



PROTO[®]

INDUSTRIAL TOOLS & SAFETY

FULL LINE PRODUCT CATALOG





TABLE OF CONTENTS

THE PROTO® BRAND	1-8
TETHERED TOOLS	9-66
TOOL STORAGE	67-116
MASTER SETS	117-244
KITTED SETS	245-264
SOCKETS & DRIVE TOOLS	265-390
AIR TOOLS	391-398
IMPACT SOCKETS	399-488
PRECISION TORQUE	489-512
WRENCHES	513-620
SCREWDRIVERS	621-662
PLIERS	663-708
STRIKING, PRYING & SCRAPING	709-738
PULLERS	739-772
FLEET MAINTENANCE	773-790
SPECIALTY	791-802
STANLEY TOOLS	803-902
REFERENCE TABLES	903-913
INDEX	914-996

TOOLS YOU CAN COUNT ON

PROTO® tools are built to be there when you need them most, every single time. We rigorously test our products to meet your most crucial needs in harsh work environments. For 112 years and counting, our passion and products have been fueled by you—the hard workers we serve.

PRODUCT INNOVATION

AEROSPACE PROGRAM

Over 1,500 SKUs meet Aerospace (AS) plating and dimensional standards to help promote safety and efficiency.



PRECISION 90 PLATFORM

90 tooth count equals 4° arc swing to help improve accessibility in obstructed areas.

P90 Ratchets (Pg. 271)

P90 Torque Wrenches (Pg. 493)



KITTED SETS

37 Foamed Modular Sets and 4 Foamed Master Sets. Helps reduce foreign object debris, improve tool identification and increase productivity. (Pg. 245)



TORQUE INNOVATION

Torque Bench and Sensors help reduce downtime with in-house testing.

(Pg. 508)





BUILT BEYOND STRONG

SAFETY OBSESSED

Safety is the backbone of everything we do, from our precision-manufactured products that deliver safety solutions to our robust safety training program. At the end of every day, it's about getting you back home to your family.

INDUSTRIAL STRENGTH

PROTO tools stand up to work in the toughest places on earth, from the arctic tundra, to oil rigs, factory floors, and anywhere in between. Where there's a job, PROTO has an industrial-strength tool to get it done.

BUILT-IN RELIABILITY

We meticulously design and deliver durable tools to meet high standards and help keep you working safer for longer. PROTO tools are built to last, so you can always be confident in your investment and in your work.



QUALITY COMES FIRST

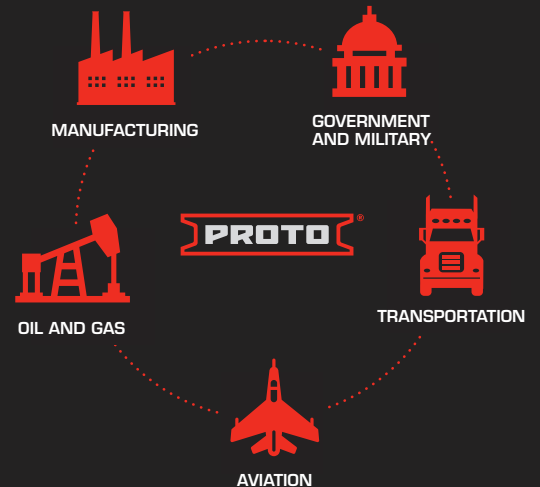
MADE IN THE USA

PROTO tools are made in our U.S. facilities to ensure the best product possible. We manufacture wrenches, sockets, ratchets, and torque tools in Texas, screwdrivers and pliers in South Carolina, and industrial storage solutions in Pennsylvania.



TRUSTED BY INDUSTRY

When you're working around the clock to keep the nation going, every move has widespread implications. It's across these heavy, high-stakes industries that workers rely on quality tools from PROTO. They're built to perform in demanding environments and help workers come through under pressure.



PROTO[®]

DELIVERING REAL BENEFITS

TO THE INDUSTRIES WE SERVE

MANUFACTURING

Take on the demands of the plant and maintain machinery that keeps your facility running.

- › Machinery, CNC equipment, and conveyor systems repair and parts assembly.
- › Kitted foamed modular sets and metal storage help promote 5S organization, productivity, and safety.



GOVERNMENT & MILITARY

Jump into action with durable tools made to tackle mission-critical jobs.

- › Tools and storage made in the USA.
- › Strong partnership with GSA-compliant distributors.



OIL & GAS



Explore, extract, refine, and transport the energy sources that keep America going.

- › Handle crucial jobs under pressure.
- › Tethered tools aid with drop prevention when working at great heights.



TRANSPORTATION

Keep the country moving with hard-working tools that will hold up.

- › Rail and fleet maintenance and repair.
- › Specialty sockets, wrenches, and sets stand up to the toughest work.



AVIATION



Get the durability and precision you demand from aerospace-compliant tools.

- › Engine repair and maintenance of high-value assets and parts.
- › AS-compliant sockets, ratchets, and wrenches enhance accessibility in tight areas.





BY ANY STANDARD, WE'RE IN THE SAFETY BUSINESS



FOD Prevention & Tool Control

PROTO foamed modular and master sets help reduce tool loss and downtime. They make it easy to see if a tool is missing so it won't be left behind as a foreign object debris (FOD) risk.



Tool Drop Prevention

When working at height, simple accidents can become costly mistakes. Tethered tools help protect workers from potential dangers of unsecured tools without hindering performance.



Aerospace Compliance

To maintain and repair high-value assets, PROTO offers over 1,500 tools tested and proven to meet strict aerospace specifications. Learn more on page 266 or visit

[AS.ProtoIndustrial.com](https://www.asprotoindustrial.com).

WORKER SAFETY IS OUR
**TOP
PRIORITY**

Safety.ProtoIndustrial.com

Our Safety Obsessed Training Program provides employees with up-to-date training on safety regulations and OSHA-compliance. Request an on-site seminar and get more info at Safety.ProtoIndustrial.com

**PROTO SAFETY EXPERTS VISIT
YOUR FACILITY TO TEACH:**

- › Hands-on demonstrations.
- › How to choose the right tool for the job.
- › Checking tools for wear and damage.
- › Examples of tool safety features.
- › Training videos, materials, posters & stickers.



PROTO[®]

- › Tools & Storage Made in the USA
- › Industrial Strength
- › Industrial Solutions
- › Full Lifetime Warranty
- › Safety Obsessed
- › Trusted Distribution Partners



CONTENTS

SKYHOOK™ SYSTEM	14-15
HEAT SHRINK LOOPS	19
D-RINGS & SEALING TAPE	20
SPLIT RINGS & TOOL COLLARS	21
RETROFIT KITS	22
CINCH LOOP	22
LANYARDS	23-25
WRIST CUFFS & WRIST STRAPS	23
POCKETS & POUCHES	26-27
BUCKETS	27
TOOL BELTS	28
TETHER-READY SOCKETS & SOCKET SETS	29-40
TETHER-READY HEX BITS & SETS	31, 34 & 39
1/2" & 3/8" DRIVE	
TETHER-READY RATCHETS	40
TETHER-READY TORQUE WRENCHES	41
TETHER-READY WRENCHES	
& WRENCH SETS	42-51
TETHER-READY STRIKING & STRUCK TOOLS	52-53
TETHER-READY PUNCH, CHISEL	
& PRY BAR SETS	54-55
TETHER-READY PLIERS	56-59
TETHER-READY LOCKING,	
WIRE TWISTER & WIRE STRIPPER	59
TETHER-READY T-HANDLE HEX	
& FOLDING HEX KEYS	60-61
TETHER-READY DURATEK™ SCREWDRIVERS	62-63
TETHER-READY SPECIALTY TOOLS	64-66



TOOL DROP PREVENTION

The SkyHook™ Tether & Transfer System is comprised of switches, docks, lanyards and carabiners, all designed to make tool control as complete as possible with little interference to tool function.

THE SKYHOOK™ AND THE SKYDOCK™

- › The SkyHook™ switch connector tethers to the tool on a short lanyard.
- › The SkyDock™ attachment securely anchors the SkyHook™ to wrist, belt, or apron.



01: TOOL IS SAFELY LOCKED.



02: USE SWITCH CONNECTOR TO TRANSFER.



03: TRANSFER TOOL AFTER CONNECTOR SAFELY LOCKS.

BREADTH OF LINE

PROTO® tethered tools offers a wide range of retrofit supplies to secure existing tools to a belt, person or workstation.



LOOPS & COLLARS

- Heat Shrink Loops
- Cylindrical Loops
- Tool Collars



TETHERS

- Swivel Tethers
- Cinch Loop Tethers
- Drill Boot Tethers
- Swivel Cup Tethers
- Glove Tethers
- Eyeglass Retainers



STORAGE

- Pockets
- Pouches
- Buckets
- Bags



BELTS

- With and Without Carabiners
- Retractors
- Double-Up Retractors



CLASPS & CONNECTORS

- D-rings
- Quick Connector
- Split Rings
- Badge Clips
- Rope Clips
- Metal Clips



LANYARDS

- Hard Hat Lanyards
- Neck Lanyards
- Wrist Lanyards
- Wire Lanyards
- Web Lanyards
- Elastic Lanyards



- Swivel Coil Lanyards
- Retractable Lanyards
- Non-Metallic Lanyards
- Break-Away Lanyards
- Pen & Pencil Lanyards
- Camera Lanyards




THE PROTO® SKYHOOK™ TETHER & TRANSFER SYSTEM:

The next generation of safety technology for positive control of hand tools at height, in work areas requiring foreign material exclusion (FME) or anywhere simple accidents become costly mistakes. Since a better tether system is a safer tether system, SkyHook™ provides secure tool transfers, a free range of motion, and positive tool control at the work site.

**"TOOL IS COMPLETELY
SECURE
DURING TRANSFER"**

Just "Swipe to Switch".
Hand-to-hand, hand-to-belt, person-to-person
or person-to-station, the transfer is the same.





The SkyHook™ will only disengage once it is engaged to another SkyDock™.



You can hold the tool during transfer. The SkyHook™ does not require hands to make the switch.

SKYHOOK™ TOOL & TRANSFER SYSTEM

The SkyHook™ tether & transfer system features a screw-gate carabiner at one end and a SkyHook™ Safety Switch at the other. Tether-Ready Tools attach to the carabiner and the SkyHook™ connects safely to a SkyDock™. SkyDocks™ are available individually as well as on wrist straps, pouches and other products.



JPSDOCK

JWS-SH

JPS

SKYHOOK™ COMPONENTS

Product #	Name	Description
JPS	SkyHook™ Switch Connector	SkyHook™ switch connector with lanyard and carabiner
JPSDOCK	SkyDock™ Storage Attachment	SkyDock™ storage attachment point
JWS-SH	SkyDock™ Wrist Strap	SkyDock™ wrist attachment point



JPSSCAFF5

JPS2

SKYHOOK™ TOOL KITS

Product #	Name	Description
JPS1	SkyHook™ Kit for 1 Tool	(1) SkyHook™ (1) SkyDock™ and (1) SkyDock™ Wrist Strap
JPS2	SkyHook™ Kit for 2 Tools	(2) SkyHooks™ (2) SkyDocks™ and (2) SkyDock™ Wrist Straps
JPSSCAFF4	SkyHook™ Kit for 4 Tools	(4) SkyHooks™ (4) SkyDocks™ and (2) SkyDock™ Wrist Straps
JPSSCAFF5	SkyHook™ Kit for 5 Tools	(5) SkyHooks™ (5) SkyDocks™ and (2) SkyDock™ Wrist Straps
JPS1	SkyHook™ with SkyDock™	(1) SkyHook™ and (1) SkyDock™ (No Wrist Strap)



SKYHOOK™ POCKET KITS

Product #	Name	Description
JPSTLPKT1	SkyHook™ Single Dock Pocket Kit	Single Dock Pouch with (1) SkyHook™ switch connector
JPSTLPKT2	SkyHook™ Dual Dock Pocket Kit	Dual Dock Pouch with (2) SkyHook™ switch connectors
JPSTLPKT3	SkyHook™ Three Dock Pocket Kit	Three Dock Pouch with (3) SkyHook™ switch connectors

JPSTLPKT2



SKYHOOK™ HAMMER KIT

Product #	Name	Description
JPSHS	SkyHook™ Hammer Kit	Holder for Hammer with (1) SkyHook™ switch connector



SKYHOOK™ TAPE POCKET

Product #	Name	Description
JPSTAPE	SkyHook™ Tape Pocket	Tape Measure Pouch with (1) SkyHook™ switch connector



SKYHOOK™ BOLT BAG

Product #	Name	Description
JPSBOLT	SkyHook™ Dual Dock Bolt Bag Kit	Dual Dock Bolt Bag with (2) SkyHook™ switch connectors



SKYHOOK™ SADDLE KIT

Product #	Name	Description
JPSSDLSM	SkyHook™ 8-Tool Saddle Kit	18" 8-Pocket Saddle featuring (8) integrated SkyDocks™ with (8) SkyHook™ switch connectors



SKYHOOK™ APRON KIT

Product #	Name	Description
JPSAPRON30	SkyHook™ 6-Dock Apron Kit	30" 6-Pocket Apron featuring (6) integrated SkyDocks™ with (6) SkyHook™ switch connectors





PROTO® TETHERED TOOLS OFFERS A WIDE RANGE OF RETROFIT SUPPLIES to secure existing tools to a belt, person or workstation. One size certainly does not fit all tools and all situations, so Proto® has expanded the range of collars, loops, lanyards, tethers, and storage options.

"EXISTING INVENTORY – RETROFIT OPTIONS"



SELECTING THE RIGHT ATTACHMENT TO THE RIGHT TOOL IS IMPORTANT. Collars are good for tools with long shanks like screwdrivers and punches. Shrink loops are used for tools with narrow necks and wide ends like wrenches and wide-edge chisels. Tools with complete openings, like the handle ends of adjustable wrenches, would use cinches or clasps.



Check out our YouTube page at [youtube.com/protoindustrial](https://www.youtube.com/protoindustrial) for "How To" videos.

SELECTION GUIDE

SHRINK LOOP ATTACHMENTS

SIZING

Part #	Tool Diameter (in)	Tool Weight Rating (lb/kg)
JP2R34X175LPOR	0.25 to 0.50	4/1.8
JP2R1X175LPOR	0.36 to 0.75	5/2.2
JP2R15X2LPOR	0.55 to 1.25	10/4.4
JP2R2X2LPOR	0.75 to 1.75	15/6.8
JP2R2X4LPOR	0.75 to 1.75	25/11.3
JP2R275X2LPOR	1.50 to 2.50	20/9
JP2R275X4LPOR	1.50 to 2.50	25/11.3
JP2R4X4LPOR	2.25 to 3.50	25/11.3

SIZING



Tools must have appropriate narrow geometry. Measure diameter at narrowed area of tool.

SIZING



Tools lacking appropriate narrow geometry.

TOOL LANYARDS - JLAN SERIES

WEIGHT RATINGS

Part #	Weight Rating (lb/kg)
JLAN15LBSSCAR	15/6.8
JLAN15LBDSS	15/6.8
JLAN15LBSSRP	15/6.8
JLAN15LB3LK	15/6.8
JLAN20LBD3LK	20/9
JLAN25LBDSS	25/11
JLAN40LBD3LK	40/18
JLAN40LBD3LKS	40/18

Ensure the tool weight does not exceed the tool lanyard rating. Never exceed a tool lanyard weight limit for any reason.

TOOL ATTACHMENTS GUIDE

PROPER



Attach on tool areas that are fully closed or to Proto® brand attachment devices.

IMPROPER



Avoid tangles. Do not cinch without appropriate attachment point.

TOOL COLLARS

Part #	Tool Min. Dia. (in)	Tool Max. Dia. (in)	Tool Max. Weight Limit (lbs)
JTC0	0.035	0.094	0.10 lb
JTC1	0.094	0.156	0.10 lb
JTC2	0.156	0.250	0.13 lb
JTC3	0.219	0.313	0.32 lb
JTC4	0.313	0.438	0.60 lb
JTC5	0.400	0.540	0.67 lb
JTC6	0.54	0.79	1.20 lbs
JTC7	0.79	1.00	4.00 lbs

TOOL COLLAR TETHER LOOPS

Part #	Opening Dia. (in)
JTL1SS	0.14 Keyed
JTL2SS	0.21 Keyed
JTL3SS	0.27 Keyed
JTL4SS	0.35 Keyed
JTL5SS	0.61
JTL6SS	0.85
JTL7SS	1.10

LANYARD ATTACHMENT TAPE

WEIGHT RATINGS

Tape #	D-ring Webbing Part #	
	JDRSMOR	JDRHDOR
JMOL36RFOR	3/4-inch Wide - (3 lbs)	1-1/2-inch Wide - (3 lbs)

Ratings are based on cylindrical test modules in a perpendicular configuration and may or may not represent field configurations. End user must make determination of suitability.

SIZING



Tools must have appropriate narrow geometry. Measure diameter at narrowed area of tool.

REQUIRED AMOUNT

Tool Dia. (in)	Estimated Tape Amount (in)
0.25	8.5
0.50	17
1.00	33
2.00	66

For other tool sizes, multiply the average diameter by 24. If unsure of amount, it is better to overestimate.



ATTACHMENT POINTS LOOPS & DELUXE ATTACHMENT SYSTEM

Existing tools can be retrofitted with the same Proto® Industrial Tether Attachments used in the general product line.

HEAT SHRINK LOOPS

HEAT SHRINK LOOPS

- ▶ Superior strength over conventional heat shrink methods.
- ▶ Easy installation, quick attachment to lanyards, and eliminates confusion with matching D-ring webbing to proper shrink rings.
- ▶ Designed to keep the stitching away from the heat source to prevent damage to the stitching common with conventional methods. Prevents webbing from slipping out of the heat shrink.
- ▶ Allows for proper labeling of each shrink loop containing load limits, usage instructions and precautions.



Product #	Name	Size (in W x in L)	Max. Tool Weight (lbs)	Type	Pack Qty.	Brand
JP2R34X175LPOR	Heat Shrink Loop	0.75 x 1.75	4	Heavy-Duty	25	Proto®
JP2R1X175LPOR	Heat Shrink Loop	1.10 x 1.75	5	Heavy-Duty	25	Proto®
JP2R15X2LPOR	Heat Shrink Loop	1.50 x 2.00	10	Heavy-Duty	25	Proto®
JP2R2X2LPOR	Heat Shrink Loop	2.00 x 2.00	15	Heavy-Duty	25	Proto®
JP2R2X4LPOR	Heat Shrink Loop	2.00 x 4.00	25	Heavy-Duty	25	Proto®
JP2R275X2LPOR	Heat Shrink Loop	2.75 x 2.00	20	Heavy-Duty	25	Proto®
JP2R275X4LPOR	Heat Shrink Loop	2.75 x 4.00	25	Heavy-Duty	25	Proto®
JP2R4X4LPOR	Heat Shrink Loop	4.00 x 4.00	25	Heavy-Duty	25	Proto®



HEAT SHRINK LOOP SAMPLE KIT

Product #: JP2RSMPKIT

- ▶ One of each standard size used for determining proper fit.
- ▶ See page 66 for Heat Gun.

Contents	Size (in W x in L)	Type	Brand
JP2R34X175LPOR	0.75 x 1.75	Heavy-Duty	Proto®
JP2R1X175LPOR	1.10 x 1.75	Heavy-Duty	Proto®
JP2R15X2LPOR	1.50 x 2.00	Heavy-Duty	Proto®
JP2R2X2LPOR	2.00 x 2.00	Heavy-Duty	Proto®
JP2R2X4LPOR	2.00 x 4.00	Heavy-Duty	Proto®
JP2R275X2LPOR	2.75 x 2.00	Heavy-Duty	Proto®
JP2R275X4LPOR	2.75 x 4.00	Heavy-Duty	Proto®
JP2R4X4LPOR	4.00 x 4.00	Heavy-Duty	Proto®



D-RING WEBBING

- › For use with sealing tape or heat shrink loops.



JDRSMOR

Product #	Name	Size (in)	Length (in)	Color	Pack Qty.
JDRHDOR	Heavy-Duty Web Tether with Metal D-ring	1.00	3.50	Orange	25
JDRSMOR	Standard Web Tether with Metal D-ring	0.50	2.50	Orange	25



MOLECULAR SEALING TAPE

- › Used for attaching D-ring webbing to tools.
- › No heat gun necessary.
- › Bonds to itself and not the tool.
- › Installs in seconds (stretch, wrap, and go).
- › Will not peel off, must be cut.
- › No residue.
- › For use with tethers of 12 inches or less.



JMOL36RFOR

Product #	Name	Type	Size (in x ft)	Thickness (in)	Color
JMOL36RFOR	Molecular Sealing Tape	Reinforced	1 x 36	0.020	Orange



WEB D-RING & TAPE SAMPLE KIT

Product #: JDRSMPLKIT

- › One of each size to determine proper fit.



Contents	Description	Brand
JDRHDOR	HD D-ring Web Tethers	Proto®
JDRSMOR	D-ring Web Tethers	Proto®
N/A	Sealing Tape - 2 feet	Proto®





SPLIT RINGS

- › Installs easily to manufacturers pre-drilled tether holes.
- › Fits tools of significant geometry.
- › Create a tether ring on the fly.
- › Weight Rated - Max Tool Weight 2 lbs.
- › Semi-permanent attachment of tools to lanyards.
- › For use with tethers of 12 inches or less.

Product #	Name	Diameter (in)	Brand
JSR04	Tether Split Ring	0.40	Proto®
JSR06	Tether Split Ring	0.60	Proto®
JSR1	Tether Split Ring	1.00	Proto®
JSR125	Tether Split Ring	1.25	Proto®
JSR15	Tether Split Ring	1.50	Proto®
JSR2	Tether Split Ring	2.00	Proto®



SPLIT RINGS & TOOL COLLARS

TOOL COLLAR® KITS

- › Sizes below are used to determine proper fit.



JPCL2SS

Product #	Name	Description	Type	Pack Qty.	Brand
JPCL0SS	Tool Collar® (JTC0) & Loop (JTL1SS)	For tools from 0.035 to 0.094-in diameter	Metal Ring	10	Proto®
JPCL1SS	Tool Collar® (JTC1) & Loop (JTL2SS)	For tools from 0.094 to 0.156-in diameter	Metal Ring	10	Proto®
JPCL2SS	Tool Collar® (JTC2) & Loop (JTL3SS)	For tools from 0.156 to 0.250-in diameter	Metal Ring	10	Proto®
JPCL3SS	Tool Collar® (JTC3) & Loop (JTL4SS)	For tools from 0.219 to 0.313-in diameter	Metal Ring	10	Proto®
JPCL4SS	Tool Collar® (JTC4) & Loop (JTL5SS)	For tools from 0.313 to 0.438-in diameter	Metal Ring	10	Proto®
JPCL5SS	Tool Collar® (JTC5) & Loop (JTL5SS)	For tools from 0.400 to 0.540-in diameter	Metal Ring	10	Proto®
JPCL6SS	Tool Collar® (JTC6) & Loop (JTL6SS)	For tools from 0.540 to 0.790-in diameter	Metal Ring	10	Proto®
JPCL7SS	Tool Collar® (JTC7) & Loop (JTL7SS)	For tools from 0.790 to 1.000-in diameter	Metal Ring	10	Proto®

TOOL COLLAR® SAMPLE KIT

Product #: **JPCLSMPLKIT**

- › One of each metal ring size used for determining proper fit.

Contents	Description	Brand
JPCL0SS	0.035 to 0.094"	Proto®
JPCL1SS	0.094 to 0.156"	Proto®
JPCL2SS	0.156 to 0.250"	Proto®
JPCL3SS	0.219 to 0.313"	Proto®
JPCL4SS	0.313 to 0.438"	Proto®
JPCL5SS	0.400 to 0.540"	Proto®
JPCL6SS	0.540 to 0.790"	Proto®
JPCL7SS	0.790 to 1.00"	Proto®



RETROFIT KITS

- › A number of attachment point creation tools all in one location.
- › Portable kit used to bring directly to job locations.
- › Standard heat gun required for shrink ring assembly.

5-TOOL TETHERING KIT

Product #: **JPSSCAFF5KIT**

- › Recommended tether attachments for a tape rule, (2) pliers, hammer, and level.



Contents	Description	Brand
JTAPESLV	Tape Measure Holder	Proto®
N/A	Heat Shrink Loop	Proto®
N/A	(2) Sealing Tapes – 12"	Proto®
JSR15 & JSR2	(2) Key Rings	Proto®
JDRSMOR	(2) Web D-ring	Proto®



SWIVEL TETHER CINCH LOOP

- › For use on tools with a pre-drilled hole or slot.
- › Useful on applications where key rings and other solid anchors are cumbersome.
- › Features patented swivel.



Tool not included

Product #	Name	Max. Tool Weight (lbs)	Pack Qty.	Brand
T-TETHCNCHLPSW	Swivel Tether Cinch Loop	10	10	Ty-Flöt





LANYARDS PPE, WRIST & TOOL

HARD HAT LANYARDS



HARD HAT LANYARDS

- › The Proto® hard hat lanyard is a great way to prevent your hard hat from becoming a dropped object. It can be used with almost any hard hat, and is a comfortable alternative to the traditional "chin strap."
- › While keeping your helmet secure, the patented lanyard, attaches to an outer garment never impeding on the comfort or use of the hard hat.
- › All Proto® Hard Hat lanyards feature an "easy release" where you may disengage the side release buckle, leaving one piece secured to the hard hat, and the other still attached to an outer garment. When ready to use the hard hat again, simply reengage the side release buckle.

Product #	Name	Color	Pack Qty.	Brand
JLANHATRD	Hard Hat Lanyard*	Red	100	Proto®
JLANHATRD10	Hard Hat Lanyard*	Red	10	Proto®

*Hard hat not included. Check out our YouTube page at youtube.com/protoindustrial for "How To" videos.

D-RING WRIST STRAP SYSTEM

- › Completely forged D-Ring.
- › Reinforced elastic fabric for safe but comfortable wrist control.
- › All metal components to provide strong protection.
- › 12" length lanyard to prevent entanglement in work.
- › One carabiner that swivels to allow tool use in multiple and convenient positions.
- › Two stainless steel carabiners with screw gate.



JDR2

Product #	Name	Size (in) L/W/H	Max. Tool Weight (lbs)	Brand
JWS-DR	Tethering D-Ring Wrist Strap	13 / 2 / 0.25	6	Proto®
JLANWR6LB	Tethering D-Ring Wrist Strap Lanyard	12 / 1 / 0.25	6	Proto®
JDR1	Tethering D-Ring Wrist Strap System with (1)JWS-DR and (1)JLANWR6LB	-	6	Proto®
JDR2	Tethering D-Ring Wrist Strap System with (2)JWS-DR and (2)JLANWR6LB	-	6	Proto®
JDR4	Tethering D-Ring Wrist Strap System with (2)JWS-DR and (4)JLANWR6LB	-	6	Proto®

TOOL LANYARDS - WIRE

- › Heavy-duty lanyards for use with large tools.
- › 10-15 lbs max. weight tool limit.
- › Swivel option on some lanyards to prevent entanglement.



T-L48WR153T

Product #	Name	Attachment	Length (in)	Max. Tool Weight (lbs)	Brand
T-L48WR153T	Wire Lanyard	Trip action lock	48	15	Ty-Flöt
T-L48WR153TSW	Wire Swivel Lanyard	Trip action lock	48	15	Ty-Flöt



TOOL LANYARDS - ELASTIC

- › Internal bungee cord with nylon outer sheathing on dual carabiner lanyards.
- › Lanyards with one carabiner have elastic woven into the webbing providing longevity versus standard elastic lanyards.



JLAN15LBSSRP

Product #	Name	Attachment	Retracted Length (in)	Extended Length (in)	Max Tool Weight (lbs)	Brand	ANSI Spec.
JLAN15LBSSRP	Elastic Lanyard	(1) Screw Gate Carabiner	32	48	15	Proto®	ANSI 121-2018
JLAN15LB3LK	Elastic Lanyard	(1) Triple Lock Carabiner	32	48	15	Proto®	–
JLAN20LBD3LK	Elastic Lanyard	(2) Triple Lock Carabiners	27	52	20	Proto®	–
JLAN25LBDSS	Elastic Lanyard	(2) Screw Gate Stainless Steel Carabiners	45	118	25	Proto®	ANSI 121-2018



TOOL LANYARDS - WEB

- › Heavy-duty lanyards for use with large tools.
- › Swivel option on some lanyards to prevent entanglement.



JLAN40LBD3LKSW

Product #	Name	Attachment	Length (ft)	Max Tool Weight (lbs)	Color	Pack Qty.	Brand
JLAN40LBD3LKSW	Web Lanyard	(2) Triple Lock Swivel Carabiners	4	40	Orange	1	Proto®
JLAN40LBD3LK	Web Lanyard	(2) Triple Lock Carabiners	4	40	Orange	1	Proto®
T-L72403TSWLP	Web Lanyard	Triple Action Lock & Swivel	6	40	Orange	1	Ty-Flöt



ANSI 121-2018



TOOL LANYARDS - METALLIC

- › High strength nylon webbing.
- › Quick and easy trigger snap hook or positive control screw gate.
- › Laminated and non-laminated versions.



Screw Gate

Product #	Name	Size (in)	Max. Tool Weight (lbs)	Color	Pack Qty.	Brand
T-SGS12OR	Positive Control Tool Lanyard Screw Gate	12	10	Orange	10	Ty-Flöt
T-SGS24OR	Positive Control Tool Lanyard Screw Gate	24	10	Orange	10	Ty-Flöt



RETRACTABLE TOOL LANYARDS

- › Attach to belt loops or harness D-rings.



T-TRSK8S



T-105601

Product #	Name	Description	Retracting Length (in)	Max. Tool Weight (lbs)	Retractor Force (oz)	Brand
T-HDRF810*	Heavy-Duty Retractor Pull with Carabiner	–	48	1	8 - 10	Ty-Flöt
T-1045601	Retractor Tool Lanyard with Belt Mount	Snap/Belt Mount	38	1	3	Ty-Flöt
T-TRSK8S	Retractor Locking Tool Lanyard	Belt (1.55" wide) or Carabiner Mounted	40	1	–	Ty-Flöt

* Do not force or bend the spring gate laterally as this will render the carabiner ineffective and create the potential for small parts to be released.



GLOVE TETHERS

- › Keep gloves and ear protection at an arm's reach.
- › Two styles for optimal use in any situation.
- › Reduce the cost of lost gloves and time spent searching for PPE.
- › Attach to belt loops or any convenient location.
- › Easy opening.
- › Features a breakaway.



Product #	Name	Description	Pack Qty.	Brand
JPPEGLV	PPE Caddy® Glove Holder	Secures gloves to belt loop	50	Proto®
JPPEGLV10	PPE Caddy® Glove Holder	Secures gloves to belt loop	10	Proto®
JPPEGLVPOU	PPE Caddy® Glove Holder/Pouch	Glove holder with pouch to hold ear protection	50	Proto®
JPPEGLVPOU10	PPE Caddy® Glove Holder/Pouch	Glove holder with pouch to hold ear protection	10	Proto®

STORAGE POCKETS, POUCHES & BUCKETS

TAPE MEASURE POCKET

- › Designed to conveniently hold a wide variety of tape measures.
- › Fits up to 2-inch tool belts.
- › Includes tape sleeve attachment for tape measure.
- › Ballistic nylon.



Product #	Name	Description	Max. Tool Weight (lbs)	Brand
JTAPESLV	Tethered Tape Rule Sleeve	Tethered tape rule sleeve with D-ring	2	Proto®

RETRACTABLE HAMMER / RATCHET POCKET

- › Designed for hammers and scaffold ratchets.
- › Fits up to 2-inch tool belts.
- › 42-inch Retractor with lock.
- › Ballistic nylon.



Product #	Name	Description	Max. Tool Weight (lbs)	Brand
T-RETHR	Retractable Hammer/Ratchet Pocket	42-inch Retractor with lock. Spectra cord	2	Ty-Flöt

RETRACTABLE 4 POCKET TOOL POUCH

- › Designed to hold hammers, scaffold ratchets, level, pliers, and tape measure.
- › Fits up to 2-inch tool belts.
- › 4 Retractors, 2 lanyard attachment points.
- › Ballistic nylon.



Product #	Name	Description	Max. Tool Weight (lbs)	Brand
T-RET4PKT	Retractable 4 Pocket Pouch - EZ Clean	(4) Retractors and (2) lanyard attachment points. Spectra cord	(1) for small retractors (2) for large retractors	Ty-Flöt



RETRACTABLE POUCH

- › 3 Ft. retractable lanyard rated to 1.5 lbs.
- › Removable retractor.
- › Strong & durable ballistic nylon.



Product #	Name	Description	Length (in)	Width (in)	Height (in)	Max. Tool Weight (lbs)	Brand
JRETPOU1	1-Pocket Retractable Pouch	Tethering D-Ring 1-Pocket Retractable Pouch	11	4	0.5	1.5	Proto®
JRETPOU2	2-Pocket Retractable Pouch	Tethering D-Ring 2-Pocket Retractable Pouch	11	4	0.5	1.5	Proto®
JRETSET1	1-Pocket Retractable Pouch Set	Tethering D-Ring Pouch Set with 1-Pocket, Retractable Lanyard, and D-Ring Wrist Strap System with (2)JWS-DR and (2)JLANWR6LB	11	4	0.5	1.5	Proto®
JRETSET2	2-Pocket Retractable Pouch Set	Tethering D-Ring Pouch Set with 2-Pockets, Retractable Lanyard, and D-Ring Wrist Strap System with (2)JWS-DR and (2)JLANWR6LB	11	4	0.5	1.5	Proto®

ANTI-SPILL POUCHES

- › Buckle closure.
- › Ballistic nylon.
- › Adaptable with 3-inch belts.



Product #	Name	Description	Brand
T-TLPC9X9SCL	Self Closing Parts Pouch	9" x 9" Buckle closure. Ballistic nylon	Ty-Flöt

TOOL BUCKETS



Product #	Name	Description	Size (in Dia. x in Deep)	Max. Tool Weight (lbs)
JBUCK300LBZP	Tethering D-Ring Lift Bucket	Tethering D-Ring Lift Bucket with Swivel Triple Lock Carabiner	13 x 15	300
JBUCKET	Tethering D-Ring Lift Bucket Set	Tethering D-Ring Lift Bucket Set with D-Ring Wrist Strap System (2)JWS-DR and (6)JLANWR6LB	13 x 15	300

ACCESSORIES

BELTS & RETRACTORS



JBELTSET-L

TOOL BELT SETS

Product #	Name	Description	Size (in)	Color	Brand
JBELTSET-M	Comfort Belt Set Medium	Tethering Medium Comfort Belt Set with (2) Belt Adapter (JBELTAD2) and D-Ring Wrist Strap System (2)JWS-DR and (2)JLANWR6LB	28 - 40	■ Black	Proto®
JBELTSET-L	Comfort Belt Set Large	Tethering Large Comfort Belt Set with (2) Belt Adapter (JBELTAD2) and D-Ring Wrist Strap System (2)JWS-DR and (2)JLANWR6LB	40 - 54	■ Black	Proto®

TOOL BELTS

Product #	Name	Description	Size (in)	Color	Brand
JBELTCM-M	Comfort Belt Medium	Tethering Comfort Belt	28 - 40	■ Black	Proto®
JBELTCM-L	Comfort Belt Large	Tethering Comfort Belt	40 - 54	■ Black	Proto®

TOOL BELT ADAPTER WITH CARABINERS



JBELTAD2

Product #	Name	Description	Size (in)	Color	Brand
JBELTAD2	Belt Adaptor with (2) Carabiners	(2) Screw Gate Carabiners	2	■ Orange	Proto®





SOCKETS, DRIVE TOOLS & ACCESSORIES

All Proto® Tethered Tool Sockets, Ratchets, and Torque Wrenches feature a Positive Control Pin Detent System. Unlike the usual ball detent that only provides friction to retain the socket, the Positive Control System requires a separate tool (such as a punch pin) to attach or remove the socket. These sockets cannot be removed without specific intent.



3/8" DRIVE 21 PIECE METRIC SOCKET SET - 12 POINT

Product #: J52215-TT

Contents	Description	MM
J5206M-TT	Socket, 3/8" DR 6 mm 12 PT	
J5207M-TT	Socket, 3/8" DR 7 mm 12 PT	
J5208M-TT	Socket, 3/8" DR 8 mm 12 PT	
J5209M-TT	Socket, 3/8" DR 9 mm 12 PT	
J5210M-TT	Socket, 3/8" DR 10 mm 12 PT	
J5211M-TT	Socket, 3/8" DR 11 mm 12 PT	
J5212M-TT	Socket, 3/8" DR 12 mm 12 PT	
J5213M-TT	Socket, 3/8" DR 13 mm 12 PT	
J5214M-TT	Socket, 3/8" DR 14 mm 12 PT	
J5215M-TT	Socket, 3/8" DR 15 mm 12 PT	
J5216M-TT	Socket, 3/8" DR 16 mm 12 PT	
J5217M-TT	Socket, 3/8" DR 17 mm 12 PT	
J5218M-TT	Socket, 3/8" DR 18 mm 12 PT	
J5219M-TT	Socket, 3/8" DR 19 mm 12 PT	
J5220M-TT	Socket, 3/8" DR 20 mm 12 PT	
J5221M-TT	Socket, 3/8" DR 21 mm 12 PT	
J5222M-TT	Socket, 3/8" DR 22 mm 12 PT	
J5223M-TT	Socket, 3/8" DR 23 mm 12 PT	
J5224M-TT	Socket, 3/8" DR 24 mm 12 PT	
J5225M-TT	Socket, 3/8" DR 25 mm 12 PT	
J5226M-TT	Socket, 3/8" DR 26 mm 12 PT	
J2585	Socket, Bar 9"	
J2588	Socket, Bar 11"	
J2591	Socket, Clip 3/8" DR	

- ▶ 12 Point Standard: 6, 7, 8, 9, 10, 11, 12, 13, 14, 15, 16, 17, 18, 19, 20, 21, 22, 23, 24, 25, 26 mm.
- ▶ Accessories: 9- and 11-inch Socket Bars, and 21 Socket Clips.



Weight (lbs): 2.98

AS954E S3.8.1 ASME B107.1 

3/8" DRIVE 18 PIECE METRIC DEEP SOCKET SET - 12 POINT

Product #: J52207-TT

- ▶ 12 Point Deep: 6, 7, 8, 9, 10, 11, 12, 13, 14, 15, 16, 17, 18, 19, 20, 21, 22, 23 mm.
- ▶ Accessories: 17-inch Socket Bar and 18 Socket Clips.



Contents	Description	MM
J5006M-TT	Socket, 3/8" DR Deep 6 mm 12 PT	
J5007M-TT	Socket, 3/8" DR Deep 7 mm 12 PT	
J5008M-TT	Socket, 3/8" DR Deep 8 mm 12 PT	
J5009M-TT	Socket, 3/8" DR Deep 9 mm 12 PT	
J5010M-TT	Socket, 3/8" DR Deep 10 mm 12 PT	
J5011M-TT	Socket, 3/8" DR Deep 11 mm 12 PT	
J5012M-TT	Socket, 3/8" DR Deep 12 mm 12 PT	
J5013M-TT	Socket, 3/8" DR Deep 13 mm 12 PT	
J5014M-TT	Socket, 3/8" DR Deep 14 mm 12 PT	
J5015M-TT	Socket, 3/8" DR Deep 15 mm 12 PT	
J5016M-TT	Socket, 3/8" DR Deep 16 mm 12 PT	
J5017M-TT	Socket, 3/8" DR Deep 17 mm 12 PT	
J5018M-TT	Socket, 3/8" DR Deep 18 mm 12 PT	
J5019M-TT	Socket, 3/8" DR Deep 19 mm 12 PT	
J5020M-TT	Socket, 3/8" DR Deep 20 mm 12 PT	
J5021M-TT	Socket, 3/8" DR Deep 21 mm 12 PT	
J5022M-TT	Socket, 3/8" DR Deep 22 mm 12 PT	
J5023M-TT	Socket, 3/8" DR Deep 23 mm 12 PT	
J2587	Socket Bar, 17"	
J2591	Socket Clip, 3/8" DR	

Weight (lbs): 2.98 AS954E S3.8.1 ASME B107.1

3/8" DRIVE 13 PIECE SOCKET SET - 12 POINT

Product #: J52124-TT

- ▶ 12 Point Standard: 1/4, 5/16, 3/8, 7/16, 1/2, 9/16, 5/8, 11/16, 3/4, 13/16, 7/8, 15/16, 1".
- ▶ Accessories: 13-inch Socket Bar with 13 Socket Clips.



Contents	Description	INCH
J5208-TT	Socket, 3/8" DR 1/4" 12 PT	
J5210-TT	Socket, 3/8" DR 5/16" 12 PT	
J5212-TT	Socket, 3/8" DR 3/8" 12 PT	
J5214-TT	Socket, 3/8" DR 7/16" 12 PT	
J5216-TT	Socket, 3/8" DR 1/2" 12 PT	
J5218-TT	Socket, 3/8" DR 9/16" 12 PT	
J5220-TT	Socket, 3/8" DR 5/8" 12 PT	
J5222-TT	Socket, 3/8" DR 11/16" 12 PT	
J5224-TT	Socket, 3/8" DR 3/4" 12 PT	
J5226-TT	Socket, 3/8" DR 13/16" 12 PT	
J5228-TT	Socket, 3/8" DR 7/8" 12 PT	
J5230-TT	Socket, 3/8" DR 15/16" 12 PT	
J5232-TT	Socket, 3/8" DR 1" 12 PT	
J2586	Socket, Bar 13"	
J2591	Socket, Clip 3/8" DR	

Weight (lbs): 1.96 AS954E S3.8.1 ASME B107.1



3/8" DRIVE 13 PIECE DEEP SOCKET SET - 12 POINT

Product #: J52112-TT

Contents	Description	INCH
J5008-TT	Socket, 3/8" DR 1/4" 12 PT Deep	
J5010-TT	Socket, 3/8" DR 5/16" 12 PT Deep	
J5012-TT	Socket, 3/8" DR 3/8" 12 PT Deep	
J5014-TT	Socket, 3/8" DR 7/16" 12 PT Deep	
J5016-TT	Socket, 3/8" DR 1/2" 12 PT Deep	
J5018-TT	Socket, 3/8" DR 9/16" 12 PT Deep	
J5020-TT	Socket, 3/8" DR 5/8" 12 PT Deep	
J5022-TT	Socket, 3/8" DR 11/16" 12 PT Deep	
J5024-TT	Socket, 3/8" DR 3/4" 12 PT Deep	
J5026-TT	Socket, 3/8" DR 13/16" 12 PT Deep	
J5028-TT	Socket, 3/8" DR 7/8" 12 PT Deep	
J5030-TT	Socket, 3/8" DR 15/16" 12 PT Deep	
J5032-TT	Socket, 3/8" DR 1" 12 PT Deep	
J2586	Socket, Bar 13"	
J2591	Socket, Clip 3/8" DR	

Weight (lbs): 3.64 AS954E S3.8.1 ASME B107.1

- ▶ 12 Point Deep: 1/4, 5/16, 3/8, 7/16, 1/2, 9/16, 5/8, 11/16, 3/4, 13/16, 7/8, 15/16, 1".
- ▶ Accessories: 13-inch Socket Bar with 13 Socket Clips.



3/8" DRIVE TETHER-READY SOCKET SETS

3/8" & 1/2" DRIVE 10 PIECE HEX BIT SET

Product #: J4900A-TT

Contents	Description	INCH
J49901/8-TT	Socket, Hex Bit 3/8" DR 1/8"	
J49905/32-TT	Socket, Hex Bit 3/8" DR 5/32"	
J49903/16-TT	Socket, Hex Bit 3/8" DR 3/16"	
J49907/32-TT	Socket, Hex Bit 3/8" DR 7/32"	
J49901/4-TT	Socket, Hex Bit 3/8" DR 1/4"	
J49905/16-TT	Socket, Hex Bit 3/8" DR 5/16"	
J49903/8-TT	Socket, Hex Bit 3/8" DR 3/8"	
J54411/2-TT	Socket, Hex Bit 1/2" DR 1/2"	
J54419/16-TT	Socket, Hex Bit 1/2" DR 9/16"	
J54415/8-TT	Socket, Hex Bit 1/2" DR 5/8"	
J4968PB	Blow-Molded Case	

Weight (lbs): 3.15
Individual components available for purchase.

- ▶ 3/8-inch Drive: 1/8, 5/32, 3/16, 7/32, 1/4, 5/16, 3/8".
- ▶ 1/2-inch Drive: 1/2, 9/16, 5/8".



3/8" & 1/2" DRIVE 10 PIECE METRIC HEX BIT SET

Product #: J4900MA-TT

Contents	Description	MM
J4990-4M-TT	Socket, Hex Bit 3/8" DR 4 mm	
J4990-5M-TT	Socket, Hex Bit 3/8" DR 5 mm	
J4990-6M-TT	Socket, Hex Bit 3/8" DR 6 mm	
J4990-7M-TT	Socket, Hex Bit 3/8" DR 7 mm	
J4990-8M-TT	Socket, Hex Bit 3/8" DR 8 mm	
J4990-9M-TT	Socket, Hex Bit 3/8" DR 9 mm	
J4990-10M-TT	Socket, Hex Bit 3/8" DR 10 mm	
J5441-12M-TT	Socket, Hex Bit 1/2" DR 12 mm	
J5441-14M-TT	Socket, Hex Bit 1/2" DR 14 mm	
J5441-17M-TT	Socket, Hex Bit 1/2" DR 17 mm	
J4968PB	Blow-Molded Case	

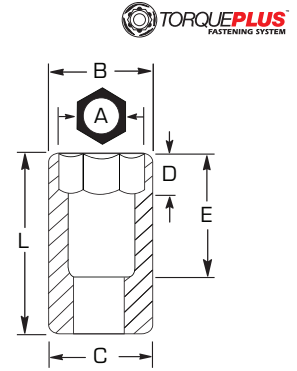
Weight (lbs): 3.11
Individual components available for purchase.

- ▶ 3/8-inch Drive: 4, 5, 6, 7, 8, 9, 10 mm.
- ▶ 1/2-inch Drive: 12, 14, 17 mm.



3/8" DRIVE SOCKETS - 12 POINT

- ▶ Proto® 12 Point Sockets are ideal for use on stubborn or damaged fasteners, as well as on fasteners made from soft materials.
- ▶ TorquePlus™ features apply.



12	INCH	Nut End	Drive End	Nut	Bolt Clearance	Overall	Weight
	(A)	Outside Dia. (in) (B)	Outside Dia. (in) (C)	Depth (in) (D)	Depth (in) (E)	Length (in) (L)	(lbs)
J5208-TT	1/4	25/64	43/64	23/64	21/32	1-3/32	0.05
J5210-TT	5/16	15/32	43/64	23/64	21/32	1-3/32	0.05
J5212-TT	3/8	35/64	43/64	23/64	21/32	1-3/32	0.06
J5214-TT	7/16	41/64	43/64	23/64	21/32	1-3/32	0.06
J5216-TT	1/2	47/64	47/64	23/64	21/64	1-1/8	0.08
J5218-TT	9/16	13/16	13/16	1/2	11/16	1-1/8	0.09
J5220-TT	5/8	7/8	7/8	33/64	11/16	1-1/8	0.10
J5222-TT	11/16	61/64	61/64	17/32	11/16	1-1/8	0.13
J5224-TT	3/4	1-1/32	1-1/32	39/64	3/4	1-3/16	0.15
J5226-TT	13/16	1-3/32	1-3/32	39/64	3/4	1-3/16	0.17
J5228-TT	7/8	1-3/16	1-3/16	41/64	7/8	1-5/16	0.24
J5230-TT	15/16	1-1/4	1-1/4	49/64	7/8	1-5/16	0.25
J5232-TT	1	1-5/16	1-5/16	13/16	59/64	1-3/8	0.27

AS954E S3.8.1 ASME B107.1

12	MM	Nut End	Drive End	Nut	Bolt Clearance	Overall	Weight
	(A)	Outside Dia. (in) (B)	Outside Dia. (in) (C)	Depth (in) (D)	Depth (in) (E)	Length (in) (L)	(lbs)
J5206M-TT	6	25/64	43/64	1/4	45/64	1-3/32	0.05
J5207M-TT	7	27/64	43/64	1/4	45/64	1-3/32	0.05
J5208M-TT	8	15/32	43/64	1/4	45/64	1-3/32	0.06
J5209M-TT	9	33/64	43/64	9/32	45/64	1-3/32	0.05
J5210M-TT	10	19/32	43/64	5/16	45/64	1-3/32	0.06
J5211M-TT	11	41/64	43/64	21/64	45/64	1-3/32	0.07
J5212M-TT	12	45/64	45/64	9/32	1/2	1-1/8	0.05
J5213M-TT	13	47/64	47/64	9/32	1/2	1-1/8	0.07
J5214M-TT	14	25/32	25/32	15/32	7/16	1-1/8	0.08
J5215M-TT	15	27/32	27/32	17/32	7/16	1-1/8	0.10
J5216M-TT	16	55/64	55/64	17/32	7/16	1-1/8	0.10
J5217M-TT	17	15/16	15/16	17/32	7/16	1-1/8	0.12
J5218M-TT	18	61/64	61/64	17/32	1/2	1-3/16	0.12
J5219M-TT	19	1	1	17/32	1/2	1-3/16	0.14
J5220M-TT	20	1-3/32	1-3/32	5/8	1/2	1-3/16	0.17
J5221M-TT	21	1-3/32	1-3/32	9/16	41/64	1-9/32	0.18
J5222M-TT	22	1-11/64	1-11/64	43/64	5/8	1-5/16	0.22
J5223M-TT	23	1-3/16	1-3/16	47/64	5/8	1-5/16	0.21
J5224M-TT	24	1-1/4	1-1/4	49/64	37/64	1-5/16	0.23
J5225M-TT	25	1-21/64	1-21/64	49/64	5/8	1-3/8	0.29
J5226M-TT	26	1-21/64	1-21/64	49/64	59/64	1-3/8	0.26

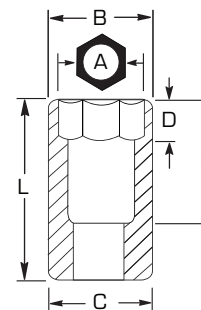
AS954E S3.8.1 ASME B107.5M



3/8" DRIVE DEEP SOCKETS - 12 POINT



- ▶ Proto® 12 Point Sockets are ideal for use on stubborn or damaged fasteners, as well as on fasteners made from soft materials.
- ▶ TorquePlus™ features apply.



3/8" DRIVE TETHER-READY SOCKETS

12	INCH (A)	Nut End Outside Dia. (in) (B)	Drive End Outside Dia. (in) (C)	Nut Depth (in) (D)	Bolt Clearance Depth (in) (E)	Overall Length (in) (L)	Weight (lbs)
J5008-TT	1/4	13/32	21/32	5/16	1-11/16	2-1/8	0.10
J5010-TT	5/16	15/32	21/32	13/32	1-11/16	2-1/8	0.10
J5012-TT	3/8	35/64	21/32	13/32	1-11/16	2-1/8	0.10
J5014-TT	7/16	21/32	21/32	7/16	1-11/16	2-1/8	0.12
J5016-TT	1/2	23/32	23/32	33/64	1-11/16	2-1/8	0.14
J5018-TT	9/16	51/64	51/64	19/32	1-11/16	2-1/8	0.18
J5020-TT	5/8	7/8	7/8	43/64	2-5/16	2-3/4	0.24
J5022-TT	11/16	15/16	15/16	43/64	2-5/16	2-3/4	0.30
J5024-TT	3/4	1-1/64	1-1/64	43/64	2-5/16	2-3/4	0.33
J5026-TT	13/16	1-5/64	1-5/64	43/64	2-5/16	2-3/4	0.36
J5028-TT	7/8	1-15/64	1-15/64	1-3/16	2-5/16	2-3/4	0.43
J5030-TT	15/16	1-15/64	1-15/64	1-3/16	2-5/16	2-3/4	0.46
J5032-TT	1	1-5/16	1-5/16	1-3/16	2-5/16	2-3/4	0.54

AS954E S3.8.1 ASME B107.1

12	MM (A)	Nut End Outside Dia. (in) (B)	Drive End Outside Dia. (in) (C)	Nut Depth (in) (D)	Bolt Clearance Depth (in) (E)	Overall Length (in) (L)	Weight (lbs)
J5006M-TT	6	25/64	21/32	5/16	1-13/16	2-1/8	0.11
J5007M-TT	7	25/64	21/32	25/64	1-47/64	2-1/8	0.09
J5008M-TT	8	15/32	21/32	25/64	1-47/64	2-1/8	0.10
J5009M-TT	9	33/64	21/32	25/64	1-47/64	2-1/8	0.11
J5010M-TT	10	37/64	21/32	25/64	1-47/64	2-1/8	0.12
J5011M-TT	11	21/32	7/16	1-11/16	1-47/64	2-1/8	0.13
J5012M-TT	12	45/64	45/64	33/64	1-39/64	2-1/8	0.13
J5013M-TT	13	23/32	23/32	33/64	1-39/64	2-1/8	0.13
J5014M-TT	14	25/32	25/32	19/32	1-17/32	2-1/8	0.15
J5015M-TT	15	55/64	55/64	21/32	2-7/64	2-3/4	0.15
J5016M-TT	16	55/64	55/64	21/32	2-7/64	2-3/4	0.24
J5017M-TT	17	15/16	15/16	21/32	2-7/64	2-3/4	0.27
J5018M-TT	18	15/16	15/16	21/32	2-7/64	2-3/4	0.28
J5019M-TT	19	1-1/64	1-1/64	11/16	2-1/16	2-3/4	0.30
J5020M-TT	20	1-5/64	1-5/64	11/16	2-1/16	2-3/4	0.33
J5021M-TT	21	1-5/64	1-5/64	11/16	2-1/16	2-3/4	0.34
J5022M-TT	22	1-11/64	1-11/64	11/16	2-1/16	2-3/4	0.45
J5023M-TT	23	1-7/32	1-11/64	1-3/16	1-37/64	2-3/4	0.54

AS954E S3.8.1 ASME B107.5M

6 POINT
 12 POINT
 SPL SPLINE
 HEX
 FULL POLISH
 SATIN
 BLACK OXIDE
 BLACK CHROME

3/8" DRIVE HEX BIT SOCKETS

- › Manufactured with four detent holes so that the pin detent will engage correctly regardless of the direction the socket is placed on the square drive.
- › The positive control system requires a separate tool to attach or remove the socket, meaning it cannot be removed without specific intent.
- › Chrome finish is applied after the holes are bored for better corrosion resistance.
- › Made using a heat treated alloy for wear-resistance which helps minimize distortion for a long life.
- › Hex opening holds the bit allowing the bit holder to take the torque load.



HEX	INCH	Bit Length (in)	Overall Length (in)	Weight (lbs)
J49901/8-TT	1/8	1-5/8	2-23/32	0.12
J49905/32-TT	5/32	1-5/8	2-23/32	0.12
J49903/16-TT	3/16	1-5/8	2-23/32	0.12
J49907/32-TT	7/32	1-5/8	2-23/32	0.12
J49901/4-TT	1/4	1-5/8	2-23/32	0.12
J49905/16-TT	5/16	1-5/8	2-23/32	0.13
J49903/8-TT	3/8	1-5/8	2-23/32	0.15



HEX	MM	Bit Length (in)	Overall Length (in)	Weight (lbs)
J4990-4M-TT	4	1-5/8	2-23/32	0.12
J4990-5M-TT	5	1-5/8	2-23/32	0.12
J4990-6M-TT	6	1-5/8	2-23/32	0.12
J4990-7M-TT	7	1-5/8	2-23/32	0.12
J4990-8M-TT	8	1-5/8	2-23/32	0.13
J4990-9M-TT	9	1-5/8	2-23/32	0.15
J4990-10M-TT	10	1-5/8	2-23/32	0.16



1/2" DRIVE 24 PIECE METRIC SOCKET SET - 12 POINT

Product #: J54211-TT

- › 12 Point Standard: 10, 11, 12, 13, 14, 15, 16, 17, 18, 19, 20, 21, 22, 23, 24, 25, 26, 27, 28, 29, 30, 31, 32, 36 mm.
- › Accessories: (2) 17-inch Socket Bars with 24 Socket Clips.



Contents	Description	MM
J5410M-TT	Socket, 1/2" DR 10 mm 12 PT	
J5411M-TT	Socket, 1/2" DR 11 mm 12 PT	
J5412M-TT	Socket, 1/2" DR 12 mm 12 PT	
J5413M-TT	Socket, 1/2" DR 13 mm 12 PT	
J5414M-TT	Socket, 1/2" DR 14 mm 12 PT	
J5415M-TT	Socket, 1/2" DR 15 mm 12 PT	
J5416M-TT	Socket, 1/2" DR 16 mm 12 PT	
J5417M-TT	Socket, 1/2" DR 17 mm 12 PT	
J5418M-TT	Socket, 1/2" DR 18 mm 12 PT	
J5419M-TT	Socket, 1/2" DR 19 mm 12 PT	
J5420M-TT	Socket, 1/2" DR 20 mm 12 PT	
J5421M-TT	Socket, 1/2" DR 21 mm 12 PT	
J5422M-TT	Socket, 1/2" DR 22 mm 12 PT	
J5423M-TT	Socket, 1/2" DR 23 mm 12 PT	
J5424M-TT	Socket, 1/2" DR 24 mm 12 PT	
J5425M-TT	Socket, 1/2" DR 25 mm 12 PT	
J5426M-TT	Socket, 1/2" DR 26 mm 12 PT	
J5427M-TT	Socket, 1/2" DR 27 mm 12 PT	
J5428M-TT	Socket, 1/2" DR 28 mm 12 PT	
J5429M-TT	Socket, 1/2" DR 29 mm 12 PT	
J5430M-TT	Socket, 1/2" DR 30 mm 12 PT	
J5431M-TT	Socket, 1/2" DR 31 mm 12 PT	
J5432M-TT	Socket, 1/2" DR 32 mm 12 PT	
J5436M-TT	Socket, 1/2" DR 36 mm 12 PT	
J2586	Socket, Bar 13"	
J2587	Socket, Bar 17"	
J2592	Socket, Clip 1/2" DR	

Weight (lbs): 7.69

AS954E S3.8.1 ASME B107.5M





1/2" DRIVE 23 PIECE METRIC DEEP SOCKET SET - 12 POINT



Product #: J54201-TT

- ▶ 12 Point Deep: 10, 11, 12, 13, 14, 15, 16, 17, 18, 19, 20, 21, 22, 23, 24, 25, 26, 27, 28, 29, 30, 31, 32 mm.
- ▶ Accessories: (2) 17-inch Socket Bars with 23 Socket Clips.
- ▶ TorquePlus™ features apply.

Contents	Description	MM
J5310M-TT	Socket, 1/2" DR 10 mm 12 PT	
J5311M-TT	Socket, 1/2" DR 11 mm 12 PT	
J5312M-TT	Socket, 1/2" DR 12 mm 12 PT	
J5313M-TT	Socket, 1/2" DR 13 mm 12 PT	
J5314M-TT	Socket, 1/2" DR 14 mm 12 PT	
J5315M-TT	Socket, 1/2" DR 15 mm 12 PT	
J5316M-TT	Socket, 1/2" DR 16 mm 12 PT	
J5317M-TT	Socket, 1/2" DR 17 mm 12 PT	
J5318M-TT	Socket, 1/2" DR 18 mm 12 PT	
J5319M-TT	Socket, 1/2" DR 19 mm 12 PT	
J5320M-TT	Socket, 1/2" DR 20 mm 12 PT	
J5321M-TT	Socket, 1/2" DR 21 mm 12 PT	
J5322M-TT	Socket, 1/2" DR 22 mm 12 PT	
J5323M-TT	Socket, 1/2" DR 23 mm 12 PT	
J5324M-TT	Socket, 1/2" DR 24 mm 12 PT	
J5325M-TT	Socket, 1/2" DR 25 mm 12 PT	
J5326M-TT	Socket, 1/2" DR 26 mm 12 PT	
J5327M-TT	Socket, 1/2" DR 27 mm 12 PT	
J5328M-TT	Socket, 1/2" DR 28 mm 12 PT	
J5329M-TT	Socket, 1/2" DR 29 mm 12 PT	
J5330M-TT	Socket, 1/2" DR 30 mm 12 PT	
J5331M-TT	Socket, 1/2" DR 31 mm 12 PT	
J5332M-TT	Socket, 1/2" DR 32 mm 12 PT	



Weight (lbs): 8.95

ASME B107.110-2012 

1/2" DRIVE TETHER-READY SOCKET SETS



1/2" DRIVE 19 PIECE SOCKET SET - 12 POINT

Product #: **J54113-TT**

- ▶ 12 Point Standard: 3/8, 7/16, 1/2, 9/16, 5/8, 11/16, 3/4, 13/16, 7/8, 15/16, 1, 1-1/16, 1-1/8, 1-3/16, 1-1/4, 1-5/16, 1-3/8, 1-7/16, 1-1/2".
- ▶ Accessories: 17-inch Socket Bar with 19 Socket Clips.



1/2" DRIVE 19 PIECE DEEP SOCKET SET - 12 POINT

Product #: **J54105-TT**

- ▶ 12 Point Deep: 3/8, 7/16, 1/2, 9/16, 5/8, 11/16, 3/4, 13/16, 7/8, 15/16, 1, 1-1/16, 1-1/8, 1-3/16, 1-1/4, 1-5/16, 1-3/8, 1-7/16, 1-1/2".
- ▶ Accessories: 17-inch Socket Bar with 19 Socket Clips.



Contents	Description	INCH
J5412-TT	Socket, 1/2" DR 3/8" 12 PT	
J5414-TT	Socket, 1/2" DR 7/16" 12 PT	
J5416-TT	Socket, 1/2" DR 1/2" 12 PT	
J5418-TT	Socket, 1/2" DR 9/16" 12 PT	
J5420-TT	Socket, 1/2" DR 5/8" 12 PT	
J5422-TT	Socket, 1/2" DR 11/16" 12 PT	
J5424-TT	Socket, 1/2" DR 3/4" 12 PT	
J5426-TT	Socket, 1/2" DR 13/16" 12 PT	
J5428-TT	Socket, 1/2" DR 7/8" 12 PT	
J5430-TT	Socket, 1/2" DR 15/16" 12 PT	
J5432-TT	Socket, 1/2" DR 1" 12 PT	
J5434-TT	Socket, 1/2" DR 1-1/16" 12 PT	
J5436-TT	Socket, 1/2" DR 1-1/8" 12 PT	
J5438-TT	Socket, 1/2" DR 1-3/16" 12 PT	
J5440-TT	Socket, 1/2" DR 1-1/4" 12 PT	
J5442-TT	Socket, 1/2" DR 1-5/16" 12 PT	
J5444-TT	Socket, 1/2" DR 1-3/8" 12 PT	
J5446-TT	Socket, 1/2" DR 1-7/16" 12 PT	
J5448-TT	Socket, 1/2" DR 1-1/2" 12 PT	
J2587	Socket, Bar 17"	
J2592	Socket, Clip 1/2" DR	

Weight (lbs): 7.25

AS954E S3.8.1 ASME B107.1

Contents	Description	INCH
J5312-TT	Socket, 1/2" DR 3/8" 12 PT Deep	
J5314-TT	Socket, 1/2" DR 7/16" 12 PT Deep	
J5316-TT	Socket, 1/2" DR 1/2" 12 PT Deep	
J5318-TT	Socket, 1/2" DR 9/16" 12 PT Deep	
J5320-TT	Socket, 1/2" DR 5/8" 12 PT Deep	
J5322-TT	Socket, 1/2" DR 11/16" 12 PT Deep	
J5324-TT	Socket, 1/2" DR 3/4" 12 PT Deep	
J5326-TT	Socket, 1/2" DR 13/16" 12 PT Deep	
J5328-TT	Socket, 1/2" DR 7/8" 12 PT Deep	
J5330-TT	Socket, 1/2" DR 15/16" 12 PT Deep	
J5332-TT	Socket, 1/2" DR 1" 12 PT Deep	
J5334-TT	Socket, 1/2" DR 1-1/16" 12 PT Deep	
J5336-TT	Socket, 1/2" DR 1-1/8" 12 PT Deep	
J5338-TT	Socket, 1/2" DR 1-3/16" 12 PT Deep	
J5340-TT	Socket, 1/2" DR 1-1/4" 12 PT Deep	
J5342-TT	Socket, 1/2" DR 1-5/16" 12 PT Deep	
J5344-TT	Socket, 1/2" DR 1-3/8" 12 PT Deep	
J5346-TT	Socket, 1/2" DR 1-7/16" 12 PT Deep	
J5348-TT	Socket, 1/2" DR 1-1/2" 12 PT Deep	
J2587	Socket, Bar 17"	
J2592	Socket, Clip 1/2" DR	

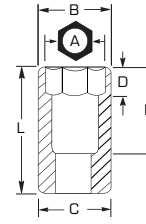
Weight (lbs): 14.00

AS954E S3.8.1 ASME B107.1



1/2" DRIVE SOCKETS - 12 POINT

► Proto® 12 Point Sockets are ideal for use on stubborn or damaged fasteners, as well as on fasteners made from soft materials.



1/2" DRIVE TETHER-READY SOCKETS

12	INCH	Nut End	Drive End	Nut	Bolt Clearance	Overall	Weight
	(A)	Outside Dia. (in) (B)	Outside Dia. (in) (C)	Depth (in) (D)	Depth (in) (E)	Length (in) (L)	(lbs)
J5412-TT	3/8	9/16	55/64	23/64	7/8	1-31/64	0.11
J5414-TT	7/16	43/64	55/64	23/64	7/8	1-31/64	0.11
J5416-TT	1/2	47/64	55/64	23/64	7/8	1-31/64	0.11
J5418-TT	9/16	13/16	55/64	23/64	51/64	1-1/2	0.13
J5420-TT	5/8	7/8	7/8	9/16	21/32	1-1/2	0.14
J5422-TT	11/16	61/64	61/64	9/16	21/32	1-1/2	0.15
J5424-TT	3/4	1-1/32	1-1/64	11/16	21/32	1-1/2	0.15
J5426-TT	13/16	1-3/32	1-5/64	11/16	21/32	1-1/2	0.23
J5428-TT	7/8	1-11/64	1-3/16	11/16	45/64	1-9/16	0.26
J5430-TT	15/16	1-1/4	1-1/4	13/16	45/64	1-9/16	0.33
J5432-TT	1	1-21/64	1-5/16	27/32	45/64	1-9/16	0.38
J5434-TT	1-1/16	1-13/32	1-25/64	13/16	25/32	1-5/8	0.42
J5436-TT	1-1/8	1-31/64	1-31/64	15/16	29/32	1-3/4	0.47
J5438-TT	1-3/16	1-9/16	1-17/32	59/64	29/32	1-3/4	0.59
J5440-TT	1-1/4	1-39/64	1-37/64	1	7/8	1-3/4	0.66
J5442-TT	1-5/16	1-21/32	1-41/64	27/32	1-19/64	1-55/64	0.69
J5444-TT	1-3/8	1-25/32	1-5/8	25/32	1-19/64	2	0.79
J5446-TT	1-7/16	1-59/64	1-5/8	27/32	1-19/64	2-1/8	0.98
J5448-TT	1-1/2	1-63/64	1-5/8	27/32	1-19/64	2-1/4	1.12

AS954E S3.8.1 ASME B107.1

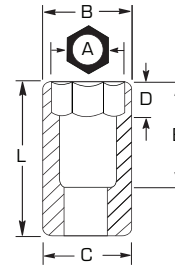
12	MM	Nut End	Drive End	Nut	Bolt Clearance	Overall	Weight
	(A)	Outside Dia. (in) (B)	Outside Dia. (in) (C)	Depth (in) (D)	Depth (in) (E)	Length (in) (L)	(lbs)
J5410M-TT	10	39/64	55/64	23/64	55/64	1-31/64	0.11
J5411M-TT	11	45/64	55/64	23/64	55/64	1-31/64	0.11
J5412M-TT	12	47/64	55/64	23/64	55/64	1-31/64	0.11
J5413M-TT	13	3/4	55/64	23/64	55/64	1-31/64	0.12
J5414M-TT	14	13/16	55/64	23/64	7/8	1-1/2	0.13
J5415M-TT	15	55/64	55/64	37/64	7/8	1-1/2	0.13
J5416M-TT	16	7/8	7/8	37/64	7/8	1-1/2	0.13
J5417M-TT	17	61/64	61/64	37/64	7/8	1-1/2	0.14
J5418M-TT	18	61/64	61/64	37/64	7/8	1-1/2	0.17
J5419M-TT	19	1-1/32	1-1/32	11/16	27/32	1-1/2	0.19
J5420M-TT	20	1-3/32	1-3/32	11/16	27/32	1-1/2	0.22
J5421M-TT	21	1-3/32	1-3/32	11/16	27/32	1-1/2	0.24
J5422M-TT	22	1-11/64	1-11/64	11/16	27/32	1-17/32	0.26
J5423M-TT	23	1-13/64	1-13/64	25/32	59/64	1-17/32	0.27
J5424M-TT	24	1-1/4	1-1/4	53/64	59/64	1-17/32	0.28
J5425M-TT	25	1-9/32	1-9/32	53/64	59/64	1-17/32	0.30
J5426M-TT	26	1-21/64	1-21/64	55/64	63/64	1-39/64	0.33
J5427M-TT	27	1-13/32	1-13/32	15/16	1-3/64	1-43/64	0.39
J5428M-TT	28	1-31/64	1-31/64	63/64	1-5/32	1-25/32	0.48
J5429M-TT	29	1-31/64	1-31/64	63/64	1-5/32	1-25/32	0.62
J5430M-TT	30	1-9/16	1-17/32	63/64	1-5/32	1-25/32	0.63
J5431M-TT	31	1-39/64	1-39/64	1-1/16	1-5/32	1-25/32	0.63
J5432M-TT	32	1-39/64	1-39/64	1-1/8	1-7/32	1-27/32	0.63
J5436M-TT	36	1-31/32	1-31/32	1-3/8	1-39/64	2-15/64	1.04

AS954E S3.8.1 ASME B107.5M

6 POINT
 12 POINT
 SPL SPLINE
 HEX
 FULL POLISH
 SATIN
 BLACK OXIDE
 BLACK CHROME

1/2" DRIVE DEEP SOCKETS - 12 POINT

- Proto® 12 Point Sockets are ideal for use on stubborn or damaged fasteners, as well as on fasteners made from soft materials.



12	INCH (A)	Nut End Outside Dia. (in) (B)	Drive End Outside Dia. (in) (C)	Nut Depth (in) (D)	Bolt Clearance Depth (in) (E)	Overall Length (in) (L)	Weight (lbs)
J5312-TT	3/8	9/16	7/8	1/4	2-39/64	3-1/4	0.28
J5314-TT	7/16	9/16	7/8	23/64	2-39/64	3-1/4	0.28
J5316-TT	1/2	47/64	55/64	25/32	2-39/64	3-1/4	0.29
J5318-TT	9/16	13/16	27/32	15/16	2-39/64	3-1/4	0.29
J5320-TT	5/8	7/8	7/8	1-7/32	2-39/64	3-1/4	0.30
J5322-TT	11/16	31/32	31/32	1-7/32	2-39/64	3-1/4	0.42
J5324-TT	3/4	1-3/64	1-3/64	1-7/32	2-39/64	3-1/4	0.42
J5326-TT	13/16	1-3/32	1-3/32	1-7/32	2-39/64	3-1/4	0.52
J5328-TT	7/8	1-11/64	1-11/64	1-7/32	2-39/64	3-1/4	0.58
J5330-TT	15/16	1-1/4	1-1/4	1-7/32	2-39/64	3-1/4	0.67
J5332-TT	1	1-21/64	1-21/64	1-7/32	2-29/64	3-1/4	0.67
J5334-TT	1-1/16	1-13/32	1-13/32	1-9/32	2-29/64	3-1/4	0.75
J5336-TT	1-1/8	1-1/2	1-1/2	1-5/32	2-29/64	3-1/4	0.83
J5340-TT	1-1/4	1-9/16	1-9/16	1-13/32	2-29/64	3-1/4	1.06
J5338-TT	1-3/16	1-35/64	1-35/64	1-7/64	2-1/4	3-1/4	0.83
J5342-TT	1-5/16	1-7/8	1-5/8	27/32	2-1/4	3-1/2	1.06
J5344-TT	1-3/8	1-7/8	1-5/8	61/64	2-1/4	3-1/2	1.23
J5346-TT	1-7/16	2-1/16	1-5/8	61/64	2-1/4	3-1/2	1.27
J5348-TT	1-1/2	2-1/16	1-5/8	1	2-1/4	3-1/2	1.58

AS954E S3.8.1 ASME B107.1

12	MM (A)	Nut End Outside Dia. (in) (B)	Drive End Outside Dia. (in) (C)	Nut Depth (in) (D)	Bolt Clearance Depth (in) (E)	Overall Length (in) (L)	Weight (lbs)
J5310M-TT	10	39/64	55/64	19/32	2-3/32	3-1/4	0.25
J5311M-TT	11	45/64	55/64	5/8	2-3/32	3-1/4	0.25
J5312M-TT	12	47/64	55/64	43/64	2-3/32	3-1/4	0.26
J5313M-TT	13	3/4	55/64	43/64	2-3/32	3-1/4	0.26
J5314M-TT	14	27/32	27/32	15/16	2-3/32	3-1/4	0.30
J5315M-TT	15	55/64	55/64	1-1/16	2-3/32	3-1/4	0.32
J5316M-TT	16	55/64	55/64	1-3/16	2-3/32	3-1/4	0.32
J5317M-TT	17	61/64	61/64	1-3/16	2-3/32	3-1/4	0.33
J5318M-TT	18	63/64	63/64	1-3/16	2-3/32	3-1/4	0.33
J5319M-TT	19	1-3/64	1-3/64	1-3/16	2-3/32	3-1/4	0.37
J5320M-TT	20	1-3/32	1-3/32	1-3/16	2-3/32	3-1/4	0.46
J5321M-TT	21	1-3/32	1-3/32	1-3/16	2-3/32	3-1/4	0.51
J5322M-TT	22	1-11/64	1-11/64	1-3/16	2-3/32	3-1/4	0.51
J5323M-TT	23	1-13/64	1-13/64	1-3/16	2-3/32	3-1/4	0.51
J5324M-TT	24	1-1/4	1-1/4	1-3/16	2-3/32	3-1/4	0.51
J5325M-TT	25	1-5/16	1-5/16	1-3/16	2-3/32	3-1/4	0.62
J5326M-TT	26	1-21/64	1-21/64	1-3/16	2-3/32	3-1/4	0.63
J5327M-TT	27	1-1/64	1-1/64	1-7/64	2-3/32	3-1/4	0.65
J5328M-TT	28	1-3/32	1-31/64	1-7/64	2-3/32	3-1/4	0.68
J5329M-TT	29	1-31/64	1-31/64	1-7/64	2-3/32	3-1/4	0.68
J5330M-TT	30	1-9/16	1-9/16	1-7/64	2-5/8	3-1/4	0.70
J5331M-TT	31	1-39/64	1-39/64	1-7/64	2-5/8	3-1/4	0.73
J5332M-TT	32	1-39/64	1-39/64	1-7/64	2-5/8	3-1/4	0.73

ASME B107.110-2012



1/2" DRIVE HEX BIT SOCKETS

- › Manufactured with four detent holes so that the pin detent will engage correctly regardless of the direction the socket is placed on the square drive.
- › The positive control system requires a separate tool to attach or remove the socket, meaning it cannot be removed without specific intent.
- › Chrome finish is applied after the holes are bored for better corrosion resistance.
- › Made using a heat treated alloy for wear-resistance which helps minimize distortion for a long life.
- › Hex opening holds the bit allowing the bit holder to take the torque load.



HEX	INCH	Bit Length (in)	Overall Length (in)	Weight (lbs)
J54411/4-TT	1/4	1-3/4	3-1/4	0.19
J54415/16-TT	5/16	1-3/4	3-1/4	0.22
J54413/8-TT	3/8	1-3/4	3-1/4	0.25
J54417/16-TT	7/16	1-3/4	3-1/4	0.28
J54411/2-TT	1/2	1-7/8	3-5/8	0.46
J54419/16-TT	9/16	1-7/8	3-5/8	0.50
J54415/8-TT	5/8	2	4	0.85



HEX	MM	Bit Length (in)	Overall Length (in)	Weight (lbs)
J5441-6M-TT	6	1-3/4	3-1/4	0.20
J5441-8M-TT	8	1-3/4	3-1/4	0.22
J5441-10M-TT	10	1-3/4	3-1/4	0.26
J5441-12M-TT	12	1-3/4	3-1/4	0.29
J5441-13M-TT	13	1-7/8	3-41/64	0.46
J5441-14M-TT	14	1-7/8	3-41/64	0.50
J5441-15M-TT	15	1-7/8	3-41/64	0.50
J5441-17M-TT	17	2	4	0.87
J5441-18M-TT	18	2	4	0.90
J5441-19M-TT	19	2	4	0.94



EXTENSIONS

- › Made from alloy steel.
- › Heat treated for strength and durability.

Product #	Drive Size (in)	Overall Length (in)	Weight (lbs)
J5260-TT	3/8	3	0.16
J5262-TT	3/8	12	0.61
J5460-TT	1/2	2-1/2	0.24
J5461-TT	1/2	5	0.44
J5463-TT	1/2	10	0.89

ASME B107.10M



ADAPTERS



Product #	Input Drive (in)	Output Drive (in)	Overall Length (in)	Weight (lbs)
J5253-TT	3/8	1/2	1-7/16	0.11
J5254-TT	1/2	3/8	1-3/8	0.13

ASME B107.10M

UNIVERSAL JOINTS



Product #	Input Drive (in)	Output Drive (in)	Overall Length (in)	Weight (lbs)
J5270A-TT	3/8	1/2	1-7/16	0.11
J5470A-TT	1/2	3/8	1-3/8	0.13

ASME B107.10M

6 POINT
 12 POINT
 SPLINE
 HEX
 FULL POLISH
 SATIN
 BLACK OXIDE
 BLACK CHROME

1/2" DRIVE SCAFFOLDING RATCHET

- › The scaffold ratchet is designed for working with scaffolding and other construction applications.
- › Socket retained with through hole and pin for safety.
- › Hammer tip reduces vibration and protects fasteners against distortion.
- › Hole in ratchet handle to be used with tether strap.



Product #	Drive Size (in)	Finish	Style	Overall Length (in)	Weight (lbs)
J5449SC	1/2	Full Polish	Scaffolding	10	2.01



3/8" & 1/2" DRIVE PREMIUM PEAR HEAD RATCHETS

- › Small pear head design for access in tight, hard to reach work areas.
- › 45-Tooth gear provides balance between 8° articulation angle and high torque carrying capacity.
- › Sealed design helps prevent debris from entering the ratchet mechanism reducing wear. Also, helps to keep lubrication contained within the components. Patent pending design.
- › Low profile reversing lever design for quick, one-hand operation.
- › Contoured, ergonomically-designed handle for comfort. Knurled bands allow for increased grip and slip resistance.
- › Double nickel chrome plated for enhanced corrosion protection or black oxide finish.
- › Field repairable.
- › Locking pin detent to retain socket during use.



Lanyard ready through-hole built directly into the handle.

Product #	Drive Size (in)	Finish	Overall Length (in)	Weight (lbs)	Repair Kit
J5249XL-TT	3/8	Full Polish	8-1/2	0.86	J5249XLRK-TT
J5250XL-TT	3/8	Full Polish	11	1.03	J5249XLRK-TT
J5449XL-TT	1/2	Full Polish	10-1/2	1.72	J5449XLRK-TT
J5450XL-TT	1/2	Full Polish	15	2.18	J5449XLRK-TT

ASME B107.500





RATCHETING HEAD MICROMETER TORQUE WRENCHES

MEETS ASME STANDARD

- › Calibrated to +/- 4% clockwise direction and +/- 6% counter clockwise direction at 20% to 100% of full scale.
- › Calibration is accomplished by manually loading the torque wrenches.
- › Manufactured to meet standard industrial torque applications, general industry, heavy equipment, and maintenance.
- › Locking pin Detent to retain Socket during use.



TETHER-READY TORQUE WRENCHES

FT-LBS

Product #	Drive Size (in)	Torque Range (ft-lbs)	Increments (ft-lbs)	Head Width (in)	Head Depth (in)	Overall Length (in)	Weight (lbs)	Storage Case	Repair Kit
J6012C-TT	3/8	20-100	0.5	1-7/16	1-1/64	17	3.30	J6006PBF	J6006RK-TT
J6014C-TT	1/2	50-250	1	1-7/8	1-13/32	27-1/8	5.90	J6014PBF	J6014RK-TT

NOTE: For use with Elastic Bungee or Web Lanyard only.

ASME B107.14M

NM

Product #	Drive Size (in)	Torque Range (Nm)	Increments (Nm)	Head Width (in)	Head Depth (in)	Overall Length (in)	Weight (lbs)	Storage Case	Repair Kit
J6006NMC-TT	3/8	16-80	0.5	1-7/16	1-1/64	15-1/2	3.00	J6006PBF	J6006RK-TT
J6016NMC-TT	1/2	40-200	1	1-7/8	1-13/32	21-1/2	5.00	J6014PBF	J6014RK-TT

NOTE: For use with Elastic Bungee or Web Lanyard only.

ASME B107.14M

WRENCHES

Proto® Tethered Wrenches are specifically assembled with the correct Heat Shrink Loop, as appropriate, selected from seven different sizes, and fitted for the weight and diameter of the tool. Some wrenches (adjustable and pipe) don't require the heat shrink. The durable, light loop does not interfere with the function of the tool.





15 PIECE COMBINATION ASD WRENCH SET - 12 POINT



Product #: J1200FASD-TT

- › Satin finish provides corrosion resistance and a slip-resistant grip.
- › 12 Point box end allows for fine indexing, helping to improve speed and access. Fits 4, 6, and 12 Point fasteners.
- › Anti-Slip Design (ASD) open end. Fractional sizes 11/32" and smaller do not have the ASD feature.
- › Box ends incorporate the TorquePlus™ system.



12	INCH	Point Count	Overall Length (in)
J1210A-TT	5/16	12	5-3/8
J1212ASD-TT	3/8	12	6
J1214ASD-TT	7/16	12	7
J1216ASD-TT	1/2	12	8
J1218ASD-TT	9/16	12	8-7/8
J1220ASD-TT	5/8	12	9-1/2
J1222ASD-TT	11/16	12	10-1/4
J1224ASD-TT	3/4	12	11
J1226ASD-TT	13/16	12	11-7/8
J1228ASD-TT	7/8	12	12-1/2
J1230ASD-TT	15/16	12	13-1/4
J1232ASD-TT	1	12	14
J1234ASD-TT	1-1/16	12	15-1/4
J1236ASD-TT	1-1/8	12	15-7/8
J1240ASD-TT	1-1/4	12	16-7/8
J25TR34C	Tool Roll		

Weight (lbs): 9.75

ASME B107.100

15 PIECE METRIC COMBINATION ASD WRENCH SET - 12 POINT



Product #: J1200P-MASD-TT

- › Satin finish provides corrosion resistance and a slip-resistant grip.
- › 12 Point box end allows for fine indexing, helping to improve speed and access. Fits 4, 6, and 12 Point fasteners.
- › Anti-Slip Design (ASD) open end. Metric sizes 9 mm and smaller do not have ASD feature.
- › Box ends incorporate the TorquePlus™ system.



12	MM	Point Count	Overall Length (in)
J1207MA-TT	7	12	5-5/32
J1208MA-TT	8	12	5-13/32
J1210MASD-TT	10	12	5-29/32
J1212MASD-TT	12	12	7-45/64
J1214MASD-TT	14	12	8-13/16
J1216MASD-TT	16	12	9-35/64
J1218MASD-TT	18	12	10-11/16
J1220MASD-TT	20	12	11-27/64
J1222MASD-TT	22	12	12-17/32
J1224MASD-TT	24	12	13-5/16
J1226MASD-TT	26	12	14-41/64
J1228MASD-TT	28	12	15-35/64
J1229MASD-TT	29	12	15-55/64
J1230MASD-TT	30	12	15-55/64
J1232MASD-TT	32	12	16-59/64
J25TR41C	Tool Roll		

Weight (lbs): 4.25

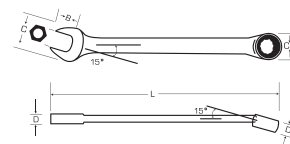
ASME B107.100

TETHER-READY COMBINATION WRENCH SETS

SATIN COMBINATION WRENCHES - 12 POINT



- ▶ Satin finish provides corrosion resistance and a slip-resistant grip.
- ▶ 12 Point box end allows for fine indexing, helping to improve speed and access. Fits 4, 6, and 12 Point fasteners.
- ▶ Anti-Slip Design (ASD) open end.
- ▶ Fractional sizes 11/32" and smaller and sizes 1-5/16" and larger do not have the ASD feature.
- ▶ Box ends incorporate the TorquePlus™ system.



12	INCH	Throat Depth (in) (B)	Outside Head Width (in) (C)	Head Thickness (in) (D)	Outside Head Width (in) (C1)	Head Thickness (in) (D1)	Overall Length (in)	Weight (lbs)
J1210A-TT	5/16	3/8	45/64	3/16	33/64	17/64	5-3/8	0.08
J1212ASD-TT	3/8	13/32	13/16	3/16	39/64	5/16	6	0.11
J1214ASD-TT	7/16	17/32	15/16	15/64	43/64	21/64	7	0.14
J1216ASD-TT	1/2	39/64	1-5/16	1/4	49/64	11/32	8	0.18
J1218ASD-TT	9/16	11/16	1-3/16	9/32	3/4	23/64	8-7/8	0.21
J1220ASD-TT	5/8	3/4	1-21/64	19/64	15/16	13/32	9-1/2	0.29
J1222ASD-TT	11/16	13/16	1-29/64	5/16	1-1/64	7/16	10-1/4	0.35
J1224ASD-TT	3/4	57/64	1-37/64	11/32	1-3/32	15/32	11	0.41
J1226ASD-TT	13/16	31/32	1-11/16	23/64	1-11/64	1/2	11-7/8	0.54
J1228ASD-TT	7/8	1-1/16	1-13/16	3/8	1-1/4	33/64	12-1/2	0.65
J1230ASD-TT	15/16	1-1/8	1-29/32	13/32	1-27/64	37/64	13-1/4	0.74
J1232ASD-TT	1	1-13/64	2-1/64	13/32	1-13/32	37/64	14	0.95
J1234ASD-TT	1-1/16	1-9/32	2-9/64	29/64	1-31/64	39/64	15-1/4	1.13
J1236ASD-TT	1-1/8	1-23/64	2-17/64	15/32	1-21/32	41/64	15-7/8	1.38
J1240ASD-TT	1-1/4	1/2	2-33/64	33/64	1-3/4	45/64	16-7/8	1.89

AS 954 ASME B107.100

SATIN METRIC COMBINATION WRENCHES - 12 POINT



- ▶ Satin finish provides corrosion resistance and a slip-resistant grip.
- ▶ 12 Point box end allows for fine indexing, helping to improve speed and access. Fits 4, 6, and 12 Point fasteners.
- ▶ Anti-Slip Design (ASD) open end.
- ▶ Metric sizes 9 mm and smaller and sizes 36 mm and larger do not have the ASD feature.
- ▶ Box ends incorporate the TorquePlus™ system.



12	MM	Throat Depth (in) (B)	Outside Head Width (in) (C)	Head Thickness (in) (D)	Outside Head Width (in) (C1)	Head Thickness (in) (D1)	Overall Length (in)	Weight (lbs)
J1207MA-TT	7	5/16	19/32	11/64	13/32	15/64	5-5/32	0.06
J1208MA-TT	8	25/64	11/16	3/16	1/2	17/64	5-13/32	0.07
J1210MASD-TT	10	31/64	7/8	7/32	21/32	5/16	5-29/32	0.11
J1212MASD-TT	12	9/16	1	1/4	47/64	11/32	7-45/64	0.18
J1214MASD-TT	14	11/16	1-3/16	9/32	55/64	23/64	8-13/16	0.29
J1216MASD-TT	16	3/4	1-21/64	5/16	15/16	13/32	9-35/64	0.26
J1218MASD-TT	18	55/64	1-33/64	11/32	1-1/16	29/64	10-11/16	0.41
J1220MASD-TT	20	63/64	1-11/16	23/64	1-3/16	31/64	11-27/64	0.55
J1222MASD-TT	22	1-3/64	1-25/32	3/8	1-17/64	1/2	12-17/32	0.62
J1224MASD-TT	24	1-1/8	1-57/64	13/32	1-11/32	35/64	13-5/16	0.77
J1226MASD-TT	26	1-13/64	2-1/64	27/64	1-27/64	19/32	14-41/64	0.97
J1228MASD-TT	28	1-23/64	2-17/64	15/32	1-21/32	41/64	15-35/64	1.37
J1229MASD-TT	29	1-23/64	2-17/64	15/32	1-21/32	41/64	15-55/64	1.39
J1230MASD-TT	30	1-23/64	2-17/64	15/32	1-21/32	41/64	15-55/64	1.41
J1232MASD-TT	32	1-1/2	2-33/64	33/64	1-49/64	45/64	16-59/64	1.82

ASME B107.100



7 PIECE DOUBLE BOX WRENCH SET - 12 POINT

Product #: J1100R-TT

- › Full polish finish provides corrosion resistance and easy to clean surfaces.
- › 12 Point box end allows for fine indexing, helping to improve speed and access. Fits 4, 6, and 12 Point fasteners.
- › Box ends incorporate the TorquePlus™ system.



12

INCH

J1170-TT	5/16 x 3/8
J1171-TT	7/16 x 1/2
J1172-TT	9/16 x 5/8
J1173-TT	11/16 x 3/4
J1174-TT	13/16 x 7/8
J1175-TT	15/16 x 1
J1176-TT	1-1/16 x 1-1/8

Individual components available for purchase.



11 PIECE DOUBLE BOX METRIC WRENCH SET - 12 POINT

Product #: J1100S-M-TT

- › Full polish finish provides corrosion resistance and easy to clean surfaces.
- › 12 Point box end allows for fine indexing, helping to improve speed and access. Fits 4, 6, and 12 Point fasteners.
- › Offset box end allows access to recessed fasteners and keeps hands clear of obstructions.
- › Box ends incorporate the TorquePlus™ system.



12

MM

J1050M-TT	6 x 7
J1051M-TT	8 x 9
J1053M-TT	10 x 11
J1057M-TT	12 x 13
J1061M-TT	14 x 15
J1064M-TT	16 x 18
J1065M-TT	17 x 19
J1072M-TT	21 x 24
J1073M-TT	22 x 24
J1077M-TT	27 x 30
J1079M-TT	30 x 32

Individual components available for purchase.



3 PIECE FLARE NUT WRENCH SET - 6 POINT

Product #: J3760-TT

- › Satin finish provides corrosion resistance and a slip-resistant grip.
- › Flare nut box ends incorporate the TorquePlus™ system.



6

INCH

J3764-TT	3/8 x 7/16
J3768-TT	1/2 x 9/16
J3772-TT	5/8 x 11/16

Individual components available for purchase.



5 PIECE FLARE NUT METRIC WRENCH SET - 6 POINT

Product #: J3700M-TT

- › Satin finish provides corrosion resistance and a slip-resistant grip.
- › Flare nut box ends incorporate the TorquePlus™ system.



6

MM

J3707M-TT	7 x 8
J3709M-TT	9 x 11
J3710M-TT	10 x 12
J3713M-TT	13 x 14
J3715M-TT	15 x 17

Individual components available for purchase.



BLACK CHROME REVERSIBLE COMBINATION RATCHETING WRENCH SETS - SPLINE

- › Black chrome finish is corrosion-resistant and visually distinctive.
- › Spline wrenches can be used on fractional 4, 6, or 12 Point, spline fasteners and Torx® fasteners.
- › Anti-Slip Design (ASD) open end.

9 PIECE BLACK CHROME REVERSIBLE COMBINATION RATCHETING WRENCH SET - SPLINE

Product #: **JSCV-9S-TT**

- › The chrome-vanadium switch lever allows for easy changes in turning direction which helps improve speed.
- › 15° Angled offset box end helps keep shank clear of obstructions.



INCH

JSCV09-TT	9/32
JSCV10-TT	5/16
JSCV12-TT	3/8
JSCV14-TT	7/16
JSCV16-TT	1/2
JSCV18-TT	9/16
JSCV20-TT	5/8
JSCV22-TT	11/16
JSCV24-TT	3/4

Individual components available for purchase.

13 PIECE BLACK CHROME REVERSIBLE COMBINATION RATCHETING WRENCH SET - SPLINE

Product #: **JSCVM-13S-TT**

- › The chrome-vanadium switch lever allows for easy changes in turning direction which helps improve speed.
- › 15° Angled offset box end helps keep shank clear of obstructions.
- › Chrome-vanadium box ends and switch levers provide high strength and durability.
- › Box end is countersunk for easy application to the fastener.
- › Spline design was created for use with specialty spline bolts which are used when weight and size of bolt heads must be minimized.
- › Spline design enables the wrench to contact conventional fasteners away from the corners, which help apply force over a large area helping to reduce risk of fastener rounding.
- › Spline design also helps prevent rounding of corners and other fastener damage that could lead to Foreign Object Damage (FOD).
- › The high contact surface area which is away from fastener points enables turning of highly rounded fasteners.



MM

JSCVM07-TT	7
JSCVM08-TT	8
JSCVM09-TT	9
JSCVM10-TT	10
JSCVM11-TT	11
JSCVM12-TT	12
JSCVM13-TT	13
JSCVM14-TT	14
JSCVM15-TT	15
JSCVM16-TT	16
JSCVM17-TT	17
JSCVM18-TT	18
JSCVM19-TT	19

Individual components available for purchase.

Torx® is a trademark of Acument Intellectual Properties, LLC



9 PIECE BLACK CHROME NON-REVERSIBLE COMBINATION RATCHETING WRENCH SET - SPLINE

Product #: JSCR-9S-TT

- › Non-reversing ratcheting wrenches can be flipped over to turn the fastener in the opposite direction.
- › Ratcheting spline box end is countersunk for easy application to the fastener.
- › Spline design was created for use with specialty spline bolts which are used when weight and size of bolt heads must be minimized.
- › Spline design enables the wrench to contact conventional fasteners away from the corners, which help apply force over a large area helping to reduce risk of fastener rounding.
- › Spline design also helps prevent rounding of corners and other fastener damage that could lead to Foreign Object Damage (FOD).
- › The high contact surface area which is away from fastener points enables turning of highly rounded fasteners.



10 PIECE BLACK CHROME METRIC NON-REVERSIBLE COMBINATION RATCHETING WRENCH SET - SPLINE

Product #: JSCRM-10S-TT

- › The chrome-vanadium switch lever allows for easy changes in turning direction which helps improve speed.
- › Chrome-vanadium box ends and switch levers provide high strength and durability.
- › Box end is countersunk for easy application to the fastener.
- › Spline design was created for use with specialty spline bolts which are used when weight and size of bolt heads must be minimized.
- › Spline design enables the wrench to contact conventional fasteners away from the corners, which help apply force over a large area helping to reduce risk of fastener rounding.
- › Spline design also helps prevent rounding of corners and other fastener damage that could lead to Foreign Object Damage (FOD).
- › The high contact surface area which is away from fastener points enables turning of highly rounded fasteners.



INCH

JSCR08-TT	1/4
JSCR10-TT	5/16
JSCR12-TT	3/8
JSCR14-TT	7/16
JSCR16-TT	1/2
JSCR18-TT	9/16
JSCR20-TT	5/8
JSCR22-TT	11/16
JSCR24-TT	3/4

Individual components available for purchase.



MM

JSCRM10-TT	10
JSCRM11-TT	11
JSCRM12-TT	12
JSCRM13-TT	13
JSCRM14-TT	14
JSCRM15-TT	15
JSCRM16-TT	16
JSCRM17-TT	17
JSCRM18-TT	18
JSCRM19-TT	19

Individual components available for purchase.


5 PIECE DOUBLE BOX RATCHETING WRENCH SET - 6 & 12 POINT

Product #: **J1190A-TT**

- › Full polish finish provides corrosion resistance and easy to clean surfaces.
- › Shorter length for access to confined workspaces.
- › The wrench self-aligns with the fastener.
- › 12 Point box end allows for fine indexing.
- › Fits 4, 6, and 12 Point fasteners.



6 12	INCH	Point
J1191T-A-TT	1/4 x 5/16	6
J1192T-A-TT	3/8 x 7/16	6
J1193T-A-TT	1/2 x 9/16	6
J1194-A-TT	5/8 x 11/16	12
J1195-A-TT	3/4 x 7/8	12

Individual components available for purchase. 

5 PIECE DOUBLE BOX RATCHETING OFFSET WRENCH SET - 6 & 12 POINT

Product #: **J1180A-TT**

- › 25° Offset box end helps keep shank clear of obstructions.
- › Shorter length for access to confined workspaces.
- › Reversing switch lever allows for easy changes in turning direction which helps improve speed.
- › Full polish finish on handle provides corrosion resistance and easy to clean surfaces.
- › 6 Point box end allows for large wrench to fastener contact area which helps prevent rounding of the fastener.
- › 12 Point box end allows for fine indexing, helping to improve speed and access.

6 12	INCH	Point
J1181-A-TT	1/4 x 5/16	6
J1182-A-TT	3/8 x 7/16	6
J1183-A-TT	1/2 x 9/16	6
J1184-A-TT	5/8 x 11/16	12
J1185-A-TT	3/4 x 7/8	12

Individual components available for purchase. 

5 PIECE DOUBLE BOX RATCHETING METRIC WRENCH SET - 6 & 12 POINT

Product #: **J1190MA-TT**

- › Full polish finish provides corrosion resistance and easy to clean surfaces.
- › Shorter length for access to confined workspaces.
- › The wrench self-aligns with the fastener.
- › 6 Point box end allows for a large wrench to fastener contact area which helps prevent fastener rounding.
- › 12 Point box end allows for fine indexing.
- › Fits 4, 6, and 12 Point fasteners.

6 12	MM	Point
J1191M-A-TT	7 x 8	6
J1192M-A-TT	9 x 10	6
J1193MA-A-TT	11 x 13	6
J1194MA-A-TT	12 x 14	6
J1195M-A-TT	15 x 17	12

Individual components available for purchase. 


7 PIECE DOUBLE BOX RATCHETING METRIC OFFSET WRENCH SET - 6 & 12 POINT

Product #: **J1180MA-TT**

- › Full polish finish provides corrosion resistance and easy to clean surfaces.
- › 12 Point box end allows for fine indexing, helping to improve speed and access. Fits 4, 6, and 12 Point fasteners.
- › 6 Point box end allows larger wrench to fastener contact area which helps prevent rounding of the fastener.
- › 25° Offset box end helps keep shank clear of obstructions.
- › Reversing switch lever allows for easy changes in turning direction which helps improve speed.



6 12	MM	Point
J1181M-A-TT	7 x 8	6
J1182M-A-TT	9 x 10	6
J1183MA-A-TT	11 x 13	6
J1184MA-A-TT	12 x 14	6
J1185M-A-TT	15 x 17	12
J1186M-A-TT	16 x 18	12
J1187M-A-TT	19 x 21	12

Individual components available for purchase. 



3 PIECE CLIK-STOP® ADJUSTABLE WRENCH SET

Product #: J790-TT

- › Clik-Stop® locking design holds the moving jaw of an adjustable wrench in place when the wrench is in use.
- › Satin finish provides corrosion resistance and a slip-resistant grip.
- › Extra wide jaw capacity.
- › Square jaw opening provides strength and tight fit.
- › Included lanyards (JLAN15LBSSRP).



Contents	Max. Opening (in)	Overall Length (in)
J708L-TT	1-1/8	8
J710L-TT	1-5/16	10
J712L-TT	1-1/2	12
J25TR22C	Tool Roll	

Weight (lbs): 3.08 ASME B107.10 0

SATIN CLIK-STOP® ADJUSTABLE WRENCHES

- › Satin finish provides corrosion resistance and a slip-resistant grip.
- › Extra wide jaw capacity.
- › Square jaw opening provides strength and tight fit.
- › Clik-Stop® locking design holds the moving jaw of an adjustable wrench in place when the wrench is in use.
- › Included lanyard (JLAN15LBSSRP).



Product #	Max Opening (in)	Overall Length (in)	Weight (lbs)
J708L-TT	1-1/8	8	0.57
J710L-TT	1-5/16	10	0.95
J712L-TT	1-1/2	12	1.54
J715L-TT	1-11/16	15	3.13
J718L-TT	2-1/16	18	5.73

ASME B107.100

ALUMINUM PIPE WRENCHES

- › Light weight aluminum for less job fatigue.
- › Standard handle lengths with wide gripping surface for increased comfort and one-hand operation.
- › Forged steel jaw provides outstanding strength.
- › Large knurl and power threads provide fast, positive jaw adjustment.
- › Graduation markings on hook jaw show approximate opening for pipe sizes.
- › Riveted jaw pin for safety.
- › Hanging hole for storage.
- › Field repairable by removing the rivet pin located on the bottom side of the jaw.
- › Replacement parts available.
- › Included lanyard (JLAN15LBSSRP).



Product #	Max Opening (in)	Overall Length (in)	Weight (lbs)
J810A-TT	1-1/2	10	1.10
J812A-TT	2	12	1.72
J814A-TT	2	14	2.15
J824A-TT	4	24	5.65

NOTE: For use with Elastic Bungee or Web Lanyard only.



TETHER-READY ADJUSTABLE & PIPE WRENCHES

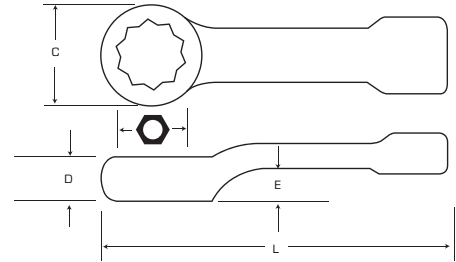


Each wrench is fitted with the correct weight-rated Proto® Heat Shrink Loop for the size of the wrench. The wrench is secure and remains strong because no holes are bored through the handle.



BLACK OXIDE HEAVY-DUTY OFFSET STRIKING WRENCHES - 12 POINT

- › Black oxide finish.
- › Large striking surface for surer blow contact and more efficient transmittal of force to fastener.
- › Short handle permits use in close quarters.
- › Box opening designed to remain on fastener when wrench is struck.
- › For use where extreme force is necessary to loosen or set large fasteners.
- › Heavy box walls provide greater torque transmission.
- › Offset handle clears obstructions.
- › Non-reflective black oxide finish for use where non-plated products are required.
- › 12 Point box end allows for fine indexing, helping improve speed and access.
- › Fits most 4, 6, and 12 Point fasteners.



TETHER-READY WRENCHES

12	INCH	MM	Outside Head Width (in) (C)	Head Thickness (in) (D)	Offset Height (in) (E)	Overall Length (in)	Weight (lbs)
J2617SW-TT	1-1/16	27	1-11/16	5/8	15/16	8-1/2	1.84
J2618SW-TT	1-1/8	—	1-11/16	5/8	15/16	11	1.79
J2619SW-TT	1-3/16	30	2-1/16	13/16	13/16	10-3/4	2.55
J2620SW-TT	1-1/4	—	1-7/8	13/16	13/16	10-3/4	2.58
J2621SW-TT	1-5/16	—	1-7/8	13/16	13/16	11-1/2	2.59
J2622SW-TT	1-3/8	35	2-25/64	1	1-1/2	12	3.40
J2623SW-TT	1-7/16	—	2-3/16	1	1-1/2	12	3.29
J2624SW-TT	1-1/2	38	2-3/16	1	1-1/2	12	3.35
J2625SW-TT	1-9/16	—	2-21/32	1-1/8	1-7/16	12-1/4	3.89
J2626SW-TT	1-5/8	—	2-13/32	1-1/8	1-1/2	12-1/4	4.00
J2627SW-TT	1-11/16	43	2-13/32	1-1/8	1-1/2	13-7/16	3.88
J2628SW-TT	1-3/4	—	2-19/32	1-3/16	1-9/16	13-7/16	3.90
J2629SW-TT	1-13/16	—	2-21/32	1-3/16	1-9/16	13-7/16	5.30
J2630SW-TT	1-7/8	—	2-27/32	1-1/4	1-21/32	13-7/16	5.24
J2631SW-TT	1-15/16	—	2-27/32	1-1/4	1-7/8	13-7/16	5.20
J2632SW-TT	2	51	2-27/32	1-1/4	1-21/32	13-7/16	5.16
J2633SW-TT	2-1/16	—	3-1/8	1-1/4	2	13-1/2	6.82
J2634SW-TT	2-1/8	54	3-1/8	1-1/2	2	13-7/8	6.71
J2635SW-TT	2-3/16	—	3-3/8	1-1/2	2	13-1/2	6.78
J2636SW-TT	2-1/4	57	3-3/8	1-1/2	2	13-1/2	6.30
J2637SW-TT	2-5/16	—	3-3/8	1-1/2	2	13-1/2	7.94
J2638SW-TT	2-3/8	—	3-3/8	1-1/2	2	13-1/2	7.86

NOTE: For use with Elastic Bungee or Web Lanyard only.



12	MM	Outside Head Width (in) (C)	Head Thickness (in) (D)	Offset Height (in) (E)	Overall Length (in)	Weight (lbs)
J2632SWM-TT	32	1-57/64	53/64	1-3/16	10-3/4	0.88
J2636SWM-TT	36	2-13/64	63/64	1-1/2	12-1/64	2.13
J2641SWM-TT	41	2-13/32	1-7/64	1-1/2	12-1/4	2.37
J2646SWM-TT	46	2-43/64	1-3/16	1-37/64	13-27/64	2.81
J2650SWM-TT	50	2-53/64	1-17/64	1-21/32	13-27/64	6.36
J2655SWM-TT	55	3-25/64	1-1/2	2-1/64	13-1/2	6.58
J2660SWM-TT	60	3-25/64	1-1/2	2-1/64	13-1/2	9.19
J2665SWM-TT	65	4-1/64	1-1/2	2-1/4	13-1/2	12.61
J2670SWM-TT	70	4-1/64	1-1/2	2-1/4	13-1/2	12.11
J2675SWM-TT	75	4-29/64	1-57/64	2-41/64	15-63/64	13.53
J2680SWM-TT	80	4-29/64	1-57/64	2-41/64	15-63/64	13.16

NOTE: For use with Elastic Bungee or Web Lanyard only.



6 6 POINT
12 12 POINT
SPL SPLINE
HEX HEX
FULL POLISH
SATIN
BLACK OXIDE
BLACK CHROME

STRIKING & STRUCK

Striking tools require strength and durability during impact. Proto® Tether Attachment Points will secure a striking tool without holes or welds that weaken or unbalance properly-made equipment.



The molded textured rubber grip provides a slip-resistance grip and increased control.

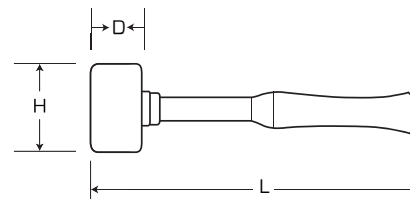
Patented Anti-Vibe® technology delivers greater vibration dampening effect than traditional one-piece steel hammers.

Proto® specifically positions the Heat Shrink Tether Loop to maximize the range of natural motion during tool use.



ANTI-VIBE® STEEL BALL PEIN HAMMERS

- › Well-balanced professional hammer with hardened drop-forged head bonded to strong, lightweight fiberglass handle.
- › Exclusive Rim-Tempered™ process minimizes chipping from off-center strikes.
- › Molded jacket over the fiberglass handle provides maximum overstrike protection.



Product #	Head Weight (oz)	Overall Length (in) (L)	Weight (lbs)
J1316AVP-TT	16	12-7/8	1.54
J1324AVP-TT	24	13-25/32	2.18
J1332AVP-TT	32	14-3/4	2.62

ASME B107.400

BRASS HAMMERS

- › Mar-resistant soft brass head helps absorb impact and helps reduce work damage.
- › Spark-resistant for safe use near combustible materials.
- › Fiberglass handle with ergonomic, non-slip grip.



PROP 65 WARNING: Handling the brass material on this product exposes you to lead, a chemical known to the State of California to cause cancer and birth defects or other reproductive harm. Wash hands after use.

Product #	Head Weight (lbs)	Face Diameter (in) (D)	Head Length (in) (H)	Overall Length (in) (L)	Weight (lbs)
J14326-TT	2.60	1-3/4	3-1/2	13-3/4	3.45
J14316-TT	3.80	2	3-5/8	14-3/4	4.38



DEAD BLOW COMPO-CAST® COMBO FACE HAMMERS

- › Top welded handle-to-head assembly adds extra durability and safety.
- › Hot urethane Uni-Cast construction outlasts all other soft face striking tools. Urethane composition provides shape-retaining faces even after repeated striking on hard surfaces and sharp edges.
- › Handle is reinforced with solid steel shaft for greater strength safety.
- › Top of head molded with a flat surface.
- › Dual head design (Standard Dead Blow and Slim-line heads).
- › Comfortable dual molded grip.



Top of head molded with flat surface.

Dual head design (standard dead blow and slim-line heads).

Double flange butt handle.



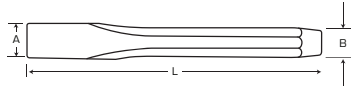
Product #	Head Weight (oz)	Face Diameter (in) (D)	Head Length (in) (H)	Overall Length (in) (L)	Weight (lbs)
J57-530-TT	15	1 x 1-1/4	3-47/64	10-13/32	0.90
J57-531-TT	21	1-1/4 x 1-35/64	4-17/32	11-21/32	1.40
J57-532-TT	28	1-11/32 x 1-45/64	5-9/64	13-1/4	1.80
J57-533-TT	48	1-45/64 x 2-3/32	5-51/64	14-1/4	2.95
J57-534-TT	56	1-61/64 x 2-13/32	6-13/64	15-61/64	3.70



5 PIECE COLD CHISEL SET

Product #: **J86CS2-TT**

- ▶ Made from S2 steel and specially heat-treated for greater strength and durability.
- ▶ Modified parabolic striking end to help reduce mushrooming and chipping.
- ▶ Hand ground cutting edge to the exact angle for cutting through tough metals.
- ▶ Black oxide finish to help prevent rust corrosion, extending tool life and performance.
- ▶ A polished identification panel on one of the flats is marked with the tool number and size in a black inlay.
- ▶ Set offers a wide range of sizes to handle a variety of jobs.
- ▶ Includes a pouch for convenient storage solution.



Contents	Description	Tip Width (in) (A)	Shank Width (in) (B)	Overall Length (in) (L)
J86A1/2S2-TT	5/8" Cold Chisel	5/8	1/2	6-3/4
J86A1/4S2-TT	5/16" Cold Chisel	5/16	1/4	5-1/8
J86A3/8S2-TT	7/16" Cold Chisel	7/16	3/8	5-9/16
J86A5/16S2-TT	3/8" Cold Chisel	3/8	5/16	5-9/16
J86A7/16S2-TT	1/2" Cold Chisel	1/2	7/16	6
J25TR15C	Pouch			

Weight (lbs): 1.17

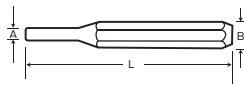
Individual components available for purchase.



7 PIECE PIN PUNCH SET

Product #: **J47A-TT**

- ▶ Made from S2 steel and specially heat-treated for greater strength and durability.
- ▶ Two-piece design allows the tip to be hard for durability while allowing it to be produced straight to help prevent binding.
- ▶ Modified parabolic striking end to help reduce mushrooming and chipping.
- ▶ Black oxide finish to help prevent rust corrosion, extending tool life and performance.
- ▶ A polished identification panel on one of the flats is marked with the tool number and size in a black inlay.
- ▶ Set offers a wide range of sizes to handle a variety of jobs.
- ▶ Includes a pouch for convenient storage solution.



Contents	Description	Tip Width (in) (A)	Shank Width (in) (B)	Overall Length (in) (L)
J471-4X1-16-TT	1/16" Punch Pin	1/16	1/4	4-3/8
J471-4X3-32-TT	3/32" Pin Punch	3/32	1/4	4-3/4
J475-16X1-8-TT	1/8" Pin Punch	1/8	5/16	5-3/16
J475-16X5-32TT	5/32" Pin Punch	5/32	5/16	5-9/16
J473-8X3-16-TT	3/16" Pin Punch	3/16	3/8	5-7/8
J477-16X7-32TT	7/32" Pin Punch	7/32	3/8	6-3/8
J471-2X1-4-TT	1/4" Pin Punch	1/4	3/8	6-3/4
J25TR31C	Pouch			

Weight (lbs): 1.15

Individual components available for purchase.

ASME B107.410






4 PIECE LARGE HANDLE PRY BAR SET

Product #: J2156S-TT

- › Impact-resistant, extruded Acetate handles are four-sided with broad but shallow flutes.
- › Resistant to most harsh chemicals (including hydraulic fluids used in the aerospace industry).
- › Four-sided handle design helps prevent "roll away" from the work surface and is comfortable and easy to hold.
- › High alloy steel shanks are heat-treated their entire length and black oxide treated for added strength and durability.
- › Made in USA.



Contents	Size (in)
J2140-TT	14
J2142-TT	18
J2146-TT	28
J2148-TT	32

Individual components available for purchase. 


4 PIECE PRY & ROLLING HEAD BARS SET

Product #: J2100-TT

- › Set includes rolling head and aligning bars.
- › Black oxide finish to help prevent rust corrosion; extending tool life and performance.



Contents	Size (in)	Type
J2120-TT	18	Aligning
J2124-TT	24	Aligning
J2126-TT	12	Rolling Head
J2130-TT	16	Rolling Head

Individual components available for purchase. 

TETHER-READY PRY BAR SETS AND HOLDER

PUNCH & CHISEL HOLDER

- › Holds punches and chisels up to one inch in diameter reducing the risk of injury.
- › Nylon insert absorbs shock.
- › Large four-sided handle.

Product #	Overall Length (in) (L)	Weight (lbs)
J2108-TT	8	0.60



TETHER-READY PLIERS

All Proto® Tethered Pliers integrate a Tether Attachment Point in the handle that sits in the heel of your hand. When the pliers open, the lanyard remains stationary in the hand and promotes a more natural use of the pliers.



XL SERIES PLIERS

- ▶ Exclusive Flush Fastener provides better access with increased user adjustability making it 30% narrower.
- ▶ Flush Fastener allows pliers to lay flat in the work place and prevents snagging on tool belts/pouches.
- ▶ Flush Fastener is a nut and bolt assembly and can easily be adjusted by the end user in the field.





XL SERIES TONGUE & GROOVE

- › Jaws are milled with deep self-gripping pipe wrench style teeth for maximum bite.
- › Accurately machined undercut tongue and groove points for precision movement and joint strength.



Product #	Description	Overall Length (in)	Jaw Thickness (in)	Jaw Width (in)	Jaw Length (in)	Weight (lbs)
J261SGXL-TT	Groove Joint Pliers w/Grip - 5"	5	15/64	3/4	31/32	0.15
J262SGXL-TT	Groove Joint Pliers w/Grip - 7"	7	3/8	1-19/64	1-43/64	0.5
J260SGXL-TT	Groove Joint Pliers w/Grip - 10"	10	27/64	1-19/32	2-3/32	0.94
J264SGXL-TT	Groove Joint Pliers w/Grip - 12"	12	33/64	2-1/2	2-45/64	1.95
J265SGXL-TT	Groove Joint Pliers w/Grip - 16"	16	33/64	3-3/32	3	2.6



XL SERIES COMBINATION SLIP-JOINT

- › Jaws are milled with deep, sharp, lobster claw design that give two gripping areas with each position.
- › Combination pliers have shear type cutters.
- › Non-gripped versions are complemented with deep, strong, drop-forged knurled impressions making it non-slip. The impressions can also be used to file off a burr when on the go!



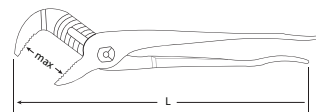
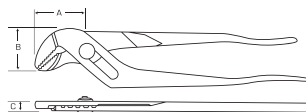
Product #	Description	Overall Length (in)	Jaw Thickness (in)	Jaw Width (in)	Jaw Length (in)	Weight (lbs)
J2766XL-TT	Slip-Joint Pliers w/Grip - 6"	6-1/2	13/32	1-1/4	1-27/32	0.5
J2766XL-TT	Slip-Joint Pliers w/Natural Finish - 6"	6-1/2	13/32	1-1/4	1-27/32	0.45
J2786XL-TT	Slip-Joint Pliers w/Grip - 8"	8	13/32	1-5/16	2-3/32	0.64
J278XL-TT	Slip-Joint Pliers w/Natural Finish - 8"	8	13/32	1-5/16	2-3/32	0.6
J2806XL-TT	Slip-Joint Pliers w/Grip - 10"	10	31/64	1-13/32	2-11/64	0.9
J2800XL-TT	Slip-Joint Pliers w/Natural Finish - 10"	10	31/64	1-13/32	2-11/64	0.9





SOFT JAW - CANNON PLUG PLIERS

- › Capacity of 3/4" to 2-1/2".
- › Four-position pivot design provides greater concentricity.
- › Replaceable urethane padded jaws protect work piece from marking or scratching.
- › Plastisol grips for added comfort.



Product #	Overall Length (in) (L)	Max. Opening (in)	Replacement Item	Weight (lbs)
J2536-TT	9-1/2	3/4 - 2-1/2	J2536GRK	0.54



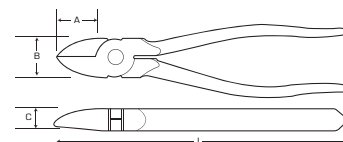


STRAIGHT JAW LOCKING PLIERS

- › Heavy-duty nose.
- › Reinforced precisely machined teeth.
- › Strong, tough tool.
- › Helps provide secure grip for extra tough jobs.
- › General purpose for various maintenance situations.
- › Locking nut to hold adjustment during repetitive jobs.



Product #	Overall Length (in) (L)	Jaw Length (in) (A)	Jaw Width (in) (B)	Weight (lbs)
J293XL-TT	9-1/4	1-19/32	5/8	1.39

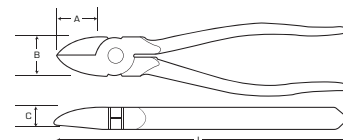


SAFETY WIRE TWISTER PLIERS - REVERSIBLE

- › Reversible safety wire pliers provide right and left twist capability often eliminating the need for a second plier.
- › Meets SAE Aerospace Standard AS 567 Twister Requirements.
- › Provides all of the features of standard Proto® Safety Wire Pliers.
- › J196 designed for wire sizes .020" - .041".
- › J197 designed for wire sizes .020" - .060".
- › J198 designed for wire sizes .020" - 0.60".




Product #	Overall Length (in) (L)	Weight (lbs)
J196-TT	8-3/4	0.64



WIRE STRIPPER - CRIMPER

- › Strips 10-22 AWG (American Wire Gauge).
- › Box style crimp.
- › Crimps insulated and non-insulated terminals for 10-22 AWG.
- › Crimps non-insulated 7 mm and 8 mm auto ignition wire.
- › Cuts screw/bolt sizes 4-40, 5-40, 6-32, 8-32, 10-32, 10-24.
- › Anvil type wire cutter for cutting copper wire.
- › Air-pocket cushion grips for comfort.



Product #	Overall Length (in) (L)	Weight (lbs)
J299-TT	8-1/2	0.45



TETHER-READY PLIERS & WIRE STRIPPER

SCREWDRIVERS & HEX KEYS

Proto® Tethered Hex Keys and Screwdrivers feature tool collars that tightly attach to the bar of the tool. Each collar is specifically sized for a tight compression fit on the diameter of the bar.



11 PIECE T-HANDLE HEX KEY SET

Product #: J4968-TT



6 PIECE METRIC T-HANDLE HEX KEY SET

Product #: J4969-TT



HEX	INCH	Handle Length (in)	Length (in)	Weight (lbs)
J46405-TT	5/64	3	6	0.11
J46406-TT	3/32	3	6	0.11
J46407-TT	7/64	3	6	0.11
J46408-TT	1/8	3	6	0.14
J46409-TT	9/64	3	6	0.14
J46410-TT	5/32	3	6	0.32
J46412-TT	3/16	4	6	0.32
J46414-TT	7/32	4	6	0.63
J46416-TT	1/4	4	6	0.82
J46420-TT	5/16	6	6	0.89
J46424-TT	3/8	6	6	0.90

Weight (lbs): 3.98



HEX	MM	Handle Length (in)	Length (in)	Weight (lbs)
J46508-TT	2	3	6	0.11
J46510-TT	2.5	3	6	0.13
J46512-TT	3	3	6	0.13
J46514-TT	4	3	6	0.14
J46516-TT	5	4	6	0.32
J46518-TT	6	4	6	0.62

Weight (lbs): 1.00





T-HANDLE HEX KEYS



HEX	INCH	Handle Length (in)	Length (in)	Weight (lbs)
J46405-TT	5/64	3	6	0.11
J46406-TT	3/32	3	6	0.11
J46407-TT	7/64	3	6	0.11
J46408-TT	1/8	3	6	0.14
J46409-TT	9/64	3	6	0.14
J46410-TT	5/32	3	6	0.32
J46412-TT	3/16	4	6	0.32
J46414-TT	7/32	4	6	0.63
J46416-TT	1/4	4	6	0.82
J46420-TT	5/16	6	6	0.89
J46424-TT	3/8	6	6	0.90



T-HANDLE HEX KEYS METRIC



HEX	MM	Handle Length (in)	Length (in)	Weight (lbs)
J46508-TT	2	3	6	0.11
J46510-TT	2.5	3	6	0.13
J46512-TT	3	3	6	0.13
J46514-TT	4	3	6	0.14
J46516-TT	5	4	6	0.32
J46518-TT	6	4	6	0.62



TETHER-READY T-HANDLE & FOLDING HEX KEYS

6 PIECE METRIC LONG FOLDING HEX KEY SET

Product #: J4973-TT

- › Chrome plated steel case is 6-1/2" long.
- › Black oxide bits are 5" long.



MM	Length (in)
3	5
4	5
5	5
6	5
8	5
10	5

Weight (lbs): 0.84



9 PIECE FOLDING HEX KEY SET

Product #: J4993-TT

- › Chrome plated steel case is 4-1/2" long.
- › Black oxide bits are 1-7/16" to 2-3/4" long.



INCH	Set Screws	Fits Cap Screws 1960 Series	Cap Screws 1936 Series
5/64	#8	#2, #3	#3, #4
3/32	#10, #12	#4, #5	#5, #6
7/64	-	#6	-
1/8	1/4	-	#8
9/64	-	#8	-
5/32	5/16	#10	#10
3/16	3/8	1/4	1/4
7/32	7/16	-	5/16
1/4	1/2, 9/16	5/16	-

Weight (lbs): 0.47



PROTO® DURATEK™ SCREWDRIVERS



FEATURES AND BENEFITS – DURATEK™ SCREWDRIVERS

- › Ergonomically designed quad-lobe handle features 360° texture for additional grip.
- › Designed to meet demanding heavy-duty needs of industrial maintenance and assembly applications.

HANDLE

- › Impact and chemical resistant handles are four-sided with broad but shallow flutes.
- › Resistant to most harsh chemicals (including hydraulic fluids used in the aerospace industry).
- › Four-sided handle design helps prevent "roll away" from the work surface.

SHANK

- › High-alloy steel shanks are heat-treated their entire length to help provide strength against twisting action and to help prevent bending and twisting when placed under torque.
- › Fully grounded and chemically polished, then chrome plated for corrosion resistance.

TIP

- › Made of high-alloy steel (same as shank).
- › Precision machined for precise fastener fit.
- › Finished in black oxide to help prevent cam out and slipping.
- › Tips are un-plated with a black oxide finish to help prevent chrome peeling, an important Foreign Object Debris (FOD) concern.

Product #	Tip Size	Tips	Shank Length (in) (L1)	Shank Type	Bolster	Overall Length (in) (L)
JC31604R-TT	3/16	Cabinet	4	Round	–	7
JK14112R-TT	1/4	Keystone	1-1/2	Round	–	3-1/2
JK1404R-TT	1/4	Keystone	4	Round	–	8
JK51606R-TT	5/16	Keystone	6	Round	–	10-3/8
JK3808R-TT	3/8	Keystone	8	Round	–	13
JK3810R-TT	3/8	Keystone	10	Round	–	11
JPP0003R-TT	0	Phillips	3	Round	–	5-3/4
JP0103R-TT	1	Phillips	3	Round	–	6-3/4
JP02112R-TT	2	Phillips	1-1/2	Round	–	3-1/2
JP0204R-TT	2	Phillips	4	Round	–	8
JP0306R-TT	3	Phillips	6	Round	–	10-3/8
JP0408R-TT	4	Phillips	8	Round	–	13

ASME B107.600





6 PIECE PHILLIPS PROTO® DURATEK™ SCREWDRIVER SET

Product #: **J1206SP-TT**

› Duratek™ features apply.



Contents	Description	Tip Size	Tips	Shank Length (in) (L1)	Shank Type	Overall Length (in)
JPP0003R-TT	Screwdriver, Phillips Round #0 x 3"	0	Phillips	3	Round	5-3/4
JPO103R-TT	Screwdriver, Phillips Round #1 x 3"	1	Phillips	3	Round	6-3/4
JPO2112R-TT	Screwdriver, Phillips Round, Stubby #2 x 1-1/2"	2	Phillips	1-1/2	Round	3-1/2
JPO204R-TT	Screwdriver, Phillips Round #2 x 4"	2	Phillips	4	Round	8
JPO306R-TT	Screwdriver, Phillips Round #3 x 6"	3	Phillips	6	Round	10-3/8
JPO408R-TT	Screwdriver, Phillips Round #4 x 8"	4	Phillips	8	Round	13

ASME B107.600

6 PIECE SLOTTED PROTO® DURATEK™ SCREWDRIVER SET

Product #: **J1206SSF-TT**

› Duratek™ features apply.




Contents	Description	Tip Size	Tips	Shank Length (in) (L1)	Shank Type	Overall Length (in)
JC31604R-TT	Screwdriver, Slotted Keystone, Round 3/16" x 4"	3/16	Keystone	4	Round	7
JK14112R-TT	Screwdriver, Slotted Keystone, Round, Stubby 1/4" x 1-1/2"	1/4	Keystone	1-1/2	Round	3-1/2
JK1404R-TT	Screwdriver, Slotted Keystone, Round 1/4" x 4"	1/4	Keystone	4	Round	8
JK51606R-TT	Screwdriver, Slotted Keystone, Round 5/16" x 6"	5/16	Keystone	6	Round	10
JK3808R-TT	Screwdriver, Slotted Keystone, Round 3/8" x 8"	3/8	Keystone	8	Round	13
JK3810R-TT	Screwdriver, Slotted Keystone, Round 3/8" x 12"	3/8	Keystone	12	Round	17

ASME B107.600

TETHER-READY DURATEK™ SCREWDRIVER SETS

SPECIALTY TOOLS



J2343-TT

Lanyard not included

1-1/2" CARBON SCRAPER


- ▶ Impact-resistant, extruded Acetate handles are four-sided with broad but shallow flutes.
- ▶ Resistant to most harsh chemicals (including hydraulic fluids used in the aerospace industry).
- ▶ Four-sided handle design helps prevent "roll away" from the work surface and are comfortable and easy to hold.
- ▶ High alloy steel 3/8" shanks are heat-treated their entire length and black oxide treated for added strength and durability.

Product #	Shank Diameter (in)	Blade Width (in)	Shank Length (in)	Overall Length (in)	Weight (lbs)
J2343-TT	3/8	1-1/2	6-1/4	10-3/8	0.50



STANLEY® WRECKING BARS

- ▶ Forged one-piece steel construction for increased strength and durability.
- ▶ Yellow powder coated claw end for high visibility.
- ▶ Beveled chisel end for prying.
- ▶ Nail slot on claw end with beveled edge for pulling nails and prying.
- ▶ Both chisel and claw end are polished.



Product #	Overall Length	Claw Blade Width	Claw Blade Width	Weight	Color
55-130-TT	30 in (760 mm)	1-1/4 in (32 mm)	1 in (25 mm)	4.5 lbs (2.04 kg)	Yellow



HEAVY-DUTY PISTOL GRIP GREASE GUN

- › 3-Way filling: bulk, cartridge, or filler pump.
- › 16 oz. Bulk fill.
- › 14 oz. Standard cartridge.
- › Heavy-duty 1.7 mm thick seamless barrel to avoid dents.
- › Aluminum head reduces weight.
- › Heavy-duty flexible 18" nylon hose and 6" metal spout for easy use.
- › Output pressure: 3,600 PSI.



Product #	Overall Length (in)	Weight (lbs)
JFC33HD-TT	16	3.86

STANLEY® FATMAX® TETHER-READY AUTO-LOCK TAPE RULES

- › Auto-Lock Mode: For control and long blade life.
- › Manual Mode: Disengage lock for speed marking.
- › Detachable Hook: Allows user to work efficiently in different conditions.
- › 11' Blade Standout*: For reach and efficiency.
- › BladeArmor®: 10X** blade life.
- › Hook Storage: Securely stores hook when not in use.
- › Made in the USA with global components.
- › Through-hole for attaching a tool lanyard when working at heights.



Lanyard not included

Product #	Blade Width (in)	Blade Length (ft)
FMHT33316	1-1/4	16
FMHT33338L	1-1/4	25
FMHT33348	1-1/4	30

*Standout claims based on maximum performance
 **Compared to STANLEY 30-419



STANLEY® HIGH TENSION LOW PROFILE HACKSAW

- › Arc-shaped frame enables cutting in hard-to-reach areas.
- › 4" Throat depth cuts large PVC pipes.
- › Heavy-duty, lightweight, die-cast aluminum I-beam frame provides strength and durability.
- › Ergonomically designed handle for comfortable use.
- › Tension knob makes blade tension adjustment easy.
- › 45° and 90° Cutting angles add flexibility.
- › Hacksaw blade included (15-631): 1.
- › Included lanyard (JLAN15LBSSRP).



Product #	Blade Length	Throat Depth
20-001K-TT	12 in (305 mm)	4 in (102 mm)

STANLEY® SELF-RETRACTING SAFETY BLADE UTILITY KNIFE

- › Durable, all-metal knife body construction.
- › Machine screw firmly holds knife body together - Screwdriver required for blade change.
- › Contoured handle and textured, die-cast body for slip-resistance.
- › Interlocking nose design helps secure blade and helps prevent body separation.
- › Comes with hang-hole for adding a wrist strap or lanyard.
- › Auto-retracting blade: spring-loaded. Retracts when slide button is released.
- › Blades included (11-987): 1.
- › Works with most standard utility blades.



Auto Retracting Blade Feature.



Interlocking Nose Feature.

Product #	Length	Body Color
10-189C-TT	5-7/8 in (149 mm)	Orange



DEWALT® HEAT GUN

- › Variable temperature control allows for adjustment of the heat settings.
- › Built-in overload protection shuts the heating element down and prevents burn up.
- › Built-in hang ring adds a convenient storage feature.
- › Built-in innovative kickstand support provides greater stability and prevents tip over.
- › Cord Protector keeps the cord from tearing away from the housing.
- › Ergonomic comfort grip provides greater comfort for long hours of use.
- › Separate Internal Components allows maintenance on both the motor and the heating element.
- › Temperature: 120 to 1100 °F.



Product #	Voltage	Amps	Watts	Cord Length (ft)	Weight (lbs)
D26950	120	13	1550	10	2.10

CONTENTS


- 560 SERIES 68-69
- 550 SERIES 70-89
- 540 SERIES 90-103
- FIELD INSTALLED LOCK BARS 104
- DRAWER LINERS,
FOAM KITS & VINYL MATS 104-105
- COVERS 105
- UTILITY CARTS 106-107
- SERVICE ROAD BOX 108
- TOOL BOXES 108-111
- TOOL BAGS 111-112
- BUCKETS & CASES 113
- TOOL POUCHES 114-115
- TOOL HOLDERS 115
- BELTS & GLOVES 116

TOOL STORAGE



FULL RANGE OF OPTIONS

Series	Available Depths (in)	Available Lengths (in)	Slide Capacity (lbs)	Casters (in)	Caster Load Capacity (lbs)	Steel Construction	Available Power Drawer
560S	21-3/8	30, 45	400/ea	6 x 2	800/ea	12, 13, 14, 20 gauge	No
550S	25-1/4, 27	88, 67, 66, 57, 50, 34	125-200/ea	6 x 2	900/ea	14, 16, 18 gauge	Yes
540S	12, 18	54, 41, 27	100/ea	5 x 2	450/ea	18 gauge	No



560 SERIES BUILT FOR STRENGTH

OUR MOST RUGGED TOOL STORAGE

The 560 Series offers premium, industrial strength for your heaviest loads.

COLOR RANGE

DURA DRAWER



SAFETY
RED & GRAY



DUAL
BLACK



GLOSS
RED



GLOSS
BLACK



GLOSS
BLUE

HERITAGE GLOSS

SPECIAL ORDER

Custom colors
available upon request.




Lock-in, lock-out drawers
for security and safety.

Drawer capacity slides
rated to 400 lbs.

Drawer dividers make each
drawer custom configurable.

6" casters — 2 swivel,
2 rigid — load-rated to
carry 800 lbs per caster.





560 SERIES 45" WORKSTATION - 10 DRAWER

Width (in)	Height (in)	Depth (in)	Cubic Capacity (in)	Overall Weight (lbs)
45	42-1/2	21-3/8	24,457	400



Drawer Configuration

42-1/2" W x 4-5/8" H	
20-1/4" W x 3" H	20-1/4" W x 3-7/8" H
20-1/4" W x 3" H	20-1/4" W x 4-5/8" H
20-1/4" W x 7" H	20-1/4" W x 4-5/8" H
	20-1/4" W x 4-5/8" H
20-1/4" W x 12-1/2" H	20-1/4" W x 7-7/8" H

Drawer Depth: 19-7/8"

DURA DRAWER	
Product #	Color
J564542-10SG	Safety Red & Gray
J564542-10DB	Dual Black
HERITAGE GLOSS	
Product #	Color
J564542-10RD	Gloss Red
J564542-10BK	Gloss Black
J564542-10BL	Gloss Blue

560 SERIES 45" WORKSTATION - 6 DRAWER & 1 SHELF

Width (in)	Height (in)	Depth (in)	Cubic Capacity (in)	Overall Weight (lbs)
45	42-1/2	21-3/8	24,498	390



Drawer Configuration

42-1/2" W x 4-5/8" H	
20-1/4" W x 21-1/2" H	20-1/4" W x 3-7/8" H
	20-1/4" W x 4-5/8" H
	20-1/4" W x 4-5/8" H
	20-1/4" W x 4-5/8" H
	20-1/4" W x 4-5/8" H
	20-1/4" W x 7-7/8" H

Drawer Depth: 19-7/8"

DURA DRAWER	
Product #	Color
J564542-6SG-1S	Safety Red & Gray
J564542-6DB-1S	Dual Black
HERITAGE GLOSS	
Product #	Color
J564542-6RD-1S	Gloss Red
J564542-6BK-1S	Gloss Black
J564542-6BL-1S	Gloss Blue

560 SERIES 30" ROLLER CABINET - 6 DRAWER

Width (in)	Height (in)	Depth (in)	Cubic Capacity (in)	Overall Weight (lbs)
30	42-1/2	21-3/8	15,965	354



Drawer Configuration

20-1/4" W x 3" H
20-1/4" W x 3-7/8" H
20-1/4" W x 3-7/8" H
20-1/4" W x 4-5/8" H
20-1/4" W x 6-1/4" H
20-1/4" W x 9-3/8" H

Drawer Depth: 19-7/8"

DURA DRAWER	
Product #	Color
J563042-6SG	Safety Red & Gray
J563042-6DB	Dual Black
HERITAGE GLOSS	
Product #	Color
J563042-6RD	Gloss Red
J563042-6BK	Gloss Black
J563042-6BL	Gloss Blue

550 SERIES


BUILT FOR INDUSTRIAL VERSATILITY

WORKSTATIONS, TOP PIECES, AND SIDE CABINETS

The 550 Series offers the largest selection of industrial tool storage options featuring premium, heavy gauge steel, fully extending drawers with up to 200 lbs slide capacity, and casters that hold up to 900 lbs each.

SEVEN DIFFERENT PLATFORM WIDTHS

From 34 inches to 88 inches allow these tool boxes to fit into any workspace.



TRIPLES



DOUBLES



SINGLES

MORE DRAWER CONFIGURATIONS

From narrow to full width, 22 drawers to 4, as well as power drawers, to fit your full assortment of tools.



COLOR RANGE

DURA DRAWER



SAFETY
RED & GRAY



DUAL
BLACK

HERITAGE GLOSS



GLOSS
RED



GLOSS
BLACK



GLOSS
BLUE

SPECIAL ORDER

Custom colors
available upon request.


HIGH IMPACT CASTERS

High impact glass filled nylon resin wheels and locks that are resistant to water and most chemicals.

900 lb load capacity each.

The enhanced locking mechanism is easy to actuate.

Rolling bearing with hardened steel bushings helps mobility and ease of rolling.





Made of industrial strength 14, 16, and 18 gauge steel.

Integrated brushed aluminum drawer pulls for added drawer rigidity.

100% fully extending and recessed drawer pulls.

Ergonomic metal side handle for easy gripping and handling.

Ball-bearing slides provide 125 to 200 lbs of drawer load capacity.

Adjustable drawer detents ensure drawers stay shut when the box is unlocked.

6" x 2" casters with a 900 lbs load capacity each.

Workstations provide up to 48,654 cubic inches of storage. Add even more space with top and side pieces.

Reinforced top and bottom panes to carry extra weight loads.

Heavy-duty locks with tubular keys.

ITEMS SHOWN:
J555041-12DB
J555027-10DB
J551934-6DB-SC

Vinyl top and drawer liners included.

Dual Black Option Shown.

OPTIONAL LOCK BARS

Provides extra security measure and drawer retention to help keep drawers shut while moving the cabinet from one location to the next (in the locked position).

Select 550 Series cabinets available fully assembled with factory installed lock bar.

FACTORY INSTALLED LOCK BARS

(See workstation tables for compatibility)

FIELD INSTALLED LOCK BARS

(See p. 104 for info table)

J553441-8SG with factory installed lock bar



550S 88" PLATFORM

550 SERIES

550S 88" WORKSTATION - 22 DRAWER

Width (in)	Height (in)	Depth (in)	Cubic Capacity (in)	Overall Weight (lbs)
88-1/4	46-3/8	27	48,115	1,238



Drawer Configuration

18-5/8" W x 6-7/8" H		59" W x 6-7/8" H	
18-5/8" W x 2-1/4" H	37-3/8" W x 2-1/4" H	18-5/8" W x 2-1/4" H	
18-5/8" W x 2-1/4" H	37-3/8" W x 2-1/4" H	18-5/8" W x 2-1/4" H	
18-5/8" W x 2-1/4" H	37-3/8" W x 3-3/8" H	18-5/8" W x 2-1/4" H	
18-5/8" W x 2-1/4" H	37-3/8" W x 3-3/8" H	18-5/8" W x 2-1/4" H	
18-5/8" W x 3-3/8" H	37-3/8" W x 4-1/2" H	18-5/8" W x 3-3/8" H	
18-5/8" W x 3-3/8" H	37-3/8" W x 4-1/2" H	18-5/8" W x 3-3/8" H	
18-5/8" W x 6-7/8" H	37-3/8" W x 6-7/8" H	18-5/8" W x 6-7/8" H	

Drawer Depth: 24-3/4"

DURA DRAWER	
Product #	Color
J558846-22SG	Safety Red & Gray
J558846-22DB	Dual Black
HERITAGE GLOSS	
Product #	Color
J558846-22RD	Gloss Red
J558846-22BK	Gloss Black
J558846-22BL	Gloss Blue

550S 88" WORKSTATION - 20 DRAWER

Width (in)	Height (in)	Depth (in)	Cubic Capacity (in)	Overall Weight (lbs)
88-1/4	46-3/8	27	48,654	1,238



Drawer Configuration

18-5/8" W x 6-7/8" H		59" W x 6-7/8" H	
18-5/8" W x 2-1/4" H	37-3/8" W x 2-1/4" H	18-5/8" W x 2-1/4" H	
18-5/8" W x 2-1/4" H	37-3/8" W x 2-1/4" H	18-5/8" W x 2-1/4" H	
18-5/8" W x 3-3/8" H	37-3/8" W x 3-3/8" H	18-5/8" W x 2-1/4" H	
18-5/8" W x 3-3/8" H	37-3/8" W x 3-3/8" H	18-5/8" W x 2-1/4" H	
18-5/8" W x 3-3/8" H	37-3/8" W x 4-1/2" H	18-5/8" W x 3-3/8" H	
18-5/8" W x 11-1/2" H	37-3/8" W x 4-1/2" H	18-5/8" W x 3-3/8" H	
	37-3/8" W x 6-7/8" H	18-5/8" W x 6-7/8" H	

Drawer Depth: 24-3/4"

DURA DRAWER	
Product #	Color
J558846-20SG	Safety Red & Gray
J558846-20DB	Dual Black
HERITAGE GLOSS	
Product #	Color
J558846-20RD	Gloss Red
J558846-20BK	Gloss Black
J558846-20BL	Gloss Blue



550S 88" POWER WORKSTATION - 18 DRAWER

550S 88" WORKSTATION - 18 DRAWER

Width (in)	Height (in)	Depth (in)	Cubic Capacity (in)	Overall Weight (lbs)
88-1/4	46-3/8	27	48,654	1,238



Power Drawer Depth: 21-5/8"

Drawer Configuration

18-5/8" W x 6-7/8" H	59" W x 6-7/8" H	
18-5/8" W x 2-1/4" H	37-3/8" W x 2-1/4" H	18-5/8" W x 2-1/4" H
18-5/8" W x 2-1/4" H	37-3/8" W x 2-1/4" H	18-5/8" W x 2-1/4" H
18-5/8" W x 2-1/4" H	37-3/8" W x 3-3/8" H	18-5/8" W x 2-1/4" H
18-5/8" W x 4-1/2" H	37-3/8" W x 3-3/8" H	18-5/8" W x 4-1/2" H
18-5/8" W x 11-1/2" H	37-3/8" W x 4-1/2" H	18-5/8" W x 11-1/2" H
	37-3/8" W x 6-7/8" H	

Drawer Depth: 24-3/4"

DURA DRAWER

Product #	Color
J558846-18SG-PD	Safety Red & Gray
J558846-18DB-PD	Dual Black

HERITAGE GLOSS

Product #	Color
J558846-18RD-PD	Gloss Red
J558846-18BK-PD	Gloss Black
J558846-18BL-PD	Gloss Blue



Drawer Configuration

18-5/8" W x 6-7/8" H	59" W x 6-7/8" H	
18-5/8" W x 2-1/4" H	37-3/8" W x 2-1/4" H	18-5/8" W x 2-1/4" H
18-5/8" W x 2-1/4" H	37-3/8" W x 2-1/4" H	18-5/8" W x 2-1/4" H
18-5/8" W x 2-1/4" H	37-3/8" W x 3-3/8" H	18-5/8" W x 2-1/4" H
18-5/8" W x 4-1/2" H	37-3/8" W x 3-3/8" H	18-5/8" W x 4-1/2" H
18-5/8" W x 11-1/2" H	37-3/8" W x 4-1/2" H	18-5/8" W x 11-1/2" H
	37-3/8" W x 6-7/8" H	

Drawer Depth: 24-3/4"

DURA DRAWER

Product #	Color
J558846-18SG	Safety Red & Gray
J558846-18DB	Dual Black

HERITAGE GLOSS

Product #	Color
J558846-18RD	Gloss Red
J558846-18BK	Gloss Black
J558846-18BL	Gloss Blue

550S 88" PLATFORM

550 SERIES

550S 88" WORKSTATION - 13 DRAWER

Width (in)	Height (in)	Depth (in)	Cubic Capacity (in)	Overall Weight (lbs)
88-1/4	46-3/8	27	48,517	1,238



Drawer Configuration

18-5/8" W x 6-7/8" H	59" W x 4-1/2" H
18-5/8" W x 2-1/4" H	59" W x 2-1/4" H
18-5/8" W x 2-1/4" H	59" W x 3-3/8" H
18-5/8" W x 3-3/8" H	59" W x 3-3/8" H
18-5/8" W x 3-3/8" H	59" W x 4-1/2" H
18-5/8" W x 11-1/2" H	59" W x 4-1/2" H
	59" W x 6-7/8" H

Drawer Depth: 24-3/4"

DURA DRAWER

Product #	Color
J558846-13SG	Safety Red & Gray
J558846-13DB	Dual Black

HERITAGE GLOSS

Product #	Color
J558846-13RD	Gloss Red
J558846-13BK	Gloss Black
J558846-13BL	Gloss Blue

550S 88" TOP CHEST - 15 DRAWER

Width (in)	Height (in)	Depth (in)	Cubic Capacity (in)	Overall Weight (lbs)
88-1/4	27-1/4	27	32,756	680



Drawer Configuration

18-5/8" W x 2-1/4" H	37-3/8" W x 2-1/4" H	18-5/8" W x 2-1/4" H
18-5/8" W x 2-1/4" H	37-3/8" W x 2-1/4" H	18-5/8" W x 2-1/4" H
18-5/8" W x 2-1/4" H	37-3/8" W x 2-1/4" H	18-5/8" W x 2-1/4" H
18-5/8" W x 3-3/8" H	37-3/8" W x 3-3/8" H	18-5/8" W x 3-3/8" H
18-5/8" W x 3-3/8" H	37-3/8" W x 3-3/8" H	18-5/8" W x 3-3/8" H

Drawer Depth: 24-3/4"

DURA DRAWER

Product #	Color
J558827-15SG-TC	Safety Red & Gray
J558827-15DB-TC	Dual Black

HERITAGE GLOSS

Product #	Color
J558827-15RD-TC	Gloss Red
J558827-15BK-TC	Gloss Black
J558827-15BL-TC	Gloss Blue



550S 88" HUTCH

Inside Height (in)	Outside Height (in)	Inside Width (in)	Outside Width (in)
20-11/32	25-3/4	87-3/4	87-57/64
Inside Depth (in)	Outside Depth (in)	Cubic Capacity (cu. in.)	
22-5/16	25-3/4	39,826	



DURA DRAWER	
Product #	Color
J558825-SG-H	Safety Red & Gray
J558825-DB-H	Dual Black
HERITAGE GLOSS	
Product #	Color
J558825-RD-H	Gloss Red
J558825-BK-H	Gloss Black
J558825-BL-H	Gloss Blue

550S 67" PLATFORM

550S 67" WORKSTATION - 20 DRAWER

Width (in)	Height (in)	Depth (in)	Cubic Capacity (in)	Overall Weight (lbs)
67	41	25-1/4	30,519	600



Drawer Configuration

13-7/6" W x 4-1/2" H	44" W x 4-1/2" H	
13-7/6" W x 2-1/4" H	28" W x 2-1/4" H	13-7/6" W x 2-1/4" H
13-7/6" W x 2-1/4" H	28" W x 2-1/4" H	13-7/6" W x 2-1/4" H
13-7/6" W x 3-3/8" H	28" W x 3-3/8" H	13-7/6" W x 3-3/8" H
13-7/6" W x 3-3/8" H	28" W x 3-3/8" H	13-7/6" W x 3-3/8" H
13-7/6" W x 11-1/2" H	28" W x 4-1/2" H	13-7/6" W x 4-1/2" H
	28" W x 6-7/8" H	13-7/6" W x 4-1/2" H

Drawer Depth: 23"

DURA DRAWER	
Product #	Color
J556741-20SG	Safety Red & Gray
J556741-20DB	Dual Black
HERITAGE GLOSS	
Product #	Color
J556741-20RD	Gloss Red
J556741-20BK	Gloss Black
J556741-20BL	Gloss Blue

550E 67" PLATFORM

550E 67" FRONT FACING POWER WORKSTATION - 18 DRAWER

550E 67" POWER WORKSTATION - 18 DRAWER

Width (in)	Height (in)	Depth (in)	Cubic Capacity (in)	Overall Weight (lbs)
67	41	25-1/4	30,144	600



- › Convenient, front mounted, power strip featuring four, 15A outlets and two USB ports.
- › High impact ABS plastic casing for industrial durability.
- › Power drawer standard.



Four, 15A Outlets and 2 USB Ports



11" Integrated Power Drawer

Drawer Configuration

13-7/6" W x 4-1/2" H	44" W x 4-1/2" H	
13-7/6" W x 2-1/4" H	28" W x 2-1/4" H	13-7/6" W x 2-1/4" H
13-7/6" W x 2-1/4" H	28" W x 2-1/4" H	13-7/6" W x 2-1/4" H
13-7/6" W x 3-3/8" H	28" W x 3-3/8" H	13-7/6" W x 3-3/8" H
13-7/6" W x 3-3/8" H	28" W x 3-3/8" H	13-7/6" W x 3-3/8" H
13-7/6" W x 11-1/2" H	28" W x 4-1/2" H	13-7/6" W x 11-1/2" H
	28" W x 6-7/8" H	

Drawer Depth: 23"

DURA DRAWER

Product #	Color
J556741-18SGPDP	Safety Red & Gray
J556741-18DBPDP	Dual Black

HERITAGE GLOSS

Product #	Color
J556741-18RDPDP	Gloss Red
J556741-18BKDPD	Gloss Black
J556741-18BLPDP	Gloss Blue

- › 4-Outlet 110V power strip.
- › Store and charge up to four battery packs.
- › Removable back panel keeps cords neat.
- › 1/4 turn fasteners for easy access.
- › Adjustable drawer divider separates chargers from tools.
- › Non-slip drawer liners.



Power Drawer Depth: 21-5/8"

Drawer Configuration

13-7/6" W x 4-1/2" H	44" W x 4-1/2" H	
13-7/6" W x 2-1/4" H	28" W x 2-1/4" H	13-7/6" W x 2-1/4" H
13-7/6" W x 2-1/4" H	28" W x 2-1/4" H	13-7/6" W x 2-1/4" H
13-7/6" W x 3-3/8" H	28" W x 3-3/8" H	13-7/6" W x 3-3/8" H
13-7/6" W x 3-3/8" H	28" W x 3-3/8" H	13-7/6" W x 3-3/8" H
13-7/6" W x 11-1/2" H	28" W x 4-1/2" H	13-7/6" W x 11-1/2" H
	28" W x 6-7/8" H	

Drawer Depth: 23"

DURA DRAWER

Product #	Color
J556741-18SGPD	Safety Red & Gray
J556741-18DBPD	Dual Black

HERITAGE GLOSS

Product #	Color
J556741-18RDPD	Gloss Red
J556741-18BKPD	Gloss Black
J556741-18BLPD	Gloss Blue



550S 66" WORKSTATION - 12 DRAWER

Width (in)	Height (in)	Depth (in)	Cubic Capacity (in)	Overall Weight (lbs)
66	46	27	36,455	750



Drawer Configuration

59" W x 6" H	
37-3/8" W x 1-3/4" H	18-2/3" W x 1-3/4" H
37-3/8" W x 1-3/4" H	18-2/3" W x 1-3/4" H
37-3/8" W x 3" H	18-2/3" W x 3" H
37-3/8" W x 3" H	18-2/3" W x 3" H
37-3/8" W x 4" H	18-2/3" W x 3" H
37-3/8" W x 6" H	18-2/3" W x 11" H

Drawer Depth: 24-3/4"

DURA DRAWER		
Product #	Color	Accessory Included
J556646-12SG	Safety Red & Gray	-
J556646-12SGL	Safety Red & Gray	Factory Installed Lock Bar
J556646-12DB	Dual Black	-
HERITAGE GLOSS		
Product #	Color	
J556646-12RD	Gloss Red	
J556646-12BK	Gloss Black	
J556646-12BL	Gloss Blue	

visit ProtoIndustrial.com for more info on lock bars

550S 66" WORKSTATION - 11 DRAWER

Width (in)	Height (in)	Depth (in)	Cubic Capacity (in)	Overall Weight (lbs)
66	46	27	35,917	750



Drawer Configuration

59" W x 6" H	
37-3/8" W x 3" H	18 2/3" W x 1-3/4" H
37-3/8" W x 3" H	18 2/3" W x 1-3/4" H
37-3/8" W x 4" H	18 2/3" W x 3" H
37-3/8" W x 4" H	18 2/3" W x 3" H
37-3/8" W x 6" H	18 2/3" W x 11" H

Drawer Depth: 24-3/4"

DURA DRAWER		
Product #	Color	Accessory Included
J556646-11SG	Safety Red & Gray	-
J556646-11SGL	Safety Red & Gray	Factory Installed Lock Bar
J556646-11DB	Dual Black	-
HERITAGE GLOSS		
Product #	Color	
J556646-11RD	Gloss Red	
J556646-11BK	Gloss Black	
J556646-11BL	Gloss Blue	

visit ProtoIndustrial.com for more info on lock bars

550S 66" PLATFORM

550 SERIES

550S 66" TOP CHEST - 10 DRAWER

Width (in)	Height (in)	Depth (in)	Cubic Capacity (in)	Overall Weight (lbs)
66	27	27	24,684	550



Drawer Configuration

58" W x 6-7/16" H	
37-3/8" W x 2-1/4" H	18-5/8" W x 2-1/4" H
37-3/8" W x 2-1/4" H	18-5/8" W x 2-1/4" H
37-3/8" W x 2-1/4" H	18-5/8" W x 2-1/4" H
37-3/8" W x 3-3/8" H	18-5/8" W x 3-3/8" H
37-3/8" W x 3-3/8" H	18-5/8" W x 3-3/8" H

Drawer Depth: 24-3/4"

DURA DRAWER	
Product #	Color
J556627-10SG	Safety Red & Gray
J556627-10DB	Dual Black
HERITAGE GLOSS	
Product #	Color
J556627-10RD	Gloss Red
J556627-10BK	Gloss Black
J556627-10BL	Gloss Blue

550S 66" TOP CHEST - 8 DRAWER

Width (in)	Height (in)	Depth (in)	Cubic Capacity (in)	Overall Weight (lbs)
66	27	27	25,494	550



Drawer Configuration

58" W x 6-7/16" H	
37-3/8" W x 2-1/4" H	18-5/8" W x 3-3/8" H
37-3/8" W x 3-3/8" H	18-5/8" W x 3-3/8" H
37-3/8" W x 3-3/8" H	18-5/8" W x 3-3/8" H
37-3/8" W x 4-1/2" H	18-5/8" W x 3-3/8" H

Drawer Depth: 24-3/4"

DURA DRAWER	
Product #	Color
J556627-8SG	Safety Red & Gray
J556627-8DB	Dual Black
HERITAGE GLOSS	
Product #	Color
J556627-8RD	Gloss Red
J556627-8BK	Gloss Black
J556627-8BL	Gloss Blue

550S 57" PLATFORM

TOOL STORAGE



550S 57" WORKSTATION - 13 DRAWER

Width (in)	Height (in)	Depth (in)	Cubic Capacity (in)	Overall Weight (lbs)
57	43	25-1/4	28,291	625



Drawer Configuration

49-2/3" W x 3-7/8" H	
28" W x 1-3/4" H	18 2/3" W x 1-3/4" H
28" W x 1-3/4" H	18 2/3" W x 1-3/4" H
28" W x 1-3/4" H	18 2/3" W x 4" H
28" W x 3" H	18 2/3" W x 4" H
28" W x 3" H	18 2/3" W x 4" H
28" W x 4" H	18 2/3" W x 11" H
28" W x 6-3/8" H	

Drawer Depth: 23"

DURA DRAWER		
Product #	Color	Accessory Included
J555743-13SG	Safety Red & Gray	-
J555743-13SGL	Safety Red & Gray	Factory Installed Lock Bar
J555743-13DB	Dual Black	-
HERITAGE GLOSS		
Product #	Color	
J555743-13RD	Gloss Red	
J555743-13BK	Gloss Black	
J555743-13BL	Gloss Blue	

visit ProtoIndustrial.com for more info on lock bars

550S 57" WORKSTATION - 11 DRAWER

Width (in)	Height (in)	Depth (in)	Cubic Capacity (in)	Overall Weight (lbs)
57	43	25-1/4	26,541	625



Drawer Configuration

49-2/3" W x 3-7/8" H x 23" D	
28" W x 4" H	18-2/3" W x 1-3/4" H
	18-2/3" W x 4" H
28" W x 6-3/8" H	18-2/3" W x 4" H
	18-2/3" W x 4" H
28" W x 6-3/8" H	18-2/3" W x 4" H
	18-2/3" W x 4" H
28" W x 6-3/8" H	18-2/3" W x 4" H

Drawer Depth: 23"

DURA DRAWER	
Product #	Color
J555743-11SG	Safety Red & Gray
J555743-11DB	Dual Black
HERITAGE GLOSS	
Product #	Color
J555743-11RD	Gloss Red
J555743-11BK	Gloss Black
J555743-11BL	Gloss Blue

550 SERIES

550E 50" PLATFORM

550E 50" FRONT FACING POWER WORKSTATION - 10 DRAWER

Width (in)	Height (in)	Depth (in)	Cubic Capacity (in)	Overall Weight (lbs)
50	41	25-1/4	23,779	487



- ▶ Convenient, front mounted, power strip featuring four, 15A outlets and two USB ports.
- ▶ High impact ABS plastic casing for industrial durability.
- ▶ Power drawer standard.

Drawer Configuration

44-7/16" W x 4" H	
28" W x 1-3/4" H	13-7/16" W x 1-3/4" H
28" W x 4" H	13-7/16" W x 4" H
28" W x 4" H	13-7/16" W x 4" H
28" W x 4" H	13-7/16" W x 4" H
28" W x 6-7/16" H	13-7/16" W x 11" H

Drawer Depth: 23"

DURA DRAWER	
Product #	Color
J555041-10SGPDP	Safety Red & Gray
J555041-10DBPDP	Dual Black

HERITAGE GLOSS	
Product #	Color
J555041-10RDPPD	Gloss Red
J555041-10BKPPD	Gloss Black
J555041-10BLPPD	Gloss Blue



Four, 15A Outlets and 2 USB Ports



11" Integrated Power Drawer





550E 50" POWER WORKSTATION - 10 DRAWER

Width (in)	Height (in)	Depth (in)	Cubic Capacity (in)	Overall Weight (lbs)
50	41	25-1/4	23,105	487



- › 4-Outlet 110V power strip.
- › Store and charge up to four battery packs.
- › Removable back panel keeps cords neat.
- › 1/4 turn fasteners for easy access.
- › Adjustable drawer divider separates chargers from tools.
- › Non-slip drawer liners.



Power Drawer Depth: 21-5/8"

Drawer Configuration

44-7/16" W x 4" H	
28" W x 1-3/4" H	13-7/16" W x 1-3/4" H
28" W x 4" H	13-7/16" W x 4" H
28" W x 4" H	13-7/16" W x 4" H
28" W x 4" H	13-7/16" W x 11" H
28" W x 6-7/16" H	

Drawer Depth: 23"

DURA DRAWER

Product #	Color
J555041-10SGPD	Safety Red & Gray
J555041-10DBPD	Dual Black

HERITAGE GLOSS

Product #	Color
J555041-10RDPD	Gloss Red
J555041-10BKPD	Gloss Black
J555041-10BLPD	Gloss Blue

550S 50" WORKSTATION - 12 DRAWER

Width (in)	Height (in)	Depth (in)	Cubic Capacity (in)	Overall Weight (lbs)
50	41	25-1/4	23,419	475



Drawer Configuration

44-7/16" W x 4" H	
28" W x 1-3/4" H	13-7/16" W x 1-3/4" H
28" W x 4" H	13-7/16" W x 3" H
28" W x 4" H	13-7/16" W x 3" H
28" W x 4" H	13-7/16" W x 4" H
28" W x 4" H	13-7/16" W x 4" H
28" W x 6-7/16" H	13-7/16" W x 4" H

Drawer Depth: 23"

DURA DRAWER

Product #	Color
J555041-12SG	Safety Red & Gray
J555041-12DB	Dual Black

HERITAGE GLOSS

Product #	Color
J555041-12RD	Gloss Red
J555041-12BK	Gloss Black
J555041-12BL	Gloss Blue

550S 50" PLATFORM

550 SERIES

550S 50" WORKSTATION - 10 DRAWER

Width (in)	Height (in)	Depth (in)	Cubic Capacity (in)	Overall Weight (lbs)
50	41	25-1/4	23,779	475



Drawer Configuration

44-7/16" W x 4" H	
28" W x 1-3/4" H	13-7/16" W x 1-3/4" H
28" W x 4" H	13-7/16" W x 4" H
28" W x 4" H	13-7/16" W x 4" H
28" W x 4" H	13-7/16" W x 11" H
28" W x 6-7/16" H	

Drawer Depth: 23"

DURA DRAWER		
Product #	Color	Accessory Included
J555041-10SG	Safety Red & Gray	-
J555041-10SGL	Safety Red & Gray	Factory Installed Lock Bar
J555041-10DB	Dual Black	-
HERITAGE GLOSS		
Product #	Color	
J555041-10RD	Gloss Red	
J555041-10BK	Gloss Black	
J555041-10BL	Gloss Blue	

visit ProtoIndustrial.com for more info on lock bars

550S 50" WORKSTATION - 8 DRAWER - 2 SHELVES

Width (in)	Height (in)	Depth (in)	Cubic Capacity (in)	Overall Weight (lbs)
50	41	25-1/4	18,920	475



Drawer Configuration

44-7/16" W x 4" H	
28" W x 1-3/4" H	13-7/6" W x 23-1/2" H
28" W x 1-3/4" H	
28" W x 1-3/4" H	
28" W x 1-3/4" H	
28" W x 4" H	
28" W x 4" H	
28" W x 4" H	
28" W x 4" H	

Drawer Depth: 23"

DURA DRAWER	
Product #	Color
J555041-8SG-2S	Safety Red & Gray
J555041-8DB-2S	Dual Black
HERITAGE GLOSS	
Product #	Color
J555041-8RD-2S	Gloss Red
J555041-8BK-2S	Gloss Black
J555041-8BL-2S	Gloss Blue



550S 50" WORKSTATION - 8 DRAWER - 1 SHELF

Width (in)	Height (in)	Depth (in)	Cubic Capacity (in)	Overall Weight (lbs)
50	41	25-1/4	20,092	475



Drawer Configuration

44-7/16" W x 4" H		13-7/6" W x 23-1/2" H
28" W x 1-3/4" H		
28" W x 1-3/4" H		
28" W x 1-3/4" H		
28" W x 1-3/4" H		
28" W x 4" H		
28" W x 4" H		
28" W x 4" H		

Drawer Depth: 23"

DURA DRAWER	
Product #	Color
J555041-8SG-1S	Safety Red & Gray
J555041-8DB-1S	Dual Black
HERITAGE GLOSS	
Product #	Color
J555041-8RD-1S	Gloss Red
J555041-8BK-1S	Gloss Black
J555041-8BL-1S	Gloss Blue

550S 50" WORKSTATION - 7 DRAWER - 1 SHELF

Width (in)	Height (in)	Depth (in)	Cubic Capacity (in)	Overall Weight (lbs)
50	41	25-1/4	18,109	475



Drawer Configuration

44-7/16" W x 4" H		13-7/16" W x 23-1/2" H
28" W x 1-3/4" H		
28" W x 3" H		
28" W x 3" H		
28" W x 4" H		
28" W x 4" H		
28" W x 4" H		
28" W x 4" H		

Drawer Depth: 23"

DURA DRAWER	
Product #	Color
J555041-7SG-1S	Safety Red & Gray
J555041-7DB-1S	Dual Black
HERITAGE GLOSS	
Product #	Color
J555041-7RD-1S	Gloss Red
J555041-7BK-1S	Gloss Black
J555041-7BL-1S	Gloss Blue

550S 50" PLATFORM

550S 50" TOP CHEST - 12 DRAWER

Width (in)	Height (in)	Depth (in)	Cubic Capacity (in)	Overall Weight (lbs)
50	27	25-1/4	17,641	370



- With a light push of the lid, the gas springs take over and assist in opening the lid to its full opening position.



Drawer Configuration

44-1/4" W x 5-1/4" H	
28" W x 1-3/4" H	13-7/16" W x 1-3/4" H
28" W x 1-3/4" H	13-7/16" W x 1-3/4" H
28" W x 1-3/4" H	13-7/16" W x 1-3/4" H
28" W x 1-3/4" H	13-7/16" W x 1-3/4" H
28" W x 3" H	13-7/16" W x 3" H
28" W x 3" H	13-7/16" W x 3" H

Drawer Depth: 23"

DURA DRAWER	
Product #	Color
J555027-12SG	Safety Red & Gray
J555027-12DB	Dual Black
HERITAGE GLOSS	
Product #	Color
J555027-12RD	Gloss Red
J555027-12BK	Gloss Black
J555027-12BL	Gloss Blue

550S 50" TOP CHEST - 10 DRAWER

Width (in)	Height (in)	Depth (in)	Cubic Capacity (in)	Overall Weight (lbs)
50	27	25-1/4	18,197	370



- With a light push of the lid, the gas springs take over and assist in opening the lid to its full opening position.



Drawer Configuration

35-1/4" W x 5-1/4" H	
19" W x 1-3/4" H	13-7/16" W x 1-3/4" H
19" W x 1-3/4" H	13-7/16" W x 1-3/4" H
19" W x 3" H	13-7/16" W x 3" H
19" W x 3" H	13-7/16" W x 3" H
19" W x 4" H	13-7/16" W x 4" H

Drawer Depth: 23"

DURA DRAWER	
Product #	Color
J555027-10SG	Safety Red & Gray
J555027-10DB	Dual Black
HERITAGE GLOSS	
Product #	Color
J555027-10RD	Gloss Red
J555027-10BK	Gloss Black
J555027-10BL	Gloss Blue



550S 50" TOP CHEST - 8 DRAWER

Width (in)	Height (in)	Depth (in)	Cubic Capacity (in)	Overall Weight (lbs)
50	27	25-1/4	18,753	370



- With a light push of the lid, the gas springs take over and assist in opening the lid to its full opening position.



Drawer Configuration

44-1/4" W x 5-1/4" H	
28" W x 3" H	13-7/16" W x 3" H
28" W x 3" H	13-7/16" W x 3" H
28" W x 4" H	13-7/16" W x 4" H
28" W x 4" H	13-7/16" W x 4" H

Drawer Depth: 23"

DURA DRAWER	
Product #	Color
J555027-8SG	Safety Red & Gray
J555027-8DB	Dual Black
HERITAGE GLOSS	
Product #	Color
J555027-8RD	Gloss Red
J555027-8BK	Gloss Black
J555027-8BL	Gloss Blue

550S 34" PLATFORM

550S 34" ROLLER CABINET - 8 DRAWER

Width (in)	Height (in)	Depth (in)	Cubic Capacity (in)	Overall Weight (lbs)
34	41	25-1/4	15,134	310



Drawer Configuration

28" W x 1-3/4" H
28" W x 1-3/4" H
28" W x 1-3/4" H
28" W x 1-3/4" H
28" W x 3" H
28" W x 3" H
28" W x 4" H
28" W x 6-1/2" H

Drawer Depth: 23"

DURA DRAWER		
Product #	Color	Accessory Included
J553441-8SG	Safety Red & Gray	-
J553441-8SGL	Safety Red & Gray	Factory Installed Lock Bar
J553441-8DB	Dual Black	-
HERITAGE GLOSS		
Product #	Color	
J553441-8RD	Gloss Red	
J553441-8BK	Gloss Black	
J553441-8BL	Gloss Blue	

visit ProtoIndustrial.com for more info on lock bars

550S 34" PLATFORM

550 SERIES

550S 34" ROLLER CABINET - 7 DRAWER

Width (in)	Height (in)	Depth (in)	Cubic Capacity (in)	Overall Weight (lbs)
34	41	25-1/4	15,390	310



Drawer Configuration

28" W x 1-3/4" H
28" W x 1-3/4" H
28" W x 1-3/4" H
28" W x 3" H
28" W x 3" H
28" W x 6-1/2" H
28" W x 6-1/2" H

Drawer Depth: 23"

DURA DRAWER

Product #	Color
J553441-7SG	Safety Red & Gray
J553441-7DB	Dual Black

HERITAGE GLOSS

Product #	Color
J553441-7RD	Gloss Red
J553441-7BK	Gloss Black
J553441-7BL	Gloss Blue

550S 34" ROLLER CABINET - 6 DRAWER

Width (in)	Height (in)	Depth (in)	Cubic Capacity (in)	Overall Weight (lbs)
34	41	25-1/4	15,765	310



Drawer Configuration

28" W x 1-3/4" H
28" W x 1-3/4" H
28" W x 4" H
28" W x 4" H
28" W x 6-1/2" H
28" W x 6-1/2" H

Drawer Depth: 23"

DURA DRAWER

Product #	Color
J553441-6SG	Safety Red & Gray
J553441-6DB	Dual Black

HERITAGE GLOSS

Product #	Color
J553441-6RD	Gloss Red
J553441-6BK	Gloss Black
J553441-6BL	Gloss Blue



550S 34" TOP CHEST - 6 DRAWER

Width (in)	Height (in)	Depth (in)	Cubic Capacity (in)	Overall Weight (lbs)
34	27	25-1/4	11,662	235

- With a light push of the lid, the gas springs take over and assist in opening the lid to its full opening position.



Drawer Configuration

27-3/4" W x 5-1/4" H
28" W x 1-3/4" H
28" W x 1-3/4" H
28" W x 1-3/4" H
28" W x 1-3/4" H
28" W x 3" H
28" W x 3" H

Drawer Depth: 23"

DURA DRAWER		HERITAGE GLOSS	
Product #	Color	Product #	Color
J553427-6SG	Safety Red & Gray	J553427-6RD	Gloss Red
J553427-6DB	Dual Black	J553427-6BK	Gloss Black
		J553427-6BL	Gloss Blue

550S 34" TOP CHEST - 5 DRAWER

Width (in)	Height (in)	Depth (in)	Cubic Capacity (in)	Overall Weight (lbs)
34	27	25-1/4	12,037	235

- With a light push of the lid, the gas springs take over and assist in opening the lid to its full opening position.



Drawer Configuration

27-3/4" W x 5-1/4" H
28" W x 1-3/4" H
28" W x 1-3/4" H
28" W x 1-3/4" H
28" W x 4" H
28" W x 4" H

Drawer Depth: 23"

DURA DRAWER		HERITAGE GLOSS	
Product #	Color	Product #	Color
J553427-5SG	Safety Red & Gray	J553427-5RD	Gloss Red
J553427-5DB	Dual Black	J553427-5BK	Gloss Black
		J553427-5BL	Gloss Blue

550S 34" TOP CHEST - 4 DRAWER

Width (in)	Height (in)	Depth (in)	Cubic Capacity (in)	Overall Weight (lbs)
34	27	25-1/4	12,414	235

- With a light push of the lid, the gas springs take over and assist in opening the lid to its full opening position.



Drawer Configuration

27-3/4" W x 5-1/4" H
28" W x 3" H
28" W x 3" H
28" W x 4" H
28" W x 4" H

Drawer Depth: 23"

DURA DRAWER		HERITAGE GLOSS	
Product #	Color	Product #	Color
J553427-4SG	Safety Red & Gray	J553427-4RD	Gloss Red
J553427-4DB	Dual Black	J553427-4BK	Gloss Black
		J553427-4BL	Gloss Blue

550S ACCESSORIES

550 SERIES

550S SIDE CABINET - 6 DRAWER

Width (in)	Height (in)	Depth (in)	Cubic Capacity (in)	Overall Weight (lbs)
19	34	25-1/4	7,554	175



Drawer Configuration

13-7/16" W x 1-3/4" H
13-7/16" W x 1-3/4" H
13-7/16" W x 1-3/4" H
13-7/16" W x 4" H
13-7/16" W x 4" H
13-7/16" W x 11" H

Drawer Depth: 23"

DURA DRAWER	
Product #	Color
J551934-6SG-SC	Safety Red & Gray
J551934-6DB-SC	Dual Black
HERITAGE GLOSS	
Product #	Color
J551934-6RD-SC	Gloss Red
J551934-6BK-SC	Gloss Black
J551934-6BL-SC	Gloss Blue

550S SIDE CABINET - 5 DRAWER

Width (in)	Height (in)	Depth (in)	Cubic Capacity (in)	Overall Weight (lbs)
19	34	25-1/4	7,734	175



Drawer Configuration

13-7/16" W x 1-3/4" H
13-7/16" W x 4" H
13-7/16" W x 4" H
13-7/16" W x 4" H
13-7/16" W x 11" H

Drawer Depth: 23"

DURA DRAWER	
Product #	Color
J551934-5SG-SC	Safety Red & Gray
J551934-5DB-SC	Dual Black
HERITAGE GLOSS	
Product #	Color
J551934-5RD-SC	Gloss Red
J551934-5BK-SC	Gloss Black
J551934-5BL-SC	Gloss Blue



550S WOOD TOPS

- › 1-1/2" thick solid maple with laminated edge hardwood work surface.
- › Clear lacquer top with radius edges.
- › For protection against drying, apply non-toxic mineral oil every 4-6 weeks.



Product #	Width (in)	Height (in)	Depth (in)	Overall Weight (lbs)
J4534-HWT	33-3/4	1-1/2	25	38
J4550-HWT	50-1/8	1-1/2	25	55
J4557-HWT	56-7/8	1-1/2	25	60
J4566-HWT	66-1/4	1-1/2	27	75
J4567-HWT	66-9/16	1-1/2	25	77
J4578-HWT	78-1/2	1-1/2	25	89
J4588-HWT	87-7/8	1-1/2	27	107



550S STAINLESS STEEL TOPS

- › High grade 1/16" thick, 16 gauge 304 stainless steel wrapped around a wood core.
- › Raised front lip prevents parts from rolling off the work surface.



Product #	Width (in)	Height (in)	Depth (in)	Overall Weight (lbs)
J4534-SST	33-3/4	1-1/2	25	50
J4550-SST	50-1/8	1-1/2	25	100
J4557-SST	56-7/8	1-1/2	25	100
J4578-SST	78-1/2	1-1/2	25	105



540 SERIES **BUILT FOR THE JOB**

INDUSTRIAL GRADE STORAGE THAT SATISFIES ALL YOUR ESSENTIAL JOB DEMANDS.

The 540 Series is a well-made, heavy-gauge line of storage boxes featuring the popular Drop Front Top Chests in multiple drawer configurations, allowing you to expand your tool storage capacity.

Drop Front Top Chests add extra protection and security.



Tool Tower is handy for moving equipment around the shop.



A full length locker cabinet can be added.



COLOR RANGE

DURA DRAWER



SAFETY
RED & GRAY



DUAL
BLACK

HERITAGE GLOSS



GLOSS
RED



GLOSS
BLACK



GLOSS
BLUE

SPECIAL ORDER

Custom colors available upon request.


HIGH IMPACT CASTERS

High impact glass filled nylon resin wheels and locks that are resistant to water and most chemicals.

900 lb load capacity each.

The enhanced locking mechanism is easy to actuate.

Rolling bearing with hardened steel bushings helps mobility and ease of rolling.





Reinforced top and bottom panels to carry extra weight loads.

Heavy-duty keys.

Made of 18 gauge steel.

Easy grip steel handle.

100% fully extending and recessed drawer pulls.

Ball-bearing slides provide 100 lbs of drawer load capacity.

5" x 2" casters with 450 lbs load capacity each.

ITEMS SHOWN:
J545442-14SG
J545423-12SG

Vinyl top and drawer liners included.

Safety Red and Gray Option Shown.



Workstations provide up to 22,248 cubic inches of storage. Add even more space with top and side pieces.

2 reinforcement channels run left to right and 2 run front to back for additional strength.

OPTIONAL LOCK BARS

Provides extra security measure and drawer retention to help keep drawers shut while moving the cabinet from one location to the next (in the locked position).

Select 540 Series cabinets available fully assembled with factory installed lock bar.

FACTORY INSTALLED LOCK BARS
 (See workstation tables for compatibility)

FIELD INSTALLED LOCK BARS
 (See p. 104 for info table)

Closed Position
 (lock not included)



540S 54" PLATFORM

540S 54" WORKSTATION - 14 DRAWER

Width (in)	Height (in)	Depth (in)	Cubic Capacity (in)	Overall Weight (lbs)
54	42	18	22,248	345



Drawer Configuration

23-1/4" W x 1-7/8" H	23-1/4" W x 1-7/8" H
23-1/4" W x 1-7/8" H	23-1/4" W x 1-7/8" H
37-3/4" W x 3-15/16" H	37-3/4" W x 3-15/16" H
37-3/4" W x 3-15/16" H	37-3/4" W x 3-15/16" H
37-3/4" W x 3-15/16" H	37-3/4" W x 3-15/16" H
37-3/4" W x 3-15/16" H	37-3/4" W x 3-15/16" H
37-3/4" W x 3-15/16" H	37-3/4" W x 3-15/16" H
37-3/4" W x 8-1/16" H	37-3/4" W x 8-1/16" H

Drawer Depth: 16-1/8"

DURA DRAWER		
Product #	Color	Accessory Included
J545442-14SG	Safety Red & Gray	-
J545442-14SGL	Safety Red & Gray	Factory Installed Lock Bar
J545442-14DB	Dual Black	-
HERITAGE GLOSS		
Product #	Color	
J545442-14RD	Gloss Red	
J545442-14BK	Gloss Black	
J545442-14BL	Gloss Blue	

visit ProtoIndustrial.com for more info on lock bars

540S 54" TOP CHEST - 12 DRAWER

Width (in)	Height (in)	Depth (in)	Cubic Capacity (in)	Overall Weight (lbs)
54	23	18	11,803	220



Drawer Configuration

23-1/4" W x 1-7/8" H	23-1/4" W x 1-7/8" H
23-1/4" W x 1-7/8" H	23-1/4" W x 1-7/8" H
23-1/4" W x 1-7/8" H	23-1/4" W x 1-7/8" H
23-1/4" W x 1-7/8" H	23-1/4" W x 1-7/8" H
23-1/4" W x 1-7/8" H	23-1/4" W x 1-7/8" H
23-1/4" W x 1-7/8" H	23-1/4" W x 1-7/8" H
23-1/4" W x 3-15/16" H	23-1/4" W x 3-15/16" H

Drawer Depth: 16-1/8"

DURA DRAWER	
Product #	Color
J545423-12SG	Safety Red & Gray
J545423-12DB	Dual Black
HERITAGE GLOSS	
Product #	Color
J545423-12RD	Gloss Red
J545423-12BK	Gloss Black
J545423-12BL	Gloss Blue

540S 41" PLATFORM

TOOL STORAGE



540S 41" WORKSTATION - 15 DRAWER

Width (in)	Height (in)	Depth (in)	Cubic Capacity (in)	Overall Weight (lbs)
41	42	18	14,362	275



DURA DRAWER	
Product #	Color
J544142-15SG	Safety Red & Gray
J544142-15DB	Dual Black
HERITAGE GLOSS	
Product #	Color
J544142-15RD	Gloss Red
J544142-15BK	Gloss Black
J544142-15BL	Gloss Blue

Drawer Configuration

37-3/4" W x 3-15/16" H	
23-1/4" W x 1-7/8" H	11-1/8" W x 1-7/8" H
23-1/4" W x 1-7/8" H	11-1/8" W x 1-7/8" H
23-1/4" W x 1-7/8" H	11-1/8" W x 1-7/8" H
23-1/4" W x 1-7/8" H	11-1/8" W x 1-7/8" H
23-1/4" W x 3-15/16" H	11-1/8" W x 3-15/16" H
23-1/4" W x 3-15/16" H	11-1/8" W x 3-15/16" H
23-1/4" W x 8-1/16" H	11-1/8" W x 8-1/16" H

Drawer Depth: 16-1/8"

540S 41" WORKSTATION - 6 DRAWER

Width (in)	Height (in)	Depth (in)	Cubic Capacity (in)	Overall Weight (lbs)
41	42	18	15,588	250



DURA DRAWER		
Product #	Color	Accessory Included
J544142-6SG	Safety Red & Gray	-
J544142-6SGL	Safety Red & Gray	Factory Installed Lock Bar
J544142-6DB	Dual Black	-
HERITAGE GLOSS		
Product #	Color	
J544142-6RD	Gloss Red	
J544142-6BK	Gloss Black	
J544142-6BL	Gloss Blue	

visit ProtoIndustrial.com for more info on lock bars



Drawer Configuration

37-3/4" W x 3-15/16" H	
37-3/4" W x 3-15/16" H	
37-3/4" W x 3-15/16" H	
37-3/4" W x 3-15/16" H	
37-3/4" W x 3-15/16" H	
37-3/4" W x 8-1/16" H	

Drawer Depth: 16-1/8"

540S 41" TOP CHEST - 12 DRAWER

Width (in)	Height (in)	Depth (in)	Cubic Capacity (in)	Overall Weight (lbs)
41	23	18	8,749	230



DURA DRAWER	
Product #	Color
J544123-12SG	Safety Red & Gray
J544123-12DB	Dual Black
HERITAGE GLOSS	
Product #	Color
J544123-12RD	Gloss Red
J544123-12BK	Gloss Black
J544123-12BL	Gloss Blue

Drawer Configuration

23-1/4" W x 1-7/8" H	11-1/8" W x 1-7/8" H
23-1/4" W x 1-7/8" H	11-1/8" W x 1-7/8" H
23-1/4" W x 1-7/8" H	11-1/8" W x 1-7/8" H
23-1/4" W x 1-7/8" H	11-1/8" W x 1-7/8" H
23-1/4" W x 1-7/8" H	11-1/8" W x 1-7/8" H
23-1/4" W x 3-15/16" H	11-1/8" W x 3-15/16" H

Drawer Depth: 16-1/8"

540S 27" PLATFORM

540 SERIES

540S 27" TOOL TOWER - 7 DRAWER

Width (in)	Height (in)	Depth (in)	Cubic Capacity (in)	Overall Weight (lbs)
27	52	18	13,716	200



▶ Top cabinet installation not recommended for this unit.



Drawer Configuration

23-1/4" W x 1-7/8" H
23-1/4" W x 3-15/16" H
23-1/4" W x 3-15/16" H
23-1/4" W x 3-15/16" H
23-1/4" W x 3-15/16" H
23-1/4" W x 8-1/16" H
23-1/4" W x 8-1/16" H
23-1/4" W x 8-1/16" H

Drawer Depth: 16-1/8"

DURA DRAWER	
Product #	Color
J542752-7SG	Safety Red & Gray
J542752-7DB	Dual Black
HERITAGE GLOSS	
Product #	Color
J542752-7RD	Gloss Red
J542752-7BK	Gloss Black
J542752-7BL	Gloss Blue

540S 27" ROLLER CABINET - 12 DRAWER

Width (in)	Height (in)	Depth (in)	Cubic Capacity (in)	Overall Weight (lbs)
27	42	18	9,420	235



Drawer Configuration

5" W x 1-7/8" H	11-1/8" W x 3-15/16" H	5" W x 1-7/8" H
5" W x 1-7/8" H		5" W x 1-7/8" H
23-1/4" W x 1-7/8" H		
23-1/4" W x 1-7/8" H		
23-1/4" W x 1-7/8" H		
23-1/4" W x 1-7/8" H		
23-1/4" W x 3-15/16" H		
23-1/4" W x 3-15/16" H		
23-1/4" W x 8-1/16" H		

Drawer Depth: 16-1/8"

DURA DRAWER	
Product #	Color
J542742-12SG	Safety Red & Gray
J542742-12DB	Dual Black
HERITAGE GLOSS	
Product #	Color
J542742-12RD	Gloss Red
J542742-12BK	Gloss Black
J542742-12BL	Gloss Blue



540S 27" ROLLER CABINET - 11 DRAWER

Width (in)	Height (in)	Depth (in)	Cubic Capacity (in)	Overall Weight (lbs)
27	42	18	9,410	205



Drawer Configuration

11-1/8" W x 1-7/8" H	11-1/8" W x 1-7/8" H
11-1/8" W x 1-7/8" H	11-1/8" W x 1-7/8" H
23-1/4" W x 1-7/8" H	
23-1/4" W x 1-7/8" H	
23-1/4" W x 1-7/8" H	
23-1/4" W x 1-7/8" H	
23-1/4" W x 3-15/16" H	
23-1/4" W x 3-15/16" H	
23-1/4" W x 8-1/16" H	

Drawer Depth: 16-1/8"

DURA DRAWER		
Product #	Color	Accessory Included
J542742-11SG	Safety Red & Gray	–
J542742-11SGL	Safety Red & Gray	Factory Installed Lock Bar
J542742-11DB	Dual Black	–
HERITAGE GLOSS		
Product #	Color	
J542742-11RD	Gloss Red	
J542742-11BK	Gloss Black	
J542742-11BL	Gloss Blue	

visit ProtoIndustrial.com for more info on lock bars

540S 27" ROLLER CABINET - 8 DRAWER

Width (in)	Height (in)	Depth (in)	Cubic Capacity (in)	Overall Weight (lbs)
27	42	18	9,829	190



Drawer Configuration

11-1/8" W x 1-7/8" H	11-1/8" W x 1-7/8" H
11-1/8" W x 1-7/8" H	11-1/8" W x 1-7/8" H
23-1/4" W x 3-15/16" H	
23-1/4" W x 3-15/16" H	
23-1/4" W x 8-1/16" H	
23-1/4" W x 8-1/16" H	

Drawer Depth: 16-1/8"

DURA DRAWER		
Product #	Color	Accessory Included
J542742-8SG	Safety Red & Gray	–
J542742-8SGL	Safety Red & Gray	Factory Installed Lock Bar
J542742-8DB	Dual Black	–
HERITAGE GLOSS		
Product #	Color	
J542742-8RD	Gloss Red	
J542742-8BK	Gloss Black	
J542742-8BL	Gloss Blue	

visit ProtoIndustrial.com for more info on lock bars

540S 27" PLATFORM

540 SERIES

540S 27" ROLLER CABINET - 7 DRAWER

Width (in)	Height (in)	Depth (in)	Cubic Capacity (in)	Overall Weight (lbs)
27	42	18	9,747	180



Drawer Configuration

23-1/4" W x 1-7/8" H
23-1/4" W x 1-7/8" H
23-1/4" W x 3-15/16" H
23-1/4" W x 3-15/16" H
23-1/4" W x 3-15/16" H
23-1/4" W x 3-15/16" H
23-1/4" W x 3-15/16" H
23-1/4" W x 8-1/16" H

Drawer Depth: 16-1/8"

DURA DRAWER		
Product #	Color	Accessory Included
J542742-7SG	Safety Red & Gray	-
J542742-7SGL	Safety Red & Gray	Factory Installed Lock Bar
J542742-7DB	Dual Black	-
HERITAGE GLOSS		
Product #	Color	
J542742-7RD	Gloss Red	
J542742-7BK	Gloss Black	
J542742-7BL	Gloss Blue	

visit ProtoIndustrial.com for more info on lock bars

540S 27" ROLLER CABINET - 4 DRAWER

Width (in)	Height (in)	Depth (in)	Cubic Capacity (in)	Overall Weight (lbs)
27	42	18	11,159	175



Drawer Configuration

23-1/4" W x 3-15/16" H
23-1/4" W x 3-15/16" H
23-1/4" W x 3-15/16" H
23-1/4" W x 3-15/16" H
24" W x 14" H

Drawer Depth: 16-1/8"

DURA DRAWER		
Product #	Color	Accessory Included
J542742-4SG	Safety Red & Gray	-
J542742-4SGL	Safety Red & Gray	Factory Installed Lock Bar
J542742-4DB	Dual Black	-
HERITAGE GLOSS		
Product #	Color	
J542742-4RD	Gloss Red	
J542742-4BK	Gloss Black	
J542742-4BL	Gloss Blue	

visit ProtoIndustrial.com for more info on lock bars



540S 27" SHORT ROLLER CABINET - 7 DRAWER

Width (in)	Height (in)	Depth (in)	Cubic Capacity (in)	Overall Weight (lbs)
27	35	18	7,449	175



Drawer Configuration

23-1/4" W x 1-7/8" H
23-1/4" W x 1-7/8" H
23-1/4" W x 1-7/8" H
23-1/4" W x 1-7/8" H
23-1/4" W x 1-7/8" H
23-1/4" W x 1-7/8" H
23-1/4" W x 3-15/16" H
23-1/4" W x 8-1/16" H

Drawer Depth: 16-1/8"

DURA DRAWER		
Product #	Color	Accessory Included
J542735-7SG	Safety Red & Gray	-
J542735-7SGL	Safety Red & Gray	Factory Installed Lock Bar
J542735-7DB	Dual Black	-
HERITAGE GLOSS		
Product #	Color	
J542735-7RD	Gloss Red	
J542735-7BK	Gloss Black	
J542735-7BL	Gloss Blue	

visit ProtoIndustrial.com for more info on lock bars

540S 27" SHORT ROLLER CABINET - 3 DRAWER

Width (in)	Height (in)	Depth (in)	Cubic Capacity (in)	Overall Weight (lbs)
27	35	18	9,000	150



Drawer Configuration

23-1/4" W x 1-7/8" H
23-1/4" W x 3-15/16" H
23-1/4" W x 3-15/16" H
24" W x 14" H

Drawer Depth: 16-1/8"

DURA DRAWER		
Product #	Color	Accessory Included
J542735-3SG	Safety Red & Gray	-
J542735-3SGL	Safety Red & Gray	Factory Installed Lock Bar
J542735-3DB	Dual Black	-
HERITAGE GLOSS		
Product #	Color	
J542735-3RD	Gloss Red	
J542735-3BK	Gloss Black	
J542735-3BL	Gloss Blue	

visit ProtoIndustrial.com for more info on lock bars

540S 27" PLATFORM

540 SERIES

540S 27" TOP CHEST WITH DROP FRONT - 12 DRAWER

Width (in)	Height (in)	Depth (in)	Cubic Capacity (in)	Overall Weight (lbs)
27	19	18	5,648	155



Drawer Configuration

5" W x 1-7/8" H	11-1/8" W x 1-7/8" H	5" W x 1-7/8" H
5" W x 1-7/8" H	11-1/8" W x 1-7/8" H	5" W x 1-7/8" H
5" W x 1-7/8" H	11-1/8" W x 1-7/8" H	5" W x 1-7/8" H
23-1/4" W x 1-7/8" H		
23-1/4" W x 1-7/8" H		
23-1/4" W x 3-15/16" H		

Drawer Depth: 16-1/8"

DURA DRAWER

Product #	Color
J542719-12SG-D	Safety Red & Gray
J542719-12DB-D	Dual Black

HERITAGE GLOSS

Product #	Color
J542719-12RD-D	Gloss Red
J542719-12BK-D	Gloss Black
J542719-12BL-D	Gloss Blue

540S 27" TOP CHEST WITH DROP FRONT - 10 DRAWER

Width (in)	Height (in)	Depth (in)	Cubic Capacity (in)	Overall Weight (lbs)
27	19	18	5,593	145



Drawer Configuration

5" W x 1-7/8" H	11-1/8" W x 6" H	5" W x 1-7/8" H
5" W x 1-7/8" H		5" W x 1-7/8" H
5" W x 1-7/8" H		5" W x 1-7/8" H
23-1/4" W x 1-7/8" H		
23-1/4" W x 1-7/8" H		
23-1/4" W x 3-15/16" H		

Drawer Depth: 16-1/8"

DURA DRAWER

Product #	Color
J542719-10SG-D	Safety Red & Gray
J542719-10DB-D	Dual Black

HERITAGE GLOSS

Product #	Color
J542719-10RD-D	Gloss Red
J542719-10BK-D	Gloss Black
J542719-10BL-D	Gloss Blue



540S 27" TOP CHEST WITH DROP FRONT - 6 DRAWER

Width (in)	Height (in)	Depth (in)	Cubic Capacity (in)	Overall Weight (lbs)
27	15	12	5,850	50



Drawer Configuration

5" W x 1-7/8" H	11-1/8" W x 1-7/8" H	5" W x 1-7/8" H
	23-1/4" W x 1-7/8" H	
	23-1/4" W x 1-7/8" H	
	23-1/4" W x 3-15/16" H	

Drawer Depth: 11-1/8"

DURA DRAWER	
Product #	Color
J542715-6SG-D	Safety Red & Gray
J542715-6DB-D	Dual Black
HERITAGE GLOSS	
Product #	Color
J542715-6RD-D	Gloss Red
J542715-6BK-D	Gloss Black
J542715-6BL-D	Gloss Blue

540S 27" TOP CHEST WITH DROP FRONT - 4 DRAWER

Width (in)	Height (in)	Depth (in)	Cubic Capacity (in)	Overall Weight (lbs)
27	15	12	3,202	50



Drawer Configuration

23-1/4" W x 1-7/8" H
23-1/4" W x 1-7/8" H
23-1/4" W x 1-7/8" H
23-1/4" W x 3-15/16" H

Drawer Depth: 11-1/8"

DURA DRAWER	
Product #	Color
J542715-4SG-D	Safety Red & Gray
J542715-4DB-D	Dual Black
HERITAGE GLOSS	
Product #	Color
J542715-4RD-D	Gloss Red
J542715-4BK-D	Gloss Black
J542715-4BL-D	Gloss Blue

540S 27" PLATFORM

540 SERIES

540S 27" TOP CHEST - 8 DRAWER

Width (in)	Height (in)	Depth (in)	Cubic Capacity (in)	Overall Weight (lbs)
27	19	18	5,990	140



Drawer Configuration

11-1/8" W x 1-7/8" H	11-1/8" W x 1-7/8" H
11-1/8" W x 1-7/8" H	11-1/8" W x 1-7/8" H
23-1/4" W x 1-7/8" H	
23-1/4" W x 1-7/8" H	
23-1/4" W x 3-15/16" H	

Drawer Depth: 16-1/8"

DURA DRAWER	
Product #	Color
J542719-8SG	Safety Red & Gray
J542719-8DB	Dual Black
HERITAGE GLOSS	
Product #	Color
J542719-8RD	Gloss Red
J542719-8BK	Gloss Black
J542719-8BL	Gloss Blue

540S 27" TOP CHEST - 6 DRAWER

Width (in)	Height (in)	Depth (in)	Cubic Capacity (in)	Overall Weight (lbs)
27	19	18	5,850	140



Drawer Configuration

23-1/4" W x 1-7/8" H
23-1/4" W x 1-7/8" H
23-1/4" W x 1-7/8" H
23-1/4" W x 1-7/8" H
23-1/4" W x 1-7/8" H
23-1/4" W x 3-15/16" H

Drawer Depth: 16-1/8"

DURA DRAWER	
Product #	Color
J542719-6SG	Safety Red & Gray
J542719-6DB	Dual Black
HERITAGE GLOSS	
Product #	Color
J542719-6RD	Gloss Red
J542719-6BK	Gloss Black
J542719-6BL	Gloss Blue



540S 27" TOP CHEST - 5 DRAWER

Width (in)	Height (in)	Depth (in)	Cubic Capacity (in)	Overall Weight (lbs)
27	23	18	5,990	130



Drawer Configuration

23-1/4" W x 1-7/8" H
23-1/4" W x 1-7/8" H
23-1/4" W x 1-7/8" H
23-1/4" W x 3-15/16" H
23-1/4" W x 3-15/16" H

Drawer Depth: 16-1/8"

DURA DRAWER

Product #	Color
J542723-5SG	Safety Red & Gray
J542723-5DB	Dual Black

HERITAGE GLOSS

Product #	Color
J542723-5RD	Gloss Red
J542723-5BK	Gloss Black
J542723-5BL	Gloss Blue

540S 27" INTERMEDIATE CHEST - 4 DRAWER

Width (in)	Height (in)	Depth (in)	Cubic Capacity (in)	Overall Weight (lbs)
26-1/4	10	18	2,505	80



Drawer Configuration

23-1/4" W x 1-7/8" H
23-1/4" W x 1-7/8" H
23-1/4" W x 1-7/8" H
23-1/4" W x 1-7/8" H

Drawer Depth: 16-1/8"

DURA DRAWER

Product #	Color
J542710-4SG-IC	Safety Red & Gray
J542710-4DB-IC	Dual Black

HERITAGE GLOSS

Product #	Color
J542710-4RD-IC	Gloss Red
J542710-4BK-IC	Gloss Black
J542710-4BL-IC	Gloss Blue

540S ACCESSORIES

540 SERIES

540S SIDE LOCKER CABINET - 4 DRAWER

Width (in)	Height (in)	Depth (in)	Cubic Capacity (in)	Overall Weight (lbs)
15	58	18	13,090	125



Drawer Configuration

11-1/8" W x 3-15/16" H
11-1/8" W x 3-15/16" H
11-1/8" W x 3-15/16" H
11-1/8" W x 3-15/16" H

Drawer Depth: 16-1/8"

DURA DRAWER	
Product #	Color
J541558-4SG-LK	Safety Red & Gray
J541558-4DB-LK	Dual Black
HERITAGE GLOSS	
Product #	Color
J541558-4RD-LK	Gloss Red
J541558-4BK-LK	Gloss Black
J541558-4BL-LK	Gloss Blue

540S SIDE CABINET - 9 DRAWER

Width (in)	Height (in)	Depth (in)	Cubic Capacity (in)	Overall Weight (lbs)
15	35	18	4,516	145



Drawer Configuration

11-1/8" W x 1-7/8" H
11-1/8" W x 1-7/8" H
11-1/8" W x 1-7/8" H
11-1/8" W x 1-7/8" H
11-1/8" W x 1-7/8" H
11-1/8" W x 1-7/8" H
11-1/8" W x 3-15/16" H
11-1/8" W x 3-15/16" H
11-1/8" W x 8-1/16" H

Drawer Depth: 16-1/8"

DURA DRAWER	
Product #	Color
J541535-9SG-SC	Safety Red & Gray
J541535-9DB-SC	Dual Black
HERITAGE GLOSS	
Product #	Color
J541535-9RD-SC	Gloss Red
J541535-9BK-SC	Gloss Black
J541535-9BL-SC	Gloss Blue



540S SIDE CABINET - 6 DRAWER

Width (in)	Height (in)	Depth (in)	Cubic Capacity (in)	Overall Weight (lbs)
15	29	18	3,620	120



DURA DRAWER

Product #	Color
J541529-GSG-SC	Safety Red & Gray
J541529-GDB-SC	Dual Black

HERITAGE GLOSS

Product #	Color
J541529-GRD-SC	Gloss Red
J541529-GBK-SC	Gloss Black
J541529-GBL-SC	Gloss Blue

Drawer Configuration

11-1/8" W x 1-7/8" H

11-1/8" W x 1-7/8" H

11-1/8" W x 1-7/8" H

11-1/8" W x 3-15/16" H

11-1/8" W x 3-15/16" H

11-1/8" W x 8-1/16" H

Drawer Depth: 16-1/8"

540S WOOD TOPS

- › 1-1/2" thick solid maple with laminated edge hardwood work surface.
- › Clear lacquer top with radius edges.
- › For protection against drying, apply non-toxic mineral oil every 4-6 weeks.

Product #	Width (in)	Height (in)	Depth (in)	Weight (lbs)
J4427-HWT	26-21/32	1-1/2	18	21
J4441-HWT	40-37/64	1-1/2	18	32
J4454-HWT	54-41/64	1-1/2	18	40



540S STAINLESS STEEL TOPS

- › High grade 1/16" thick, 16 gauge 304 stainless steel wrapped around a wood core.
- › Raised front lip prevents parts from rolling off the work surface.

Product #	Width (in)	Height (in)	Depth (in)	Weight (lbs)
J4427-SST	26-21/32	1-1/2	18	45
J4441-SST	40-37/64	1-1/2	18	55
J4454-SST	54-41/64	1-1/2	18	65



540S SIDE SHELVES

Width (in)	Depth (in)	Overall Weight (lbs)
15-1/8	15	8



DURA DRAWER

Product #	Color
J54SS-SR	Safety Red
J54SS-MB	Matte Black

HERITAGE GLOSS

Product #	Color
J54SS-RD	Gloss Red
J54SS-BK	Gloss Black
J54SS-BL	Gloss Blue



FIELD INSTALLED LOCK BARS

- ▶ Removable design for select 550 Storage Series.
- ▶ Hinge design for select 540 Storage Series.
- ▶ Templates included.



Product #	Description	Compatible PROTO® Item
JLB33	33", Field Installed Lock Bar, Black	J555041-12XX, J555041-10XX, J555041-8XX-2S, J555041-8XX-1S, J555041-7XX-1S, J553441-8XX, J553441-7XX, J553441-6XX
JLB35	35", Field Installed Lock Bar, Black	J555743-13XX, J555743-11XX
JLB37	37", Field Installed Lock Bar, Black	J556646-12XX, J556646-11XX
JLB25	25", Field Installed Lock Bar, Black	J542735-7XX, J542735-3XX
JLB32	32", Field Installed Lock Bar, Black	J545442-14XX, J544142-15XX, J544142-6XX, J542742-11XX, J542742-8XX, J542742-7XX, J542742-4XX (requires 2 lock bars for: J545442-14XX, J544142-15XX, J542742-11XX, J542742-8XX)



DRAWER LINERS

Product #	Quantity	Width (in)	Depth (in)	Thickness (in)
J32365P	8	28	16	0.062
J32449P	3	28	16	0.062
	1	29	16	0.062
J32559P	9	16	8-1/4	0.062
	7	21-1/4	16	0.062
J32625P	7	28	16	0.062
J32757P	3	16	16	0.062
J32814P	7	28	23	0.062
	1	44-7/16	23	0.062
	1	13-7/16	23	0.062
	1	23	13-7/16	0.062
J32931P	1	28	16	0.062
J45009DL	6	13-7/16	23	0.062
J45018DL	6	28	23	0.062
J45020DL	5	28	23	0.062
	1	44-7/16	23	0.062
	4	13-7/16	23	0.062
J45025DL	7	28	23	0.062
	1	44-7/16	22	0.062
	1	13-7/16	23	0.062
J45028DL	6	28	23	0.062
	6	13-7/16	23	0.062
J45040DL	1	59	24	0.062
	6	34-3/8	24	0.062
	5	18-2/3	24	0.062
J45045DL	1	59	24	0.062
	6	34-3/8	24	0.062
	5	18-2/3	24	0.062

CUT TO FIT DRAWER LINER

Product #	Quantity	Width (in)	Depth (in)	Thickness (in)
J9910	Roll	60	24	0.062




DO-IT-YOURSELF FOAM KITS

- ▶ Protects tools and drawer finish from scratching and marring.
- ▶ Chemical resistant.
- ▶ Two layers of foam, instructions and low tac tracing paper.

Product #	Size (in)	Thickness (in)	Color
DIYBK	26-1/4 x 39	1/2 top layer 1/4 base layer	Black/Red
DIYBL	26-1/4 x 39	1/2 top layer 1/4 base layer	Blue/Yellow

*Visit page 251 for pre-cut foam options





VINYL MATS

- › Vinyl mats protect cabinet and accessory tops.
- › Provides a skid-resistant, easy to clean workspace.

Product #	Width (in)	Height (in)	Length (in)	Weight (lbs)
J32725P	20.84	0.084	17.50	1.42
J45040M	66.56	0.084	26.69	7.68
J45045M	57.09	0.084	24.92	6.15
J9938	17.88	0.084	26.88	1.98
J32344P	33.19	0.084	17.75	2.56
J32532P	26.47	0.084	17.75	1.98



VINYL MATS & COVERS

COVERS

- › Black 200 denier nylon with water resistant coating.



Product #	Description	Designed For
J88C	88" Workstation Cover	J558846-22XX / J558846-20XX / J558846-18XX-PD / J558846-18XX / J558846-13XX
J88SC	88" Set Cover	J558846-22XX / J558846-20XX / J558846-18XX-PD / J558846-18XX / J558846-13XX with J558827-15XX-TC or J558825-XX-H
J78C	78" Workstation Cover	J557843-20XX
J78SC	78" Set Cover	J557843-20XX with J557825-XX-H
J67C	67" Workstation Cover	J556741-20XX / J556741-18XX-PD
J66C	66" Workstation Cover	J556646-12XX / J556646-11XX
J66SC	66" Set Cover	J556646-12XX / J556646-11XX with J556627-10XX or J556627-8XX
J57C	57" Workstation Cover	J555743-13XX / J555743-11XX
J54C	54" Workstation Cover	J545442-14XX
J54SC	54" Set Cover	J545442-14XX with J545423-12XX
J50C	50" Workstation Cover	J555041-12XX / J555041-10XX / J555041-10XX-PD / J555041-8XX-2S / J555041-8XX-1S / J555041-7XX-1S
J50SC	50" Set Cover	J555041-10XX / J555041-12XX / J555041-8XX-2S / J555041-8XX-1S / J555041-7XX-1S / J555041-10XX-PD with J555027-12XX or J555027-10XX or J555027-8XX
J45C	45" Workstation Cover	J564542-10XX / J564542-6XX-1S
J41C	41" Workstation Cover	J544142-15XX / J544142-6XX
J41SC	41" Set Cover	J544142-15XX / J544142-6XX with J544123-12XX
J34C	34" Workstation Cover	J553441-8XX / J553441-7XX / J553441-6XX
J34SC	34" Set Cover	J553427-6XX / J553427-5XX / J553427-4XX
J30C	30" Workstation Cover	J563042-6XX
J27C	27" Workstation Cover	J542742-12XX / J542742-11XX / J542742-8XX / J542742-7XX / J542742-4XX
J27SC	27" Set Cover	J542742-12XX / J542742-11XX / J542742-8XX / J542742-7XX / J542742-4XX with J542719-12XX-D or J542719-10XX-D or J542719-8XX or J542719-6XX

MODULAR UTILITY CART

DURA DRAWER		Width (in)	Height (in)	Depth (in)	Cubic Capacity (in)	Overall Weight (lbs)
Product #	Color					
JUC3743-3SG	Safety Red & Gray	37	43	20	20,559	231



Handle mounts on either side.

Rubber bumpers protect cabinet and workspace.

Deep tool bin with power supply.



Universal rail system allows for height adjustable tool holders and accessories.

Three drawers with self closing feature.



MODULAR LOCKER CABINET

Width (in)	Height (in)	Depth (in)	Cubic Capacity (in)	Overall Weight (lbs)
18	34	20	6,809	214



Product #	Color
JUC1834-SG-LK	Safety Red & Gray



MODULAR SIDE CABINET

Width (in)	Height (in)	Depth (in)	Cubic Capacity (in)	Overall Weight (lbs)
18	34	20	6,809	154



Product #	Color
JUC1834-5SG-SC	Safety Red & Gray



ADD ACCESSORIES

Pull-out Tray

JUCPULLTRAY



Power Tool Holder

JUC-PWRH



Screwdriver Holder

JUC-SCRH



Screwdriver Holder/Bins

JUC-SCRBH





HEAVY-DUTY UTILITY CART

Width (in)	Height (in)	Depth (in)	Cubic Capacity (in)	Overall Weight (lbs)
30	46	23	25,450	375



Drawer Configuration

31-1/4" W x 5-7/16" H x
28-5/8" W x 2-7/8" H x 18-3/8" D
28-5/8" W x 2-7/8" H x 18-3/8" D
28-5/8" W x 5-7/16" H x 18-3/8" D

Drawer Depth: 16-1/8"

DURA DRAWER	
Product #	Color
J559000-3SG	Safety Red & Gray
J559000-3DB	Dual Black
HERITAGE GLOSS	
Product #	Color
J559000-3RD	Gloss Red
J559000-3BK	Gloss Black
J559000-3BL	Gloss Blue

BASIC UTILITY CART

Width (in)	Height (in)	Depth (in)	Overall Weight (lbs)
37-1/2	38-1/2	20-1/2	80



- › Basic two-shelf system.
- › Two 3" deep storage shelves.
- › Reinforced corners for structural support.
- › Heavy-duty, locking, 5" x 2" casters. Two swivel, two rigid.
- › 800 lbs total weight capacity.
- › Assembly required.



DURA DRAWER

Product #	Color
J441000-RD	Gloss Red

Aerosol Can Holder

JUC-AERCH



Waste Can Holder*

JUC-TRSH



Container Bin

JUC-FLCTH



Cord Wrap

JUC-CRDWP



*Waste can not included

34" SERVICE ROAD BOX

Height (in)	Depth (in)	Cubic Capacity (in)	Overall Weight (lbs)
23-3/8	24-3/8	6,369	250



GLOSS	
Product #	Color
J463423-5RD-RB	Safety Red



Recessed aluminum extruded drawers.



Tubular lock and key.



400 lbs slide load.

GENERAL PURPOSE BOX WITH 3 DRAWERS

Quantity	Type	Length (in)	Depth (in)	Height (in)
1	Compartment	20	8-1/2	2-1/4
3	Drawer	18	7-1/4	1-1/2

Product #	# of Drawers	Color	Cubic Capacity (in)	Width (in)	Height (in)	Depth (in)	Weight (lbs)
J9993	3	Red	2,075	20-3/16	11-3/4	8-3/4	25





GENERAL PURPOSE BOXES WITH TRAY

- › Removable steel tote tray.



Product #	Color	Cubic Capacity (in)	Width (in)	Height (in)	Depth (in)	Weight (lbs)
J9954R	Safety Red	546	14	6-1/2	6	5
J9977R	Safety Red	931	19-1/2	7	8	8
J9975R	Safety Red	1,615	20	9-1/2	8-1/2	14
J9969R*	Safety Red	2,133	26	9-1/2	8-1/2	19

* Heavy-duty side handles.



HIP ROOF BOX WITH TRAY

- › Removable steel tote tray.
- › Double latch for strength.
- › Hip roof lid design.



Product #	Color	Cubic Capacity (in)	Width (in)	Height (in)	Depth (in)	Weight (lbs)
J9971R	Safety Red	931	19	7	7	8.0

CARPENTER'S BOX

- › Removable steel tote tray.
- › Extra wide for large tools.
- › Double latch for strength.
- › Padlockable center hasp for security.
- › Heavy-duty side handles.



Product #	Color	Cubic Capacity (in)	Length (in)	Height (in)	Depth (in)	Overall Length (in)	Weight (lbs)
J9979-NA	Brown	2,584	32	9-1/2	8-1/2	32	24



CANTILEVER BOX

- › 4 trays - 2 with covers.
- › Trays swing out for easy tool access.



Product #	Color	Cubic Capacity (in)	Height (in)	Depth (in)	Overall Length (in)	Weight (lbs)
J9951	Black	2,520	10	14	18	20



HEAVY-DUTY SET BOXES

- › Padlockable center hasp for security.
- › Side handles.



Product #	Color	Width (in)	Height (in)	Depth (in)	Weight (lbs)
J5694R	Safety Red	20-1/4	3-3/8	6-1/2	11.0
J5695R	Safety Red	20-1/8	3-3/8	7-15/16	13.0
J5696R	Safety Red	25-3/16	4-1/16	9-1/16	18.0
J5697R	Safety Red	26-3/4	4	14-1/2	24.0
J5894R	Safety Red	31-13/16	3-9/16	10-7/16	13.0
J5896R	Safety Red	35-3/8	5-1/2	15-3/16	33.0



SET BOXES

- › These set boxes are used to store Socket Sets in your Tool Box or Utility Cart.
- › They also make it convenient and easy to transport a full set of sockets to the job.



Product #	Color	Width (in)	Height (in)	Depth (in)	Weight (lbs)
J4795R	Safety Red	7	1-1/4	3-7/16	0.75
J4029R	Safety Red	7-1/2	1-5/8	7-3/4	1.50
J5299R	Safety Red	10-3/8	1-5/8	4-7/16	1.36
J4797R	Safety Red	10-15/16	1-1/4	3-11/16	1.17
J4019R	Safety Red	12	1-3/4	11-3/4	3.50
J05400	Safety Red	14-1/2	2-11/16	5-3/4	2.90
J5298R	Safety Red	17-5/16	1-7/8	5-5/16	2.60
J5496R	Safety Red	19	3-7/8	6-1/4	4.00
J5497R	Safety Red	23	2-3/16	8	5.20





STRUCTURAL FOAM BOXES

- › Will not dent or chip.
- › Rust-resistant.
- › Structural foam construction.
- › Removable tote tray.



Product #	Cubic				
	Capacity (in)	Height (in)	Depth (in)	Length (in)	Weight (lbs)
J9901	1,502	10-1/2	8-3/4	20	8.00
J9902	2,037	10-1/2	8-3/4	26	10.50



FACOM® PLASTIC TOOL BOX



Product #	Height (in)	Width (in)	Length (in)	Weight (lbs)
BP.P26	10-3/4	10-5/8	25-39/64	6.97

TOOL BOXES & BAGS

TOOL BACKPACK WITH REMOVABLE TOTE

- › Durable 1,200 x 1,200 denier fabric.
- › Rigid and waterproof plastic bottom.
- › Ergonomically designed padded straps and back support provide comfort and durability.
- › Internal storage compartments for maximum organization.
- › Convenient laptop storage included.
- › Quick carry tool pouch included for easy transport of commonly used tools.



Product #	Height (in)	Depth (in)	Width (in)	Weight (lbs)
J114BP	18	11	14	4.50

OPEN TOTE TOOL BAG

- › Durable 1,200 x 1,200 denier fabric.
- › Rigid and waterproof plastic bottom.
- › Ergonomically designed leather handle.
- › 14 Internal storage loops for maximum organization.
- › Special storage partition for 12 screwdrivers.
- › 10 External storage pockets.
- › Adjustable saw compartment with self-adhesive strips.
- › Weather flap protects tools and conveniently tucks away.



Product #	Height (in)	Depth (in)	Overall Length (in)	Weight (lbs)
J120TB	14-1/2	9-1/2	19-1/2	7.00

EXPRESS TOOLMAT™

- › Keeps tools in designated area which prevents foreign object damage and loss control.
- › Detachable safety sign and reflecting tape on the edges, keeping working space protected and visible.
- › Cushioned mat provides comfort when working on knees.
- › Tape mechanism provides easy and fast opening and closing.
- › Easy to carry with shoulder strap and comfort handles.
- › Internal VELCRO® straps for easy adjustability.



Tools Not Included



Product #	Size Closed (in)	Size Open (in)
J95040	15-5/8 x 15-5/8 x 15-5/8	44-3/8 x 43-3/4

ZIPPER CLOSURE TOOL BAGS

- › One piece construction of water resistant polyester.
- › Heavy-duty zipper.
- › Ideal for storing pliers, wrenches, screwdrivers and other small tools and instruments.

Product #	Size (in)	Weight (lbs)
J95305	12" x 7"	0.21
J95306	8-1/2" x 7"	0.28



PROFESSIONAL EXTRA HEAVY-DUTY LEATHER REINFORCED TOOL BAGS

- › Rugged water resistant polyester reinforced with top grain leather bottom.
- › One-piece construction riveted to 12 gauge steel hinged frame.
- › Riveted reinforced leather handles and retaining straps.
- › Water-resistant fiber board bottom.
- › 9" x 11" reinforced inside pocket.
- › 6 metal studs to protect outside bottom wear.

Product #	Depth (in)	Overall Length (in)	Weight (lbs)
J95322	8	24	4.25
J95327	17	27	4.94



PROFESSIONAL HEAVY-DUTY REINFORCED TOOL BAGS WITH VINYL BOTTOM

- › Rugged, water resistant polyester reinforced with tough vinyl bottom.
- › One-piece construction riveted to 12 gauge steel hinged frame.
- › Riveted reinforced leather handles and retaining straps.
- › Water-resistant fiber board bottom.
- › 6 metal studs to protect outside bottom wear.

Product #	Length (in)	Depth (in)	Overall Length (in)	Weight (lbs)
J95311	18	9	18	2.73
J95316	20	10-1/4	20	3.24





STRAIGHT WALL UTILITY BUCKETS

- › Rugged water resistant polyester.
- › Polypropylene rope handles reinforced at top ring.
- › 8" x 7" inside pocket.
- › Heavy-duty die cast swivel snap hook.

Product #	Height (in)	Diameter (in)	Weight (lbs)
J95336	17	12	1.64



FACOM® TOOL CASE WITH DRAWERS

- › Removable bin with transport handle.

Product #	Length (in)	Height (in)	Width (in)	Weight (lbs)
BV.5A	17-17/32	7	13	10.14



FACOM® TOOL CASE

Product #	Length (in)	Height (in)	Width (in)	Weight (lbs)
BV.7A	17-1/2	7-1/4	13	8.38



FACOM® LEATHER TOOL BAG

Product #	Length (in)	Width (in)	Height (in)	Weight (lbs)
BV.100	13-3/4	6-1/4	5-3/8	1.12



CANVAS TOOL POUCHES

- › Red canvas.
- › Stitched and reinforced edges for strength.
- › Reinforced pockets.
- › Tie strap closure.



Product #	# of Pockets	Width (in)	Overall Length (in)	Weight (lbs)
J25TR01C	7	7	12	0.15
J25TR02C	12	6-1/2	7-1/2	0.15
J25TR03C	7	6	10	0.13
J25TR04C	5	10	14	0.18
J25TR05C	10	10	14	0.29
J25TR06C	5	9	12	0.10
J25TR07C	7	10	11	0.12
J25TR08C	14	12	15	0.36
J25TR09C	9	5	9	0.12
J25TR10C	13	7	12	0.09
J25TR11C	1	4.5	7	0.04
J25TR12C	8	6	7	0.05
J25TR13C	11	8	10	0.16
J25TR15C	5	6.3	8-13/16	0.08
J25TR16C	8	6.9	12-1/2	0.14
J25TR17C	3	6	10	0.07
J25TR18C	4	7	7	0.10
J25TR19C	6	7.5	12-5/16	0.18
J25TR20C	10	10	11-11/16	0.45
J25TR21C	26	11	16-1/2	0.47
J25TR22C	3	7.5	10	0.20
J25TR23C	7	6	9	0.12
J25TR24C	7	6.5	9-1/2	0.12
J25TR25C	6	5	8	0.09
J25TR26C	9	5	9-1/2	0.06
J25TR27C	8	8	9	0.31
J25TR28C	10	9	13	0.22
J25TR29C	7	8.7	11-11/16	0.15
J25TR30C	5	6.2	12	0.08
J25TR31C	7	7.3	8	0.08
J25TR32C	7	10	12	0.23
J25TR33C	7	7	11	0.17
J25TR34C	15	11	15	0.58
J25TR35C	9	13	12	0.17
J25TR36C	17	9	11	0.47
J25TR37C	7	8	11	0.17



Product #	# of Pockets	Width (in)	Overall Length (in)	Weight (lbs)
J25TR38C	9	12	13	0.17
J25TR39C	10	10	15	0.29
J25TR40C	14	9	13	0.30
J25TR41C	15	9	12	0.57
J25TR42C	18	11	13	0.51
J25TR43C	7	13	12	0.18
J25TR44C	11	9	13	0.41
J25TR46C	6	8.5	9-1/10	0.13
J25TR47C	4	7.5	11	0.22
J25TR49C	5	4.7	6-3/32	0.02
J25TR50C	1	3-21/64	6-1/3	0.03
J25TR52C	5	9	10	0.20
J25TR53C	3	5.5	10-1/4	0.07
J25TR54C	3	6.7	15-1/2	0.11
J25TR55C	4	10.5	9	0.26
J25TR56C	4	10.5	12-1/2	0.26
J25TR57C	18	12	17	0.61
J25TR58C	11	11	15-1/2	0.28
J25TR59C	20	12	17	0.62
J25TR60C	14	13	17	0.30
J25TR61C	8	7.5	14	0.16
J25TR67C	10	11	15-1/2	0.28
J25TR69C	11	8	9-1/2	0.10
J25TR70C	14	9.5	10-1/2	0.14
J25TR71C	9	7.5	9-1/2	0.11
J25TR72C	13	9.3	12	0.17
J25TR73C	8	8.7	12-1/2	0.15
J25TR74C	12	12	12-1/2	0.20
J25TR76C	14	13.5	18	0.32
J25TR77C	12	12	12-8/10	0.20
J25TR78C	20	12.7	17-7/10	0.54
J25TR79C	9	6	14-3/10	0.14
J25TR80C	22	12.7	17	0.65
J25TR81C	13	10.4	12-7/10	0.20
JSCV9SP	9	3	12-1/2	0.20





11-POCKET PROFESSIONAL CONSTRUCTION POUCH

- › 2 extra capacity deep flared main pockets.
- › 2 outer pockets.
- › 6 small utility pockets.
- › 2 extra thick hammer or hatchet loops.
- › 1 25"/30" tape ruler holder.
- › Belt adjusts to waists up to 50".

Product #	Weight (lbs)
J95120	1.52



2-POCKET WAIST APRON

- › Heavy-duty water resistant polyester.
- › Triple-stitched bindings and waist ties.
- › New Header Card included.

Product #	Width (in)	Overall Length (in)	Weight (lbs)
J95350	6	9	0.28



14 POCKET LEATHER EXTRA CAPACITY ELECTRICIAN'S TOOL POUCH

- › 10" x 10".
- › 4 Large gusseted utility pockets and 2 preformed pliers pockets.
- › 4 Screwdriver slots, 12" tape rule holder, secured T-type tape holder with swivel rivet.
- › 2" Belt slots.
- › Sectioned pocket for torpedo level, multi-purpose tool snap, scratch awl pocket and pencil holders.
- › Heavy-duty, top grain leather.

Product #	Overall Length (in)	Weight (in)
J95030	11	1.43



LEATHER TOOL HOLDERS

- › 2-1/2" belt slots.
- › Heavy-duty, top grain leather.

Product #	Item	Weight (lbs)
J95151	Hammer Holster	0.25
J95165	Utility Knife Holder	0.17
J95170	2-Pocket Leather Cable Splicer Holder	0.17
J95218	Folding Knife Blade Sheath	0.12
J95260	Flashlight Holder	0.11
J95160	Tool Holder	0.17
J95140	Tape Measure Holder	0.20



J95151



J95165



J95170



J95218



J95260

Accepts "D" size flashlights



J95160



J95140

Fits 25' & 30' tapes.

ADJUSTABLE WEB BELTS

- › Fully adjustable.
- › Fits waist size up to 50".
- › Riveted clasp and buckle holds firmly but permits easy release.
- › For use with tool pouches and holders.

Product #	Size (in)	Weight (lbs)
J95230	up to 50"	0.25



LEATHERWORK BELTS

- › Heavy-duty top grain saddle leather. Extra strong double tongue roller buckle.
- › Attractive embossed basket weave design.

Product #	Size (in)	Weight (lbs)
J95237	40" - 48"	0.54
J95238	46" - 52"	0.65



FACOM® SAFETY GLOVES

- › Silicon leather to help provide mechanical protection.
- › Worn over latex insulating gloves.

Product #	Size (in)	Length (in)	Weight (lbs)
BC.109VSE	9	11-13/16	0.36
BC.110VSE	10	12-19/32	0.36




CONTENTS

TECHNICIAN MAINTENANCE SETS	118-167
ADVANCED MAINTENANCE SETS	168-187
INTERMEDIATE SETS	188-205
STARTER SETS	206-219
SMALL TOOL SET	220-221
METRIC ADD-ON SET	222-223
HEAVY EQUIPMENT SETS	224-227
RAILROAD SETS	228-238
HVAC SETS	239-242
PLUMBER'S SET	243
TOOL SET	244

1258 PIECE MASTER TECHNICIAN MAINTENANCE SET

- › 1/4", 3/8", 1/2", 3/4" Drive tools.
- › Designed for fastener sizes 1/16" - 2-3/8", 2 mm - 26 mm.
- › 664 - Sockets and Accessories
- › 241 - Wrenches
- › 51 - Striking and Struck Tools
- › 42 - Pliers and Snips
- › 91 - Screwdrivers
- › 172 - Miscellaneous Tools
- › Modules contained: JCS-MAS-1, JCS-MAS-2, JCS-MAS-3, JCS-MAS-4, JCS-MAS-5, JCS-MAS-6, JCS-MAS-7.
- › Weight (lbs): 614.0 (Tools Only)

Tools Only



JCS-1258MAS

With Workstation J556646-12SG



JCS-1258MASBX1A

With Workstation J545442-14SG and Top Chest J545423-12SG



JCS-1258MASBX2A





Contents	Description
J55-515	Pry Bar, Wonder Bar®, 12-3/4"
J60002	Bit, Insert #1 Phillips 1/4" Hex
J60008	Bit, Insert #2 Phillips 1/4" Hex
J60020	Bit, Insert #3 Phillips 1/4" Hex
J60050	Bit, Insert #1 Phillips 5/16" Hex
J60052	Bit, Insert #2 Phillips 5/16" Hex
J60054	Bit, Insert #3 Phillips 5/16" Hex
J60256	Bit, Insert 10F-12R Slot 5/16" Hex
J60262	Bit, Insert 14F-16R Slot 5/16" Hex
J6930	Bit Holder 3/8" DR 5/16" Hex
J6931	Bit Holder 3/8" DR 1/4" Hex
J60202	Bit, Insert 3/16" Slotted 1/4" Hex
J60208	Bit, Insert 9/32" Slotted 1/4" Hex
J61906	Insert/Power Bit Set 38 PC
J4968PB	Case, Blow Molded Red
J7099AB	Case, Blow Molded Red
J9200DPB	Case, Blow Molded Red
J9500BPB	Box, Blow Molded
J86A1/2S2	Chisel, Cold 5/8"
J86A1/4S2	Chisel, Cold 5/16"
J86A1X8S2	Chisel, Cold 1-3/16"
J86A3/16S2	Chisel, Cold 1/4"
J86A3/4X8S2	Chisel, Cold 7/8"
J86A5/16S2	Chisel, Cold 3/8"
J86A5/8S2	Chisel, Cold 3/4"
J86A7/16S2	Chisel, Cold 1/2"
J86A7/8X8S2	Chisel, Cold 1"
J404	C-Clamp, Standard Service Deep Throat Screw - 0-4"
J406	C-Clamp, Standard Service Deep Throat Screw - 0-6"
J7099	Driver, Hand Impact 3/8" DR 5-1/2"
J4759	Extension, 1/4" DR 2"
J4759L	Extension, Locking 1/4" DR 2"
J4759W	Extension, Wobble 1/4" DR 2"
J4760	Extension, 1/4" DR 3"
J4760W	Extension, Wobble 1/4" DR 3"
J4761	Extension, 1/4" DR 6"
J5260	Extension, 3/8" DR 3"
J5260-06	Extension, 3/8" DR 6"
J5262	Extension, 3/8" DR 12"
J5460	Extension, 1/2" DR 2-1/2"
J5461	Extension, 1/2" DR 5"
J5463	Extension, 1/2" DR 10"
J5660	Extension, 3/4" DR 4"
J5661	Extension, 3/4" DR 8"
J5663	Extension, 3/4" DR 16"
J69X00	Extractor, Bolt Set 10 PC
J4765	Extension, Flexible 1/4" DR 6-1/4"
J5268	Extension, Flexible 3/8" DR 8"
J4761L	Extension, Locking 1/4" DR 6"
J5260-06L	Extension, Locking 3/8" DR 6"
J5262L	Extension, Locking 3/8" DR 12"
J5461L	Extension, Locking 1/2" DR 5"
J5463L	Extension, Locking 1/2" DR 10"
J5260-06W	Extension, Wobble 3/8" DR 6"
J5260W	Extension, Wobble 3/8" DR 3"

Contents	Description
J5261W	Extension, Wobble 3/8" DR 8"
J5460W	Extension, Wobble 1/2" DR 2-1/2"
J5461W	Extension, Wobble 1/2" DR 5"
J5463W	Extension, Wobble 1/2" DR 10"
J000AA	Feeler Gauge, Master Set 25 Blade
J000D	Feeler Gauge, Ignition 10 Blade Set
J2302	File, Ignition Point
95-112B	Flashlight, LED Tripod
J351	Tool, Tubing Flaring
DWHT81426	Flashlight, 350-Lumen
28-240	Putty Knife, Nylon Handle, Flexible 1-1/4"
28-540	Putty Knife, Wood Handle, Flexible 1-1/4"
20-531	Hacksaw, FATMAX® High-Tension 12"
15-809	Saw, Metal Mini-Hack™ Utility
J1308AVP	Hammer, Ball Pein, Anti-Vibe® 8 oz.
J1316AVP	Hammer, Ball Pein, Anti-Vibe® 16 oz.
J1332AVP	Hammer, Ball Pein, Anti-Vibe® 32 oz.
J1430G	Hammer, Brass 1.5 Lb.
J57-530	Hammer, Dead Blow Combo Face 15 oz.
J57-531	Hammer, Dead Blow Combo Face 21 oz.
J57-532	Hammer, Dead Blow Combo Face 28 oz.
J57-534	Hammer, Dead Blow Combo Face 56 oz.
JSF150	Hammer, Soft Face 13-1/2" w/out Tips SF15
JSF15H	Tip, Hammer, Surface Protective 1-1/2" Hard
JSF15M	Tip, Hammer, Surface Protective 1-1/2" Medium
JSF15MH	Tip, Hammer, Surface Protective 1-1/2" Medium Hard
JSF15S	Tip, Hammer, Surface Protective 1-1/2" Soft
JSF15SS	Tip, Hammer, Surface Protective 1-1/2" Super Soft
JSF15T	Tip, Hammer, Surface Protective 1-1/2" Tough
JSF15XH	Tip, Hammer, Surface Protective 1-1/2" Extra Hard
JSF250	Hammer, Soft Face 16-1/2" w/out Tips SF25
JSF25H	Tip, Hammer, Surface Protective 2-1/2" Hard
JSF25M	Tip, Hammer, Surface Protective 2-1/2" Medium
JSF25MH	Tip, Hammer, Surface Protective 2-1/2" Medium Hard
JSF25T	Tip, Hammer, Surface Protective 2-1/2" Tough
JSF25XH	Tip, Hammer, Surface Protective 2-1/2" Extra Hard
J4766	Handle, Hinge 1/4" DR 5-3/4"
J5265	Handle, Hinge 3/8" DR 8-1/2"
J5468	Handle, Hinge 1/2" DR 18-5/8"
J5668	Handle, Hinge 3/4" DR 20"
J4785	Handle, Sliding-T 1/4" DR
J5285	Handle, Sliding-T 3/8" DR
J5485	Handle, Sliding-T 1/2" DR
J5685	Handle, Sliding-T 1" DR
J4780AG	Handle, Speed 1/4" DR
J5280AG	Handle, Speed 3/8" DR 15-1/2"
J5480AG	Handle, Speed 1/2" DR
J4968	Hex Key Set, T-Handle 11 PC
J4980	Hex Key Set, 13 PC
J4969	Hex Key Set, T-Handle Metric 6 PC
J4984	Hex Key Set, Metric 9 PC
J2108S2	Holder, Punch and Chisel
10-099	Knife, Classic 99® Retractable Blade Utility, Gray
10-189C	Knife, Self Retracting Safety Blade Utility
FMHT10311	Knife, FATMAX® Folding Pocket 7-5/8"

1258 PIECE MASTER TECHNICIAN MAINTENANCE SET (CONT'D)

Product #: **JCS-1258MAS**

Contents	Description
FMHT43610	Level, FATMAX® Magnetic Cast Torpedo 9"
J1368	Mallet, Rubber
J2371	Mirror, Inspection Oval
J2373	Mirror, Rectangular Telescoping 2-1/8"
J9206	Nut Driver, 3/16" x 2-3/4"
J9207	Nut Driver, 7/32" x 2-3/4"
J9208	Nut Driver, 1/4" x 2-3/4"
J9209	Nut Driver, 9/32" x 2-3/4"
J9210	Nut Driver, 5/16" x 2-3/4"
J9211	Nut Driver, 11/32" x 2-3/4"
J9212	Nut Driver, 3/8" x 2-3/4"
J9214	Nut Driver 7/16" x 2-3/4"
J9216	Nut Driver, 1/2" x 2-3/4"
J9218	Nut Driver, 9/16" x 2-3/4"
J9220	Nut Driver, 5/8" x 2-3/4"
JN0404RM	Nut Driver, 4 mm x 4"
JN0504RM	Nut Driver, 5 mm x 4"
JN0604RM	Nut Driver, 6 mm x 4"
JN0704RM	Nut Driver, 7 mm x 4"
JN0804RM	Nut Driver, 8 mm x 4"
JN0904RM	Nut Driver, 9 mm x 4"
JN1004RM	Nut Driver, 10 mm x 4"
JN1104RM	Nut Driver, 11 mm x 4"
JN1204RM	Nut Driver, 12 mm x 4"
JN1304RM	Nut Driver, 13 mm x 4"
JN1404RM	Nut Driver, 14 mm x 4"
JN5504RM	Nut Driver, 5.5 mm x 4"
J2381	Pick, Cotter Pin Puller
J2380	Pick, 45 Degree Hook
J2382	Pick, 90 Degree Hook
J2383	Pick, Curved Hook
J206G	Pliers, Diagonal Cutting w/ Grip 6-1/16"
J209G	Pliers, Diagonal Cutting HD w/ Grip 7-5/16"
J222G	Pliers, Needle Nose Long Thin 6-1/16"
J225G	Pliers, Bent Nose 6-5/16"
J226G	Pliers, Needle Nose w/ Cutter 6-5/8"
J227G	Pliers, Duckbill w/ Grip 7-25/32"
J235	Pliers, Small Angle Nose w/ Grip 5-1/4"
J252G	Pliers, Hose Clamp w/ Grip 7-3/4"
J260SGXL	Pliers, XL Series Groove Joint w/ Grip 10"
J261SGXL	Pliers, XL Series Groove Joint w/ Grip 5"
J262SGXL	Pliers, XL Series Groove Joint w/ Grip 7"
J265SGXL	Pliers, XL Series Groove Joint w/ Grip 16"
J268G	Pliers, Lineman's w/ Grip 8-5/8"
J272G	Pliers, End Cutting High Leverage 8-1/4"
J276GXL	Pliers, XL Series Combo Slip-Joint w/ Grip 6"
J278GXL	Pliers, XL Series Combo Slip-Joint w/ Grip 8"
J2806SMP	Pliers, Miniature Set 6 PC
J286LNXL	Pliers, Locking Mini Long Nose 6-29/32"
J291XL	Pliers, Locking Straight Jaw 7-15/32"
J292XL	Pliers, Locking Curved Jaw 9-1/4"
J298	Pliers, Wire Strippers 8-1/4"
J360A	Pliers, Convertible Retaining Ring, Set 6 PC

Contents	Description
J2120S2	Pry Bar, Aligning 18"
J2124	Pry Bar, Aligning 24"
J2126S2	Pry Bar, Rolling Head 12"
J2130S2	Pry Bar, Rolling Head 16"
J2142	Pry Bar, Large Handle 18"
J2146	Pry Bar, Large Handle 28"
J4005C	Puller, Cap Screw 3/8" - 24 UNC x 3"
J4011S	Puller, Spring Clip
J4012T	Puller, Tip Detachable
J4016A	Puller, Jaw 10 Ton Dual-Reach
J4017	Puller, Jaw 10 Ton Narrow
J4018	Puller, Jaw 10 Ton Cap Screw
J4021S	Puller, Spring Clip
J4022T	Puller, Tip Detachable Standard
J4026A	Puller, Jaw 6 Ton
J4027	Puller, Jaw 6 Ton Narrow
J4028	Puller, Cap Screw
J4040-1	Puller, Step Plate 3/4"
J4040-10	Puller, Step Plate 1-7/8"
J4040-11	Puller, Step Plate 2"
J4040-12	Puller, Step Plate 2-1/8"
J4040-13	Puller, Step Plate 2-1/4"
J4040-14	Puller, Step Plate 2-3/8"
J4040-2	Puller, Step Plate 7/8"
J4040-3	Puller, Step Plate 1"
J4040-4	Puller, Step Plate 1-1/8"
J4040-5	Puller, Step Plate 1-1/4"
J4040-6	Puller, Step Plate 1-3/8"
J4040-7	Puller, Step Plate 1-1/2"
J4040-8	Puller, Step Plate 1-5/8"
J4040-9	Puller, Step Plate 1-3/4"
J4055H	Puller, Slide Hammer 5 lb.
J4056-2	Puller, Jaw Inside 2" Reach
J4056-4	Puller, Jaw Reversible 4" Reach
J4056-6	Puller, Jaw Reversible 6" Reach
J4056PN	Puller, Pin Pivot
J4205B	Puller, Slotted Cross Arm
J4205E	Puller, Screw Cap
J4205S	Puller, Screw Forcing Acme
J4206SC	Puller, Slotted Cross Arm
J4208CA	Puller, Cross Arm 6 Ton 2 Way
J4209JB	Puller, 6 Ton Jaw Block
J4209LS	Puller, Jaw Block Lock Screw
J4210RJ	Puller, 6 Ton Jaw Reversible
J4225S	Puller, Screw Forcing Acme
J4226CA	Puller, Cross Arm 2 Way
J4227CA	Puller, Cross Arm 3 Way
J4229JB	Puller, 10 Ton Jaw Block
J4229LS	Puller, Jaw Block Lock Screw
J4230RJ	Puller, Jaw 10 Ton Reversible
J4250B	Puller, Yoke 2 Way Acme Threader
J4250N	Puller, Nut Adjustable Reversible
J4255B	Puller, Yoke 3 Way Jaw ACM



Contents	Description
J4256S	Puller, Jaw Inside Hook
J4260H	Puller, Slide Hammer 2-1/2"
J4260R	Puller, Handle T-Rod Acme
J4275R	Puller, Rod Slide Acme Threader
J4277B	Puller, Rear Axle Flange F
J4280B	Puller, Blind Bearing Coll
J4280S	Puller, Blind Bearing Screw
J4331N	Puller, Nut Hex
J4331P	Puller, Separator Plate
J4331R	Puller, Screw Cap
J4333AR	Puller, Rod Threader 3/4"-16 UNF x 13
J4333N	Puller, Nut Hex
J4333P	Puller, Separator Plate
J411/2S2	Punch, Center 1/2"
J413/8S2	Punch, Center 3/8"
J445/16S2	Punch, Prick 5/16"
J471/2X1/4S2	Punch, Pin 1/4"
J471/4X3/32S2	Punch, Pin 3/32"
J473/8X3/16S2	Punch, Pin 3/16"
J475/16X1/8S2	Punch, Pin 1/8"
J475/16X5/32S2	Punch, Pin 5/32"
J477/16X7/32S2	Punch, Pin 7/32"
J501/2S2	Punch, Starting 1/4"
J501/4S2	Punch, Starting 3/32"
J503/8S2	Punch, Starting 3/16"vw
J505/16S2	Punch, Starting 1/8"
J507/16S2	Punch, Starting 7/32"
J961/2S2	Punch, Drift 1/4"
J963/8S2	Punch, Drift 3/16"
J965/16S2	Punch, Drift 1/8"
J5247	Ratchet, Adapter 3/8" DR
J5447	Ratchet, Adapter 1/2" DR
J5649	Ratchet, Classic Pear Head 3/4" DR 20"
J5257F	Ratchet, Flex Head 3/8" DR 8-1/2"
J5457F	Ratchet, Flex Head 1/2" DR 17-3/32"
J5250XL	Ratchet, Long Premium Pear Head 3/8" DR 11"
J5450XL	Ratchet, Long Premium Pear Head 1/2" DR 15"
J4749XL	Ratchet, Premium Pear Head 1/4" DR 6-11/16"
J5249XL	Ratchet, Premium Pear Head 3/8" DR 8-1/2"
J5449XL	Ratchet, Premium Pear Head 1/2" DR 10-1/2"
J2375	Retriever Tool, Pocket Magnetic 16-3/4 - 26-3/4"
J2342	Scraper, Carbon 1"
J2343	Scraper, Carbon 1-1/2"
J9521	Extractor, Screw 1/8"
J9522	Extractor, Screw 3/16"
J9523	Extractor, Screw 15/64"
J9524	Extractor, Screw 5/16"
J9525	Extractor, Screw 3/8"
J9525B	Extractor, Screw 15/32"
J9526	Extractor, Screw 9/16"
J9527	Extractor, Screw 21/32"
J9528	Extractor, Screw 13/16"
J9529	Extractor, Screw 1-1/16"
J9853	Screw Starter, Slotted 5-5/8"
J9884	Screw Starter, Phillips 5-3/4"

Contents	Description
66-039	Screwdriver Set, Jewelers Precision 6 PC
J9320	Bit Set, Screwdriver, Ratcheting Magnetic 5 PC
JC31604R	Screwdriver, Slotted Cabinet Round 3/16" x 4"
JC31608R	Screwdriver, Slotted Cabinet Round 3/16" x 8"
JCP1803R	Screwdriver, Slotted Cabinet Round 1/8" x 3"
JCP1804R	Screwdriver, Slotted Cabinet Round 1/8" x 4"
JCP1808R	Screwdriver, Slotted Cabinet Round 1/8" x 8"
JKB1404RP	Screwdriver, Slotted Round 1/4" x 4"
JK14112R	Screwdriver, Slotted Round Stubby 1/4" x 1-1/2"
JKB31604RP	Screwdriver, Slotted Round 3/16" x 4"
JKB3808RP	Screwdriver, Slotted Round 3/8" x 8"
JKB3812RP	Screwdriver, Slotted Round 3/8" x 12"
JKB51606RP	Screwdriver, Slotted Round 5/16" x 6"
JP0103R	Screwdriver, Phillips Round # 1 x 3"
JP0108R	Screwdriver, Phillips Round # 1 x 8"
JP0204R	Screwdriver, Phillips Round # 2 x 4"
JP0208R	Screwdriver, Phillips Round # 2 x 8"
JP02112R	Screwdriver, Phillips Round Stubby # 2 x 1-1/2"
JP0306R	Screwdriver, Phillips Round # 3 x 6"
JP0408R	Screwdriver, Phillips Round # 4 x 8"
JPP0003R	Screwdriver, Phillips Round # 0 x 3"
JT10314R	Screwdriver, Torx® Round T10 x 3-1/2"
JT15314R	Screwdriver, Torx® Round T15 x 3-1/2"
JT20314R	Screwdriver, Torx® Round T20 x 3-1/2"
JT25314R	Screwdriver, Torx® Round T25 x 3-1/2"
JT2704R	Screwdriver, Torx® Round T27 x 4"
JT3004R	Screwdriver, Torx® Round T30 x 4"
JT4006R	Screwdriver, Torx® Round T40 x 6"
JT4506R	Screwdriver, Torx® Round T45 x 6"
JT8314R	Screwdriver, Torx® Round T8 x 3-1/2"
66-101	Screwdriver, 100 Plus® Standard Slotted Pocket 1/8" x 2"
J9300MS	Screwdriver Magnetic Bit Holder 1/4"
J95218	Sheath, Folding Knife - Leather
J303L	Snips, Aviation Left
J303R	Snips, Aviation Right
J303S	Snips, Aviation Straight
J307	Snips, Duckbill 7"
J308	Snips, Miniature 6-1/2"
J322	Snips, Straight Cutting 12-3/4"
J334	Snips, Combination 14"
J5246	Socket, Bit Screwdriver Slotted 3/8" DR 1/4"
J07512	Socket, Impact 3/4" DR 3/4" 6 PT
J07513	Socket, Impact 3/4" DR 13/16" 6 PT
J07514	Socket, Impact 3/4" DR 7/8" 6 PT
J07515	Socket, Impact 3/4" DR 15/16" 6 PT
J07516	Socket, Impact 3/4" DR 1" 6 PT
J07517	Socket, Impact 3/4" DR 1-1/16" 6 PT
J07518	Socket, Impact 3/4" DR 1-1/8" 6 PT
J07519	Socket, Impact 3/4" DR 1-3/16" 6 PT
J07520	Socket, Impact 3/4" DR 1-1/4" 6 PT
J07521	Socket, Impact 3/4" DR 1-5/16" 6 PT
J4705	Socket, 1/4" DR 5/32" 6 PT
J4706	Socket, 1/4" DR 3/16" 6 PT
J4707	Socket, 1/4" DR 7/32" 6 PT
J4708	Socket, 1/4" DR 1/4" 6 PT



1258 PIECE MASTER TECHNICIAN MAINTENANCE SET (CONT'D)

Product #: **JCS-1258MAS**

Contents	Description
J4708S	Socket, 1/4" DR 1/4" 8 PT
J4709	Socket, 1/4" DR 9/32" 6 PT
J4710	Socket, 1/4" DR 5/16" 6 PT
J4710S	Socket, 1/4" DR 5/16" 8 PT
J4711	Socket, 1/4" DR 11/32" 6 PT
J4712	Socket, 1/4" DR 3/8" 6 PT
J4712S	Socket, 1/4" DR 3/8" 8 PT
J4714	Socket, 1/4" DR 7/16" 6 PT
J4716	Socket, 1/4" DR 1/2" 6 PT
J4718	Socket, 1/4" DR 9/16" 6 PT
J4706L	Socket, Deep 1/4" DR 3/16" 6 PT
J4707L	Socket, Deep 1/4" DR 7/32" 6 PT
J4708L	Socket, Deep 1/4" DR 1/4" 6 PT
J4709L	Socket, Deep 1/4" DR 9/32" 6 PT
J4710L	Socket, Deep 1/4" DR 5/16" 6 PT
J4711L	Socket, Deep 1/4" DR 11/32" 6 PT
J4712L	Socket, Deep 1/4" DR 3/8" 6 PT
J4714L	Socket, Deep 1/4" DR 1/2" 6 PT
J4716L	Socket, Deep 1/4" DR 7/16" 6 PT
J4718L	Socket, Deep 1/4" DR 9/16" 6 PT
J4743	Socket, Screwdriver Bit Slotted 1/4" DR 1/4"
J4744	Socket, Screwdriver Bit Slotted 1/4" DR 3/16"
J4745	Socket, Screwdriver Bit Slotted 1/4" DR 1/4"
J47701/16	Socket, Hex Bit 1/4" DR 1/16"
J47701/4	Socket, Hex Bit 1/4" DR 1/4"
J47701/8	Socket, Hex Bit 1/4" DR 1/8"
J47703/16	Socket, Hex Bit 1/4" DR 3/16"
J47703/32	Socket, Hex Bit 1/4" DR 3/32"
J47705/16	Socket, Hex Bit 1/4" DR 5/16"
J47705/32	Socket, Hex Bit 1/4" DR 5/32"
J47705/64	Socket, Hex Bit 1/4" DR 5/64"
J47707/32	Socket, Hex Bit 1/4" DR 7/32"
J47707/64	Socket, Hex Bit 1/4" DR 7/64"
J47709/64	Socket, Hex Bit 1/4" DR 9/64"
J4770TA	Socket, Universal 1/4" DR 7/32" 12 PT
J4771TA	Socket, Universal 1/4" DR 1/4" 12 PT
J4772TA	Socket, Universal 1/4" DR 5/16" 12 PT
J4773TA	Socket, Universal 1/4" DR 3/8" 12 PT
J4774TA	Socket, Universal 1/4" DR 7/16" 12 PT
J4775TA	Socket, Universal 1/4" DR 1/2" 12 PT
J4776TA	Socket, Universal 1/4" DR 9/16" 12 PT
J4777TA	Socket, Universal 1/4" DR 9/32" 12 PT
J4778TA	Socket, Universal 1/4" DR 11/32" 12 PT
J49901/4	Socket, Hex Bit 3/8" DR 1/4"
J49901/8	Socket, Hex Bit 3/8" DR 1/8"
J49903/16	Socket, Hex Bit 3/8" DR 3/16"
J49903/8	Socket, Hex Bit 3/8" DR 3/8"
J49905/16	Socket, Hex Bit 3/8" DR 5/16"
J49905/32	Socket, Hex Bit 3/8" DR 5/32"
J49907/32	Socket, Hex Bit 3/8" DR 7/32"
J5008	Socket, Deep 3/8" DR 1/4" 12 PT
J5008H	Socket, Deep 3/8" DR 1/4" 6 PT
J5010	Socket, Deep 3/8" DR 5/16" 12 PT

Contents	Description
J5010H	Socket, Deep 3/8" DR 5/16" 6 PT
J5012	Socket, Deep 3/8" DR 3/8" 12 PT
J5012H	Socket, Deep 3/8" DR 3/8" 6 PT
J5014	Socket, Deep 3/8" DR 7/16" 12 PT
J5014H	Socket, Deep 3/8" DR 7/16" 6 PT
J5016	Socket, Deep 3/8" DR 1/2" 12 PT
J5016H	Socket, Deep 3/8" DR 1/2" 6 PT
J5018	Socket, Deep 3/8" DR 9/16" 12 PT
J5018H	Socket, Deep 3/8" DR 9/16" 6 PT
J5020	Socket, Deep 3/8" DR 5/8" 12 PT
J5020H	Socket, Deep 3/8" DR 5/8" 6 PT
J5022	Socket, Deep 3/8" DR 11/16" 12 PT
J5022H	Socket, Deep 3/8" DR 11/16" 6 PT
J5024	Socket, Deep 3/8" DR 3/4" 12 PT
J5024H	Socket, Deep 3/8" DR 3/4" 6 PT
J5026	Socket, Deep 3/8" DR 13/16" 12 PT
J5026H	Socket, Deep 3/8" DR 13/16" 6 PT
J5028	Socket, Deep 3/8" DR 7/8" 12 PT
J5028H	Socket, Deep 3/8" DR 7/8" 6 PT
J5030	Socket, Deep 3/8" DR 15/16" 12 PT
J5030H	Socket, Deep 3/8" DR 15/16" 6 PT
J5032	Socket, Deep 3/8" DR 1" 12 PT
J5032H	Socket, Deep 3/8" DR 1" 6 PT
J5206H	Socket, Deep 3/8" DR 3/16" 6 PT
J5012DPL	Socket, Deep Spline #12 3/8" DR 3/8"
J5014DPL	Socket, Deep Spline #14 3/8" DR 7/16"
J5016DPL	Socket, Deep Spline #16 3/8" DR 1/2"
J5018DPL	Socket, Deep Spline #18 3/8" DR 9/16"
J5020DPL	Socket, Deep Spline #20 3/8" DR 5/8"
J5208	Socket, 3/8" DR 1/4" 12 PT
J5208H	Socket, 3/8" DR 1/4" 6 PT
J5208S	Socket, 3/8" DR 1/4" 8 PT
J5210	Socket, 3/8" DR 5/16" 12 PT
J5210H	Socket, 3/8" DR 5/16" 6 PT
J5210S	Socket, 3/8" DR 5/16" 8 PT
J5212	Socket, 3/8" DR 3/8" 12 PT
J5212H	Socket, 3/8" DR 3/8" 6 PT
J5212S	Socket, 3/8" DR 3/8" 8 PT
J5214	Socket, 3/8" DR 7/16" 12 PT
J5214H	Socket, 3/8" DR 7/16" 6 PT
J5214S	Socket, 3/8" DR 7/16" 8 PT
J5216	Socket, 3/8" DR 1/2" 12 PT
J5216H	Socket, 3/8" DR 1/2" 6 PT
J5216S	Socket, 3/8" DR 1/2" 8 PT
J5218	Socket, 3/8" DR 9/16" 12 PT
J5218H	Socket, 3/8" DR 9/16" 6 PT
J5220	Socket, 3/8" DR 5/8" 12 PT
J5220H	Socket, 3/8" DR 5/8" 6 PT
J5222	Socket, 3/8" DR 11/16" 12 PT
J5222H	Socket, 3/8" DR 11/16" 6 PT
J5224	Socket, 3/8" DR 3/4" 12 PT
J5224H	Socket, 3/8" DR 3/4" 6 PT
J5226	Socket, 3/8" DR 13/16" 12 PT
J5226H	Socket, 3/8" DR 13/16" 6 PT



Contents	Description
J5228	Socket, 3/8" DR 7/8" 12 PT
J5228H	Socket, 3/8" DR 7/8" 6 PT
J5230	Socket, 3/8" DR 15/16" 12 PT
J5230H	Socket, 3/8" DR 15/16" 6 PT
J5232	Socket, 3/8" DR 1" 12 PT
J5232H	Socket, 3/8" DR 1" 6 PT
J5212SPL	Socket, Spline #12 3/8" DR - 3/8"
J5214SPL	Socket, Spline #14 3/8" DR - 7/16"
J5216SPL	Socket, Spline #16 3/8" DR 1/2"
J5218SPL	Socket, Spline #18 3/8" DR - 9/16"
J5220SPL	Socket, Spline #20 3/8" DR - 5/8"
J5206HS	Socket, Super Short 3/8" DR 3/16" 6 PT
J5208HS	Socket, Super Short 3/8" DR 1/4" 6 PT
J5210HS	Socket, Super Short 3/8" DR 5/16" 6 PT
J5212HS	Socket, Super Short 3/8" DR 3/8" 6 PT
J5214HS	Socket, Super Short 3/8" DR 7/16" 6 PT
J5216HS	Socket, Super Short 3/8" DR 1/2" 6 PT
J5218HS	Socket, Super Short 3/8" DR 9/16" 6 PT
J5220HS	Socket, Super Short 3/8" DR 5/8" 6 PT
J5222HS	Socket, Super Short 3/8" DR 11/16" 6 PT
J5224HS	Socket, Super Short 3/8" DR 3/4" 6 PT
J5273A	Socket, Universal 3/8" DR 3/8" 12 PT
J5273HA	Socket, Universal 3/8" DR 3/8" 6 PT
J5274A	Socket, Universal 3/8" DR 7/16" 12 PT
J5274HA	Socket, Universal 3/8" DR 7/16" 6 PT
J5275A	Socket, Universal 3/8" DR 1/2" 12 PT
J5275HA	Socket, Universal 3/8" DR 1/2" 6 PT
J5276A	Socket, Universal 3/8" DR 9/16" 12 PT
J5276HA	Socket, Universal 3/8" DR 9/16" 6 PT
J5277A	Socket, Universal 3/8" DR 5/8" 12 PT
J5277HA	Socket, Universal 3/8" DR 5/8" 6 PT
J5278A	Socket, Universal 3/8" DR 11/16" 12 PT
J5278HA	Socket, Universal 3/8" DR 11/16" 6 PT
J5279A	Socket, Universal 3/8" DR 3/4" 12 PT
J5279HA	Socket, Universal 3/8" DR 3/4" 6 PT
J5312H	Socket, Deep 1/2" DR 3/8" 6 PT
J5314H	Socket, Deep 1/2" DR 7/16" 6 PT
J5316	Socket, Deep 1/2" DR 1/2" 12 PT
J5316H	Socket, Deep 1/2" DR 1/2" 6 PT
J5318	Socket, Deep 1/2" DR 9/16" 12 PT
J5318H	Socket, Deep 1/2" DR 9/16" 6 PT
J5320	Socket, Deep 1/2" DR 5/8" 12 PT
J5320H	Socket, Deep 1/2" DR 5/8" 6 PT
J5322	Socket, Deep 1/2" DR 11/16" 12 PT
J5322H	Socket, Deep 1/2" DR 11/16" 6 PT
J5324	Socket, Deep 1/2" DR 3/4" 12 PT
J5324H	Socket, Deep 1/2" DR 3/4" 6 PT
J5326	Socket, Deep 1/2" DR 13/16" 12 PT
J5326H	Socket, Deep 1/2" DR 13/16" 6 PT
J5328	Socket, Deep 1/2" DR 7/8" 12 PT
J5328H	Socket, Deep 1/2" DR 7/8" 6 PT
J5330	Socket, Deep 1/2" DR 15/16" 12 PT
J5330H	Socket, Deep 1/2" DR 5/16" 6 PT
J5332	Socket, Deep 1/2" DR 1" 12 PT

Contents	Description
J5332H	Socket, Deep 1/2" DR 1" 6 PT
J5334	Socket, Deep 1/2" DR 1-1/16" 12 PT
J5334H	Socket, Deep 1/2" DR 1-1/16" 6 PT
J5336	Socket, Deep 1/2" DR 1-1/8" 12 PT
J5336H	Socket, Deep 1/2" DR 1-1/8" 6 PT
J5338H	Socket, Deep 1/2" DR 1-3/16" 6 PT
J5340	Socket, Deep 1/2" DR 1-1/4" 12 PT
J5340H	Socket, Deep 1/2" DR 1-1/4" 6 PT
J5342H	Socket, Deep 1/2" DR 1-5/16" 6 PT
J5344H	Socket, Deep 1/2" DR 1-3/8" 6 PT
J5346H	Socket, Deep 1/2" DR 1-7/16" 6 PT
J5348H	Socket, Deep 1/2" DR 1-1/2" 6 PT
J5412	Socket, 1/2" DR 3/8" 12 PT
J5412H	Socket, 1/2" DR 3/8" 6 PT
J5412S	Socket, 1/2" DR 3/8" 8 PT
J5414	Socket, 1/2" DR 7/16" 12 PT
J5414H	Socket, 1/2" DR 7/16" 6 PT
J5414S	Socket, 1/2" DR 7/16" 8 PT
J5416	Socket, 1/2" DR 1/2" 12 PT
J5416H	Socket, 1/2" DR 1/2" 6 PT
J5416S	Socket, 1/2" DR 1/2" 8 PT
J5418	Socket, 1/2" DR 9/16" 12 PT
J5418H	Socket, 1/2" DR 9/16" 6 PT
J5418S	Socket, 1/2" DR 9/16" 8 PT
J5419	Socket, 1/2" DR 19/32" 12 PT
J5420	Socket, 1/2" DR 5/8" 12 PT
J5420H	Socket, 1/2" DR 5/8" 6 PT
J5420S	Socket, 1/2" DR 5/8" 8 PT
J5422	Socket, 1/2" DR 11/16" 12 PT
J5422H	Socket, 1/2" DR 11/16" 6 PT
J5422S	Socket, 1/2" DR 11/16" 8 PT
J5424	Socket, 1/2" DR 3/4" 12 PT
J5424H	Socket, 1/2" DR 3/4" 6 PT
J5424S	Socket, 1/2" DR 3/4" 8 PT
J5425	Socket, 1/2" DR 25/32" 12 PT
J5426	Socket, 1/2" DR 13/16" 12 PT
J5426H	Socket, 1/2" DR 13/16" 6 PT
J5426S	Socket, 1/2" DR 13/16" 8 PT
J5428	Socket, 1/2" DR 7/8" 12 PT
J5428H	Socket, 1/2" DR 7/8" 6 PT
J5428S	Socket, 1/2" DR 7/8" 8 PT
J5429	Socket, 1/2" DR 29/32" 12 PT
J5430	Socket, 1/2" DR 15/16" 12 PT
J5430H	Socket, 1/2" DR 15/16" 6 PT
J5432	Socket, 1/2" DR 1" 12 PT
J5432H	Socket, 1/2" DR 1" 6 PT
J5432S	Socket, 1/2" DR 1" 8 PT
J5434	Socket, 1/2" DR 1-1/16" 12 PT
J5434H	Socket, 1/2" DR 1-1/16" 6 PT
J5436	Socket, 1/2" DR 1-1/8" 12 PT
J5436H	Socket, 1/2" DR 1-1/8" 6 PT
J5438	Socket, 1/2" DR 1-3/16" 12 PT
J5438H	Socket, 1/2" DR 1-3/16" 6 PT
J5440	Socket, 1/2" DR 1-1/4" 12 PT



1258 PIECE MASTER TECHNICIAN MAINTENANCE SET (CONT'D)

Product #: **JCS-1258MAS**

TECHNICIAN MAINTENANCE SETS

Contents	Description
J5440H	Socket, 1/2" DR 1-1/4" 6 PT
J54411/2	Socket, Hex Bit 1/2" DR 1/2"
J54411/4	Socket, Hex Bit 1/2" DR 1/4"
J54413/8	Socket, Hex Bit 1/2" DR 3/8"
J54415/16	Socket, Hex Bit 1/2" DR 5/16"
J54415/8	Socket, Hex Bit 1/2" DR 5/8"
J54417/16	Socket, Hex Bit 1/2" DR 7/16"
J54419/16	Socket, Hex Bit 1/2" DR 9/16"
J54411/2XL	Socket, Hex Bit Extra Long 1/2" DR -1/2"
J54411/4XL	Socket, Hex Bit Extra Long 1/2" DR - 1/4"
J54413/8XL	Socket, Hex Bit Extra Long 1/2" DR - 3/8"
J54415/16XL	Socket, Hex Bit Extra Long 1/2" DR - 5/16"
J54415/8XL	Socket, Hex Bit Extra Long 1/2" DR - 5/8"
J54419/16XL	Socket, Hex Bit Extra Long 1/2" DR - 9/16"
J5442	Socket, 1/2" DR 1-5/16" 12 PT
J5444	Socket, 1/2" DR 1-3/8" 12 PT
J5446	Socket, 1/2" DR 1-7/16" 12 PT
J5448	Socket, 1/2" DR 1-1/2" 12 PT
J5444A	Socket, Drag Link 1/2" DR- 3/4"
J5446A	Socket, Drag Link 1/2" DR- 15/16"
J5475A	Socket, Universal 1/2" DR 1/2" 12 PT
J5476A	Socket, Universal 1/2" DR 9/16" 12 PT
J5477A	Socket, Universal 1/2" DR 5/8" 12 PT
J5528	Socket, 3/4" DR 7/8" 12 PT
J5530	Socket, 3/4" DR 15/16" 12 PT
J5532	Socket, 3/4" DR 1" 12 PT
J5534	Socket, 3/4" DR 1-1/16" 12 PT
J5536	Socket, 3/4" DR 1-1/8" 12 PT
J5538	Socket, 3/4" DR 1-3/16" 12 PT
J5540	Socket, 3/4" DR 1-1/4" 12 PT
J5542	Socket, 3/4" DR 1-5/16" 12 PT
J5544	Socket, 3/4" DR 1-3/8" 12 PT
J5546	Socket, 3/4" DR 1-7/16" 12 PT
J5548	Socket, 3/4" DR 1-1/2" 12 PT
J5550	Socket, 3/4" DR 1-9/16" 12 PT
J5552	Socket, 3/4" DR 1-5/8" 12 PT
J5554	Socket, 3/4" DR 1-11/16" 12 PT
J5556	Socket, 3/4" DR 1-3/4" 12 PT
J5558	Socket, 3/4" DR 1-13/16" 12 PT
J5560	Socket, 3/4" DR 1-7/8" 12 PT
J5564	Socket, 3/4" DR 2" 12 PT
J5568	Socket, 3/4" DR 2-1/8" 12 PT
J5570	Socket, 3/4" DR 2-3/16" 12 PT
J5572	Socket, 3/4" DR 2-1/4" 12 PT
J5576	Socket, 3/4" DR 2-3/8" 12 PT
J7208H	Socket, Impact 3/8" DR 1/4" 6 PT
J7209H	Socket, Impact 3/8" DR 9/32" 6 PT
J7210H	Socket, Impact 3/8" DR 5/16" 6 PT
J7211H	Socket, Impact 3/8" DR 11/32" 6 PT
J7212H	Socket, Impact 3/8" DR 3/8" 6 PT
J7214H	Socket, Impact 3/8" DR 7/16" 6 PT
J7216H	Socket, Impact 3/8" DR 1/2" 6 PT
J7218H	Socket, Impact 3/8" DR 9/16" 6 PT

Contents	Description
J7220H	Socket, Impact 3/8" DR 5/8" 6 PT
J7222H	Socket, Impact 3/8" DR 11/16" 6 PT
J7224H	Socket, Impact 3/8" DR 3/4" 6 PT
J7226H	Socket, Impact 3/8" DR 13/16" 6 PT
J7228H	Socket, Impact 3/8" DR 7/8" 6 PT
J7230H	Socket, Impact 3/8" DR 15/16" 6 PT
J7232H	Socket, Impact 3/8" DR 1" 6 PT
J7312H	Socket, Impact Deep 1/2" DR 3/8" 6 PT
J7314H	Socket, Impact Deep 1/2" DR 7/16" 6 PT
J7316H	Socket, Impact Deep 1/2" DR 1/2" 6 PT
J7318H	Socket, Impact Deep 1/2" DR 9/16" 6 PT
J7320H	Socket, Impact Deep 1/2" DR 5/8" 6 PT
J7322H	Socket, Impact Deep 1/2" DR 11/16" 6 PT
J7324H	Socket, Impact Deep 1/2" DR 3/4" 6 PT
J7326H	Socket, Impact Deep 1/2" DR 13/16" 6 PT
J7328H	Socket, Impact Deep 1/2" DR 7/8" 6 PT
J7330H	Socket, Impact Deep 1/2" DR 15/16" 6 PT
J7332H	Socket, Impact Deep 1/2" DR 1" 6 PT
J7334H	Socket, Impact Deep 1/2" DR 1-1/16" 6 PT
J7336H	Socket, Impact Deep 1/2" DR 1-1/8" 6 PT
J7338H	Socket, Impact Deep 1/2" DR 1-3/16" 6 PT
J7340H	Socket, Impact Deep 1/2" DR 1-1/4" 6 PT
J7342H	Socket, Impact Deep 1/2" DR 1-5/16" 6 PT
J7344H	Socket, Impact Deep 1/2" DR 1-3/8" 6 PT
J7346H	Socket, Impact Deep 1/2" DR 1-7/16" 6 PT
J7348H	Socket, Impact Deep 1/2" DR 1-1/2" 6 PT
J7312HT	Socket, Impact Thin Wall Deep 1/2" DR 3/8" 6 PT
J7314HT	Socket, Impact Thin Wall Deep 1/2" DR 7/16" 6 PT
J7316HT	Socket, Impact Thin Wall Deep 1/2" DR 1/2" 6 PT
J7318HT	Socket, Impact Thin Wall Deep 1/2" DR 9/16" 6 PT
J7320HT	Socket, Impact Thin Wall Deep 1/2" DR 5/8" 6 PT
J7322HT	Socket, Impact Thin Wall Deep 1/2" DR 11/16" 6 PT
J7324HT	Socket, Impact Thin Wall Deep 1/2" DR 3/4" 6 PT
J7326HT	Socket, Impact Thin Wall Deep 1/2" DR 13/16" 6 PT
J7328HT	Socket, Impact Thin Wall Deep 1/2" DR 7/8" 6 PT
J7330HT	Socket, Impact Thin Wall Deep 1/2" DR 15/16" 6 PT
J7332HT	Socket, Impact Thin Wall Deep 1/2" DR 1" 6 PT
J7334HT	Socket, Impact Thin Wall Deep 1/2" DR 1-1/16" 6 PT
J7336HT	Socket, Impact Thin Wall Deep 1/2" DR 1-1/8" 6 PT
J7338HT	Socket, Impact Thin Wall Deep 1/2" DR 1-3/16" 6 PT
J7340HT	Socket, Impact Thin Wall Deep 1/2" DR 1-1/4" 6 PT
J7412H	Socket, Impact 1/2" DR 3/8" 6 PT
J7414H	Socket, Impact 1/2" DR 7/16" 6 PT
J7416H	Socket, Impact 1/2" DR 1/2" 6 PT
J7418H	Socket, Impact 1/2" DR 9/16" 6 PT
J7420H	Socket, Impact 1/2" DR 5/8" 6 PT
J7422H	Socket, Impact 1/2" DR 11/16" 6 PT
J7424H	Socket, Impact 1/2" DR 3/4" 6 PT
J7426H	Socket, Impact 1/2" DR 13/16" 6 PT
J7428H	Socket, Impact 1/2" DR 7/8" 6 PT
J7430H	Socket, Impact 1/2" DR 15/16" 6 PT
J7432H	Socket, Impact 1/2" DR 1" 6 PT
J7434H	Socket, Impact 1/2" DR 1-1/16" 6 PT



Contents	Description
J7436H	Socket, Impact 1/2" DR 1-1/8" 6 PT
J7438H	Socket, Impact 1/2" DR 1-3/16" 6 PT
J7440H	Socket, Impact 1/2" DR 1-1/4" 6 PT
J74411/2	Socket, Impact Hex Bit 1/2" DR 1/2"
J74411/4	Socket, Impact Hex Bit 1/2" DR 1/4"
J74413/8	Socket, Impact Hex Bit 1/2" DR 3/8"
J74415/16	Socket, Impact Hex Bit 1/2" DR 5/16"
J74415/8	Socket, Impact Hex Bit 1/2" DR 5/8"
J74417/16	Socket, Impact Hex Bit 1/2" DR 7/16"
J74419/16	Socket, Impact Hex Bit 1/2" DR 9/16"
J7708HT	Socket, Impact Thin Wall Deep 3/8" DR 1/4" 6 PT
J7710HT	Socket, Impact Thin Wall Deep 3/8" DR 5/16" 6 PT
J7712HT	Socket, Impact Thin Wall Deep 3/8" DR 3/8" 6 PT
J7714HT	Socket, Impact Thin Wall Deep 3/8" DR 7/16" 6 PT
J7716HT	Socket, Impact Thin Wall Deep 3/8" DR 1/2" 6 PT
J7718HT	Socket, Impact Thin Wall Deep 3/8" DR 9/16" 6 PT
J7720HT	Socket, Impact Thin Wall Deep 3/8" DR 5/8" 6 PT
J7722HT	Socket, Impact Thin Wall Deep 3/8" DR 11/16" 6 PT
J7724HT	Socket, Impact Thin Wall Deep 3/8" DR 3/4" 6 PT
J4704M	Socket, 1/4" DR 4 mm 6 PT
J47055M	Socket, 1/4" DR 5.5 mm 6 PT
J4705M	Socket, 1/4" DR 5 mm 6 PT
J4706M	Socket, 1/4" DR 6 mm 6 PT
J4707M	Socket, 1/4" DR 7 mm 6 PT
J4708M	Socket, 1/4" DR 8 mm 6 PT
J4709M	Socket, 1/4" DR 9 mm 6 PT
J4710M	Socket, 1/4" DR 10 mm 6 PT
J4711M	Socket, 1/4" DR 11 mm 6 PT
J4712M	Socket, 1/4" DR 12 mm 6 PT
J4713M	Socket, 1/4" DR 13 mm 6 PT
J4714M	Socket, 1/4" DR 14 mm 6 PT
J4704LM	Socket, Deep 1/4" DR 4 mm 6 PT
J47055LM	Socket, Deep 1/4" DR 5.5 mm 6 PT
J47055LTM	Socket, Deep 1/4" DR 5.5 mm 12 PT
J4705LM	Socket, Deep 1/4" DR 5 mm 6 PT
J4705LTM	Socket, Deep 1/4" DR 5 mm 12 PT
J4706LM	Socket, Deep 1/4" DR 6 mm 6 PT
J4706LTM	Socket, Deep 1/4" DR 6 mm 12 PT
J4707LM	Socket, Deep 1/4" DR 7 mm 6 PT
J4707LTM	Socket, Deep 1/4" DR 7 mm 12 PT
J4708LM	Socket, Deep 1/4" DR 8 mm 6 PT
J4708LTM	Socket, Deep 1/4" DR 8 mm 12 PT
J4709LM	Socket, Deep 1/4" DR 9 mm 6 PT
J4709LTM	Socket, Deep 1/4" DR 9 mm 12 PT
J4710LM	Socket, Deep 1/4" DR 10 mm 6 PT
J4710LTM	Socket, Deep 1/4" DR 10 mm 12 PT
J4711LM	Socket, Deep 1/4" DR 11 mm 6 PT

Contents	Description
J4711LTM	Socket, Deep 1/4" DR 11 mm 12 PT
J4712LM	Socket, Deep 1/4" DR 12 mm 6 PT
J4712LTM	Socket, Deep 1/4" DR 12 mm 12 PT
J4713LM	Socket, Deep 1/4" DR 13 mm 6 PT
J4713LTM	Socket, Deep 1/4" DR 13 mm 12 PT
J4770-2.5M	Socket, Hex Bit 1/4" DR 2.5 mm
J4770-2M	Socket, Hex Bit 1/4" DR 2 mm
J4770-3M	Socket, Hex Bit 1/4" DR 3 mm
J4770-4M	Socket, Hex Bit 1/4" DR 4 mm
J4770-5M	Socket, Hex Bit 1/4" DR 5 mm
J4770-6M	Socket, Hex Bit 1/4" DR 6 mm
J48055AM	Socket, Universal 1/4" DR 5.5 mm 6 PT
J4805AM	Socket, Universal 1/4" DR 5 mm 6 PT
J4806AM	Socket, Universal 1/4" DR 6 mm 6 PT
J4807AM	Socket, Universal 1/4" DR 7 mm 6 PT
J4808AM	Socket, Universal 1/4" DR 8 mm 6 PT
J4809AM	Socket, Universal 1/4" DR 9 mm 6 PT
J4810AM	Socket, Universal 1/4" DR 10 mm 6 PT
J4811AM	Socket, Universal 1/4" DR 11 mm 6 PT
J4812AM	Socket, Universal 1/4" DR 12 mm 6 PT
J4813AM	Socket, Universal 1/4" DR 13 mm 6 PT
J4814AM	Socket, Universal 1/4" DR 14 mm 6 PT
J4815AM	Socket, Universal 1/4" DR 15 mm 6 PT
J4990-4M	Socket, Hex Bit 3/8" DR 4 mm
J4990-5M	Socket, Hex Bit 3/8" DR 5 mm
J4990-6M	Socket, Hex Bit 3/8" DR 6 mm
J4990-7M	Socket, Hex Bit 3/8" DR 7 mm
J4990-8M	Socket, Hex Bit 3/8" DR 8 mm
J4990-9M	Socket, Hex Bit 3/8" DR 9 mm
J4990-10M	Socket, Hex Bit 3/8" DR 10 mm
J4990-4MXL	Socket, Hex Bit Extra Long 3/8" DR 4 mm
J4990-5MXL	Socket, Hex Bit Extra Long 3/8" DR 5 mm
J4990-6MXL	Socket, Hex Bit Extra Long 3/8" DR 6 mm
J4990-7MXL	Socket, Hex Bit Extra Long 3/8" DR 7 mm
J4990-8MXL	Socket, Hex Bit Extra Long 3/8" DR 8 mm
J4990-10MXL	Socket, Hex Bit Extra Long 3/8" DR 10 mm
J5006M	Socket, Deep 3/8" DR 6 mm 12 PT
J5008M	Socket, Deep 3/8" DR 8 mm 12 PT
J5009M	Socket, Deep 3/8" DR 9 mm 12 PT
J5010M	Socket, Deep 3/8" DR 10 mm 12 PT
J5011M	Socket, Deep 3/8" DR 11 mm 12 PT
J5012M	Socket, Deep 3/8" DR 12 mm 12 PT
J5013M	Socket, Deep 3/8" DR 13 mm 12 PT
J5014M	Socket, Deep 3/8" DR 14 mm 12 PT
J5015M	Socket, Deep 3/8" DR 15 mm 12 PT
J5016M	Socket, Deep 3/8" DR 16 mm 12 PT
J5017M	Socket, Deep 3/8" DR 17 mm 12 PT
J5018M	Socket, Deep 3/8" DR 18 mm 12 PT
J5019M	Socket, Deep 3/8" DR 19 mm 12 PT
J5021M	Socket, Deep 3/8" DR 21 mm 12 PT
J5022M	Socket, Deep 3/8" DR 22 mm 12 PT
J5023M	Socket, Deep 3/8" DR 23 mm 12 PT
J5208M	Socket, 3/8" DR 8 mm 12 PT



1258 PIECE MASTER TECHNICIAN MAINTENANCE SET (CONT'D)

Product #: **JCS-1258MAS**

Contents	Description
J5209M	Socket, 3/8" DR 9 mm 12 PT
J5210M	Socket, 3/8" DR 10 mm 12 PT
J5211M	Socket, 3/8" DR 11 mm 12 PT
J5212M	Socket, 3/8" DR 12 mm 12 PT
J5213M	Socket, 3/8" DR 13 mm 12 PT
J5214M	Socket, 3/8" DR 14 mm 12 PT
J5215M	Socket, 3/8" DR 15 mm 12 PT
J5216M	Socket, 3/8" DR 16 mm 12 PT
J5217M	Socket, 3/8" DR 17 mm 12 PT
J5218M	Socket, 3/8" DR 18 mm 12 PT
J5219M	Socket, 3/8" DR 19 mm 12 PT
J5221M	Socket, 3/8" DR 21 mm 12 PT
J5221MH	Socket, 3/8" DR 21 mm 6 PT
J5222M	Socket, 3/8" DR 22 mm 12 PT
J5222MH	Socket, 3/8" DR 22 mm 6 PT
J5223M	Socket, 3/8" DR 23 mm 12 PT
J5223MH	Socket, 3/8" DR 23 mm 6 PT
J5224M	Socket, 3/8" DR 24 mm 12 PT
J5224MH	Socket, 3/8" DR 24 mm 6 PT
J5225M	Socket, 3/8" DR 25 mm 12 PT
J5225MH	Socket, 3/8" DR 25 mm 6 PT
J5226M	Socket, 3/8" DR 26 mm 12 PT
J5226MH	Socket, 3/8" DR 26 mm 6 PT
J5270HAM	Socket, Universal 3/8" DR 7 mm 6 PT
J5273HAM	Socket, Universal 3/8" DR 10 mm 6 PT
J5274HAM	Socket, Universal 3/8" DR 11 mm 6 PT
J5275HAM	Socket, Universal 3/8" DR 12 mm 6 PT
J5276HAM	Socket, Universal 3/8" DR 13 mm 6 PT
J5277HAM	Socket, Universal 3/8" DR 14 mm 6 PT
J5278HAM	Socket, Universal 3/8" DR 15 mm 6 PT
J5279HAM	Socket, Universal 3/8" DR 16 mm 6 PT
J5280HAM	Socket, Universal 3/8" DR 17 mm 6 PT
J5281AM	Socket, Universal 3/8" DR 18 mm 12 PT
J5281HAM	Socket, Universal 3/8" DR 18 mm 6 PT
J5282AM	Socket, Universal 3/8" DR 19 mm 12 PT
J5282HAM	Socket, Universal 3/8" DR 19 mm 6 PT
J5310M	Socket, Deep 1/2" DR 10 mm 12 PT
J5311M	Socket, Deep 1/2" DR 11 mm 12 PT
J5312M	Socket, Deep 1/2" DR 12 mm 12 PT
J5313M	Socket, Deep 1/2" DR 13 mm 12 PT
J5314M	Socket, Deep 1/2" DR 14 mm 12 PT
J5315M	Socket, Deep 1/2" DR 15 mm 12 PT
J5316M	Socket, Deep 1/2" DR 16 mm 12 PT
J5317M	Socket, Deep 1/2" DR 17 mm 12 PT
J5318M	Socket, Deep 1/2" DR 18 mm 12 PT
J5319M	Socket, Deep 1/2" DR 19 mm 12 PT
J5320M	Socket, Deep 1/2" DR 20 mm 12 PT
J5321M	Socket, Deep 1/2" DR 21 mm 12 PT
J5322M	Socket, Deep 1/2" DR 22 mm 12 PT
J5323M	Socket, Deep 1/2" DR 23 mm 12 PT
J5324M	Socket, Deep 1/2" DR 24 mm 12 PT
J5410M	Socket, 1/2" DR 10 mm 12 PT
J5411M	Socket, 1/2" DR 11 mm 12 PT

Contents	Description
J5412M	Socket, 1/2" DR 12 mm 12 PT
J5413M	Socket, 1/2" DR 13 mm 12 PT
J5414M	Socket, 1/2" DR 14 mm 12 PT
J5415M	Socket, 1/2" DR 15 mm 12 PT
J5416M	Socket, 1/2" DR 16 mm 12 PT
J5417M	Socket, 1/2" DR 17 mm 12 PT
J5418M	Socket, 1/2" DR 18 mm 12 PT
J5419M	Socket, 1/2" DR 19 mm 12 PT
J5420M	Socket, 1/2" DR 20 mm 12 PT
J5421M	Socket, 1/2" DR 21 mm 12 PT
J5422M	Socket, 1/2" DR 22 mm 12 PT
J5423M	Socket, 1/2" DR 23 mm 12 PT
J5424M	Socket, 1/2" DR 24 mm 12 PT
J5441-12M	Socket, Hex Bit 1/2" DR 12 mm
J5441-14M	Socket, Hex Bit 1/2" DR 14 mm
J5441-17M	Socket, Hex Bit 1/2" DR 17 mm
J7008MHT	Socket, Impact Thin Wall Deep 3/8" DR 8 mm 6 PT
J7009MHT	Socket, Impact Thin Wall Deep 3/8" DR 9 mm 6 PT
J7010MHT	Socket, Impact Thin Wall Deep 3/8" DR 10 mm 6 PT
J7011MHT	Socket, Impact Thin Wall Deep 3/8" DR 11 mm 6 PT
J7012MHT	Socket, Impact Thin Wall Deep 3/8" DR 12 mm 6 PT
J7013MHT	Socket, Impact Thin Wall Deep 3/8" DR 13 mm 6 PT
J7014MHT	Socket, Impact Thin Wall Deep 3/8" DR 14 mm 6 PT
J7015MHT	Socket, Impact Thin Wall Deep 3/8" DR 15 mm 6 PT
J7016MHT	Socket, Impact Thin Wall Deep 3/8" DR 16 mm 6 PT
J7017MHT	Socket, Impact Thin Wall Deep 3/8" DR 17 mm 6 PT
J7018MHT	Socket, Impact Thin Wall Deep 3/8" DR 18 mm 6 PT
J7019MHT	Socket, Impact Thin Wall Deep 3/8" DR 19 mm 6 PT
J7310MHT	Socket, Impact Thin Wall Deep 1/2" DR 10 mm 6 PT
J7311MHT	Socket, Impact Thin Wall Deep 1/2" DR 11 mm 6 PT
J7312MHT	Socket, Impact Thin Wall Deep 1/2" DR 12 mm 6 PT
J7313MHT	Socket, Impact Thin Wall Deep 1/2" DR 13 mm 6 PT
J7314MHT	Socket, Impact Thin Wall Deep 1/2" DR 14 mm 6 PT
J7315MHT	Socket, Impact Thin Wall Deep 1/2" DR 15 mm 6 PT
J7316MHT	Socket, Impact Thin Wall Deep 1/2" DR 16 mm 6 PT
J7317MHT	Socket, Impact Thin Wall Deep 1/2" DR 17 mm 6 PT
J7318MHT	Socket, Impact Thin Wall Deep 1/2" DR 18 mm 6 PT
J7319MHT	Socket, Impact Thin Wall Deep 1/2" DR 19 mm 6 PT
J7320MHT	Socket, Impact Thin Wall Deep 1/2" DR 20 mm 6 PT
J7321MHT	Socket, Impact Thin Wall Deep 1/2" DR 21 mm 6 PT
J7322MHT	Socket, Impact Thin Wall Deep 1/2" DR 22 mm 6 PT
J7323MHT	Socket, Impact Thin Wall Deep 1/2" DR 23 mm 6 PT
J7324MHT	Socket, Impact Thin Wall Deep 1/2" DR 24 mm 6 PT
J7310M	Socket, Impact Deep 1/2" DR 10 mm 6 PT
J7311M	Socket, Impact Deep 1/2" DR 11 mm 6 PT
J7312M	Socket, Impact Deep 1/2" DR 12 mm 6 PT
J7313M	Socket, Impact Deep 1/2" DR 13 mm 6 PT
J7314M	Socket, Impact Deep 1/2" DR 14 mm 6 PT
J7315M	Socket, Impact Deep 1/2" DR 15 mm 6 PT
J7316M	Socket, Impact Deep 1/2" DR 16 mm 6 PT
J7317M	Socket, Impact Deep 1/2" DR 17 mm 6 PT
J7318M	Socket, Impact Deep 1/2" DR 18 mm 6 PT
J7319M	Socket, Impact Deep 1/2" DR 19 mm 6 PT

Torx® is a trademark of Acument Intellectual Properties, LLC



Contents	Description
J7320M	Socket, Impact Deep 1/2" DR 20 mm 6 PT
J7321M	Socket, Impact Deep 1/2" DR 21 mm 6 PT
J7322M	Socket, Impact Deep 1/2" DR 22 mm 6 PT
J7323M	Socket, Impact Deep 1/2" DR 23 mm 6 PT
J7324M	Socket, Impact Deep 1/2" DR 24 mm 6 PT
J7410M	Socket, Impact 1/2" DR 10 mm 6 PT
J7411M	Socket, Impact 1/2" DR 11 mm 6 PT
J7412M	Socket, Impact 1/2" DR 12 mm 6 PT
J7413M	Socket, Impact 1/2" DR 13 mm 6 PT
J7414M	Socket, Impact 1/2" DR 14 mm 6 PT
J7415M	Socket, Impact 1/2" DR 15 mm 6 PT
J7416M	Socket, Impact 1/2" DR 16 mm 6 PT
J7417M	Socket, Impact 1/2" DR 17 mm 6 PT
J7418M	Socket, Impact 1/2" DR 18 mm 6 PT
J7419M	Socket, Impact 1/2" DR 19 mm 6 PT
J7420M	Socket, Impact 1/2" DR 20 mm 6 PT
J7421M	Socket, Impact 1/2" DR 21 mm 6 PT
J7422M	Socket, Impact 1/2" DR 22 mm 6 PT
J7423M	Socket, Impact 1/2" DR 23 mm 6 PT
J7424M	Socket, Impact 1/2" DR 24 mm 6 PT
J4737	Socket, Phillips Bit 1/4" DR #1
J4738	Socket, Phillips Bit 1/4" DR #2
J5241	Socket, Phillips Bit 3/8" DR #2
J5242	Socket, Phillips Bit 3/8" DR #3
J5243	Socket, Phillips Bit 3/8" DR #4
J4739-10W	Socket, Bit Torx® 1/4" DR T10
J4739-15W	Socket, Bit Torx® 1/4" DR T15
J4739-20W	Socket, Bit Torx® 1/4" DR T20
J4739-25W	Socket, Bit Torx® 1/4" DR T25
J4739-27W	Socket, Bit Torx® 1/4" DR T27
J4739-30W	Socket, Bit Torx® 1/4" DR T30
J5239-15W	Socket, Bit Torx® 3/8" DR T15
J5239-20W	Socket, Bit Torx® 3/8" DR T20
J5239-25W	Socket, Bit Torx® 3/8" DR T25
J5239-27W	Socket, Bit Torx® 3/8" DR T27
J5239-30W	Socket, Bit Torx® 3/8" DR T30
J5239-40W	Socket, Bit Torx® 3/8" DR T40
J5239-45W	Socket, Bit Torx® 3/8" DR T45
J5239-50W	Socket, Bit Torx® 3/8" DR T50
J2584	Socket Bar, 6-1/4"
J2585	Socket Bar, 9"
J2586	Socket Bar, 13"
J2587	Socket Bar, 17"
J2590	Socket Clip, 1/4" DR
J2591	Socket Clip, 3/8" DR
J2592	Socket Clip, 1/2" DR
J4769	Socket Driver, 1/4" DR
TR250	Staple Gun/Brad Nailer, Heavy-Duty Aluminum
TRA706T	Staples, Heavy-Duty Narrow Crown, 3/8" – 1,000 Pack
68-768	Tap & Die Set 76 PC
33-212	Tape Rule, PowerLock® Metal Case, 1/2" x 12'
33-725	Tape Rule, FATMAX®, 1-1/4" x 25'
J9969-NA	Tool Box, General Purpose Double Latch 26"
J25TR01C	Tool Roll, 7 Pockets

Contents	Description
J25TR03C	Tool Roll, 7 Pockets
J25TR05C	Tool Roll, 10 Pockets
J25TR06C	Tool Roll, 5 Pocket
J25TR08C	Tool Roll, 14 Pockets
J25TR10C	Tool Roll, 13 Pockets
J25TR12C	Tool Roll, 8 Pockets
J25TR13C	Tool Roll, 11 Pockets
J25TR21C	Tool Roll, 26 Pockets
J25TR22C	Tool Roll, 3 Pockets
J25TR26C	Tool Roll, 9 Pockets
J25TR28C	Tool Roll, 10 Pockets
J25TR32C	Tool Roll, 7 Pockets
J25TR41C	Tool Roll, 15 Pockets
J25TR42C	Tool Roll, 18 Pockets
J25TR44C	Tool Roll, 11 Pockets
J6014C	Torque Wrench, Ratcheting Head Micrometer 1/2" DR 50-250 ft-lbs
J6064C	Torque Wrench, Ratcheting Head Micrometer 3/8" DR 40-250 in-lbs
21012TC134	Cutter, LENOX® Tubing 1/8" - 1-3/4" Diameter
J4770A	Universal Joint, 1/4" DR
J5270A	Universal Joint, 3/8" DR
J5470A	Universal Joint, 1/2" DR
J5670	Universal Joint, 3/4" DR
J74470P	Universal Joint, Impact 1/2" DR
J77270P	Universal Joint, Impact 3/8" DR
J706	Wrench, Adjustable Satin 6"
J708	Wrench, Adjustable Satin 8"
J710	Wrench, Adjustable Satin 10"
J712	Wrench, Adjustable Satin 12"
J715	Wrench, Adjustable Satin 15"
J801	Wrench, Chain Universal 16-1/2"
J810HD	Wrench, Pipe Cast Iron HD 10"
J814HD	Wrench, Pipe Cast Iron HD 14"
J818HD	Wrench, Pipe Cast Iron HD 18"
J1120	Wrench, Short Double Box Satin 5/16" x 3/8" 12 PT
J1122	Wrench, Short Double Box Satin 3/8" x 7/16" 12 PT
J1126	Wrench, Short Double Box Satin 1/2" x 9/16" 12 PT
J1131	Wrench, Short Double Box Satin 5/8" x 3/4" 12 PT
J1170	Wrench, Double Box Full Polish 5/16" x 3/8" 12 PT
J1171	Wrench, Double Box Full Polish 7/16" x 1/2" 12 PT
J1172	Wrench, Double Box Full Polish 9/16" x 5/8" 12 PT
J1173	Wrench, Double Box Full Polish 11/16" x 3/4" 12 PT
J1174	Wrench, Double Box Full Polish 13/16" x 7/8" 12 PT
J1175	Wrench, Double Box Full Polish 15/16" x 1" 12 PT
J1176	Wrench, Double Box Full Polish 1-1/16" x 1-1/8" 12 PT
J1191T-A	Wrench, Ratcheting Double Box 1/4" x 5/16" 12 PT
J1192T-A	Wrench, Ratcheting Double Box 3/8" x 7/16" 12 PT
J1193T-A	Wrench, Ratcheting Double Box 1/2" x 9/16" 12 PT
J1194-A	Wrench, Ratcheting Double Box 5/8" x 11/16" 12 PT
J1195-A	Wrench, Ratcheting Double Box 3/4" x 7/8" 12 PT
J1210A	Wrench, Combination Satin 5/16" 12 PT
J1212ASD	Wrench, Combination Satin 3/8" 12 PT
J1214ASD	Wrench, Combination Satin 7/16" 12 PT
J1216ASD	Wrench, Combination Satin 1/2" 12 PT

1258 PIECE MASTER TECHNICIAN MAINTENANCE SET (CONT'D)

Product #: **JCS-1258MAS**

TECHNICIAN MAINTENANCE SETS

Contents	Description
J1218ASD	Wrench, Combination Satin 9/16" 12 PT
J1220ASD	Wrench, Combination Satin 5/8" 12 PT
J1222ASD	Wrench, Combination Satin 11/16" 12 PT
J1224ASD	Wrench, Combination Satin 3/4" 12 PT
J1226ASD	Wrench, Combination Satin 13/16" 12 PT
J1228ASD	Wrench, Combination Satin 7/8" 12 PT
J1230ASD	Wrench, Combination Satin 15/16" 12 PT
J1232ASD	Wrench, Combination Satin 1" 12 PT
J1234ASD	Wrench, Combination Satin 1-1/16" 12 PT
J1236ASD	Wrench, Combination Satin 1-1/8" 12 PT
J1240ASD	Wrench, Combination Satin 1-1/4" 12 PT
J1242	Wrench, Combination Satin 1-5/16" 12 PT
J1244	Wrench, Combination Satin 1-3/8" 12 PT
J1246	Wrench, Combination Satin 1-7/16" 12 PT
J1248	Wrench, Combination Satin 1-1/2" 12 PT
J1270-12A	Wrench, Combination Flex Head Satin 3/8" 12 PT
J1270-14A	Wrench, Combination Flex Head Satin 7/16" 12 PT
J1270-16A	Wrench, Combination Flex Head Satin 1/2" 12 PT
J1270-18A	Wrench, Combination Flex Head Satin 9/16" 12 PT
J1270-20A	Wrench, Combination Flex Head Satin 5/8" 12 PT
J1270-22A	Wrench, Combination Flex Head Satin 11/16" 12 PT
J1270-24A	Wrench, Combination Flex Head Satin 3/4" 12 PT
J1725	Wrench, Obstruction Box Satin 7/16" x 1/2" 12 PT
J1730	Wrench, Obstruction Box Satin 9/16" x 5/8" 12 PT
J1731	Wrench, Obstruction Box Satin 5/8" x 3/4" 12 PT
J3018	Wrench, Open-End Satin 1/4" x 5/16"
J3020	Wrench, Open-End Satin 3/8" x 5/16"
J3025	Wrench, Open-End Satin 7/16" x 1/2"
J3026	Wrench, Open-End Satin 1/2" x 9/16"
J3030	Wrench, Open-End Satin 9/16" x 5/8"
J3031	Wrench, Open-End Satin 5/8" x 3/4"
J3035	Wrench, Open-End Satin 11/16" x 3/4"
J3040	Wrench, Open-End Satin 13/16" x 7/8"
J3045	Wrench, Open-End Satin 15/16" x 1"
J3050	Wrench, Open-End Satin 1-1/16" x 1-1/8"
J3112	Wrench, Angle Open-End Full Polish 3/8"
J3114	Wrench, Angle Open-End Full Polish 7/16"
J3116	Wrench, Angle Open-End Full Polish 1/2"
J3118	Wrench, Angle Open-End Full Polish 9/16"
J3120	Wrench, Angle Open-End Full Polish 5/8"
J3122	Wrench, Angle Open-End Full Polish 11/16"
J3124	Wrench, Angle Open-End Full Polish 3/4"
J3126	Wrench, Angle Open-End Full Polish 13/16"
J3128	Wrench, Angle Open-End Full Polish 7/8"
J3130	Wrench, Angle Open-End Full Polish 15/16"
J3132	Wrench, Angle Open-End Full Polish 1"
J3134	Wrench, Angle Open-End Full Polish 1-1/16"
J3136	Wrench, Angle Open-End Full Polish 1-1/8"
J3140	Wrench, Angle Open-End Full Polish 1-1/4"
J3210	Wrench, Ignition 13/64" x 15/64"
J3211	Wrench, Ignition 15/64" x 13/64"
J3215	Wrench, Ignition 7/32" x 1/4"
J3216	Wrench, Ignition 1/4" x 7/32"

Contents	Description
J3220	Wrench, Ignition 9/32" x 5/16"
J3221	Wrench, Ignition 5/16" x 9/32"
J3225	Wrench, Ignition 11/32" x 3/8"
J3226	Wrench, Ignition 3/8" x 11/32"
J3314	Wrench, Angle Open-End Satin 7/32"
J3315	Wrench, Angle Open-End Satin 15/64"
J3316	Wrench, Angle Open-End Satin 1/4"
J3318	Wrench, Angle Open-End Satin 9/32"
J3320	Wrench, Angle Open-End Satin 5/16"
J3322	Wrench, Angle Open-End Satin 11/32"
J3324	Wrench, Angle Open-End Satin 3/8"
J3328	Wrench, Angle Open-End Satin 7/16"
J3332	Wrench, Angle Open-End Satin 1/2"
J3751	Wrench, Combination Flare Nut Satin 3/8" 6 PT
J3752	Wrench, Combination Flare Nut Satin 7/16" 6 PT
J3753	Wrench, Combination Flare Nut Satin 1/2" 6 PT
J3754	Wrench, Combination Flare Nut Satin 9/16" 6 PT
J3755	Wrench, Combination Flare Nut Satin 5/8" 6 PT
J3756	Wrench, Combination Flare Nut Satin 11/16" 6 PT
J3757	Wrench, Combination Flare Nut Satin 3/4" 6 PT
J3812	Wrench, Ratcheting Flare Nut 3/8" 12 PT
J3814	Wrench, Ratcheting Flare Nut 7/16" 12 PT
J3816	Wrench, Ratcheting Flare Nut 1/2" 12 PT
J3818	Wrench, Ratcheting Flare Nut 9/16" 12 PT
J3820	Wrench, Ratcheting Flare Nut 5/8" 12 PT
J3822	Wrench, Ratcheting Flare Nut 11/16" 12 PT
J3824	Wrench, Ratcheting Flare Nut 3/4" 12 PT
J4912CF	Wrench, Crowfoot Open End 3/8" DR 3/8"
J4914CF	Wrench, Crowfoot Open End 3/8" DR 7/16"
J4916CF	Wrench, Crowfoot Open End 3/8" DR 1/2"
J4918CF	Wrench, Crowfoot Open End 3/8" DR 9/16"
J4920CF	Wrench, Crowfoot Open End 3/8" DR 5/8"
J4922CF	Wrench, Crowfoot Open End 3/8" DR 11/16"
J4924CF	Wrench, Crowfoot Open End 3/8" DR 3/4"
J4926CF	Wrench, Crowfoot Open End 3/8" DR 13/16"
J4928CF	Wrench, Crowfoot Open End 3/8" DR 7/8"
J5330CF	Wrench, Crowfoot Open End 1/2" DR 15/16"
J5332CF	Wrench, Crowfoot Open End 1/2" DR 1"
J5334CF	Wrench, Crowfoot Open End 1/2" DR 1-1/16"
J5336CF	Wrench, Crowfoot Open End 1/2" DR 1-1/8"
J5336FL	Wrench, Crowfoot Flare Nut 1/2" DR 1-1/8"
J5338CF	Wrench, Crowfoot Open End 1/2" DR 1-3/16"
J5338FL	Wrench, Crowfoot Flare Nut 1/2" DR 1-3/16"
J5340CF	Wrench, Crowfoot Open End 1/2" DR 1-1/4"
J5340FL	Wrench, Crowfoot Flare Nut 1/2" DR 1-1/4"
J5342CF	Wrench, Crowfoot Open End 1/2" DR 1-5/16"
J5342FL	Wrench, Crowfoot Flare Nut 1/2" DR 1-5/16"
J5344CF	Wrench, Crowfoot Open End 1/2" DR 1-3/8"
J5344FL	Wrench, Crowfoot Flare Nut 1/2" DR 1-3/8"
J5346CF	Wrench, Crowfoot Open End 1/2" DR 1-7/16"
J5346FL	Wrench, Crowfoot Flare Nut 1/2" DR 1-7/16"
J5348CF	Wrench, Crowfoot Open End 1/2" DR 1-1/2"
J5348FL	Wrench, Crowfoot Flare Nut 1/2" DR 1-1/2"
J5350CF	Wrench, Crowfoot Open End 1/2" DR 1-9/16"



Contents	Description
J5350FL	Wrench, Crowfoot Flare Nut 1/2" DR 1-9/16"
J5352CF	Wrench, Crowfoot Open End 1/2" DR 1-5/8"
J5352FL	Wrench, Crowfoot Flare Nut 1/2" DR 1-5/8"
J5354CF	Wrench, Crowfoot Open End 1/2" DR 1-11/16"
J5354FL	Wrench, Crowfoot Flare Nut 1/2" DR 1-11/16"
J5356CF	Wrench, Crowfoot Open End 1/2" DR 1-3/4"
J5356FL	Wrench, Crowfoot Flare Nut 1/2" DR 1-3/4"
J5358CF	Wrench, Crowfoot Open End 1/2" DR 1-13/16"
J5358FL	Wrench, Crowfoot Flare Nut 1/2" DR 1-13/16"
J5360CF	Wrench, Crowfoot Open End 1/2" DR 1-7/8"
J5360FL	Wrench, Crowfoot Flare Nut 1/2" DR 1-7/8"
J5362FL	Wrench, Crowfoot Flare Nut 1/2" DR 1-15/16"
J5364CF	Wrench, Crowfoot Open End 1/2" DR 2"
J5364FL	Wrench, Crowfoot Flare Nut 1/2" DR 2"
J5368CF	Wrench, Crowfoot Open End 1/2" DR 2-1/8"
J5372CF	Wrench, Crowfoot Open End 1/2" DR 2-1/4"
J5376CF	Wrench, Crowfoot Open End 1/2" DR 2-3/8"
J5378CF	Wrench, Crowfoot Open End 1/2" DR 2-7/16"
J5380CF	Wrench, Crowfoot Open End 1/2" DR 2-1/2"
J1050M	Wrench, Offset Double Box Full Polish 6 x 7 mm 12 PT
J1051M	Wrench, Offset Double Box Full Polish 8 x 9 mm 12 PT
J1053M	Wrench, Offset Double Box Full Polish 10 x 11 mm 12 PT
J1057M	Wrench, Offset Double Box Full Polish 12 x 13 mm 12 PT
J1061M	Wrench, Offset Double Box Full Polish 14 x 15 mm 12 PT
J1064M	Wrench, Offset Double Box Full Polish 16 x 18 mm 12 PT
J1065M	Wrench, Offset Double Box Full Polish 17 x 19 mm 12 PT
J1072M	Wrench, Offset Double Box Full Polish 21 x 24 mm 12 PT
J1073M	Wrench, Offset Double Box Full Polish 22 x 24 mm 12 PT
J1077M	Wrench, Offset Double Box Full Polish 27 x 30 mm 12 PT
J1079M	Wrench, Offset Double Box Full Polish 30 x 32 mm 12 PT
J1191M-A	Wrench, Ratcheting Double Box 7 x 8 mm 6 PT
J1192M-A	Wrench, Ratcheting Double Box 9 x 10 mm 6 PT
J1193MA-A	Wrench, Ratcheting Double Box 11 x 13 mm 6 PT
J1194MA-A	Wrench, Ratcheting Double Box 12 x 14 mm 6 PT
J1195M-A	Wrench, Ratcheting Double Box 15 x 17 mm 12 PT
J1207MA	Wrench, Combination Satin 7 mm 12 PT
J1208MA	Wrench, Combination Satin 8 mm 12 PT
J1209MA	Wrench, Combination Satin 9 mm 12 PT
J1210MASD	Wrench, Combination Satin 10 mm 12 PT
J1211MASD	Wrench, Combination Satin 11 mm 12 PT
J1212MASD	Wrench, Combination Satin 12 mm 12 PT
J1213MASD	Wrench, Combination Satin 13 mm 12 PT
J1214MASD	Wrench, Combination Satin 14 mm 12 PT
J1215MASD	Wrench, Combination Satin 15 mm 12 PT
J1216MASD	Wrench, Combination Satin 16 mm 12 PT
J1217MASD	Wrench, Combination Satin 17 mm 12 PT
J1218MASD	Wrench, Combination Satin 18 mm 12 PT
J1219MASD	Wrench, Combination Satin 19 mm 12 PT
J1220MASD	Wrench, Combination Satin 20 mm 12 PT
J1221MASD	Wrench, Combination Satin 21 mm 12 PT
J1222MASD	Wrench, Combination Satin 22 mm 12 PT
J1223MASD	Wrench, Combination Satin 23 mm 12 PT
J1224MASD	Wrench, Combination Satin 24 mm 12 PT
J1208EFS	Wrench, Short Combination 1/4" 6 PT

Contents	Description
J1209EFS	Wrench, Short Combination 9/32" 6 PT
J1210EFS	Wrench, Short Combination 5/16" 6 PT
J1211EFS	Wrench, Short Combination 11/32" 6 PT
J1212EFS	Wrench, Short Combination 3/8" 6 PT
J30607	Wrench, Open-End Satin 6 mm x 7 mm
J30809	Wrench, Open-End Satin 8 mm x 9 mm
J31011	Wrench, Open-End Satin 10 mm x 11 mm
J3109M	Wrench, Angle Open End 9 mm
J3110M	Wrench, Angle Open End 10 mm
J3111M	Wrench, Angle Open End 11 mm
J3112M	Wrench, Angle Open End 12 mm
J3113M	Wrench, Angle Open End 13 mm
J3114M	Wrench, Angle Open End 14 mm
J3115M	Wrench, Angle Open End 15 mm
J3116M	Wrench, Angle Open End 16 mm
J3117M	Wrench, Angle Open End 17 mm
J3118M	Wrench, Angle Open End 18 mm
J3119M	Wrench, Angle Open End 19 mm
J31213	Wrench, Open-End Satin 12 mm x 13 mm
J31415	Wrench, Open-End Satin 14 mm x 15 mm
J31617	Wrench, Open-End Satin 16 mm x 17 mm
J31819	Wrench, Open-End Satin 18 mm x 19 mm
J32022	Wrench, Open-End Satin 20 mm x 22 mm
J32123	Wrench, Open-End Satin 21 mm x 23 mm
J32426	Wrench, Open-End Satin 24 mm x 26 mm
J3707M	Wrench, Flare Nut Satin 7 x 8 mm 6 PT
J3709M	Wrench, Flare Nut Satin 9 x 11 mm 6 PT
J3710M	Wrench, Flare Nut Satin 10 x 12 mm 6 PT
J3713M	Wrench, Flare Nut Satin 13 x 14 mm 6 PT
J3715M	Wrench, Flare Nut Satin 15 x 17 mm 6 PT
J4909MCF	Wrench, Crowfoot Open End 3/8" DR 9 mm
J4910MCF	Wrench, Crowfoot Open End 3/8" DR 10 mm
J4911MCF	Wrench, Crowfoot Open End 3/8" DR 11 mm
J4912MCF	Wrench, Crowfoot Open End 3/8" DR 12 mm
J4913MCF	Wrench, Crowfoot Open End 3/8" DR 13 mm
J4914MCF	Wrench, Crowfoot Open End 3/8" DR 14 mm
J4915MCF	Wrench, Crowfoot Open End 3/8" DR 15 mm
J4916MCF	Wrench, Crowfoot Open End 3/8" DR 16 mm
J4917MCF	Wrench, Crowfoot Open End 3/8" DR 17 mm
J4918MCF	Wrench, Crowfoot Open End 3/8" DR 18 mm
J4919MCF	Wrench, Crowfoot Open End 3/8" DR 19 mm
J4920MCF	Wrench, Crowfoot Open End 3/8" DR 20 mm
J4921MCF	Wrench, Crowfoot Open End 3/8" DR 21 mm
J4922MCF	Wrench, Crowfoot Open End 3/8" DR 22 mm
J4923MCF	Wrench, Crowfoot Open End 3/8" DR 23 mm
J4924MCF	Wrench, Crowfoot Open End 3/8" DR 24 mm
J1204EFS	Wrench, Combination 1/8" 6 PT
J1205EFS	Wrench, Combination 5/32" 6 PT
J1206EFS	Wrench, Combination 3/16" 6 PT
J1208ES	Wrench, Short Combination Full Polish 1/4" - 12 PT
J1209ES	Wrench, Short Combination Full Polish 9/32" - 12 PT
J1210ES	Wrench, Short Combination Full Polish 5/16" - 12 PT
J1211ES	Wrench, Short Combination Full Polish 11/32" - 12 PT
J1212ES	Wrench, Short Combination Full Polish 3/8" - 12 PT



1046 PIECE MASTER TECHNICIAN MAINTENANCE SET

- › 1/4", 3/8", 1/2", 3/4" Drive tools.
- › Designed for fastener sizes 1/16" - 2-3/8", 2 mm - 24 mm.
- › 469 - Sockets and Accessories
- › 240 - Wrenches
- › 42 - Striking and Struck Tools
- › 31 - Pliers and Snips
- › 41 - Screwdrivers and Nut Drivers
- › 223 - Miscellaneous Tools
- › Modules contained: JCS-MAS-1, JCS-MAS-2, JCS-MAS-3, JCS-MAS-4, JCS-MAS-5, JCS-MAS-6, JCS-MOD1046.
- › Enhanced version of Proto® J99950 Master Technician Maintenance Set.
- › Weight (lbs): 513.0 (Tools Only)

Tools Only



JCS-1046MAS

With Workstation J555743-13SG



JCS-1046MASBX1A

With Workstation J545442-14SG



JCS-1046MASBX2A





Contents	Description
55-515	Pry Bar, Wonder Bar®, 12-3/4"
9000-10	Bit, Insert 1/4" x 1"
9000-11	Bit, Insert Slotted 5/16" x 1-1/2", 9/32" Blade
9000-12	Bit, Insert Slotted 5/16" x 1-1/2, 23/64" Blade
9000-6	Bit, Insert Slotted 3/16" #4
9000-7	Bit, Insert Slotted 1/4" x 7/8"
9000-8	Bit, for P1 1/4" x 1"
9000-9	Bit, for P2 1/4" x 1"
J60002	Bit, Insert # 1 Phillips 1/4" Hex
J60008	Bit, Insert # 2 Phillips 1/4" Hex
J60020	Bit, Insert # 3 Phillips 1/4" Hex
J60050	Bit, Insert #1 Phillips 5/16" Hex
J60052	Bit, Insert #2 Phillips 5/16" Hex
J60054	Bit, Insert #3 Phillips 5/16" Hex
J60256	Bit, Insert 10F-12R Slot 5/16" Hex
J60262	Bit, Insert 14F-16R Slot 5/16" Hex
J6930	Bit Holder 3/8" DR 5/16" Hex
J6931	Bit Holder 3/8" DR 1/4" Hex
J60202	Bit, Insert 3/16" Slotted 1/4" Hex
J60208	Bit, Insert 9/32" Slotted 1/4" Hex
J61906	Bit Insert/Power Set 38 PC
J4968PB	Case, Blow Molded Red
J7099AB	Case, Blow Mold Red
J9200DPB	Case, Blow Molded Red
J9500BPB	Box, Blow Molded
J86A1/2S2	Chisel, Cold 5/8"
J86A1/4S2	Chisel, Cold 5/16"
J86A1X8S2	Chisel, Cold 1-3/16"
J86A3/16S2	Chisel, Cold 1/4"
J86A3/4X8S2	Chisel, Cold 7/8"
J86A5/16S2	Chisel, Cold 3/8"
J86A5/8S2	Chisel, Cold 3/4"
J86A7/16S2	Chisel, Cold 1/2"
J86A7/8X8S2	Chisel, Cold 1"
J404	C-Clamp, Standard Service Deep Throat Screw - 0-4"
J7099	Driver, Hand Impact 3/8" DR 5-1/2"
J4759	Extension, 1/4" DR 2"
J4760	Extension, 1/4" DR 3"
J4761	Extension, 1/4" DR 6"
J4765	Extension, Flexible 1/4" DR 6-1/4"
J4761L	Extension, Locking 1/4" DR 6"
J4760W	Extension, Wobble 1/4" DR 3"
J5260	Extension, 3/8" DR 3"
J5260-06	Extension, 3/8" DR 6"
J5262	Extension, 3/8" DR 12"
J5268	Extension, Flexible 3/8" DR 8"
J5260-06L	Extension, Locking 3/8" DR 6"
J5260W	Extension, Wobble 3/8" DR 3"
J5260-06W	Extension, Wobble 3/8" DR 6"
J5261W	Extension, Wobble 3/8" DR 8"
J5460	Extension, 1/2" DR 2-1/2"
J5461	Extension, 1/2" DR 5"
J5463	Extension, 1/2" DR 10"
J7180P	Extension, Impact 1/2" DR 2"

Contents	Description
J7181P	Extension, Impact 1/2" DR 5"
J5463L	Extension, Locking 1/2" DR 10"
J5460W	Extension, Wobble 1/2" DR 2-1/2"
J5660	Extension, 3/4" DR 4"
J5661	Extension, 3/4" DR 8"
J5663	Extension, 3/4" DR 16"
J69X00	Extractor, Bolt Set 10 PC
J000D	Feeler Gauge, Ignition 10 Blade Set
J2302	File, Ignition Point
J351	Tool, Tubing Flaring
28-240	Putty Knife, Nylon Handle, Flexible 1-1/4"
28-540	Putty Knife, Wood Handle, Flexible 1-1/4"
15-265	Hacksaw, Adjustable w/ Rubber Grip
J1308AVP	Hammer, Ball Pein, Anti-Vibe® 8 oz.
J1316AVP	Hammer, Ball Pein, Anti-Vibe® 16 oz.
J1332AVP	Hammer, Ball Pein, Anti-Vibe® 32 oz.
J1430G	Hammer, Brass 1.5 Lb.
J57-532	Hammer, Dead Blow Combo Face 28 oz.
J57-534	Hammer, Dead Blow Combo Face 56 oz.
JSF150	Hammer, Soft Face 13-1/2" w/out Tips SF15
JSF15H	Tip, Hammer, Surface Protective 1-1/2" Hard
JSF15M	Tip, Hammer, Surface Protective 1-1/2" Medium
JSF15MH	Tip, Hammer, Surface Protective 1-1/2" Medium Hard
JSF15S	Tip, Hammer, Surface Protective 1-1/2" Soft
JSF15SS	Tip, Hammer, Surface Protective 1-1/2" Super Soft
JSF15T	Tip, Hammer, Surface Protective 1-1/2" Tough
JSF15XH	Tip, Hammer, Surface Protective 1-1/2" Extra Hard
J4766	Handle, Hinge 1/4" DR
J4780G	Handle, Speed 1/2" DR
J4785	Handle, Sliding-T 1" DR
J5265	Handle, Hinge 3/8" DR
J5280G	Handle, Speed 1/4" DR 15-1/2"
J5285	Handle, Sliding-T 3/4" DR
J5468	Handle, Hinge 1/2" DR 18-5/8"
J5480G	Handle, Sliding-T 3/8" DR
J5485	Handle, Hinge Black Oxide 3/8" DR 8-1/2"
J5668	Handle, Hinge 1/4" DR 5-3/4"
J5685	Handle, Sliding-T 1/4" DR
J4980	Hex Key Set 13 PC
J4984	Hex Key Set Metric 9 PC
J2108S2	Holder, Punch and Chisel
10-099	Knife, Classic 99® Retractable Blade Utility, Gray
10-189C	Knife, Self Retracting Safety Blade Utility
FMHT10311	Knife, FATMAX® Folding Pocket 7-5/8"
FMHT43610	Level, FATMAX® Magnetic Cast Torpedo 9"
J1368	Mallet, Rubber
J2371	Mirror, Inspection Oval
J2373	Mirror, Rectangular Telescoping 2-1/8"
J9206	Nut Driver, 3/16" x 2-3/4"
J9207	Nut Driver, 7/32" x 2-3/4"
J9208	Nut Driver, 1/4" x 2-3/4"
J9209	Nut Driver, 9/32" x 2-3/4"
J9210	Nut Driver, 5/16" x 2-3/4"
J9211	Nut Driver, 11/32" x 2-3/4"



1046 PIECE MASTER TECHNICIAN MAINTENANCE SET (CONT'D)

Product #: **JCS-1046MAS**

Contents	Description
J9212	Nut Driver, 3/8" x 2-3/4"
J9214	Nut Driver 7/16" x 2-3/4"
J9216	Nut Driver, 1/2" x 2-3/4"
J9218	Nut Driver, 9/16" x 2-3/4"
J9220	Nut Driver, 5/8" x 2-3/4"
JN0404RM	Nut Driver, 4 mm x 4"
JN0504RM	Nut Driver, 5 mm x 4"
JN0604RM	Nut Driver, 6 mm x 4"
JN0704RM	Nut Driver, 7 mm x 4"
JN0804RM	Nut Driver, 8 mm x 4"
JN0904RM	Nut Driver, 9 mm x 4"
JN1004RM	Nut Driver, 10 mm x 4"
JN1104RM	Nut Driver, 11 mm x 4"
JN1204RM	Nut Driver, 12 mm x 4"
JN1304RM	Nut Driver, 13 mm x 4"
JN1404RM	Nut Driver, 14 mm x 4"
JN5504RM	Nut Driver, 5.5 mm x 4"
J2381	Pick, Cotter Pin Puller
J2380	Pick, 45 Degree Hook
J2382	Pick, 90 Degree Hook
J2383	Pick, Curved Hook
J206G	Pliers, Diagonal Cutting w/ Grip 6-1/16"
J209G	Pliers, Diagonal Cutting HD w/ Grip 7-5/16"
J222G	Pliers, Needle Nose Long Thin 6-1/16"
J225G	Pliers, Bent Nose 6-5/16"
J226G	Pliers, Needle Nose w/ Cutter 6-5/8"
J227G	Pliers, Duckbill w/ Grip 7-25/32"
J235	Pliers, Small Angle Nose w/ Grip 5-1/4"
J252G	Pliers, Hose Clamp w/ Grip 7-3/4"
J260SGXL	Pliers, XL Series Groove Joint w/ Grip 10"
J261SGXL	Pliers, XL Series Groove Joint w/ Grip 5"
J262SGXL	Pliers, XL Series Groove Joint w/ Grip 7"
J265SGXL	Pliers, XL Series Groove Joint w/ Grip 16"
J268G	Pliers, Lineman's w/ Grip 8-5/8"
J272G	Pliers, End Cutting High Leverage 8-1/4"
J276GXL	Pliers, XL Series Combo Slip-Joint w/ Grip 6"
J278GXL	Pliers, XL Series Combo Slip-Joint w/ Grip 8"
J286LNXL	Pliers, Locking Mini Long Nose 6-29/32"
J291XL	Pliers, Locking Straight Jaw 7-15/32"
J292XL	Pliers, Locking Curved Jaw 9-1/4"
J298	Pliers, Wire Strippers 8-1/4"
J360A	Pliers Set, Convertible Retaining Ring 6 PC
J2120S2	Pry Bar, Aligning 18"
J2124	Pry Bar, Aligning 24"
J2126S2	Pry Bar, Rolling Head 12"
J2130S2	Pry Bar, Rolling Head 16"
J2142	Pry Bar, Large Handle 18"
J2146	Pry Bar, Large Handle 28"
J4005C	Puller, Cap Screw 3/8" - 24 UNC x 3"
J4011S	Puller, Spring Clip
J4012T	Puller, Tip Detachable
J4016A	Puller, Jaw 10 Ton Dual-Reach
J4017	Puller, Jaw 10 Ton Narrow

Contents	Description
J4018	Puller, Jaw 10 Ton Cap Screw
J4021S	Puller, Spring Clip
J4022T	Puller, Tip Detachable Standard
J4026A	Puller, Jaw 6 Ton
J4027	Puller, Jaw 6 Ton Narrow
J4028	Puller, Cap Screw
J4040-1	Puller, Step Plate 3/4"
J4040-10	Puller, Step Plate 1-7/8"
J4040-11	Puller, Step Plate 2"
J4040-12	Puller, Step Plate 2-1/8"
J4040-13	Puller, Step Plate 2-1/4"
J4040-14	Puller, Step Plate 2-3/8"
J4040-2	Puller, Step Plate 7/8"
J4040-3	Puller, Step Plate 1"
J4040-4	Puller, Step Plate 1-1/8"
J4040-5	Puller, Step Plate 1-1/4"
J4040-6	Puller, Step Plate 1-3/8"
J4040-7	Puller, Step Plate 1-1/2"
J4040-8	Puller, Step Plate 1-5/8"
J4040-9	Puller, Step Plate 1-3/4"
J4055H	Puller, Slide Hammer 5 lb.
J4056-2	Puller, Jaw Inside 2" Reach
J4056-4	Puller, Jaw Reversible 4" Reach
J4056-6	Puller, Jaw Reversible 6" Reach
J4056PN	Puller, Pin Pivot
J4205B	Puller, Slotted Cross Arm
J4205E	Puller, Screw Cap
J4205S	Puller, Screw Forcing Acme
J4206SC	Puller, Slotted Cross Arm
J4208CA	Puller, Cross Arm 6 Ton 2 Way
J4209JB	Puller, 6 Ton Jaw Block
J4209LS	Puller, Jaw Block Lock Screw
J4210RJ	Puller, 6 Ton Jaw Reversible
J4225S	Puller, Screw Forcing Acme
J4226CA	Puller, Cross Arm 2 Way
J4227CA	Puller, Cross Arm 3 Way
J4229JB	Puller, 10 Ton Jaw Block
J4229LS	Puller, Jaw Block Lock Screw
J4230RJ	Puller, Jaw 10 Ton Reversible
J4250B	Puller, Yoke 2 Way Acme Threader
J4250N	Puller, Nut Adjustable Reversible
J4255B	Puller, Yoke 3 Way Jaw ACM
J4256S	Puller, Jaw Inside Hook
J4260H	Puller, Slide Hammer 2-1/2"
J4260R	Puller, Handle T-Rod Acme
J4275R	Puller, Rod Slide Acme Threader
J4277B	Puller, Rear Axle Flange F
J4280B	Puller, Blind Bearing Coll
J4280S	Puller, Blind Bearing Screw
J4331N	Puller, Nut Hex
J4331P	Puller, Separator Plate
J4331R	Puller, Screw Cap
J4333AR	Puller, Rod Threader 3/4"-16 UNF x 13
J4333N	Puller, Nut Hex



Contents	Description
J4333P	Puller, Separator Plate
J411/2S2	Punch, Center 1/2"
J413/8S2	Punch, Center 3/8"
J445/16S2	Punch, Prick 5/16"
J471/2X1/4S2	Punch, Pin 1/4"
J471/4X3/32S2	Punch, Pin 3/32"
J473/8X3/16S2	Punch, Pin 3/16"
J475/16X1/8S2	Punch, Pin 1/8"
J475/16X5/32S2	Punch, Pin 5/32"
J477/16X7/32S2	Punch, Pin 7/32"
J501/2S2	Punch, Starting 1/4"
J501/4S2	Punch, Starting 3/32"
J503/8S2	Punch, Starting 3/16"
J505/16S2	Punch, Starting 1/8"
J507/16S2	Punch, Starting 7/32"
J961/2S2	Punch, Drift 1/4"
J963/8S2	Punch, Drift 3/16"
J965/16S2	Punch, Drift 1/8"
J4749	Ratchet, Classic Pear Head 1/4" DR 5"
J5247	Ratchet, Adapter 3/8" DR
J5249	Ratchet, Classic Pear Head 3/8" DR 7"
J5257F	Ratchet, Flex Head 3/8" DR 8-1/2"
J5447	Ratchet, Adapter 1/2" DR
J5449	Ratchet, Classic Pear Head 1/2" DR 10"
J5450	Ratchet, Long Classic Pear Head 1/2" DR 16"
J5457F	Ratchet, Flex Head 1/2" DR 17-3/32"
J5649	Ratchet, Classic Pear Head 3/4" DR 20"
J2375	Retriever Tool, Pocket Magnetic 16-3/4 - 26-3/4"
J2342	Scraper, Carbon 1"
J2343	Scraper, Carbon 1-1/2"
J9521	Extractor, Screw 1/8"
J9522	Extractor, Screw 3/16"
J9523	Extractor, Screw 15/64"
J9524	Extractor, Screw 5/16"
J9525	Extractor, Screw 3/8"
J9525B	Extractor, Screw 15/32"
J9526	Extractor, Screw 9/16"
J9527	Extractor, Screw 21/32"
J9528	Extractor, Screw 13/16"
J9529	Extractor, Screw 1-1/16"
J9853	Screw Starter, Slotted 5-5/8"
J9884	Screw Starter, Phillips 5-3/4"
J61929	Screwdriver Set, Magnetic 28 PC
J9320	Screwdriver Bit Set, Ratcheting Magnetic 5 PC
JC31604R	Screwdriver, Slotted Cabinet Round 3/16" x 4"
JC31608R	Screwdriver, Slotted Cabinet Round 3/16" x 8"
JCP1803R	Screwdriver, Slotted Cabinet Round 1/8" x 3"
JCP1804R	Screwdriver, Slotted Cabinet Round 1/8" x 4"
JCP1808R	Screwdriver, Slotted Cabinet Round 1/8" x 8"
JKB1404RP	Screwdriver, Slotted Round 1/4" x 4"
JK14112R	Screwdriver, Slotted Round Stubby 1/4" x 1-1/2"
JKB31604RP	Screwdriver, Slotted Round 3/16" x 4"
JKB3808RP	Screwdriver, Slotted Round 3/8" x 8"
JKB3812RP	Screwdriver, Slotted Round 3/8" x 12"

Contents	Description
JKB51606RP	Screwdriver, Slotted Round 5/16" x 6"
JP0103R	Screwdriver, Phillips Round # 1 x 3"
JP0108R	Screwdriver, Phillips Round # 1 x 8"
JP0204R	Screwdriver, Phillips Round # 2 x 4"
JP0208R	Screwdriver, Phillips Round # 2 x 8"
JP02112R	Screwdriver, Phillips Round Stubby # 2 x 1-1/2"
JP0306R	Screwdriver, Phillips Round # 3 x 6"
JP0408R	Screwdriver, Phillips Round # 4 x 8"
JPP0003R	Screwdriver, Phillips Round # 0 x 3"
66-101	Screwdriver, 100 Plus® Standard Slotted Pocket 1/8" x 2"
66-039	Screwdriver Set, Jewelers Precision 6 PC
J95218	Sheath, Folding Knife - Leather
J303S	Snips, Aviation Straight
J307	Snips, Duckbill 7"
J308	Snips, Miniature 6-1/2"
J322	Snips, Straight Cutting 12-3/4"
J334	Snips, Combination 14"
J5246	Socket, Bit Screwdriver Slotted 3/8" DR 1/4"
J07512	Socket, Impact 3/4" DR 3/4" 6 PT
J07513	Socket, Impact 3/4" DR 13/16" 6 PT
J07514	Socket, Impact 3/4" DR 7/8" 6 PT
J07515	Socket, Impact 3/4" DR 15/16" 6 PT
J07516	Socket, Impact 3/4" DR 1" 6 PT
J07517	Socket, Impact 3/4" DR 1-1/16" 6 PT
J07518	Socket, Impact 3/4" DR 1-1/8" 6 PT
J07519	Socket, Impact 3/4" DR 1-3/16" 6 PT
J07520	Socket, Impact 3/4" DR 1-1/4" 6 PT
J07521	Socket, Impact 3/4" DR 1-5/16" 6 PT
J4706	Socket, 1/4" DR 3/16" 6 PT
J4707	Socket, 1/4" DR 7/32" 6 PT
J4708	Socket, 1/4" DR 1/4" 6 PT
J4708S	Socket, 1/4" DR 1/4" 8 PT
J4709	Socket, 1/4" DR 9/32" 6 PT
J4710	Socket, 1/4" DR 5/16" 6 PT
J4710S	Socket, 1/4" DR 5/16" 8 PT
J4711	Socket, 1/4" DR 11/32" 6 PT
J4712	Socket, 1/4" DR 3/8" 6 PT
J4712S	Socket, 1/4" DR 3/8" 8 PT
J4714	Socket, 1/4" DR 7/16" 6 PT
J4716	Socket, 1/4" DR 1/2" 6 PT
J4718	Socket, 1/4" DR 9/16" 6 PT
J4706L	Socket, Deep 1/4" DR 3/16" 6 PT
J4707L	Socket, Deep 1/4" DR 7/32" 6 PT
J4708L	Socket, Deep 1/4" DR 1/4" 6 PT
J4709L	Socket, Deep 1/4" DR 9/32" 6 PT
J4710L	Socket, Deep 1/4" DR 5/16" 6 PT
J4711L	Socket, Deep 1/4" DR 11/32" 6 PT
J4712L	Socket, Deep 1/4" DR 3/8" 6 PT
J4714L	Socket, Deep 1/4" DR 1/2" 6 PT
J4716L	Socket, Deep 1/4" DR 7/16" 6 PT
J4718L	Socket, Deep 1/4" DR 9/16" 6 PT
J4743	Socket, Screwdriver Bit Slotted 1/4" DR 1/4"
J4744	Socket, Screwdriver Bit Slotted 1/4" DR 3/16"
J4745	Socket, Screwdriver Bit Slotted 1/4" DR 1/4"



1046 PIECE MASTER TECHNICIAN MAINTENANCE SET (CONT'D)

Product #: **JCS-1046MAS**

Contents	Description
J47701/16	Socket, Hex Bit 1/4" DR 1/16"
J47701/4	Socket, Hex Bit 1/4" DR 1/4"
J47701/8	Socket, Hex Bit 1/4" DR 1/8"
J47703/16	Socket, Hex Bit 1/4" DR 3/16"
J47703/32	Socket, Hex Bit 1/4" DR 3/32"
J47705/16	Socket, Hex Bit 1/4" DR 5/16"
J47705/32	Socket, Hex Bit 1/4" DR 5/32"
J47705/64	Socket, Hex Bit 1/4" DR 5/64"
J47707/32	Socket, Hex Bit 1/4" DR 7/32"
J47707/64	Socket, Hex Bit 1/4" DR 7/64"
J47709/64	Socket, Hex Bit 1/4" DR 9/64"
J4770TA	Socket, Universal 1/4" DR 7/32" 12 PT
J4771TA	Socket, Universal 1/4" DR 1/4" 12 PT
J4772TA	Socket, Universal 1/4" DR 5/16" 12 PT
J4773TA	Socket, Universal 1/4" DR 3/8" 12 PT
J4774TA	Socket, Universal 1/4" DR 7/16" 12 PT
J4775TA	Socket, Universal 1/4" DR 1/2" 12 PT
J4776TA	Socket, Universal 1/4" DR 9/16" 12 PT
J4777TA	Socket, Universal 1/4" DR 9/32" 12 PT
J4778TA	Socket, Universal 1/4" DR 11/32" 12 PT
J49901/4	Socket, Hex Bit 3/8" DR 1/4"
J49901/8	Socket, Hex Bit 3/8" DR 1/8"
J49903/16	Socket, Hex Bit 3/8" DR 3/16"
J49903/8	Socket, Hex Bit 3/8" DR 3/8"
J49905/16	Socket, Hex Bit 3/8" DR 5/16"
J49905/32	Socket, Hex Bit 3/8" DR 5/32"
J49907/32	Socket, Hex Bit 3/8" DR 7/32"
J5008	Socket, Deep 3/8" DR 1/4" 12 PT
J5010	Socket, Deep 3/8" DR 5/16" 12 PT
J5012	Socket, Deep 3/8" DR 3/8" 12 PT
J5014	Socket, Deep 3/8" DR 7/16" 12 PT
J5016	Socket, Deep 3/8" DR 1/2" 12 PT
J5018	Socket, Deep 3/8" DR 9/16" 12 PT
J5020	Socket, Deep 3/8" DR 5/8" 12 PT
J5022	Socket, Deep 3/8" DR 11/16" 12 PT
J5024	Socket, Deep 3/8" DR 3/4" 12 PT
J5026	Socket, Deep 3/8" DR 13/16" 12 PT
J5028	Socket, Deep 3/8" DR 7/8" 12 PT
J5030	Socket, Deep 3/8" DR 15/16" 12 PT
J5032	Socket, Deep 3/8" DR 1" 12 PT
J5208	Socket, 3/8" DR 1/4" 12 PT
J5208S	Socket, 3/8" DR 1/4" 8 PT
J5210	Socket, 3/8" DR 5/16" 12 PT
J5210S	Socket, 3/8" DR 5/16" 8 PT
J5212	Socket, 3/8" DR 3/8" 12 PT
J5212S	Socket, 3/8" DR 3/8" 8 PT
J5214	Socket, 3/8" DR 7/16" 12 PT
J5214S	Socket, 3/8" DR 7/16" 8 PT
J5216	Socket, 3/8" DR 1/2" 12 PT
J5216S	Socket, 3/8" DR 1/2" 8 PT
J5218	Socket, 3/8" DR 9/16" 12 PT
J5220	Socket, 3/8" DR 5/8" 12 PT
J5222	Socket, 3/8" DR 11/16" 12 PT

Contents	Description
J5224	Socket, 3/8" DR 3/4" 12 PT
J5226	Socket, 3/8" DR 13/16" 12 PT
J5228	Socket, 3/8" DR 7/8" 12 PT
J5230	Socket, 3/8" DR 15/16" 12 PT
J5232	Socket, 3/8" DR 1" 12 PT
J5273A	Socket, Universal 3/8" DR 3/8" 12 PT
J5273HA	Socket, Universal 3/8" DR 3/8" 6 PT
J5274A	Socket, Universal 3/8" DR 7/16" 12 PT
J5274HA	Socket, Universal 3/8" DR 7/16" 6 PT
J5275A	Socket, Universal 3/8" DR 1/2" 12 PT
J5275HA	Socket, Universal 3/8" DR 1/2" 6 PT
J5276A	Socket, Universal 3/8" DR 9/16" 12 PT
J5276HA	Socket, Universal 3/8" DR 9/16" 6 PT
J5277A	Socket, Universal 3/8" DR 5/8" 12 PT
J5277HA	Socket, Universal 3/8" DR 5/8" 6 PT
J5278A	Socket, Universal 3/8" DR 11/16" 12 PT
J5278HA	Socket, Universal 3/8" DR 11/16" 6 PT
J5279A	Socket, Universal 3/8" DR 3/4" 12 PT
J5279HA	Socket, Universal 3/8" DR 3/4" 6 PT
J5316	Socket, 1/2" DR Deep 1/2" 12 PT
J5318	Socket, Deep 1/2" DR 9/16" 12 PT
J5320	Socket, Deep 1/2" DR 5/8" 12 PT
J5322	Socket, Deep 1/2" DR 11/16" 12 PT
J5324	Socket, Deep 1/2" DR 3/4" 12 PT
J5326	Socket, Deep 1/2" DR 13/16" 12 PT
J5328	Socket, Deep 1/2" DR 7/8" 12 PT
J5330	Socket, Deep 1/2" DR 15/16" 12 PT
J5332	Socket, Deep 1/2" DR 1" 12 PT
J5334	Socket, Deep 1/2" DR 1-1/16" 12 PT
J5336	Socket, Deep 1/2" DR 1-1/8" 12 PT
J5340	Socket, Deep 1/2" DR 1-1/4" 12 PT
J5412	Socket, 1/2" DR 3/8" 12 PT
J5412S	Socket, 1/2" DR 3/8" 8 PT
J5414	Socket, 1/2" DR 7/16" 12 PT
J5414S	Socket, 1/2" DR 7/16" 8 PT
J5416	Socket, 1/2" DR 1/2" 12 PT
J5416S	Socket, 1/2" DR 1/2" 8 PT
J5418	Socket, 1/2" DR 9/16" 12 PT
J5418S	Socket, 1/2" DR 9/16" 8 PT
J5419	Socket, 1/2" DR 19/32" 12 PT
J5420	Socket, 1/2" DR 5/8" 12 PT
J5420S	Socket, 1/2" DR 5/8" 8 PT
J5422	Socket, 1/2" DR 11/16" 12 PT
J5422S	Socket, 1/2" DR 11/16" 8 PT
J5424	Socket, 1/2" DR 3/4" 12 PT
J5424S	Socket, 1/2" DR 3/4" 8 PT
J5425	Socket, 1/2" DR 25/32" 12 PT
J5426	Socket, 1/2" DR 13/16" 12 PT
J5426S	Socket, 1/2" DR 13/16" 8 PT
J5428	Socket, 1/2" DR 7/8" 12 PT
J5428S	Socket, 1/2" DR 7/8" 8 PT
J5429	Socket, 1/2" DR 29/32" 12 PT
J5430	Socket, 1/2" DR 15/16" 12 PT
J5432	Socket, 1/2" DR 1" 12 PT



Contents	Description
J5432S	Socket, 1/2" DR 1" 8 PT
J5434	Socket, 1/2" DR 1-1/16" 12 PT
J5436	Socket, 1/2" DR 1-1/8" 12 PT
J5438	Socket, 1/2" DR 1-3/16" 12 PT
J5440	Socket, 1/2" DR 1-1/4" 12 PT
J54411/2	Socket, Hex Bit 1/2" DR 1/2"
J54411/4	Socket, Hex Bit 1/2" DR 1/4"
J54413/8	Socket, Hex Bit 1/2" DR 3/8"
J54415/16	Socket, Hex Bit 1/2" DR 5/16"
J54415/8	Socket, Hex Bit 1/2" DR 5/8"
J54417/16	Socket, Hex Bit 1/2" DR 7/16"
J54419/16	Socket, Hex Bit 1/2" DR 9/16"
J5442	Socket, 1/2" DR 1-5/16" 12 PT
J5444	Socket, 1/2" DR 1-3/8" 12 PT
J5444A	Socket, Drag Link 1/2" DR - 3/4"
J5446	Socket, 1/2" DR 1-7/16" 12 PT
J5446A	Socket, Drag Link 1/2" DR - 15/16"
J5448	Socket, 1/2" DR 1-1/2" 12 PT
J5475A	Socket, Universal 1/2" DR 1/2" 12 PT
J5476A	Socket, Universal 1/2" DR 9/16" 12 PT
J5477A	Socket, Universal 1/2" DR 5/8" 12 PT
J5528	Socket, 3/4" DR 7/8" 12 PT
J5530	Socket, 3/4" DR 15/16" 12 PT
J5532	Socket, 3/4" DR 1" 12 PT
J5534	Socket, 3/4" DR 1-1/16" 12 PT
J5536	Socket, 3/4" DR 1-1/8" 12 PT
J5538	Socket, 3/4" DR 1-3/16" 12 PT
J5540	Socket, 3/4" DR 1-1/4" 12 PT
J5542	Socket, 3/4" DR 1-5/16" 12 PT
J5544	Socket, 3/4" DR 1-3/8" 12 PT
J5546	Socket, 3/4" DR 1-7/16" 12 PT
J5548	Socket, 3/4" DR 1-1/2" 12 PT
J5550	Socket, 3/4" DR 1-9/16" 12 PT
J5552	Socket, 3/4" DR 1-5/8" 12 PT
J5554	Socket, 3/4" DR 1-11/16" 12 PT
J5556	Socket, 3/4" DR 1-3/4" 12 PT
J5558	Socket, 3/4" DR 1-13/16" 12 PT
J5560	Socket, 3/4" DR 1-7/8" 12 PT
J5564	Socket, 3/4" DR 2" 12 PT
J5568	Socket, 3/4" DR 2-1/8" 12 PT
J5570	Socket, 3/4" DR 2-3/16" 12 PT
J5572	Socket, 3/4" DR 2-1/4" 12 PT
J5576	Socket, 3/4" DR 2-3/8" 12 PT
J7208H	Socket, Impact 3/8" DR 1/4" 6 PT
J7209H	Socket, Impact 3/8" DR 9/32" 6 PT
J7210H	Socket, Impact 3/8" DR 5/16" 6 PT
J7211H	Socket, Impact 3/8" DR 11/32" 6 PT
J7212H	Socket, Impact 3/8" DR 3/8" 6 PT
J7214H	Socket, Impact 3/8" DR 7/16" 6 PT
J7216H	Socket, Impact 3/8" DR 1/2" 6 PT
J7218H	Socket, Impact 3/8" DR 9/16" 6 PT
J7220H	Socket, Impact 3/8" DR 5/8" 6 PT
J7222H	Socket, Impact 3/8" DR 11/16" 6 PT
J7224H	Socket, Impact 3/8" DR 3/4" 6 PT

Contents	Description
J7226H	Socket, Impact 3/8" DR 13/16" 6 PT
J7228H	Socket, Impact 3/8" DR 7/8" 6 PT
J7230H	Socket, Impact 3/8" DR 15/16" 6 PT
J7232H	Socket, Impact 3/8" DR 1" 6 PT
J7312H	Socket, Impact Deep 1/2" DR 3/8" 6 PT
J7314H	Socket, Impact Deep 1/2" DR 7/16" 6 PT
J7316H	Socket, Impact Deep 1/2" DR 1/2" 6 PT
J7318H	Socket, Impact Deep 1/2" DR 9/16" 6 PT
J7320H	Socket, Impact Deep 1/2" DR 5/8" 6 PT
J7322H	Socket, Impact Deep 1/2" DR 11/16" 6 PT
J7324H	Socket, Impact Deep 1/2" DR 3/4" 6 PT
J7326H	Socket, Impact Deep 1/2" DR 13/16" 6 PT
J7328H	Socket, Impact Deep 1/2" DR 7/8" 6 PT
J7330H	Socket, Impact Deep 1/2" DR 15/16" 6 PT
J7332H	Socket, Impact Deep 1/2" DR 1" 6 PT
J7334H	Socket, Impact Deep 1/2" DR 1-1/16" 6 PT
J7336H	Socket, Impact Deep 1/2" DR 1-1/8" 6 PT
J7338H	Socket, Impact Deep 1/2" DR 1-3/16" 6 PT
J7340H	Socket, Impact Deep 1/2" DR 1-1/4" 6 PT
J7342H	Socket, Impact Deep 1/2" DR 1-5/16" 6 PT
J7344H	Socket, Impact Deep 1/2" DR 1-3/8" 6 PT
J7346H	Socket, Impact Deep 1/2" DR 1-7/16" 6 PT
J7348H	Socket, Impact Deep 1/2" DR 1-1/2" 6 PT
J7412H	Socket, Impact 1/2" DR 3/8" 6 PT
J7414H	Socket, Impact 1/2" DR 7/16" 6 PT
J7416H	Socket, Impact 1/2" DR 1/2" 6 PT
J7418H	Socket, Impact 1/2" DR 9/16" 6 PT
J7420H	Socket, Impact 1/2" DR 5/8" 6 PT
J7422H	Socket, Impact 1/2" DR 11/16" 6 PT
J7424H	Socket, Impact 1/2" DR 3/4" 6 PT
J7426H	Socket, Impact 1/2" DR 13/16" 6 PT
J7428H	Socket, Impact 1/2" DR 7/8" 6 PT
J7430H	Socket, Impact 1/2" DR 15/16" 6 PT
J7432H	Socket, Impact 1/2" DR 1" 6 PT
J7434H	Socket, Impact 1/2" DR 1-1/16" 6 PT
J7436H	Socket, Impact 1/2" DR 1-1/8" 6 PT
J7438H	Socket, Impact 1/2" DR 1-3/16" 6 PT
J7440H	Socket, Impact 1/2" DR 1-1/4" 6 PT
J74411/2	Socket, Impact Hex Bit 1/2" DR 1/2"
J74411/4	Socket, Impact Hex Bit 1/2" DR 1/4"
J74413/8	Socket, Impact Hex Bit 1/2" DR 3/8"
J74415/16	Socket, Impact Hex Bit 1/2" DR 5/16"
J74415/8	Socket, Impact Hex Bit 1/2" DR 5/8"
J74417/16	Socket, Impact Hex Bit 1/2" DR 7/16"
J74419/16	Socket, Impact Hex Bit 1/2" DR 9/16"
J4704LM	Socket, 1/4" DR Deep 4 mm 6 PT
J4704M	Socket, 1/4" DR 4 mm 6 PT
J47055M	Socket, 1/4" DR 5.5 mm 6 PT
J4705M	Socket, 1/4" DR 5 mm 6 PT
J4706M	Socket, 1/4" DR 6 mm 6 PT
J4707M	Socket, 1/4" DR 7 mm 6 PT
J4708M	Socket, 1/4" DR 8 mm 6 PT
J4709M	Socket, 1/4" DR 9 mm 6 PT
J4710M	Socket, 1/4" DR 10 mm 6 PT



1046 PIECE MASTER TECHNICIAN MAINTENANCE SET (CONT'D)

Product #: **JCS-1046MAS**

Contents	Description
J4711M	Socket, 1/4" DR 11 mm 6 PT
J4712M	Socket, 1/4" DR 12 mm 6 PT
J4713M	Socket, 1/4" DR 13 mm 6 PT
J4714M	Socket, 1/4" DR 14 mm 6 PT
J47055LM	Socket, Deep 1/4" DR 5.5 mm 6 PT
J47055LTM	Socket, Deep 1/4" DR 5.5 mm 12 PT
J4705LM	Socket, Deep 1/4" DR 5 mm 6 PT
J4705LTM	Socket, Deep 1/4" DR 5 mm 12 PT
J4706LM	Socket, Deep 1/4" DR 6 mm 6 PT
J4706LTM	Socket, Deep 1/4" DR 6 mm 12 PT
J4707LM	Socket, Deep 1/4" DR 7 mm 6 PT
J4707LTM	Socket, Deep 1/4" DR 7 mm 12 PT
J4708LM	Socket, Deep 1/4" DR 8 mm 6 PT
J4708LTM	Socket, Deep 1/4" DR 8 mm 12 PT
J4709LM	Socket, Deep 1/4" DR 9 mm 6 PT
J4709LTM	Socket, Deep 1/4" DR 9 mm 12 PT
J4710LM	Socket, Deep 1/4" DR 10 mm 6 PT
J4710LTM	Socket, Deep 1/4" DR 10 mm 12 PT
J4711LM	Socket, Deep 1/4" DR 11 mm 6 PT
J4711LTM	Socket, Deep 1/4" DR 11 mm 12 PT
J4712LM	Socket, Deep 1/4" DR 12 mm 6 PT
J4712LTM	Socket, Deep 1/4" DR 12 mm 12 PT
J4713LM	Socket, Deep 1/4" DR 13 mm 6 PT
J4713LTM	Socket, Deep 1/4" DR 13 mm 12 PT
J4714LM	Socket, Deep 1/4" DR 14 mm 6 PT
J4714LTM	Socket, Deep 1/4" DR 14 mm 12 PT
J4770-2.5M	Socket, Hex Bit 1/4" DR 2.5 mm
J4770-2M	Socket, Hex Bit 1/4" DR 2 mm
J4770-3M	Socket, Hex Bit 1/4" DR 3 mm
J4770-4M	Socket, Hex Bit 1/4" DR 4 mm
J4770-5M	Socket, Hex Bit 1/4" DR 5 mm
J4770-6M	Socket, Hex Bit 1/4" DR 6 mm
J4990-10M	Socket, Hex Bit 3/8" 10 mm
J4990-4M	Socket, Hex Bit 3/8" 4 mm
J4990-5M	Socket, Hex Bit 3/8" 5 mm
J4990-6M	Socket, Hex Bit 3/8" 6 mm
J4990-7M	Socket, Hex Bit 3/8" 7 mm
J4990-8M	Socket, Hex Bit 3/8" 8 mm
J4990-9M	Socket, Hex Bit 3/8" DR 9 mm
J5008M	Socket, Deep 3/8" DR 8 mm 12 PT
J5009M	Socket, Deep 3/8" DR 9 mm 12 PT
J5010M	Socket, Deep 3/8" DR 10 mm 12 PT
J5011M	Socket, Deep 3/8" DR 11 mm 12 PT
J5012M	Socket, Deep 3/8" DR 12 mm 12 PT
J5013M	Socket, Deep 3/8" DR 13 mm 12 PT
J5014M	Socket, Deep 3/8" DR 14 mm 12 PT
J5015M	Socket, Deep 3/8" DR 15 mm 12 PT
J5016M	Socket, Deep 3/8" DR 16 mm 12 PT
J5017M	Socket, Deep 3/8" DR 17 mm 12 PT
J5018M	Socket, Deep 3/8" DR 18 mm 12 PT
J5019M	Socket, Deep 3/8" DR 19 mm 12 PT
J5208M	Socket, 3/8" DR 8 mm 12 PT
J5209M	Socket, 3/8" DR 9 mm 12 PT

Contents	Description
J5210M	Socket, 3/8" DR 10 mm 12 PT
J5211M	Socket, 3/8" DR 11 mm 12 PT
J5212M	Socket, 3/8" DR 12 mm 12 PT
J5213M	Socket, 3/8" DR 13 mm 12 PT
J5214M	Socket, 3/8" DR 14 mm 12 PT
J5215M	Socket, 3/8" DR 15 mm 12 PT
J5216M	Socket, 3/8" DR 16 mm 12 PT
J5217M	Socket, 3/8" DR 17 mm 12 PT
J5218M	Socket, 3/8" DR 18 mm 12 PT
J5219M	Socket, 3/8" DR 19 mm 12 PT
J5273HAM	Socket, Universal 3/8" DR 10 mm 6 PT
J5274HAM	Socket, Universal 3/8" DR 11 mm 6 PT
J5275HAM	Socket, Universal 3/8" DR 12 mm 6 PT
J5276HAM	Socket, Universal 3/8" DR 13 mm 6 PT
J5277HAM	Socket, Universal 3/8" DR 14 mm 6 PT
J5278HAM	Socket, Universal 3/8" DR 15 mm 6 PT
J5279HAM	Socket, Universal 3/8" DR 16 mm 6 PT
J5280HAM	Socket, Universal 3/8" DR 17 mm 6 PT
J5281HAM	Socket, Universal 3/8" DR 18 mm 6 PT
J5282HAM	Socket, Universal 3/8" DR 19 mm 6 PT
J5310M	Socket, Deep 1/2" DR 10 mm 12 PT
J5311M	Socket, Deep 1/2" DR 11 mm 12 PT
J5312M	Socket, Deep 1/2" DR 12 mm 12 PT
J5313M	Socket, Deep 1/2" DR 13 mm 12 PT
J5314M	Socket, Deep 1/2" DR 14 mm 12 PT
J5315M	Socket, Deep 1/2" DR 15 mm 12 PT
J5316M	Socket, Deep 1/2" DR 16 mm 12 PT
J5317M	Socket, Deep 1/2" DR 17 mm 12 PT
J5318M	Socket, Deep 1/2" DR 18 mm 12 PT
J5319M	Socket, Deep 1/2" DR 19 mm 12 PT
J5320M	Socket, Deep 1/2" DR 20 mm 12 PT
J5321M	Socket, Deep 1/2" DR 21 mm 12 PT
J5322M	Socket, Deep 1/2" DR 22 mm 12 PT
J5323M	Socket, Deep 1/2" DR 23 mm 12 PT
J5324M	Socket, Deep 1/2" DR 24 mm 12 PT
J5410M	Socket, 1/2" DR 10 mm 12 PT
J5411M	Socket, 1/2" DR 11 mm 12 PT
J5412M	Socket, 1/2" DR 12 mm 12 PT
J5413M	Socket, 1/2" DR 13 mm 12 PT
J5414M	Socket, 1/2" DR 14 mm 12 PT
J5415M	Socket, 1/2" DR 15 mm 12 PT
J5416M	Socket, 1/2" DR 16 mm 12 PT
J5417M	Socket, 1/2" DR 17 mm 12 PT
J5418M	Socket, 1/2" DR 18 mm 12 PT
J5419M	Socket, 1/2" DR 19 mm 12 PT
J5420M	Socket, 1/2" DR 20 mm 12 PT
J5421M	Socket, 1/2" DR 21 mm 12 PT
J5422M	Socket, 1/2" DR 22 mm 12 PT
J5423M	Socket, 1/2" DR 23 mm 12 PT
J5424M	Socket, 1/2" DR 24 mm 12 PT
J5441-12M	Socket, Hex Bit 1/2" DR 12 mm
J5441-14M	Socket, Hex Bit 1/2" DR 14 mm
J5441-17M	Socket, Hex Bit 1/2" DR 17 mm
J7310M	Socket, Impact Deep 1/2" DR 10 mm 6 PT



Contents	Description
J7311M	Socket, Impact Deep 1/2" DR 11 mm 6 PT
J7312M	Socket, Impact Deep 1/2" DR 12 mm 6 PT
J7313M	Socket, Impact Deep 1/2" DR 13 mm 6 PT
J7314M	Socket, Impact Deep 1/2" DR 14 mm 6 PT
J7315M	Socket, Impact Deep 1/2" DR 15 mm 6 PT
J7316M	Socket, Impact Deep 1/2" DR 16 mm 6 PT
J7317M	Socket, Impact Deep 1/2" DR 17 mm 6 PT
J7318M	Socket, Impact Deep 1/2" DR 18 mm 6 PT
J7319M	Socket, Impact Deep 1/2" DR 19 mm 6 PT
J7320M	Socket, Impact Deep 1/2" DR 20 mm 6 PT
J7321M	Socket, Impact Deep 1/2" DR 21 mm 6 PT
J7322M	Socket, Impact Deep 1/2" DR 22 mm 6 PT
J7323M	Socket, Impact Deep 1/2" DR 23 mm 6 PT
J7324M	Socket, Impact Deep 1/2" DR 24 mm 6 PT
J7410M	Socket, Impact 1/2" DR 10 mm 6 PT
J7411M	Socket, Impact 1/2" DR 11 mm 6 PT
J7412M	Socket, Impact 1/2" DR 12 mm 6 PT
J7413M	Socket, Impact 1/2" DR 13 mm 6 PT
J7414M	Socket, Impact 1/2" DR 14 mm 6 PT
J7415M	Socket, Impact 1/2" DR 15 mm 6 PT
J7416M	Socket, Impact 1/2" DR 16 mm 6 PT
J7417M	Socket, Impact 1/2" DR 17 mm 6 PT
J7418M	Socket, Impact 1/2" DR 18 mm 6 PT
J7419M	Socket, Impact 1/2" DR 19 mm 6 PT
J7420M	Socket, Impact 1/2" DR 20 mm 6 PT
J7421M	Socket, Impact 1/2" DR 21 mm 6 PT
J7422M	Socket, Impact 1/2" DR 22 mm 6 PT
J7423M	Socket, Impact 1/2" DR 23 mm 6 PT
J7424M	Socket, Impact 1/2" DR 24 mm 6 PT
J4737	Socket, Phillips Bit 1/4" DR #1
J4738	Socket, Phillips Bit 1/4" DR #2
J5241	Socket, Phillips Bit 3/8" DR #2
J5242	Socket, Phillips Bit 3/8" DR #3
J5243	Socket, Phillips Bit 3/8" DR #4
J2584	Socket Bar, 6-1/4"
J2585	Socket Bar, 9"
J2586	Socket Bar, 13"
J2587	Socket Bar, 17"
J2590	Socket Clip, 1/4" DR
J2591	Socket Clip, 3/8" DR
J2592	Socket Clip, 1/2" DR
J4769	Socket Driver, 1/4" DR
68-768	Tap & Die Set 76 PC
33-212	Tape Rule, PowerLock® Metal Case, 1/2" x 12'
J9969-R	Tool Box, General Purpose Double Latch 26"
J25TR01C	Tool Roll, 7 Pockets
J25TR03C	Tool Roll, 7 Pockets
J25TR05C	Tool Roll, 10 Pockets
J25TR06C	Tool Roll, 5 Pocket
J25TR08C	Tool Roll, 14 Pockets
J25TR10C	Tool Roll, 13 Pockets
J25TR12C	Tool Roll, 8 Pockets
J25TR13C	Tool Roll, 11 Pockets
J25TR21C	Tool Roll, 26 Pockets

Contents	Description
J25TR22C	Tool Roll, 3 Pockets
J25TR26C	Tool Roll, 9 Pockets
J25TR28C	Tool Roll, 10 Pockets
J25TR32C	Tool Roll, 7 Pockets
J25TR41C	Tool Roll, 15 Pockets
J25TR42C	Tool Roll, 18 Pockets
J25TR44C	Tool Roll, 11 Pockets
J6014C	Torque Wrench, Ratcheting Head Micrometer 1/2" DR 50-250 ft-lbs
21012TC134	Cutter, LENOX® Tubing 1/8" - 1-3/4" Diameter
J4770A	Universal Joint, 1/4" DR
J5270A	Universal Joint, 3/8" DR
J5470A	Universal Joint, 1/2" DR
J5670	Universal Joint, 3/4" DR
J706	Wrench, Adjustable Satin 6"
J708	Wrench, Adjustable Satin 8"
J710	Wrench, Adjustable Satin 10"
J712	Wrench, Adjustable Satin 12"
J715	Wrench, Adjustable Satin 15"
J801	Wrench, Chain Universal 16-1/2"
J810HD	Wrench, Pipe Cast Iron HD 10"
J814HD	Wrench, Pipe Cast Iron HD 14"
J818HD	Wrench, Pipe Cast Iron HD 18"
J1120	Wrench, Short Double Box Satin 5/16" x 3/8" 12 PT
J1122	Wrench, Short Double Box Satin 3/8" x 7/16" 12 PT
J1126	Wrench, Short Double Box Satin 1/2" x 9/16" 12 PT
J1131	Wrench, Short Double Box Satin 5/8" x 3/4" 12 PT
J1170	Wrench, Double Box Full Polish 5/16" x 3/8" 12 PT
J1171	Wrench, Double Box Full Polish 7/16" x 1/2" 12 PT
J1172	Wrench, Double Box Full Polish 9/16" x 5/8" 12 PT
J1173	Wrench, Double Box Full Polish 11/16" x 3/4" 12 PT
J1174	Wrench, Double Box Full Polish 13/16" x 7/8" 12 PT
J1175	Wrench, Double Box Full Polish 15/16" x 1" 12 PT
J1176	Wrench, Double Box Full Polish 1-1/16" x 1-1/8" 12 PT
J1191T-A	Wrench, Ratcheting Double Box 1/4" x 5/16" 12 PT
J1192T-A	Wrench, Ratcheting Double Box 3/8" x 7/16" 12 PT
J1193T-A	Wrench, Ratcheting Double Box 1/2" x 9/16" 12 PT
J1194-A	Wrench, Ratcheting Double Box 5/8" x 11/16" 12 PT
J1195-A	Wrench, Ratcheting Double Box 3/4" x 7/8" 12 PT
J1210A	Wrench, Combination Satin 5/16" 12 PT
J1212ASD	Wrench, Combination Satin 3/8" 12 PT
J1214ASD	Wrench, Combination Satin 7/16" 12 PT
J1216ASD	Wrench, Combination Satin 1/2" 12 PT
J1218ASD	Wrench, Combination Satin 9/16" 12 PT
J1220ASD	Wrench, Combination Satin 5/8" 12 PT
J1222ASD	Wrench, Combination Satin 11/16" 12 PT
J1224ASD	Wrench, Combination Satin 3/4" 12 PT
J1226ASD	Wrench, Combination Satin 13/16" 12 PT
J1228ASD	Wrench, Combination Satin 7/8" 12 PT
J1230ASD	Wrench, Combination Satin 15/16" 12 PT
J1232ASD	Wrench, Combination Satin 1" 12 PT
J1234ASD	Wrench, Combination Satin 1-1/16" 12 PT
J1236ASD	Wrench, Combination Satin 1-1/8" 12 PT
J1240ASD	Wrench, Combination Satin 1-1/4" 12 PT



1046 PIECE MASTER TECHNICIAN MAINTENANCE SET (CONT'D)

Product #: **JCS-1046MAS**

Contents	Description
J1242	Wrench, Combination Satin 1-5/16" 12 PT
J1244	Wrench, Combination Satin 1-3/8" 12 PT
J1246	Wrench, Combination Satin 1-7/16" 12 PT
J1248	Wrench, Combination Satin 1-1/2" 12 PT
J1270-12A	Wrench, Combination Flex Head Satin 3/8" 12 PT
J1270-14A	Wrench, Combination Flex Head Satin 7/16" 12 PT
J1270-16A	Wrench, Combination Flex Head Satin 1/2" 12 PT
J1270-18A	Wrench, Combination Flex Head Satin 9/16" 12 PT
J1270-20A	Wrench, Combination Flex Head Satin 5/8" 12 PT
J1270-22A	Wrench, Combination Flex Head Satin 11/16" 12 PT
J1270-24A	Wrench, Combination Flex Head Satin 3/4" 12 PT
J1725	Wrench, Obstruction Box Satin 7/16" x 1/2" 12 PT
J1730	Wrench, Obstruction Box Satin 9/16" x 5/8" 12 PT
J1731	Wrench, Obstruction Box Satin 5/8" x 3/4" 12 PT
J3018	Wrench, Open-End Satin 1/4" x 5/16"
J3020	Wrench, Open-End Satin 3/8" x 5/16"
J3025	Wrench, Open-End Satin 7/16" x 1/2"
J3026	Wrench, Open-End Satin 1/2" x 9/16"
J3030	Wrench, Open-End Satin 9/16" x 5/8"
J3031	Wrench, Open-End Satin 5/8" x 3/4"
J3035	Wrench, Open-End Satin 11/16" x 3/4"
J3040	Wrench, Open-End Satin 13/16" x 7/8"
J3045	Wrench, Open-End Satin 15/16" x 1"
J3050	Wrench, Open-End Satin 1-1/16" x 1-1/8"
J3112	Wrench, Angle Open-End Full Polish 3/8"
J3114	Wrench, Angle Open-End Full Polish 7/16"
J3116	Wrench, Angle Open-End Full Polish 1/2"
J3118	Wrench, Angle Open-End Full Polish 9/16"
J3120	Wrench, Angle Open-End Full Polish 5/8"
J3122	Wrench, Angle Open-End Full Polish 11/16"
J3124	Wrench, Angle Open-End Full Polish 3/4"
J3126	Wrench, Angle Open-End Full Polish 13/16"
J3128	Wrench, Angle Open-End Full Polish 7/8"
J3130	Wrench, Angle Open-End Full Polish 15/16"
J3132	Wrench, Angle Open-End Full Polish 1"
J3134	Wrench, Angle Open-End Full Polish 1-1/16"
J3136	Wrench, Angle Open-End Full Polish 1-1/8"
J3140	Wrench, Angle Open-End Full Polish 1-1/4"
J3210	Wrench, Ignition 13/64" x 15/64"
J3211	Wrench, Ignition 15/64" x 13/64"
J3215	Wrench, Ignition 7/32" x 1/4"
J3216	Wrench, Ignition 1/4" x 7/32"
J3220	Wrench, Ignition 9/32" x 5/16"
J3221	Wrench, Ignition 5/16" x 9/32"
J3225	Wrench, Ignition 11/32" x 3/8"
J3226	Wrench, Ignition 3/8" x 11/32"
J3314	Wrench, Angle Open-End Satin 7/32"
J3315	Wrench, Angle Open-End Satin 15/64"
J3316	Wrench, Angle Open-End Satin 1/4"
J3318	Wrench, Angle Open-End Satin 9/32"
J3320	Wrench, Angle Open-End Satin 5/16"
J3322	Wrench, Angle Open-End Satin 11/32"
J3324	Wrench, Angle Open-End Satin 3/8"

Contents	Description
J3328	Wrench, Angle Open-End Satin 7/16"
J3332	Wrench, Angle Open-End Satin 1/2"
J3751	Wrench, Combination Flare Nut Satin 3/8" 6 PT
J3752	Wrench, Combination Flare Nut Satin 7/16" 6 PT
J3753	Wrench, Combination Flare Nut Satin 1/2" 6 PT
J3754	Wrench, Combination Flare Nut Satin 9/16" 6 PT
J3755	Wrench, Combination Flare Nut Satin 5/8" 6 PT
J3756	Wrench, Combination Flare Nut Satin 11/16" 6 PT
J3757	Wrench, Combination Flare Nut Satin 3/4" 6 PT
J3812	Wrench, Ratcheting Flare Nut 3/8" 12 PT
J3814	Wrench, Ratcheting Flare Nut 7/16" 12 PT
J3816	Wrench, Ratcheting Flare Nut 1/2" 12 PT
J3818	Wrench, Ratcheting Flare Nut 9/16" 12 PT
J3820	Wrench, Ratcheting Flare Nut 5/8" 12 PT
J3822	Wrench, Ratcheting Flare Nut 11/16" 12 PT
J3824	Wrench, Ratcheting Flare Nut 3/4" 12 PT
J4708CF	Wrench, Crowfoot Open End 1/4" DR 1/4"
J4710CF	Wrench, Crowfoot Open End 1/4" DR 5/16"
J4712CF	Wrench, Crowfoot Open End 1/4" DR 3/8"
J4714CF	Wrench, Crowfoot Open End 1/4" DR 7/16"
J4716CF	Wrench, Crowfoot Open End 1/4" DR 1/2"
J4718CF	Wrench, Crowfoot Open End 1/4" DR 9/16"
J4912CF	Wrench, Crowfoot Open End 3/8" DR 3/8"
J4914CF	Wrench, Crowfoot Open End 3/8" DR 7/16"
J4916CF	Wrench, Crowfoot Open End 3/8" DR 1/2"
J4918CF	Wrench, Crowfoot Open End 3/8" DR 9/16"
J4920CF	Wrench, Crowfoot Open End 3/8" DR 5/8"
J4922CF	Wrench, Crowfoot Open End 3/8" DR 11/16"
J4924CF	Wrench, Crowfoot Open End 3/8" DR 3/4"
J4926CF	Wrench, Crowfoot Open End 3/8" DR 13/16"
J4928CF	Wrench, Crowfoot Open End 3/8" DR 7/8"
J4930CF	Wrench, Crowfoot Open End 3/8" DR 15/16"
J4932CF	Wrench, Crowfoot Open End 3/8" DR 1"
J5330CF	Wrench, Crowfoot Open End 1/2" DR 15/16"
J5332CF	Wrench, Crowfoot Open End 1/2" DR 1"
J5334CF	Wrench, Crowfoot Open End 1/2" DR 1-1/16"
J5336CF	Wrench, Crowfoot Open End 1/2" DR 1-1/8"
J5336FL	Wrench, Crowfoot Flare Nut 1/2" DR 1-1/8"
J5338CF	Wrench, Crowfoot Open End 1/2" DR 1-3/16"
J5338FL	Wrench, Crowfoot Flare Nut 1/2" DR 1-3/16"
J5340CF	Wrench, Crowfoot Open End 1/2" DR 1-1/4"
J5340FL	Wrench, Crowfoot Flare Nut 1/2" DR 1-1/4"
J5342CF	Wrench, Crowfoot Open End 1/2" DR 1-5/16"
J5342FL	Wrench, Crowfoot Flare Nut 1/2" DR 1-5/16"
J5344CF	Wrench, Crowfoot Open End 1/2" DR 1-3/8"
J5344FL	Wrench, Crowfoot Flare Nut 1/2" DR 1-3/8"
J5346CF	Wrench, Crowfoot Open End 1/2" DR 1-7/16"
J5346FL	Wrench, Crowfoot Flare Nut 1/2" DR 1-7/16"
J5348CF	Wrench, Crowfoot Open End 1/2" DR 1-1/2"
J5348FL	Wrench, Crowfoot Flare Nut 1/2" DR 1-1/2"
J5350CF	Wrench, Crowfoot Open End 1/2" DR 1-9/16"
J5350FL	Wrench, Crowfoot Flare Nut 1/2" DR 1-9/16"
J5352CF	Wrench, Crowfoot Open End 1/2" DR 1-5/8"
J5352FL	Wrench, Crowfoot Flare Nut 1/2" DR 1-5/8"



Contents	Description
J5354CF	Wrench, Crowfoot Open End 1/2" DR 1-11/16"
J5354FL	Wrench, Crowfoot Flare Nut 1/2" DR 1-11/16"
J5356CF	Wrench, Crowfoot Open End 1/2" DR 1-3/4"
J5356FL	Wrench, Crowfoot Flare Nut 1/2" DR 1-3/4"
J5358CF	Wrench, Crowfoot Open End 1/2" DR 1-13/16"
J5358FL	Wrench, Crowfoot Flare Nut 1/2" DR 1-13/16"
J5360CF	Wrench, Crowfoot Open End 1/2" DR 1-7/8"
J5360FL	Wrench, Crowfoot Flare Nut 1/2" DR 1-7/8"
J1050M	Wrench, Offset Double Box Full Polish 6 x 7 mm 12 PT
J1051M	Wrench, Offset Double Box Full Polish 8 x 9 mm 12 PT
J1053M	Wrench, Offset Double Box Full Polish 10 x 11 mm 12 PT
J1057M	Wrench, Offset Double Box Full Polish 12 x 13 mm 12 PT
J1061M	Wrench, Offset Double Box Full Polish 14 x 15 mm 12 PT
J1064M	Wrench, Offset Double Box Full Polish 16 x 18 mm 12 PT
J1065M	Wrench, Offset Double Box Full Polish 17 x 19 mm 12 PT
J1072M	Wrench, Offset Double Box Full Polish 21 x 24 mm 12 PT
J1073M	Wrench, Offset Double Box Full Polish 22 x 24 mm 12 PT
J1077M	Wrench, Offset Double Box Full Polish 27 x 30 mm 12 PT
J1079M	Wrench, Offset Double Box Full Polish 30 x 32 mm 12 PT
J1191M-A	Wrench, Ratcheting Double Box 7 x 8 mm 6 PT
J1192M-A	Wrench, Ratcheting Double Box 9 x 10 mm 6 PT
J1193MA-A	Wrench, Ratcheting Double Box 11 x 13 mm 6 PT
J1194MA-A	Wrench, Ratcheting Double Box 12 x 14 mm 6 PT
J1195M-A	Wrench, Ratcheting Double Box 15 x 17 mm 12 PT
J1207MA	Wrench, Combination Satin 7 mm 12 PT
J1208MA	Wrench, Combination Satin 8 mm 12 PT
J1209MA	Wrench, Combination Satin 9 mm 12 PT
J1210MASD	Wrench, Combination Satin 10 mm 12 PT
J1211MASD	Wrench, Combination Satin 11 mm 12 PT
J1212MASD	Wrench, Combination Satin 12 mm 12 PT
J1213MASD	Wrench, Combination Satin 13 mm 12 PT
J1214MASD	Wrench, Combination Satin 14 mm 12 PT
J1215MASD	Wrench, Combination Satin 15 mm 12 PT
J1216MASD	Wrench, Combination Satin 16 mm 12 PT
J1217MASD	Wrench, Combination Satin 17 mm 12 PT
J1218MASD	Wrench, Combination Satin 18 mm 12 PT
J1219MASD	Wrench, Combination Satin 19 mm 12 PT
J1220MASD	Wrench, Combination Satin 20 mm 12 PT
J1221MASD	Wrench, Combination Satin 21 mm 12 PT
J1222MASD	Wrench, Combination Satin 22 mm 12 PT
J1223MASD	Wrench, Combination Satin 23 mm 12 PT
J1224MASD	Wrench, Combination Satin 24 mm 12 PT
J30607	Wrench, Open-End Satin 6 mm x 7 mm
J30809	Wrench, Open-End Satin 8 mm x 9 mm
J31011	Wrench, Open-End Satin 10 mm x 11 mm

Contents	Description
J3109M	Wrench, Angle Open End 9 mm
J3110M	Wrench, Angle Open End 10 mm
J3111M	Wrench, Angle Open End 11 mm
J3112M	Wrench, Angle Open End 12 mm
J3113M	Wrench, Angle Open End 13 mm
J3114M	Wrench, Angle Open End 14 mm
J3115M	Wrench, Angle Open End 15 mm
J3116M	Wrench, Angle Open End 16 mm
J3117M	Wrench, Angle Open End 17 mm
J3118M	Wrench, Angle Open End 18 mm
J3119M	Wrench, Angle Open End 19 mm
J31213	Wrench, Open-End Satin 12 mm x 13 mm
J31415	Wrench, Open-End Satin 14 mm x 15 mm
J31617	Wrench, Open-End Satin 16 mm x 17 mm
J31819	Wrench, Open-End Satin 18 mm x 19 mm
J32022	Wrench, Open-End Satin 20 mm x 22 mm
J32123	Wrench, Open-End Satin 21 mm x 23 mm
J32426	Wrench, Open-End Satin 24 mm x 26 mm
J3707M	Wrench, Flare Nut Satin 7 x 8 mm 6 PT
J3709M	Wrench, Flare Nut Satin 9 x 11 mm 6 PT
J3710M	Wrench, Flare Nut Satin 10 x 12 mm 6 PT
J3713M	Wrench, Flare Nut Satin 13 x 14 mm 6 PT
J3715M	Wrench, Flare Nut Satin 15 x 17 mm 6 PT
J4909MCF	Wrench, Crowfoot Open End 3/8" DR 9 mm
J4910MCF	Wrench, Crowfoot Open End 3/8" DR 10 mm
J4911MCF	Wrench, Crowfoot Open End 3/8" DR 11 mm
J4912MCF	Wrench, Crowfoot Open End 3/8" DR 12 mm
J4913MCF	Wrench, Crowfoot Open End 3/8" DR 13 mm
J4914MCF	Wrench, Crowfoot Open End 3/8" DR 14 mm
J4915MCF	Wrench, Crowfoot Open End 3/8" DR 15 mm
J4916MCF	Wrench, Crowfoot Open End 3/8" DR 16 mm
J4917MCF	Wrench, Crowfoot Open End 3/8" DR 17 mm
J4918MCF	Wrench, Crowfoot Open End 3/8" DR 18 mm
J4919MCF	Wrench, Crowfoot Open End 3/8" DR 19 mm
J4920MCF	Wrench, Crowfoot Open End 3/8" DR 20 mm
J4921MCF	Wrench, Crowfoot Open End 3/8" DR 21 mm
J4922MCF	Wrench, Crowfoot Open End 3/8" DR 22 mm
J4923MCF	Wrench, Crowfoot Open End 3/8" DR 23 mm
J4924MCF	Wrench, Crowfoot Open End 3/8" DR 24 mm
J1204EFS	Wrench, Combination 1/8" 6 PT
J1205EFS	Wrench, Combination 5/32" 6 PT
J1206EFS	Wrench, Combination 3/16" 6 PT
J1208ES	Wrench, Short Combination Full Polish 1/4" - 12 PT
J1209ES	Wrench, Short Combination Full Polish 9/32" - 12 PT
J1210ES	Wrench, Short Combination Full Polish 5/16" - 12 PT
J1211ES	Wrench, Short Combination Full Polish 11/32" - 12 PT
J1212ES	Wrench, Short Combination Full Polish 3/8" - 12 PT



833 PIECE MASTER TECHNICIAN MAINTENANCE SET

- ▶ 1/4", 3/8", 1/2", 3/4" Drive tools.
- ▶ Designed for fastener sizes 1/16" - 2-3/8", 2 mm - 24 mm.
- ▶ 375 - Sockets and Accessories
- ▶ 170 - Wrenches
- ▶ 34 - Striking and Struck Tools
- ▶ 27 - Pliers and Snips
- ▶ 32 - Screwdrivers
- ▶ 139 - Miscellaneous Tools
- ▶ Modules contained: JCS-MAS-1, JCS-MAS-2, JCS-MAS-3, JCS-MAS-4, JCS-MAS-5, JCS-MOD833.
- ▶ Enhanced version of Proto® J99940 Master Technician Maintenance Set.
- ▶ Weight (lbs): 356.0 (Tools Only)

Tools Only



JCS-0833MAS

With Workstation J555041-10SG



JCS-0833MASBX1A

With Workstation J545442-14SG



JCS-0833MASBX2A





Contents	Description
9000-10	Bit, Insert 1/4" x 1"
9000-11	Bit, Insert Slotted 5/16" x 1-1/2", 9/32 Blade
9000-12	Bit, Insert Slotted 5/16" x 1-1/2", 23/64" Blade
9000-6	Bit, Insert Slotted 3/16" #4
9000-7	Bit, Insert Slotted 1/4" x 7/8"
9000-8	Bit, for P1 1/4" x 1"
9000-9	Bit, for P2 1/4" x 1"
J60002	Bit, Insert # 1 Phillips 1/4" Hex
J60008	Bit, Insert # 2 Phillips 1/4" Hex
J60020	Bit, Insert # 3 Phillips 1/4" Hex
J60050	Bit, Insert #1 Phillips 5/16" Hex
J60052	Bit, Insert #2 Phillips 5/16" Hex
J60054	Bit, Insert #3 Phillips 5/16" Hex
J60256	Bit, Insert 10F-12R Slot 5/16" Hex
J60262	Bit, Insert 14F-16R Slot 5/16" Hex
J6930	Bit Holder 3/8" DR 5/16" Hex
J6931	Bit Holder 3/8" DR 1/4" Hex
J60202	Bit, Insert 3/16" Slotted 1/4" Hex
J60208	Bit, Insert 9/32" Slotted 1/4" Hex
J4019	Tool Storage, Box for Puller, Red
J4968PB	Case, Blow Molded Red
J7099AB	Case, Blow Molded Red
J9200DPB	Case, Blow Molded Red for 9200D
J9500BPB	Box, Blow Molded
J86A1/2S2	Chisel, Cold 5/8"
J86A1/4S2	Chisel, Cold 5/16"
J86A1X8S2	Chisel, Cold 1-3/16"
J86A3/16S2	Chisel, Cold 1/4"
J86A3/4X8S2	Chisel, Cold 7/8"
J86A5/16S2	Chisel, Cold 3/8"
J86A5/8S2	Chisel, Cold 3/4"
J86A7/16S2	Chisel, Cold 1/2"
J86A7/8X8S2	Chisel, Cold 1"
J404	C-Clamp, Standard Service Deep Throat Screw - 0-4"
J7099	Driver, Hand Impact 3/8" DR 5-1/2"
J4759	Extension, 1/4" DR 2"
J4760	Extension, 1/4" DR 3"
J4761	Extension, 1/4" DR 6"
J4765	Extension, Flexible 1/4" DR 6-1/4"
J5260	Extension, 3/8" DR 3"
J5260-06	Extension, 3/8" DR 6"
J5262	Extension, 3/8" DR 12"
J5268	Extension, Flexible 3/8" DR 8"
J5260-06W	Extension, Wobble 3/8" DR 6"
J5260W	Extension, Wobble 3/8" DR 3"
J5460	Extension, 1/2" DR 2-1/2"
J5461	Extension, 1/2" DR 5"
J5463	Extension, 1/2" DR 10"
J5660	Extension, 3/4" DR 4"
J5661	Extension, 3/4" DR 8"
J5663	Extension, 3/4" DR 16"
J69X00	Extractor, Bolt Set 10 PC

Contents	Description
J351	Tool, Tubing Flaring
28-240	Putty Knife, Nylon Handle, Flexible 1-1/4"
28-540	Putty Knife, Wood Handle, Flexible 1-1/4"
15-265	Hacksaw, Adjustable w/ Rubber Grip
J1308AVP	Hammer, Ball Pein, Anti-Vibe® 8 oz.
J1316AVP	Hammer, Ball Pein, Anti-Vibe® 16 oz.
J1332AVP	Hammer, Ball Pein, Anti-Vibe® 32 oz.
J1430G	Hammer, Brass 1.5 Lb.
J57-532	Hammer, Dead Blow Combo Face 28 oz.
J57-534	Hammer, Dead Blow Combo Face 56 oz.
J4766	Handle, Hinge 1/4" DR
J5265	Handle, Hinge 3/8" DR
J5468	Handle, Hinge 1/2" DR 18-5/8"
J5668	Handle, Hinge 1/4" DR 5-3/4"
J5485	Handle, Hinge Black Oxide 3/8" DR 8-1/2"
J4785	Handle, Sliding-T 1" DR
J5285	Handle, Sliding-T 3/4" DR
J5480G	Handle, Sliding-T 3/8" DR
J5685	Handle, Sliding-T 1/4" DR
J4780G	Handle, Speed 1/2" DR
J5280G	Handle, Speed 1/4" DR 15-1/2"
J4980	Hex Key, Set 13 PC
J4984	Hex Key, Metric 9 PC
J2108S2	Holder, Punch and Chisel
10-099	Knife, Classic 99° Retractable Blade Utility, Gray
FMHT10311	Knife, FATMAX® Folding Pocket 7-5/8"
J1368	Mallet, Rubber
J2373	Mirror, Rectangular Telescoping 2-1/8"
J9206	Nut Driver, 3/16" x 2-3/4"
J9207	Nut Driver, 7/32" x 2-3/4"
J9208	Nut Driver, 1/4" x 2-3/4"
J9209	Nut Driver, 9/32" x 2-3/4"
J9210	Nut Driver, 5/16" x 2-3/4"
J9211	Nut Driver, 11/32" x 2-3/4"
J9212	Nut Driver, 3/8" x 2-3/4"
J9214	Nut Driver 7/16" x 2-3/4"
J9216	Nut Driver, 1/2" x 2-3/4"
J9218	Nut Driver, 9/16" x 2-3/4"
J9220	Nut Driver, 5/8" x 2-3/4"
JN0404RM	Nut Driver, 4 mm x 4"
JN0504RM	Nut Driver, 5 mm x 4"
JN0604RM	Nut Driver, 6 mm x 4"
JN0704RM	Nut Driver, 7 mm x 4"
JN0804RM	Nut Driver, 8 mm x 4"
JN0904RM	Nut Driver, 9 mm x 4"
JN1004RM	Nut Driver, 10 mm x 4"
JN1104RM	Nut Driver, 11 mm x 4"
JN1204RM	Nut Driver, 12 mm x 4"
JN1304RM	Nut Driver, 13 mm x 4"
JN1404RM	Nut Driver, 14 mm x 4"
JN5504RM	Nut Driver, 5.5 mm x 4"
J2381	Pick, Cotter Pin Puller



833 PIECE MASTER TECHNICIAN MAINTENANCE SET (CONT'D)

Product #: **JCS-0833MAS**

Contents	Description
J206G	Pliers, Diagonal Cutting w/ Grip 6-1/16"
J209G	Pliers, Diagonal Cutting HD w/ Grip 7-5/16"
J222G	Pliers, Needle Nose Long Thin 6-1/16"
J225G	Pliers, Bent Nose 6-5/16"
J226G	Pliers, Needle Nose w/ Cutter 6-5/8"
J227G	Pliers, Duckbill w/ Grip 7-25/32"
J260SGXL	Pliers, XL Series Groove Joint w/ Grip 10"
J261SGXL	Pliers, XL Series Groove Joint w/ Grip 5"
J262SGXL	Pliers, XL Series Groove Joint w/ Grip 7"
J265SGXL	Pliers, XL Series Groove Joint w/ Grip 16"
J268G	Pliers, Lineman's w/ Grip 8-5/8"
J272G	Pliers, End Cutting High Leverage 8-1/4"
J276GXL	Pliers, XL Series Combo Slip-Joint w/ Grip 6"
J278GXL	Pliers, XL Series Combo Slip-Joint w/ Grip 8"
J286LNXL	Pliers, Locking Mini Long Nose 6-29/32"
J291XL	Pliers, Locking Straight Jaw 7-15/32"
J292XL	Pliers, Locking Curved Jaw 9-1/4"
J298	Pliers, Wire Strippers 8-1/4"
J360A	Pliers, Set Convertible Retaining Ring 6 PC
J2120S2	Pry Bar, Aligning 18"
J2124	Pry Bar, Aligning 24"
J2126S2	Pry Bar, Rolling Head 12"
J2130S2	Pry Bar, Rolling Head 16"
J4012T	Puller, Tip Detachable
J4022T	Puller, Tip Detachable Standard
J4040-1	Puller, Step Plate 3/4"
J4040-10	Puller, Step Plate 1-7/8"
J4040-11	Puller, Step Plate 2"
J4040-2	Puller, Step Plate 7/8"
J4040-3	Puller, Step Plate 1"
J4040-4	Puller, Step Plate 1-1/8"
J4040-5	Puller, Step Plate 1-1/4"
J4040-6	Puller, Step Plate 1-3/8"
J4040-7	Puller, Step Plate 1-1/2"
J4040-8	Puller, Step Plate 1-5/8"
J4040-9	Puller, Step Plate 1-3/4"
J4055H	Puller, Slide Hammer 5 lb.
J4056-4	Puller, Jaw Reversible 4" Reach
J4056PN	Puller, Pin Pivot
J4205S	Puller, Screw Forcing Acme
J4208CA	Puller, Cross Arm 6 Ton 2 Way
J4209JB	Puller, 6 Ton Jaw Block
J4209LS	Puller, Jaw Block Lock Screw
J4210RJ	Puller, 6 Ton Jaw Reversible
J4225S	Puller, Screw Forcing Acme
J4227CA	Puller, Cross Arm 3 Way
J4229JB	Puller, 10 Ton Jaw Block
J4229LS	Puller, Jaw Block Lock Screw
J4230RJ	Puller, Jaw 10 Ton Reversible
J4250N	Puller, Nut Adjustable Reversible
J4255B	Puller, Yoke 3 Way Jaw ACM
J4260H	Puller, Slide Hammer 2-1/2"

Contents	Description
J4260R	Puller, Handle T-Rod Acme
J4275R	Puller, Rod Slide Acme Threader
J4280B	Puller, Blind Bearing Coll
J4331N	Puller, Nut Hex
J4331P	Puller, Separator Plate
J4331R	Puller, Screw Cap
J4333AR	Puller, Rod Threader 3/4"-16 UNF x 13
J4333N	Puller, Nut Hex
J4333P	Puller, Separator Plate
J411/2S2	Punch, Center 1/2"
J413/8S2	Punch, Center 3/8"
J445/16S2	Punch, Prick 5/16"
J471/2X1/4S2	Punch, Pin 1/4"
J471/4X3/32S2	Punch, Pin 3/32"
J473/8X3/16S2	Punch, Pin 3/16"
J475/16X1/8S2	Punch, Pin 1/8"
J475/16X5/32S2	Punch, Pin 5/32"
J477/16X7/32S2	Punch, Pin 7/32"
J501/2S2	Punch, Starting 1/4"
J501/4S2	Punch, Starting 3/32"
J503/8S2	Punch, Starting 3/16"
J505/16S2	Punch, Starting 1/8"
J507/16S2	Punch, Starting 7/32"
J961/2S2	Punch, Drift 1/4"
J963/8S2	Punch, Drift 3/16"
J965/16S2	Punch, Drift 1/8"
J4749	Ratchet, Classic Pear Head 1/4" DR 5"
J5247	Ratchet, Adapter 3/8" DR
J5249	Ratchet, Classic Pear Head 3/8" DR 7"
J5257F	Ratchet, Flex Head 3/8" DR 8-1/2"
J5447	Ratchet, Adapter 1/2" DR
J5449	Ratchet, Classic Pear Head 1/2" DR 10"
J5450	Ratchet, Long Classic Pear Head 1/2" DR 16"
J5457F	Ratchet, Flex Head 1/2" DR 17-3/32"
J5649	Ratchet, Classic Pear Head 3/4" DR 20"
J2375	Retriever Tool, Pocket Magnetic 16-3/4 - 26-3/4"
J2343	Scraper, Carbon 1-1/2"
J9521	Extractor, Screw 1/8"
J9522	Extractor, Screw 3/16"
J9523	Extractor, Screw 15/64"
J9524	Extractor, Screw 5/16"
J9525	Extractor, Screw 3/8"
J9525B	Extractor, Screw 15/32"
J9526	Extractor, Screw 9/16"
J9527	Extractor, Screw 21/32"
J9528	Extractor, Screw 13/16"
J9529	Extractor, Screw 1-1/16"
J9853	Screw Starter, Slotted 5-5/8"
J9884	Screw Starter, Phillips 5-3/4"
JC31604R	Screwdriver, Slotted Cabinet Round 3/16" x 4"
JC31608R	Screwdriver, Slotted Cabinet Round 3/16" x 8"
JCP1803R	Screwdriver, Slotted Cabinet Round 1/8" x 3"



Contents	Description
JCP1804R	Screwdriver, Slotted Cabinet Round 1/8" x 4"
JCP1808R	Screwdriver, Slotted Cabinet Round 1/8" x 8"
JKB1404RP	Screwdriver, Slotted Round 1/4" x 4"
JK14112R	Screwdriver, Slotted Round Stubby 1/4" x 1-1/2"
JKB31604RP	Screwdriver, Slotted Round 3/16" x 4"
JKB3808RP	Screwdriver, Slotted Round 3/8" x 8"
JKB3812RP	Screwdriver, Slotted Round 3/8" x 12"
JKB51606RP	Screwdriver, Slotted Round 5/16" x 6"
JPO103R	Screwdriver, Phillips Round # 1 x 3"
JPO108R	Screwdriver, Phillips Round # 1 x 8"
JPO204R	Screwdriver, Phillips Round # 2 x 4"
JPO208R	Screwdriver, Phillips Round # 2 x 8"
JPO2112R	Screwdriver, Phillips Round Stubby # 2 x 1-1/2"
JPO306R	Screwdriver, Phillips Round # 3 x 6"
JPO408R	Screwdriver, Phillips Round # 4 x 8"
JPP0003R	Screwdriver, Phillips Round # 0 x 3"
J95218	Sheath, Folding Knife - Leather
J303S	Snips, Aviation Straight
J308	Snips, Miniature 6-1/2"
J322	Snips, Straight Cutting 12-3/4"
J5246	Socket, Bit Screwdriver Slotted 3/8" DR 1/4"
J4706	Socket, 1/4" DR 3/16" 6 PT
J4707	Socket, 1/4" DR 7/32" 6 PT
J4708	Socket, 1/4" DR 1/4" 6 PT
J4708S	Socket, 1/4" DR 1/4" 8 PT
J4709	Socket, 1/4" DR 9/32" 6 PT
J4710	Socket, 1/4" DR 5/16" 6 PT
J4710S	Socket, 1/4" DR 5/16" 8 PT
J4711	Socket, 1/4" DR 11/32" 6 PT
J4712	Socket, 1/4" DR 3/8" 6 PT
J4712S	Socket, 1/4" DR 3/8" 8 PT
J4714	Socket, 1/4" DR 7/16" 6 PT
J4716	Socket, 1/4" DR 1/2" 6 PT
J4718	Socket, 1/4" DR 9/16" 6 PT
J4706L	Socket, Deep 1/4" DR 3/16" 6 PT
J4707L	Socket, Deep 1/4" DR 7/32" 6 PT
J4708L	Socket, Deep 1/4" DR 1/4" 6 PT
J4709L	Socket, Deep 1/4" DR 9/32" 6 PT
J4710L	Socket, Deep 1/4" DR 5/16" 6 PT
J4711L	Socket, Deep 1/4" DR 11/32" 6 PT
J4712L	Socket, Deep 1/4" DR 3/8" 6 PT
J4714L	Socket, Deep 1/4" DR 1/2" 6 PT
J4716L	Socket, Deep 1/4" DR 7/16" 6 PT
J4718L	Socket, Deep 1/4" DR 9/16" 6 PT
J4743	Socket, Screwdriver Bit Slotted 1/4" DR 1/4"
J4744	Socket, Screwdriver Bit Slotted 1/4" DR 3/16"
J4745	Socket, Screwdriver Bit Slotted 1/4" DR 1/4"
J47701/16	Socket, Hex Bit 1/4" DR 1/16"
J47701/4	Socket, Hex Bit 1/4" DR 1/4"
J47701/8	Socket, Hex Bit 1/4" DR 1/8"
J47703/16	Socket, Hex Bit 1/4" DR 3/16"
J47703/32	Socket, Hex Bit 1/4" DR 3/32"

Contents	Description
J47705/16	Socket, Hex Bit 1/4" DR 5/16"
J47705/32	Socket, Hex Bit 1/4" DR 5/32"
J47705/64	Socket, Hex Bit 1/4" DR 5/64"
J47707/32	Socket, Hex Bit 1/4" DR 7/32"
J47707/64	Socket, Hex Bit 1/4" DR 7/64"
J47709/64	Socket, Hex Bit 1/4" DR 9/64"
J4770TA	Socket, Universal 1/4" DR 7/32" 12 PT
J4771TA	Socket, Universal 1/4" DR 1/4" 12 PT
J4772TA	Socket, Universal 1/4" DR 5/16" 12 PT
J4773TA	Socket, Universal 1/4" DR 3/8" 12 PT
J4774TA	Socket, Universal 1/4" DR 7/16" 12 PT
J4775TA	Socket, Universal 1/4" DR 1/2" 12 PT
J4776TA	Socket, Universal 1/4" DR 9/16" 12 PT
J4777TA	Socket, Universal 1/4" DR 9/32" 12 PT
J4778TA	Socket, Universal 1/4" DR 11/32" 12 PT
J49901/4	Socket, Hex Bit 3/8" DR 1/4"
J49901/8	Socket, Hex Bit 3/8" DR 1/8"
J49903/16	Socket, Hex Bit 3/8" DR 3/16"
J49903/8	Socket, Hex Bit 3/8" DR 3/8"
J49905/16	Socket, Hex Bit 3/8" DR 5/16"
J49905/32	Socket, Hex Bit 3/8" DR 5/32"
J49907/32	Socket, Hex Bit 3/8" DR 7/32"
J5008	Socket, Deep 3/8" DR 1/4" 12 PT
J5010	Socket, Deep 3/8" DR 5/16" 12 PT
J5012	Socket, Deep 3/8" DR 3/8" 12 PT
J5014	Socket, Deep 3/8" DR 7/16" 12 PT
J5016	Socket, Deep 3/8" DR 1/2" 12 PT
J5018	Socket, Deep 3/8" DR 9/16" 12 PT
J5020	Socket, Deep 3/8" DR 5/8" 12 PT
J5022	Socket, Deep 3/8" DR 11/16" 12 PT
J5024	Socket, Deep 3/8" DR 3/4" 12 PT
J5026	Socket, Deep 3/8" DR 13/16" 12 PT
J5028	Socket, Deep 3/8" DR 7/8" 12 PT
J5030	Socket, Deep 3/8" DR 15/16" 12 PT
J5032	Socket, Deep 3/8" DR 1" 12 PT
J5208	Socket, 3/8" DR 1/4" 12 PT
J5208S	Socket, 3/8" DR 1/4" 8 PT
J5210	Socket, 3/8" DR 5/16" 12 PT
J5210S	Socket, 3/8" DR 5/16" 8 PT
J5212	Socket, 3/8" DR 3/8" 12 PT
J5212S	Socket, 3/8" DR 3/8" 8 PT
J5214	Socket, 3/8" DR 7/16" 12 PT
J5214S	Socket, 3/8" DR 7/16" 8 PT
J5216	Socket, 3/8" DR 1/2" 12 PT
J5216S	Socket, 3/8" DR 1/2" 8 PT
J5218	Socket, 3/8" DR 9/16" 12 PT
J5220	Socket, 3/8" DR 5/8" 12 PT
J5222	Socket, 3/8" DR 11/16" 12 PT
J5224	Socket, 3/8" DR 3/4" 12 PT
J5226	Socket, 3/8" DR 13/16" 12 PT
J5228	Socket, 3/8" DR 7/8" 12 PT
J5230	Socket, 3/8" DR 15/16" 12 PT



833 PIECE MASTER TECHNICIAN MAINTENANCE SET (CONT'D)

Product #: **JCS-0833MAS**

Contents	Description
J5232	Socket, 3/8" DR 1" 12 PT
J5273A	Socket, Universal 3/8" DR 3/8" 12 PT
J5273HA	Socket, Universal 3/8" DR 3/8" 6 PT
J5274A	Socket, Universal 3/8" DR 7/16" 12 PT
J5274HA	Socket, Universal 3/8" DR 7/16" 6 PT
J5275A	Socket, Universal 3/8" DR 1/2" 12 PT
J5275HA	Socket, Universal 3/8" DR 1/2" 6 PT
J5276A	Socket, Universal 3/8" DR 9/16" 12 PT
J5276HA	Socket, Universal 3/8" DR 9/16" 6 PT
J5277A	Socket, Universal 3/8" DR 5/8" 12 PT
J5277HA	Socket, Universal 3/8" DR 5/8" 6 PT
J5278A	Socket, Universal 3/8" DR 11/16" 12 PT
J5278HA	Socket, Universal 3/8" DR 11/16" 6 PT
J5279A	Socket, Universal 3/8" DR 3/4" 12 PT
J5279HA	Socket, Universal 3/8" DR 3/4" 6 PT
J5316	Socket, Deep 1/2" DR 1/2" 12 PT
J5318	Socket, Deep 1/2" DR 9/16" 12 PT
J5320	Socket, Deep 1/2" DR 5/8" 12 PT
J5322	Socket, Deep 1/2" DR 11/16" 12 PT
J5324	Socket, Deep 1/2" DR 3/4" 12 PT
J5326	Socket, Deep 1/2" DR 13/16" 12 PT
J5328	Socket, Deep 1/2" DR 7/8" 12 PT
J5330	Socket, Deep 1/2" DR 15/16" 12 PT
J5332	Socket, Deep 1/2" DR 1" 12 PT
J5334	Socket, Deep 1/2" DR 1-1/16" 12 PT
J5336	Socket, Deep 1/2" DR 1-1/8" 12 PT
J5340	Socket, Deep 1/2" DR 1-1/4" 12 PT
J5412	Socket, 1/2" DR 3/8" 12 PT
J5412S	Socket, 1/2" DR 3/8" 8 PT
J5414	Socket, 1/2" DR 7/16" 12 PT
J5414S	Socket, 1/2" DR 7/16" 8 PT
J5416	Socket, 1/2" DR 1/2" 12 PT
J5416S	Socket, 1/2" DR 1/2" 8 PT
J5418	Socket, 1/2" DR 9/16" 12 PT
J5418S	Socket, 1/2" DR 9/16" 8 PT
J5419	Socket, 1/2" DR 19/32" 12 PT
J5420	Socket, 1/2" DR 5/8" 12 PT
J5420S	Socket, 1/2" DR 5/8" 8 PT
J5422	Socket, 1/2" DR 11/16" 12 PT
J5422S	Socket, 1/2" DR 11/16" 8 PT
J5424	Socket, 1/2" DR 3/4" 12 PT
J5424S	Socket, 1/2" DR 3/4" 8 PT
J5425	Socket, 1/2" DR 25/32" 12 PT
J5426	Socket, 1/2" DR 13/16" 12 PT
J5426S	Socket, 1/2" DR 13/16" 8 PT
J5428	Socket, 1/2" DR 7/8" 12 PT
J5428S	Socket, 1/2" DR 7/8" 8 PT
J5429	Socket, 1/2" DR 29/32" 12 PT
J5430	Socket, 1/2" DR 15/16" 12 PT
J5432	Socket, 1/2" DR 1" 12 PT
J5432S	Socket, 1/2" DR 1" 8 PT
J5434	Socket, 1/2" DR 1-1/16" 12 PT

Contents	Description
J5436	Socket, 1/2" DR 1-1/8" 12 PT
J5438	Socket, 1/2" DR 1-3/16" 12 PT
J5440	Socket, 1/2" DR 1-1/4" 12 PT
J5442	Socket, 1/2" DR 1-5/16" 12 PT
J5444	Socket, 1/2" DR 1-3/8" 12 PT
J5446	Socket, 1/2" DR 1-7/16" 12 PT
J5448	Socket, 1/2" DR 1-1/2" 12 PT
J5444A	Socket, Drag Link 1/2" DR - 3/4"
J5446A	Socket, Drag Link 1/2" DR - 15/16"
J54411/2	Socket, Hex Bit 1/2" DR 1/2"
J54411/4	Socket, Hex Bit 1/2" DR 1/4"
J54413/8	Socket, Hex Bit, 1/2" DR 3/8"
J54415/16	Socket, Hex Bit, 1/2" DR 5/16"
J54415/8	Socket, Hex Bit, 1/2" DR 5/8"
J54417/16	Socket, Hex Bit, 1/2" DR 7/16"
J54419/16	Socket, Hex Bit, 1/2" DR 9/16"
J5475A	Socket, Universal 1/2" DR 1/2" 12 PT
J5476A	Socket, Universal 1/2" DR 9/16" 12 PT
J5477A	Socket, Universal 1/2" DR 5/8" 12 PT
J5528	Socket, 3/4" DR 7/8" 12 PT
J5530	Socket, 3/4" DR 15/16" 12 PT
J5532	Socket, 3/4" DR 1" 12 PT
J5534	Socket, 3/4" DR 1-1/16" 12 PT
J5536	Socket, 3/4" DR 1-1/8" 12 PT
J5538	Socket, 3/4" DR 1-3/16" 12 PT
J5540	Socket, 3/4" DR 1-1/4" 12 PT
J5542	Socket, 3/4" DR 1-5/16" 12 PT
J5544	Socket, 3/4" DR 1-3/8" 12 PT
J5546	Socket, 3/4" DR 1-7/16" 12 PT
J5548	Socket, 3/4" DR 1-1/2" 12 PT
J5550	Socket, 3/4" DR 1-9/16" 12 PT
J5552	Socket, 3/4" DR 1-5/8" 12 PT
J5554	Socket, 3/4" DR 1-11/16" 12 PT
J5556	Socket, 3/4" DR 1-3/4" 12 PT
J5558	Socket, 3/4" DR 1-13/16" 12 PT
J5560	Socket, 3/4" DR 1-7/8" 12 PT
J5564	Socket, 3/4" DR 2" 12 PT
J5568	Socket, 3/4" DR 2-1/8" 12 PT
J5570	Socket, 3/4" DR 2-3/16" 12 PT
J5572	Socket, 3/4" DR 2-1/4" 12 PT
J5576	Socket, 3/4" DR 2-3/8" 12 PT
J7208H	Socket, Impact 3/8" DR 1/4" 6 PT
J7209H	Socket, Impact 3/8" DR 9/32" 6 PT
J7210H	Socket, Impact 3/8" DR 5/16" 6 PT
J7211H	Socket, Impact 3/8" DR 11/32" 6 PT
J7212H	Socket, Impact 3/8" DR 3/8" 6 PT
J7214H	Socket, Impact 3/8" DR 7/16" 6 PT
J7216H	Socket, Impact 3/8" DR 1/2" 6 PT
J7218H	Socket, Impact 3/8" DR 9/16" 6 PT
J7220H	Socket, Impact 3/8" DR 5/8" 6 PT
J7222H	Socket, Impact 3/8" DR 11/16" 6 PT
J7224H	Socket, Impact 3/8" DR 3/4" 6 PT



Contents	Description
J7226H	Socket, Impact 3/8" DR 13/16" 6 PT
J7228H	Socket, Impact 3/8" DR 7/8" 6 PT
J7230H	Socket, Impact 3/8" DR 15/16" 6 PT
J7232H	Socket, Impact 3/8" DR 1" 6 PT
J4704LM	Socket, 1/4" DR Deep 4 mm 6 PT
J4704M	Socket, 1/4" DR 4 mm 6 PT
J47055M	Socket, 1/4" DR 5.5 mm 6 PT
J4705M	Socket, 1/4" DR 5 mm 6 PT
J4706M	Socket, 1/4" DR 6 mm 6 PT
J4707M	Socket, 1/4" DR 7 mm 6 PT
J4708M	Socket, 1/4" DR 8 mm 6 PT
J4709M	Socket, 1/4" DR 9 mm 6 PT
J4710M	Socket, 1/4" DR 10 mm 6 PT
J4711M	Socket, 1/4" DR 11 mm 6 PT
J4712M	Socket, 1/4" DR 12 mm 6 PT
J4713M	Socket, 1/4" DR 13 mm 6 PT
J4714M	Socket, 1/4" DR 14 mm 6 PT
J47055LM	Socket, Deep 1/4" DR 5.5 mm 6 PT
J47055LTM	Socket, Deep 1/4" DR 5.5 mm 12 PT
J4705LM	Socket, Deep 1/4" DR 5 mm 6 PT
J4705LTM	Socket, Deep 1/4" DR 5 mm 12 PT
J4706LM	Socket, Deep 1/4" DR 6 mm 6 PT
J4706LTM	Socket, Deep 1/4" DR 6 mm 12 PT
J4707LM	Socket, Deep 1/4" DR 7 mm 6 PT
J4707LTM	Socket, Deep 1/4" DR 7 mm 12 PT
J4708LM	Socket, Deep 1/4" DR 8 mm 6 PT
J4708LTM	Socket, Deep 1/4" DR 8 mm 12 PT
J4709LM	Socket, Deep 1/4" DR 9 mm 6 PT
J4709LTM	Socket, Deep 1/4" DR 9 mm 12 PT
J4710LM	Socket, Deep 1/4" DR 10 mm 6 PT
J4710LTM	Socket, Deep 1/4" DR 10 mm 12 PT
J4711LM	Socket, Deep 1/4" DR 11 mm 6 PT
J4711LTM	Socket, Deep 1/4" DR 11 mm 12 PT
J4712LM	Socket, Deep 1/4" DR 12 mm 6 PT
J4712LTM	Socket, Deep 1/4" DR 12 mm 12 PT
J4713LM	Socket, Deep 1/4" DR 13 mm 6 PT
J4713LTM	Socket, Deep 1/4" DR 13 mm 12 PT
J4714LM	Socket, Deep 1/4" DR 14 mm 6 PT
J4714LTM	Socket, Deep 1/4" DR 14 mm 12 PT
J4770-2.5M	Socket, Hex Bit 1/4" DR 2.5 mm
J4770-2M	Socket, Hex Bit 1/4" DR 2 mm
J4770-3M	Socket, Hex Bit 1/4" DR 3 mm
J4770-4M	Socket, Hex Bit 1/4" DR 4 mm
J4770-5M	Socket, Hex Bit 1/4" DR 5 mm
J4770-6M	Socket, Hex Bit 1/4" DR 6 mm
J4990-10M	Socket, Hex Bit 3/8" 10 mm
J4990-4M	Socket, Hex Bit 3/8" 4 mm
J4990-5M	Socket, Hex Bit 3/8" 5 mm
J4990-6M	Socket, Hex Bit 3/8" 6 mm
J4990-7M	Socket, Hex Bit 3/8" 7 mm
J4990-8M	Socket, Hex Bit 3/8" 8 mm
J4990-9M	Socket, Hex Bit 3/8" DR 9 mm

Contents	Description
J5008M	Socket, Deep 3/8" DR 8 mm 12 PT
J5009M	Socket, Deep 3/8" DR 9 mm 12 PT
J5010M	Socket, Deep 3/8" DR 10 mm 12 PT
J5011M	Socket, Deep 3/8" DR 11 mm 12 PT
J5012M	Socket, Deep 3/8" DR 12 mm 12 PT
J5013M	Socket, Deep 3/8" DR 13 mm 12 PT
J5014M	Socket, Deep 3/8" DR 14 mm 12 PT
J5015M	Socket, Deep 3/8" DR 15 mm 12 PT
J5016M	Socket, Deep 3/8" DR 16 mm 12 PT
J5017M	Socket, Deep 3/8" DR 17 mm 12 PT
J5018M	Socket, Deep 3/8" DR 18 mm 12 PT
J5019M	Socket, Deep 3/8" DR 19 mm 12 PT
J5208M	Socket, 3/8" DR 8 mm 12 PT
J5209M	Socket, 3/8" DR 9 mm 12 PT
J5210M	Socket, 3/8" DR 10 mm 12 PT
J5211M	Socket, 3/8" DR 11 mm 12 PT
J5212M	Socket, 3/8" DR 12 mm 12 PT
J5213M	Socket, 3/8" DR 13 mm 12 PT
J5214M	Socket, 3/8" DR 14 mm 12 PT
J5215M	Socket, 3/8" DR 15 mm 12 PT
J5216M	Socket, 3/8" DR 16 mm 12 PT
J5217M	Socket, 3/8" DR 17 mm 12 PT
J5218M	Socket, 3/8" DR 18 mm 12 PT
J5219M	Socket, 3/8" DR 19 mm 12 PT
J5273HAM	Socket, Universal 3/8" DR 10 mm 6 PT
J5274HAM	Socket, Universal 3/8" DR 11 mm 6 PT
J5275HAM	Socket, Universal 3/8" DR 12 mm 6 PT
J5276HAM	Socket, Universal 3/8" DR 13 mm 6 PT
J5277HAM	Socket, Universal 3/8" DR 14 mm 6 PT
J5278HAM	Socket, Universal 3/8" DR 15 mm 6 PT
J5279HAM	Socket, Universal 3/8" DR 16 mm 6 PT
J5280HAM	Socket, Universal 3/8" DR 17 mm 6 PT
J5281HAM	Socket, Universal 3/8" DR 18 mm 6 PT
J5282HAM	Socket, Universal 3/8" DR 19 mm 6 PT
J5310M	Socket, Deep 1/2" DR 10 mm 12 PT
J5311M	Socket, Deep 1/2" DR 11 mm 12 PT
J5312M	Socket, Deep 1/2" DR 12 mm 12 PT
J5313M	Socket, Deep 1/2" DR 13 mm 12 PT
J5314M	Socket, Deep 1/2" DR 14 mm 12 PT
J5315M	Socket, Deep 1/2" DR 15 mm 12 PT
J5316M	Socket, Deep 1/2" DR 16 mm 12 PT
J5317M	Socket, Deep 1/2" DR 17 mm 12 PT
J5318M	Socket, Deep 1/2" DR 18 mm 12 PT
J5319M	Socket, Deep 1/2" DR 19 mm 12 PT
J5320M	Socket, Deep 1/2" DR 20 mm 12 PT
J5321M	Socket, Deep 1/2" DR 21 mm 12 PT
J5322M	Socket, Deep 1/2" DR 22 mm 12 PT
J5323M	Socket, Deep 1/2" DR 23 mm 12 PT
J5324M	Socket, Deep 1/2" DR 24 mm 12 PT
J5410M	Socket, 1/2" DR 10 mm 12 PT
J5411M	Socket, 1/2" DR 11 mm 12 PT
J5412M	Socket, 1/2" DR 12 mm 12 PT



833 PIECE MASTER TECHNICIAN MAINTENANCE SET (CONT'D)

Product #: **JCS-0833MAS**

Contents	Description
J5413M	Socket, 1/2" DR 13 mm 12 PT
J5414M	Socket, 1/2" DR 14 mm 12 PT
J5415M	Socket, 1/2" DR 15 mm 12 PT
J5416M	Socket, 1/2" DR 16 mm 12 PT
J5417M	Socket, 1/2" DR 17 mm 12 PT
J5418M	Socket, 1/2" DR 18 mm 12 PT
J5419M	Socket, 1/2" DR 19 mm 12 PT
J5420M	Socket, 1/2" DR 20 mm 12 PT
J5421M	Socket, 1/2" DR 21 mm 12 PT
J5422M	Socket, 1/2" DR 22 mm 12 PT
J5423M	Socket, 1/2" DR 23 mm 12 PT
J5424M	Socket, 1/2" DR 24 mm 12 PT
J5441-12M	Socket, Hex Bit 1/2" DR 12 mm
J5441-14M	Socket, Hex Bit 1/2" DR 14 mm
J5441-17M	Socket, Hex Bit 1/2" DR 17 mm
J4737	Socket, Phillips Bit 1/4" DR #1
J4738	Socket, Phillips Bit 1/4" DR #2
J5241	Socket, Phillips Bit 3/8" DR #2
J5242	Socket, Phillips Bit 3/8" DR #3
J5243	Socket, Phillips Bit 3/8" DR #4
J2584	Socket Bar, 6-1/4"
J2585	Socket Bar, 9"
J2586	Socket Bar, 13"
J2587	Socket Bar, 17"
J2590	Socket Clip, 1/4" DR
J2591	Socket Clip, 3/8" DR
J2592	Socket Clip, 1/2" DR
J4769	Socket Driver, 1/4" DR
68-768	Tap & Die Set 76 PC
33-212	Tape Rule, PowerLock® Metal Case, 1/2" x 12'
J25TR01C	Tool Roll, 7 Pockets
J25TR03C	Tool Roll, 7 Pockets
J25TR05C	Tool Roll, 10 Pockets
J25TR06C	Tool Roll, 5 Pocket
J25TR08C	Tool Roll, 14 Pockets
J25TR12C	Tool Roll, 8 Pockets
J25TR13C	Tool Roll, 11 Pockets
J25TR21C	Tool Roll, 26 Pockets
J25TR22C	Tool Roll, 3 Pockets
J25TR26C	Tool Roll, 9 Pockets
J25TR28C	Tool Roll, 10 Pockets
J25TR32C	Tool Roll, 7 Pockets
J25TR41C	Tool Roll, 15 Pockets
J25TR42C	Tool Roll, 18 Pockets
J25TR44C	Tool Roll, 11 Pockets
J6014C	Torque Wrench, Ratcheting Head Micrometer 1/2" DR 50-250 ft-lbs
21012TC134	Cutter, LENOX® Tubing 1/8" - 1-3/4" Diameter
J4770A	Universal Joint, 1/4" DR
J5270A	Universal Joint, 3/8" DR
J5470A	Universal Joint, 1/2" DR
J5670	Universal Joint, 3/4" DR

Contents	Description
J706	Wrench, Adjustable Satin 6"
J708	Wrench, Adjustable Satin 8"
J710	Wrench, Adjustable Satin 10"
J712	Wrench, Adjustable Satin 12"
J715	Wrench, Adjustable Satin 15"
J801	Wrench, Chain Universal 16-1/2"
J810HD	Wrench, Pipe Cast Iron HD 10"
J814HD	Wrench, Pipe Cast Iron HD 14"
J818HD	Wrench, Pipe Cast Iron HD 18"
J1120	Wrench, Short Double Box Satin 5/16" x 3/8" 12 PT
J1122	Wrench, Short Double Box Satin 3/8" x 7/16" 12 PT
J1126	Wrench, Short Double Box Satin 1/2" x 9/16" 12 PT
J1131	Wrench, Short Double Box Satin 5/8" x 3/4" 12 PT
J1170	Wrench, Double Box Full Polish 5/16" x 3/8" 12 PT
J1171	Wrench, Double Box Full Polish 7/16" x 1/2" 12 PT
J1172	Wrench, Double Box Full Polish 9/16" x 5/8" 12 PT
J1173	Wrench, Double Box Full Polish 11/16" x 3/4" 12 PT
J1174	Wrench, Double Box Full Polish 13/16" x 7/8" 12 PT
J1175	Wrench, Double Box Full Polish 15/16" x 1" 12 PT
J1176	Wrench, Double Box Full Polish 1-1/16" x 1-1/8" 12 PT
J1191T-A	Wrench, Ratcheting Double Box 1/4" x 5/16" 12 PT
J1192T-A	Wrench, Ratcheting Double Box 3/8" x 7/16" 12 PT
J1193T-A	Wrench, Ratcheting Double Box 1/2" x 9/16" 12 PT
J1194-A	Wrench, Ratcheting Double Box 5/8" x 11/16" 12 PT
J1195-A	Wrench, Ratcheting Double Box 3/4" x 7/8" 12 PT
J1208MA	Wrench, Combination Satin 8mm 12PT
J1209MA	Wrench, Combination Satin 9mm 12PT
J1210MASD	Wrench, Combination Satin 10mm 12PT
J1211MASD	Wrench, Combination Satin 11mm 12PT
J1212MASD	Wrench, Combination Satin 11mm 12PT
J1210A	Wrench, Combination Satin 5/16" 12 PT
J1212ASD	Wrench, Combination Satin 3/8" 12 PT
J1214ASD	Wrench, Combination Satin 7/16" 12 PT
J1216ASD	Wrench, Combination Satin 1/2" 12 PT
J1218ASD	Wrench, Combination Satin 9/16" 12 PT
J1220ASD	Wrench, Combination Satin 5/8" 12 PT
J1222ASD	Wrench, Combination Satin 11/16" 12 PT
J1224ASD	Wrench, Combination Satin 3/4" 12 PT
J1226ASD	Wrench, Combination Satin 13/16" 12 PT
J1228ASD	Wrench, Combination Satin 7/8" 12 PT
J1230ASD	Wrench, Combination Satin 15/16" 12 PT
J1232ASD	Wrench, Combination Satin 1" 12 PT
J1234ASD	Wrench, Combination Satin 1-1/16" 12 PT
J1236ASD	Wrench, Combination Satin 1-1/8" 12 PT
J1240ASD	Wrench, Combination Satin 1-1/4" 12 PT
J1242	Wrench, Combination Satin 1-5/16" 12 PT
J1244	Wrench, Combination Satin 1-3/8" 12 PT
J1246	Wrench, Combination Satin 1-7/16" 12 PT
J1248	Wrench, Combination Satin 1-1/2" 12 PT
J1270-12A	Wrench, Combination Flex Head Satin 3/8" 12 PT
J1270-14A	Wrench, Combination Flex Head Satin 7/16" 12 PT
J1270-16A	Wrench, Combination Flex Head Satin 1/2" 12 PT



Contents	Description
J1270-18A	Wrench, Combination Flex Head Satin 9/16" 12 PT
J1270-20A	Wrench, Combination Flex Head Satin 5/8" 12 PT
J1270-22A	Wrench, Combination Flex Head Satin 11/16" 12 PT
J1270-24A	Wrench, Combination Flex Head Satin 3/4" 12 PT
J1725	Wrench, Obstruction Box Satin 7/16" x 1/2" 12 PT
J1730	Wrench, Obstruction Box Satin 9/16" x 5/8" 12 PT
J1731	Wrench, Obstruction Box Satin 5/8" x 3/4" 12 PT
J3018	Wrench, Open-End Satin 1/4" x 5/16"
J3020	Wrench, Open-End Satin 3/8" x 5/16"
J3025	Wrench, Open-End Satin 7/16" x 1/2"
J3026	Wrench, Open-End Satin 1/2" x 9/16"
J3030	Wrench, Open-End Satin 9/16" x 5/8"
J3031	Wrench, Open-End Satin 5/8" x 3/4"
J3035	Wrench, Open-End Satin 11/16" x 3/4"
J3040	Wrench, Open-End Satin 13/16" x 7/8"
J3045	Wrench, Open-End Satin 15/16" x 1"
J3050	Wrench, Open-End Satin 1-1/16" x 1-1/8"
J3112	Wrench, Angle Open-End Full Polish 3/8"
J3114	Wrench, Angle Open-End Full Polish 7/16"
J3116	Wrench, Angle Open-End Full Polish 1/2"
J3118	Wrench, Angle Open-End Full Polish 9/16"
J3120	Wrench, Angle Open-End Full Polish 5/8"
J3122	Wrench, Angle Open-End Full Polish 11/16"
J3124	Wrench, Angle Open-End Full Polish 3/4"
J3126	Wrench, Angle Open-End Full Polish 13/16"
J3128	Wrench, Angle Open-End Full Polish 7/8"
J3130	Wrench, Angle Open-End Full Polish 15/16"
J3132	Wrench, Angle Open-End Full Polish 1"
J3134	Wrench, Angle Open-End Full Polish 1-1/16"
J3136	Wrench, Angle Open-End Full Polish 1-1/8"
J3140	Wrench, Angle Open-End Full Polish 1-1/4"
J3314	Wrench, Angle Open-End Satin 7/32"
J3315	Wrench, Angle Open-End Satin 15/64"
J3316	Wrench, Angle Open-End Satin 1/4"
J3318	Wrench, Angle Open-End Satin 9/32"
J3320	Wrench, Angle Open-End Satin 5/16"
J3322	Wrench, Angle Open-End Satin 11/32"
J3324	Wrench, Angle Open-End Satin 3/8"
J3328	Wrench, Angle Open-End Satin 7/16"
J3332	Wrench, Angle Open-End Satin 1/2"
J3751	Wrench, Combination Flare Nut Satin 3/8" 6 PT
J3752	Wrench, Combination Flare Nut Satin 7/16" 6 PT
J3753	Wrench, Combination Flare Nut Satin 1/2" 6 PT
J3754	Wrench, Combination Flare Nut Satin 9/16" 6 PT
J3755	Wrench, Combination Flare Nut Satin 5/8" 6 PT
J3756	Wrench, Combination Flare Nut Satin 11/16" 6 PT
J3757	Wrench, Combination Flare Nut Satin 3/4" 6 PT
J3812	Wrench, Ratcheting Flare Nut 3/8" 12 PT
J3814	Wrench, Ratcheting Flare Nut 7/16" 12 PT
J3816	Wrench, Ratcheting Flare Nut 1/2" 12 PT
J3818	Wrench, Ratcheting Flare Nut 9/16" 12 PT
J3820	Wrench, Ratcheting Flare Nut 5/8" 12 PT

Contents	Description
J3822	Wrench, Ratcheting Flare Nut 11/16" 12 PT
J3824	Wrench, Ratcheting Flare Nut 3/4" 12 PT
J4912CF	Wrench, Crowfoot Open End 3/8" DR 3/8"
J4914CF	Wrench, Crowfoot Open End 3/8" DR 7/16"
J4916CF	Wrench, Crowfoot Open End 3/8" DR 1/2"
J4918CF	Wrench, Crowfoot Open End 3/8" DR 9/16"
J4920CF	Wrench, Crowfoot Open End 3/8" DR 5/8"
J4922CF	Wrench, Crowfoot Open End 3/8" DR 11/16"
J4924CF	Wrench, Crowfoot Open End 3/8" DR 3/4"
J4926CF	Wrench, Crowfoot Open End 3/8" DR 13/16"
J4928CF	Wrench, Crowfoot Open End 3/8" DR 7/8"
J5336FL	Wrench, Crowfoot Flare Nut 1/2" DR 1-1/8"
J5338FL	Wrench, Crowfoot Flare Nut 1/2" DR 1-3/16"
J5340FL	Wrench, Crowfoot Flare Nut 1/2" DR 1-1/4"
J5342FL	Wrench, Crowfoot Flare Nut 1/2" DR 1-5/16"
J5344FL	Wrench, Crowfoot Flare Nut 1/2" DR 1-3/8"
J5346FL	Wrench, Crowfoot Flare Nut 1/2" DR 1-7/16"
J5348FL	Wrench, Crowfoot Flare Nut 1/2" DR 1-1/2"
J5350FL	Wrench, Crowfoot Flare Nut 1/2" DR 1-9/16"
J5352FL	Wrench, Crowfoot Flare Nut 1/2" DR 1-5/8"
J5354FL	Wrench, Crowfoot Flare Nut 1/2" DR 1-11/16"
J5356FL	Wrench, Crowfoot Flare Nut 1/2" DR 1-3/4"
J5358FL	Wrench, Crowfoot Flare Nut 1/2" DR 1-13/16"
J5360FL	Wrench, Crowfoot Flare Nut 1/2" DR 1-7/8"
J1050M	Wrench, Offset Double Box Full Polish 6 x 7 mm 12 PT
J1051M	Wrench, Offset Double Box Full Polish 8 x 9 mm 12 PT
J1053M	Wrench, Offset Double Box Full Polish 10 x 11 mm 12 PT
J1057M	Wrench, Offset Double Box Full Polish 12 x 13 mm 12 PT
J1061M	Wrench, Offset Double Box Full Polish 14 x 15 mm 12 PT
J1064M	Wrench, Offset Double Box Full Polish 16 x 18 mm 12 PT
J1065M	Wrench, Offset Double Box Full Polish 17 x 19 mm 12 PT
J1072M	Wrench, Offset Double Box Full Polish 21 x 24 mm 12 PT
J1073M	Wrench, Offset Double Box Full Polish 22 x 24 mm 12 PT
J1077M	Wrench, Offset Double Box Full Polish 27 x 30 mm 12 PT
J1079M	Wrench, Offset Double Box Full Polish 30 x 32 mm 12 PT
J1191M-A	Wrench, Ratcheting Double Box 7 x 8 mm 6 PT
J1192M-A	Wrench, Ratcheting Double Box 9 x 10 mm 6 PT
J1193MA-A	Wrench, Ratcheting Double Box 11 x 13 mm 6 PT
J1194MA-A	Wrench, Ratcheting Double Box 12 x 14 mm 6 PT
J1195M-A	Wrench, Ratcheting Double Box 15 x 17 mm 12 PT
J1207MA	Wrench, Combination Satin 7 mm 12 PT
J1208MA	Wrench, Combination Satin 8 mm 12 PT
J1209MA	Wrench, Combination Satin 9 mm 12 PT
J1210MASD	Wrench, Combination Satin 10 mm 12 PT
J1211MASD	Wrench, Combination Satin 11 mm 12 PT
J1212MASD	Wrench, Combination Satin 12 mm 12 PT
J1213MASD	Wrench, Combination Satin 13 mm 12 PT
J1214MASD	Wrench, Combination Satin 14 mm 12 PT
J1215MASD	Wrench, Combination Satin 15 mm 12 PT
J1216MASD	Wrench, Combination Satin 16 mm 12 PT
J1217MASD	Wrench, Combination Satin 17 mm 12 PT
J1218MASD	Wrench, Combination Satin 18 mm 12 PT



833 PIECE MASTER TECHNICIAN MAINTENANCE SET (CONT'D)

Product #: **JCS-0833MAS**

Contents	Description
J1219MASD	Wrench, Combination Satin 19 mm 12 PT
J1220MASD	Wrench, Combination Satin 20 mm 12 PT
J1221MASD	Wrench, Combination Satin 21 mm 12 PT
J1222MASD	Wrench, Combination Satin 22 mm 12 PT
J1223MASD	Wrench, Combination Satin 23 mm 12 PT
J1224MASD	Wrench, Combination Satin 24 mm 12 PT
J30607	Wrench, Open-End Satin 6 mm x 7 mm
J30809	Wrench, Open-End Satin 8 mm x 9 mm
J31011	Wrench, Open-End Satin 10 mm x 11 mm
J3109M	Wrench, Angle Open End 9 mm
J3110M	Wrench, Angle Open End 10 mm
J3111M	Wrench, Angle Open End 11 mm
J3112M	Wrench, Angle Open End 12 mm
J3113M	Wrench, Angle Open End 13 mm
J3114M	Wrench, Angle Open End 14 mm
J3115M	Wrench, Angle Open End 15 mm
J3116M	Wrench, Angle Open End 16 mm
J3117M	Wrench, Angle Open End 17 mm
J3118M	Wrench, Angle Open End 18 mm
J3119M	Wrench, Angle Open End 19 mm
J31213	Wrench, Open-End Satin 12 mm x 13 mm
J31415	Wrench, Open-End Satin 14 mm x 15 mm
J31617	Wrench, Open-End Satin 16 mm x 17 mm
J31819	Wrench, Open-End Satin 18 mm x 19 mm
J32022	Wrench, Open-End Satin 20 mm x 22 mm
J32123	Wrench, Open-End Satin 21mm x 23 mm
J32426	Wrench, Open-End Satin 24 mm x 26 mm
J3707M	Wrench, Flare Nut Satin 7 x 8 mm 6 PT

Contents	Description
J3709M	Wrench, Flare Nut Satin 9 x 11 mm 6 PT
J3710M	Wrench, Flare Nut Satin 10 x 12 mm 6 PT
J3713M	Wrench, Flare Nut Satin 13 x 14 mm 6 PT
J3715M	Wrench, Flare Nut Satin 15 x 17 mm 6 PT
J4909MCF	Wrench, Crowfoot Open End 3/8" DR 9 mm
J4910MCF	Wrench, Crowfoot Open End 3/8" DR 10 mm
J4911MCF	Wrench, Crowfoot Open End 3/8" DR 11 mm
J4912MCF	Wrench, Crowfoot Open End 3/8" DR 12 mm
J4913MCF	Wrench, Crowfoot Open End 3/8" DR 13 mm
J4914MCF	Wrench, Crowfoot Open End 3/8" DR 14 mm
J4915MCF	Wrench, Crowfoot Open End 3/8" DR 15 mm
J4916MCF	Wrench, Crowfoot Open End 3/8" DR 16 mm
J4917MCF	Wrench, Crowfoot Open End 3/8" DR 17 mm
J4918MCF	Wrench, Crowfoot Open End 3/8" DR 18 mm
J4919MCF	Wrench, Crowfoot Open End 3/8" DR 19 mm
J4920MCF	Wrench, Crowfoot Open End 3/8" DR 20 mm
J4921MCF	Wrench, Crowfoot Open End 3/8" DR 21 mm
J4922MCF	Wrench, Crowfoot Open End 3/8" DR 22 mm
J4923MCF	Wrench, Crowfoot Open End 3/8" DR 23 mm
J4924MCF	Wrench, Crowfoot Open End 3/8" DR 24 mm
J1204EFS	Wrench, Combination 1/8" 6 PT
J1205EFS	Wrench, Combination 5/32" 6 PT
J1206EFS	Wrench, Combination 3/16" 6 PT
J1208ES	Wrench, Short Combination Full Polish 1/4" - 12 PT
J1209ES	Wrench, Short Combination Full Polish 9/32" - 12 PT
J1210ES	Wrench, Short Combination Full Polish 5/16" - 12 PT
J1211ES	Wrench, Short Combination Full Polish 11/32" - 12 PT
J1212ES	Wrench, Short Combination Full Polish 3/8" - 12 PT



613 PIECE MASTER TECHNICIAN MAINTENANCE SET

- › 1/4", 3/8", 1/2", 3/4" Drive tools.
- › Designed for fastener sizes 1/16" - 2-3/8", 2 mm - 24 mm.
- › 305 - Sockets and Accessories
- › 170 - Wrenches
- › 34 - Striking and Struck Tools
- › 27 - Pliers and Snips
- › 32 - Screwdrivers
- › 45 - Miscellaneous Tools
- › Modules contained: JCS-MAS-1, JCS-MAS-2, JCS-MAS-3, JCS-MAS-4, JCS-MOD613.
- › Enhanced version of Proto® J99930 Master Technician Maintenance Set.
- › Weight (lbs): 338.0 (Tools Only)

Tools Only



JCS-0613MAS

With Workstation J555041-10SG




JCS-0613MASBX1A

With Workstation J545442-14SG



JCS-0613MASBX2A



613 PIECE MASTER TECHNICIAN MAINTENANCE SET (CONT'D)

Product #: **JCS-0613MAS**

Contents	Description
J4968PB	Case, Blow Molded Red
J9200DPB	Case, Blow Molded Red
J9500BPB	Box, Blow Molded
J86A1/2S2	Chisel, Cold 5/8"
J86A1/4S2	Chisel, Cold 5/16"
J86A1X8S2	Chisel, Cold 1-3/16"
J86A3/16S2	Chisel, Cold 1/4"
J86A3/4X8S2	Chisel, Cold 7/8"
J86A5/16S2	Chisel, Cold 3/8"
J86A5/8S2	Chisel, Cold 3/4"
J86A7/16S2	Chisel, Cold 1/2"
J86A7/8X8S2	Chisel, Cold 1"
J404	C-Clamp, Standard Service Deep Throat Screw - 0-4"
J4759	Extension, 1/4" DR 2"
J4760	Extension, 1/4" DR 3"
J4761	Extension, 1/4" DR 6"
J4765	Extension, Flexible 1/4" DR 6-1/4"
J5260	Extension, 3/8" DR 3"
J5260-06	Extension, 3/8" DR 6"
J5260-06W	Extension, Wobble 3/8" DR 6"
J5260W	Extension, Wobble 3/8" DR 3"
J5262	Extension, 3/8" DR 12"
J5268	Extension, Flexible 3/8" DR 8"
J5460	Extension, 1/2" DR 2-1/2"
J5461	Extension, 1/2" DR 5"
J5463	Extension, 1/2" DR 10"
J5660	Extension, 3/4" DR 4"
J5661	Extension, 3/4" DR 8"
J5663	Extension, 3/4" DR 16"
15-265	Hacksaw, Adjustable w/ Rubber Grip
J1308AVP	Hammer, Ball Pein, Anti-Vibe® 8 oz.
J1316AVP	Hammer, Ball Pein, Anti-Vibe® 16 oz.
J1332AVP	Hammer, Ball Pein, Anti-Vibe® 32 oz.
J1430G	Hammer, Brass 1.5 Lb.
J57-532	Hammer, Dead Blow Combo Face 28 oz.
J57-534	Hammer, Dead Blow Combo Face 56 oz.
J4766	Handle, Hinge 1/4" DR
J5265	Handle, Hinge 3/8" DR
J5468	Handle, Hinge 1/2" DR 18-5/8"
J5668	Handle, Hinge 1/4" DR 5-3/4"
J5485	Handle, Hinge Black Oxide 3/8" DR 8-1/2"
J4785	Handle, Sliding-T 1" DR
J5285	Handle, Sliding-T 3/4" DR
J5480G	Handle, Sliding-T 3/8" DR
J5685	Handle, Sliding-T 1/4" DR
J4780G	Handle, Speed 1/2" DR
J5280G	Handle, Speed 1/4" DR 15-1/2"
J4980	Hex Key Set 13 PC
J4984	Hex Key Set, Metric 9 PC
J2108S2	Holder, Punch and Chisel
10-099	Knife, Classic 99® Retractable Blade Utility, Gray
FMHT10311	Knife, FATMAX® Folding Pocket 7-5/8"
J1368	Mallet, Rubber

Contents	Description
J2373	Mirror, Rectangular Telescoping 2-1/8"
J9206	Nut Driver, 3/16" x 2-3/4"
J9207	Nut Driver, 7/32" x 2-3/4"
J9208	Nut Driver, 1/4" x 2-3/4"
J9209	Nut Driver, 9/32" x 2-3/4"
J9210	Nut Driver, 5/16" x 2-3/4"
J9211	Nut Driver, 11/32" x 2-3/4"
J9212	Nut Driver, 3/8" x 2-3/4"
J9214	Nut Driver 7/16" x 2-3/4"
J9216	Nut Driver, 1/2" x 2-3/4"
J9218	Nut Driver, 9/16" x 2-3/4"
J9220	Nut Driver, 5/8" x 2-3/4"
J2381	Pick, Cotter Pin Puller
J206G	Pliers, Diagonal Cutting w/ Grip 6-1/16"
J209G	Pliers, Diagonal Cutting HD w/ Grip 7-5/16"
J222G	Pliers, Needle Nose Long Thin 6-1/16"
J225G	Pliers, Bent Nose 6-5/16"
J226G	Pliers, Needle Nose w/ Cutter 6-5/8"
J227G	Pliers, Duckbill w/ Grip 7-25/32"
J260SGXL	Pliers, XL Series Groove Joint w/ Grip 10"
J261SGXL	Pliers, XL Series Groove Joint w/ Grip 5"
J262SGXL	Pliers, XL Series Groove Joint w/ Grip 7"
J265SGXL	Pliers, XL Series Groove Joint w/ Grip 16"
J268G	Pliers, Lineman's w/ Grip 8-5/8"
J272G	Pliers, End Cutting High Leverage 8-1/4"
J276GXL	Pliers, XL Series Combo Slip-Joint w/ Grip 6"
J278GXL	Pliers, XL Series Combo Slip-Joint w/ Grip 8"
J286LNXL	Pliers, Locking Mini Long Nose 6-29/32"
J291XL	Pliers, Locking Straight Jaw 7-15/32"
J292XL	Pliers, Locking Curved Jaw 9-1/4"
J298	Pliers, Wire Strippers 8-1/4"
J360A	Pliers Set, Convertible Retaining Ring 6 PC
J2120S2	Pry Bar, Aligning 18"
J2124	Pry Bar, Aligning 24"
J2126S2	Pry Bar, Rolling Head 12"
J2130S2	Pry Bar, Rolling Head 16"
J4022T	Puller, Tip Detachable Standard
J4056-4	Puller, Jaw Reversible 4" Reach
J4056PN	Puller, Pin Pivot
J4205S	Puller, Screw Forcing Acme
J4250N	Puller, Nut Adjustable Reversible
J4255B	Puller, Yoke 3 Way Jaw ACM
J411/2S2	Punch, Center 1/2"
J413/8S2	Punch, Center 3/8"
J445/16S2	Punch, Prick 5/16"
J471/2X1/4S2	Punch, Pin 1/4"
J471/4X3/32S2	Punch, Pin 3/32"
J473/8X3/16S2	Punch, Pin 3/16"
J475/16X1/8S2	Punch, Pin 1/8"
J475/16X5/32S2	Punch, Pin 5/32"
J477/16X7/32S2	Punch, Pin 7/32"
J501/2S2	Punch, Starting 1/4"
J501/4S2	Punch, Starting 3/32"



Contents	Description
J503/8S2	Punch, Starting 3/16"
J505/16S2	Punch, Starting 1/8"
J507/16S2	Punch, Starting 7/32"
J961/2S2	Punch, Drift 1/4"
J963/8S2	Punch, Drift 3/16"
J965/16S2	Punch, Drift 1/8"
28-240	Putty Knife, Nylon Handle, Flexible 1-1/4"
J5247	Ratchet, Adapter 3/8" DR
J5447	Ratchet, Adapter 1/2" DR
J4749	Ratchet, Classic Pear Head 1/4" DR 5"
J5249	Ratchet, Classic Pear Head 3/8" DR 7"
J5449	Ratchet, Classic Pear Head 1/2" DR 10"
J5649	Ratchet, Classic Pear Head 3/4" DR 20"
J5257F	Ratchet, Flex Head 3/8" DR 8-1/2"
J5457F	Ratchet, Flex Head 1/2" DR 17-3/32"
J5450	Ratchet, Long Classic Pear Head 1/2" DR 16"
J2375	Retriever Tool, Pocket Magnetic 16-3/4 - 26-3/4"
J2343	Scraper, Carbon 1-1/2"
J9521	Extractor, Screw 1/8"
J9522	Extractor, Screw 3/16"
J9523	Extractor, Screw 15/64"
J9524	Extractor, Screw 5/16"
J9525	Extractor, Screw 3/8"
J9525B	Extractor, Screw 15/32"
J9526	Extractor, Screw 9/16"
J9527	Extractor, Screw 21/32"
J9528	Extractor, Screw 13/16"
J9529	Extractor, Screw 1-1/16"
J9853	Screw Starter, Slotted 5-5/8"
J9884	Screw Starter, Phillips 5-3/4"
JC31604R	Screwdriver, Slotted Cabinet Round 3/16" x 4"
JC31608R	Screwdriver, Slotted Cabinet Round 3/16" x 8"
JCP1803R	Screwdriver, Slotted Cabinet Round 1/8" x 3"
JCP1804R	Screwdriver, Slotted Cabinet Round 1/8" x 4"
JCP1808R	Screwdriver, Slotted Cabinet Round 1/8" x 8"
JKB1404RP	Screwdriver, Slotted Round 1/4" x 4"
JK14112R	Screwdriver, Slotted Round Stubby 1/4" x 1-1/2"
JKB31604RP	Screwdriver, Slotted Round 3/16" x 4"
JKB3808RP	Screwdriver, Slotted Round 3/8" x 8"
JKB3812RP	Screwdriver, Slotted Round 3/8" x 12"
JKB51606RP	Screwdriver, Slotted Round 5/16" x 6"
JPO103R	Screwdriver, Phillips Round # 1 x 3"
JPO108R	Screwdriver, Phillips Round # 1 x 8"
JPO204R	Screwdriver, Phillips Round # 2 x 4"
JPO208R	Screwdriver, Phillips Round # 2 x 8"
JPO2112R	Screwdriver, Phillips Round Stubby # 2 x 1-1/2"
JPO306R	Screwdriver, Phillips Round # 3 x 6"
JPO408R	Screwdriver, Phillips Round # 4 x 8"
JPP0003R	Screwdriver, Phillips Round # 0 x 3"
J95218	Sheath, Folding Knife - Leather
J303S	Snips, Aviation Straight
J308	Snips, Miniature 6-1/2"
J322	Snips, Straight Cutting 12-3/4"

Contents	Description
J5246	Socket, Bit Screwdriver Slotted 3/8" DR 1/4"
J4706	Socket, 1/4" DR 3/16" 6 PT
J4707	Socket, 1/4" DR 7/32" 6 PT
J4708	Socket, 1/4" DR 1/4" 6 PT
J4708S	Socket, 1/4" DR 1/4" 8 PT
J4709	Socket, 1/4" DR 9/32" 6 PT
J4710	Socket, 1/4" DR 5/16" 6 PT
J4710S	Socket, 1/4" DR 5/16" 8 PT
J4711	Socket, 1/4" DR 11/32" 6 PT
J4712	Socket, 1/4" DR 3/8" 6 PT
J4712S	Socket, 1/4" DR 3/8" 8 PT
J4714	Socket, 1/4" DR 7/16" 6 PT
J4716	Socket, 1/4" DR 1/2" 6 PT
J4718	Socket, 1/4" DR 9/16" 6 PT
J4706L	Socket, Deep 1/4" DR 3/16" 6 PT
J4707L	Socket, Deep 1/4" DR 7/32" 6 PT
J4708L	Socket, Deep 1/4" DR 1/4" 6 PT
J4709L	Socket, Deep 1/4" DR 9/32" 6 PT
J4710L	Socket, Deep 1/4" DR 5/16" 6 PT
J4711L	Socket, Deep 1/4" DR 11/32" 6 PT
J4712L	Socket, Deep 1/4" DR 3/8" 6 PT
J4714L	Socket, Deep 1/4" DR 1/2" 6 PT
J4716L	Socket, Deep 1/4" DR 7/16" 6 PT
J4718L	Socket, Deep 1/4" DR 9/16" 6 PT
J4743	Socket, Screwdriver Bit Slotted 1/4" DR 1/4"
J4744	Socket, Screwdriver Bit Slotted 1/4" DR 3/16"
J4745	Socket, Screwdriver Bit Slotted 1/4" DR 1/4"
J47701/16	Socket, Hex Bit 1/4" DR 1/16"
J47701/4	Socket, Hex Bit 1/4" DR 1/4"
J47701/8	Socket, Hex Bit 1/4" DR 1/8"
J47703/16	Socket, Hex Bit 1/4" DR 3/16"
J47703/32	Socket, Hex Bit 1/4" DR 3/32"
J47705/16	Socket, Hex Bit 1/4" DR 5/16"
J47705/32	Socket, Hex Bit 1/4" DR 5/32"
J47705/64	Socket, Hex Bit 1/4" DR 5/64"
J47707/32	Socket, Hex Bit 1/4" DR 7/32"
J47707/64	Socket, Hex Bit 1/4" DR 7/64"
J47709/64	Socket, Hex Bit 1/4" DR 9/64"
J4771TA	Socket, Universal 1/4" DR 1/4" 12 PT
J4772TA	Socket, Universal 1/4" DR 5/16" 12 PT
J4773TA	Socket, Universal 1/4" DR 3/8" 12 PT
J4774TA	Socket, Universal 1/4" DR 7/16" 12 PT
J49901/4	Socket, Hex Bit 3/8" DR 1/4"
J49901/8	Socket, Hex Bit 3/8" DR 1/8"
J49903/16	Socket, Hex Bit 3/8" DR 3/16"
J49903/8	Socket, Hex Bit 3/8" DR 3/8"
J49905/16	Socket, Hex Bit 3/8" DR 5/16"
J49905/32	Socket, Hex Bit 3/8" DR 5/32"
J49907/32	Socket, Hex Bit 3/8" DR 7/32"
J5008	Socket, Deep 3/8" DR 1/4" 12 PT
J5010	Socket, Deep 3/8" DR 5/16" 12 PT
J5012	Socket, Deep 3/8" DR 3/8" 12 PT
J5014	Socket, Deep 3/8" DR 7/16" 12 PT



613 PIECE MASTER TECHNICIAN MAINTENANCE SET (CONT'D)

Product #: **JCS-0613MAS**

Contents	Description
J5016	Socket, Deep 3/8" DR 1/2" 12 PT
J5018	Socket, Deep 3/8" DR 9/16" 12 PT
J5020	Socket, Deep 3/8" DR 5/8" 12 PT
J5022	Socket, Deep 3/8" DR 11/16" 12 PT
J5024	Socket, Deep 3/8" DR 3/4" 12 PT
J5026	Socket, Deep 3/8" DR 13/16" 12 PT
J5028	Socket, Deep 3/8" DR 7/8" 12 PT
J5030	Socket, Deep 3/8" DR 15/16" 12 PT
J5032	Socket, Deep 3/8" DR 1" 12 PT
J5208	Socket, 3/8" DR 1/4" 12 PT
J5208S	Socket, 3/8" DR 1/4" 8 PT
J5210	Socket, 3/8" DR 5/16" 12 PT
J5210S	Socket, 3/8" DR 5/16" 8 PT
J5212	Socket, 3/8" DR 3/8" 12 PT
J5212S	Socket, 3/8" DR 3/8" 8 PT
J5214	Socket, 3/8" DR 7/16" 12 PT
J5214S	Socket, 3/8" DR 7/16" 8 PT
J5216	Socket, 3/8" DR 1/2" 12 PT
J5216S	Socket, 3/8" DR 1/2" 8 PT
J5218	Socket, 3/8" DR 9/16" 12 PT
J5220	Socket, 3/8" DR 5/8" 12 PT
J5222	Socket, 3/8" DR 11/16" 12 PT
J5224	Socket, 3/8" DR 3/4" 12 PT
J5226	Socket, 3/8" DR 13/16" 12 PT
J5228	Socket, 3/8" DR 7/8" 12 PT
J5230	Socket, 3/8" DR 15/16" 12 PT
J5232	Socket, 3/8" DR 1" 12 PT
J5273A	Socket, Universal 3/8" DR 3/8" 12 PT
J5274A	Socket, Universal 3/8" DR 7/16" 12 PT
J5275A	Socket, Universal 3/8" DR 1/2" 12 PT
J5276A	Socket, Universal 3/8" DR 9/16" 12 PT
J5277A	Socket, Universal 3/8" DR 5/8" 12 PT
J5278A	Socket, Universal 3/8" DR 11/16" 12 PT
J5279A	Socket, Universal 3/8" DR 3/4" 12 PT
J5316	Socket, Deep 1/2" DR 1/2" 12 PT
J5318	Socket, Deep 1/2" DR 9/16" 12 PT
J5320	Socket, Deep 1/2" DR 5/8" 12 PT
J5322	Socket, Deep 1/2" DR 11/16" 12 PT
J5324	Socket, Deep 1/2" DR 3/4" 12 PT
J5326	Socket, Deep 1/2" DR 13/16" 12 PT
J5328	Socket, Deep 1/2" DR 7/8" 12 PT
J5330	Socket, Deep 1/2" DR 15/16" 12 PT
J5332	Socket, Deep 1/2" DR 1" 12 PT
J5334	Socket, Deep 1/2" DR 1-1/16" 12 PT
J5336	Socket, Deep 1/2" DR 1-1/8" 12 PT
J5340	Socket, Deep 1/2" DR 1-1/4" 12 PT
J5412	Socket, 1/2" DR 3/8" 12 PT
J5412S	Socket, 1/2" DR 3/8" 8 PT
J5412M	Socket, 1/2" DR 12mm 12 PT
J5414	Socket, 1/2" DR 7/16" 12 PT
J5414S	Socket, 1/2" DR 7/16" 8 PT
J5416	Socket, 1/2" DR 1/2" 12 PT
J5416S	Socket, 1/2" DR 1/2" 8 PT

Contents	Description
J5418	Socket, 1/2" DR 9/16" 12 PT
J5418S	Socket, 1/2" DR 9/16" 8 PT
J5419	Socket, 1/2" DR 19/32" 12 PT
J5420	Socket, 1/2" DR 5/8" 12 PT
J5420S	Socket, 1/2" DR 5/8" 8 PT
J5422	Socket, 1/2" DR 11/16" 12 PT
J5422S	Socket, 1/2" DR 11/16" 8 PT
J5424	Socket, 1/2" DR 3/4" 12 PT
J5424S	Socket, 1/2" DR 3/4" 8 PT
J5425	Socket, 1/2" DR 25/32" 12 PT
J5426	Socket, 1/2" DR 13/16" 12 PT
J5426S	Socket, 1/2" DR 13/16" 8 PT
J5428	Socket, 1/2" DR 7/8" 12 PT
J5428S	Socket, 1/2" DR 7/8" 8 PT
J5429	Socket, 1/2" DR 29/32" 12 PT
J5430	Socket, 1/2" DR 15/16" 12 PT
J5432	Socket, 1/2" DR 1" 12 PT
J5432S	Socket, 1/2" DR 1" 8 PT
J5434	Socket, 1/2" DR 1-1/16" 12 PT
J5436	Socket, 1/2" DR 1-1/8" 12 PT
J5438	Socket, 1/2" DR 1-3/16" 12 PT
J5440	Socket, 1/2" DR 1-1/4" 12 PT
J54411/2	Socket, Hex Bit 1/2" DR 1/2"
J54411/4	Socket, Hex Bit 1/2" DR 1/4"
J54413/8	Socket, Hex Bit, 1/2" DR 3/8"
J54415/16	Socket, Hex Bit, 1/2" DR 5/16"
J54415/8	Socket, Hex Bit, 1/2" DR 5/8"
J54417/16	Socket, Hex Bit, 1/2" DR 7/16"
J54419/16	Socket, Hex Bit, 1/2" DR 9/16"
J5442	Socket, 1/2" DR 1-5/16" 12 PT
J5444	Socket, 1/2" DR 1-3/8" 12 PT
J5446	Socket, 1/2" DR 1-7/16" 12 PT
J5448	Socket, 1/2" DR 1-1/2" 12 PT
J5444A	Socket, Drag Link 1/2" DR - 3/4"
J5446A	Socket, Drag Link 1/2" DR - 15/16"
J5475A	Socket, Universal 1/2" DR 1/2" 12 PT
J5476A	Socket, Universal 1/2" DR 9/16" 12 PT
J5477A	Socket, Universal 1/2" DR 5/8" 12 PT
J5528	Socket, 3/4" DR 7/8" 12 PT
J5530	Socket, 3/4" DR 15/16" 12 PT
J5532	Socket, 3/4" DR 1" 12 PT
J5534	Socket, 3/4" DR 1-1/16" 12 PT
J5536	Socket, 3/4" DR 1-1/8" 12 PT
J5538	Socket, 3/4" DR 1-3/16" 12 PT
J5540	Socket, 3/4" DR 1-1/4" 12 PT
J5542	Socket, 3/4" DR 1-5/16" 12 PT
J5544	Socket, 3/4" DR 1-3/8" 12 PT
J5546	Socket, 3/4" DR 1-7/16" 12 PT
J5548	Socket, 3/4" DR 1-1/2" 12 PT
J5550	Socket, 3/4" DR 1-9/16" 12 PT
J5552	Socket, 3/4" DR 1-5/8" 12 PT
J5554	Socket, 3/4" DR 1-11/16" 12 PT
J5556	Socket, 3/4" DR 1-3/4" 12 PT



Contents	Description
J5558	Socket, 3/4" DR 1-13/16" 12 PT
J5560	Socket, 3/4" DR 1-7/8" 12 PT
J5564	Socket, 3/4" DR 2" 12 PT
J5568	Socket, 3/4" DR 2-1/8" 12 PT
J5570	Socket, 3/4" DR 2-3/16" 12 PT
J5572	Socket, 3/4" DR 2-1/4" 12 PT
J5576	Socket, 3/4" DR 2-3/8" 12 PT
J4704M	Socket, 1/4" DR 4 mm 6 PT
J47055M	Socket, 1/4" DR 5.5 mm 6 PT
J4705M	Socket, 1/4" DR 5 mm 6 PT
J4706M	Socket, 1/4" DR 6 mm 6 PT
J4707M	Socket, 1/4" DR 7 mm 6 PT
J4708M	Socket, 1/4" DR 8 mm 6 PT
J4709M	Socket, 1/4" DR 9 mm 6 PT
J4710M	Socket, 1/4" DR 10 mm 6 PT
J4711M	Socket, 1/4" DR 11 mm 6 PT
J4712M	Socket, 1/4" DR 12 mm 6 PT
J4713M	Socket, 1/4" DR 13 mm 6 PT
J4714M	Socket, 1/4" DR 14 mm 6 PT
J4704LM	Socket, Deep 1/4" DR 4 mm 6 PT
J47055LM	Socket, Deep 1/4" DR 5.5 mm 6 PT
J4705LM	Socket, Deep 1/4" DR 5 mm 6 PT
J4706LM	Socket, Deep 1/4" DR 6 mm 6 PT
J4707LM	Socket, Deep 1/4" DR 7 mm 6 PT
J4708LM	Socket, Deep 1/4" DR 8 mm 6 PT
J4709LM	Socket, Deep 1/4" DR 9 mm 6 PT
J4710LM	Socket, Deep 1/4" DR 10 mm 6 PT
J4711LM	Socket, Deep 1/4" DR 11 mm 6 PT
J4712LM	Socket, Deep 1/4" DR 12 mm 6 PT
J4713LM	Socket, Deep 1/4" DR 13 mm 6 PT
J4714LM	Socket, Deep 1/4" DR 14 mm 6 PT
J4770-2.5M	Socket, Hex Bit 1/4" DR 2.5 mm
J4770-2M	Socket, Hex Bit 1/4" DR 2 mm
J4770-3M	Socket, Hex Bit 1/4" DR 3 mm
J4770-4M	Socket, Hex Bit 1/4" DR 4 mm
J4770-5M	Socket, Hex Bit 1/4" DR 5 mm
J4770-6M	Socket, Hex Bit 1/4" DR 6 mm
J4990-4M	Socket, Hex Bit 3/8" DR 4 mm
J4990-5M	Socket, Hex Bit 3/8" DR 5 mm
J4990-6M	Socket, Hex Bit 3/8" DR 6 mm
J4990-7M	Socket, Hex Bit 3/8" DR 7 mm
J4990-8M	Socket, Hex Bit 3/8" DR 8 mm
J4990-9M	Socket, Hex Bit 3/8" DR 9 mm
J4990-10M	Socket, Hex Bit 3/8" DR 10 mm
J5008M	Socket, Deep 3/8" DR 8 mm 12 PT
J5009M	Socket, Deep 3/8" DR 9 mm 12 PT
J5010M	Socket, Deep 3/8" DR 10 mm 12 PT
J5011M	Socket, Deep 3/8" DR 11 mm 12 PT
J5012M	Socket, Deep 3/8" DR 12 mm 12 PT
J5013M	Socket, Deep 3/8" DR 13 mm 12 PT
J5014M	Socket, Deep 3/8" DR 14 mm 12 PT
J5015M	Socket, Deep 3/8" DR 15 mm 12 PT
J5016M	Socket, Deep 3/8" DR 16 mm 12 PT

Contents	Description
J5017M	Socket, Deep 3/8" DR 17 mm 12 PT
J5018M	Socket, Deep 3/8" DR 18 mm 12 PT
J5019M	Socket, Deep 3/8" DR 19 mm 12 PT
J5208M	Socket, 3/8" DR 8 mm 12 PT
J5209M	Socket, 3/8" DR 9 mm 12 PT
J5210M	Socket, 3/8" DR 10 mm 12 PT
J5211M	Socket, 3/8" DR 11 mm 12 PT
J5212M	Socket, 3/8" DR 12 mm 12 PT
J5213M	Socket, 3/8" DR 13 mm 12 PT
J5214M	Socket, 3/8" DR 14 mm 12 PT
J5215M	Socket, 3/8" DR 15 mm 12 PT
J5216M	Socket, 3/8" DR 16 mm 12 PT
J5217M	Socket, 3/8" DR 17 mm 12 PT
J5218M	Socket, 3/8" DR 18 mm 12 PT
J5219M	Socket, 3/8" DR 19 mm 12 PT
J5310M	Socket, Deep 1/2" DR 10 mm 12 PT
J5311M	Socket, Deep 1/2" DR 11 mm 12 PT
J5312M	Socket, Deep 1/2" DR 12 mm 12 PT
J5313M	Socket, Deep 1/2" DR 13 mm 12 PT
J5314M	Socket, Deep 1/2" DR 14 mm 12 PT
J5315M	Socket, Deep 1/2" DR 15 mm 12 PT
J5316M	Socket, Deep 1/2" DR 16 mm 12 PT
J5317M	Socket, Deep 1/2" DR 17 mm 12 PT
J5318M	Socket, Deep 1/2" DR 18 mm 12 PT
J5319M	Socket, Deep 1/2" DR 19 mm 12 PT
J5320M	Socket, Deep 1/2" DR 20 mm 12 PT
J5321M	Socket, Deep 1/2" DR 21 mm 12 PT
J5322M	Socket, Deep 1/2" DR 22 mm 12 PT
J5323M	Socket, Deep 1/2" DR 23 mm 12 PT
J5324M	Socket, Deep 1/2" DR 24 mm 12 PT
J5410M	Socket, 1/2" DR 10 mm 12 PT
J5411M	Socket, 1/2" DR 11 mm 12 PT
J5413M	Socket, 1/2" DR 13 mm 12 PT
J5414M	Socket, 1/2" DR 14 mm 12 PT
J5415M	Socket, 1/2" DR 15 mm 12 PT
J5416M	Socket, 1/2" DR 16 mm 12 PT
J5417M	Socket, 1/2" DR 17 mm 12 PT
J5418M	Socket, 1/2" DR 18 mm 12 PT
J5419M	Socket, 1/2" DR 19 mm 12 PT
J5420M	Socket, 1/2" DR 20 mm 12 PT
J5421M	Socket, 1/2" DR 21 mm 12 PT
J5422M	Socket, 1/2" DR 22 mm 12 PT
J5423M	Socket, 1/2" DR 23 mm 12 PT
J5424M	Socket, 1/2" DR 24 mm 12 PT
J5441-12M	Socket, Hex Bit 1/2" DR 12 mm
J5441-14M	Socket, Hex Bit 1/2" DR 14 mm
J5441-17M	Socket, Hex Bit 1/2" DR 17 mm
J4737	Socket, Phillips Bit 1/4" DR #1
J4738	Socket, Phillips Bit 1/4" DR #2
J5241	Socket, Phillips Bit 3/8" DR #2
J5242	Socket, Phillips Bit 3/8" DR #3
J5243	Socket, Phillips Bit 3/8" DR #4
J2584	Socket Bar, 6-1/4"



613 PIECE MASTER TECHNICIAN MAINTENANCE SET (CONT'D)

Product #: **JCS-0613MAS**

Contents	Description
J2585	Socket Bar, 9"
J2586	Socket Bar, 13"
J2587	Socket Bar, 17"
J2590	Socket Clip, 1/4" DR
J2591	Socket Clip, 3/8" DR
J2592	Socket Clip, 1/2" DR
J4769	Socket Driver, 1/4" DR
33-212	Tape Rule, PowerLock® Metal Case, 1/2" x 12'
J25TR01C	Tool Roll, 7 Pockets
J25TR03C	Tool Roll, 7 Pockets
J25TR05C	Tool Roll, 10 Pockets
J25TR06C	Tool Roll, 5 Pocket
J25TR12C	Tool Roll, 8 Pockets
J25TR21C	Tool Roll, 26 Pockets
J25TR22C	Tool Roll, 3 Pockets
J25TR26C	Tool Roll, 9 Pockets
J25TR28C	Tool Roll, 10 Pockets
J25TR32C	Tool Roll, 7 Pockets
J25TR42C	Tool Roll, 18 Pockets
J25TR44C	Tool Roll, 11 Pockets
J6014C	Torque Wrench, Ratcheting Head Micrometer 1/2" DR 50-250 ft-lbs
J4770A	Universal Joint, 1/4" DR
J5270A	Universal Joint, 3/8" DR
J5470A	Universal Joint, 1/2" DR
J5670	Universal Joint, 3/4" DR
J706	Wrench, Adjustable Satin 6"
J708	Wrench, Adjustable Satin 8"
J710	Wrench, Adjustable Satin 10"
J712	Wrench, Adjustable Satin 12"
J715	Wrench, Adjustable Satin 15"
J801	Wrench, Chain Universal 16-1/2"
J810HD	Wrench, Pipe Cast Iron HD 10"
J814HD	Wrench, Pipe Cast Iron HD 14"
J818HD	Wrench, Pipe Cast Iron HD 18"
J1120	Wrench, Short Double Box Satin 5/16" x 3/8" 12 PT
J1122	Wrench, Short Double Box Satin 3/8" x 7/16" 12 PT
J1126	Wrench, Short Double Box Satin 1/2" x 9/16" 12 PT
J1131	Wrench, Short Double Box Satin 5/8" x 3/4" 12 PT
J1170	Wrench, Double Box Full Polish 5/16" x 3/8" 12 PT
J1171	Wrench, Double Box Full Polish 7/16" x 1/2" 12 PT
J1172	Wrench, Double Box Full Polish 9/16" x 5/8" 12 PT
J1173	Wrench, Double Box Full Polish 11/16" x 3/4" 12 PT
J1174	Wrench, Double Box Full Polish 13/16" x 7/8" 12 PT
J1175	Wrench, Double Box Full Polish 15/16" x 1" 12 PT
J1176	Wrench, Double Box Full Polish 1-1/16" x 1-1/8" 12 PT
J1191T-A	Wrench, Ratcheting Double Box 1/4" x 5/16" 12 PT
J1192T-A	Wrench, Ratcheting Double Box 3/8" x 7/16" 12 PT
J1193T-A	Wrench, Ratcheting Double Box 1/2" x 9/16" 12 PT
J1194-A	Wrench, Ratcheting Double Box 5/8" x 11/16" 12 PT
J1195-A	Wrench, Ratcheting Double Box 3/4" x 7/8" 12 PT
J1210A	Wrench, Combination Satin 5/16" 12 PT
J1212ASD	Wrench, Combination Satin 3/8" 12 PT

Contents	Description
J1214ASD	Wrench, Combination Satin 7/16" 12 PT
J1216ASD	Wrench, Combination Satin 1/2" 12 PT
J1218ASD	Wrench, Combination Satin 9/16" 12 PT
J1220ASD	Wrench, Combination Satin 5/8" 12 PT
J1222ASD	Wrench, Combination Satin 11/16" 12 PT
J1224ASD	Wrench, Combination Satin 3/4" 12 PT
J1226ASD	Wrench, Combination Satin 13/16" 12 PT
J1228ASD	Wrench, Combination Satin 7/8" 12 PT
J1230ASD	Wrench, Combination Satin 15/16" 12 PT
J1232ASD	Wrench, Combination Satin 1" 12 PT
J1234ASD	Wrench, Combination Satin 1-1/16" 12 PT
J1236ASD	Wrench, Combination Satin 1-1/8" 12 PT
J1240ASD	Wrench, Combination Satin 1-1/4" 12 PT
J1242	Wrench, Combination Satin 1-5/16" 12 PT
J1244	Wrench, Combination Satin 1-3/8" 12 PT
J1246	Wrench, Combination Satin 1-7/16" 12 PT
J1248	Wrench, Combination Satin 1-1/2" 12 PT
J1270-12A	Wrench, Combination Flex Head Satin 3/8" 12 PT
J1270-14A	Wrench, Combination Flex Head Satin 7/16" 12 PT
J1270-16A	Wrench, Combination Flex Head Satin 1/2" 12 PT
J1270-18A	Wrench, Combination Flex Head Satin 9/16" 12 PT
J1270-20A	Wrench, Combination Flex Head Satin 5/8" 12 PT
J1270-22A	Wrench, Combination Flex Head Satin 11/16" 12 PT
J1270-24A	Wrench, Combination Flex Head Satin 3/4" 12 PT
J1725	Wrench, Obstruction Box Satin 7/16" x 1/2" 12 PT
J1730	Wrench, Obstruction Box Satin 9/16" x 5/8" 12 PT
J1731	Wrench, Obstruction Box Satin 5/8" x 3/4" 12 PT
J3018	Wrench, Open-End Satin 1/4" x 5/16"
J3020	Wrench, Open-End Satin 3/8" x 5/16"
J3025	Wrench, Open-End Satin 7/16" x 1/2"
J3026	Wrench, Open-End Satin 1/2" x 9/16"
J3030	Wrench, Open-End Satin 9/16" x 5/8"
J3031	Wrench, Open-End Satin 5/8" x 3/4"
J3035	Wrench, Open-End Satin 11/16" x 3/4"
J3040	Wrench, Open-End Satin 13/16" x 7/8"
J3045	Wrench, Open-End Satin 15/16" x 1"
J3050	Wrench, Open-End Satin 1-1/16" x 1-1/8"
J3314	Wrench, Angle Open-End Satin 7/32"
J3315	Wrench, Angle Open-End Satin 15/64"
J3316	Wrench, Angle Open-End Satin 1/4"
J3318	Wrench, Angle Open-End Satin 9/32"
J3320	Wrench, Angle Open-End Satin 5/16"
J3322	Wrench, Angle Open-End Satin 11/32"
J3324	Wrench, Angle Open-End Satin 3/8"
J3328	Wrench, Angle Open-End Satin 7/16"
J3332	Wrench, Angle Open-End Satin 1/2"
J3751	Wrench, Combination Flare Nut Satin 3/8" 6 PT
J3752	Wrench, Combination Flare Nut Satin 7/16" 6 PT
J3753	Wrench, Combination Flare Nut Satin 1/2" 6 PT
J3754	Wrench, Combination Flare Nut Satin 9/16" 6 PT
J3755	Wrench, Combination Flare Nut Satin 5/8" 6 PT
J3756	Wrench, Combination Flare Nut Satin 11/16" 6 PT
J3757	Wrench, Combination Flare Nut Satin 3/4" 6 PT



Contents	Description
J3812	Wrench, Ratcheting Flare Nut 3/8" 12 PT
J3814	Wrench, Ratcheting Flare Nut 7/16" 12 PT
J3816	Wrench, Ratcheting Flare Nut 1/2" 12 PT
J3818	Wrench, Ratcheting Flare Nut 9/16" 12 PT
J3820	Wrench, Ratcheting Flare Nut 5/8" 12 PT
J3822	Wrench, Ratcheting Flare Nut 11/16" 12 PT
J3824	Wrench, Ratcheting Flare Nut 3/4" 12 PT
J4912CF	Wrench, Crowfoot Open End 3/8" DR 3/8"
J4914CF	Wrench, Crowfoot Open End 3/8" DR 7/16"
J4916CF	Wrench, Crowfoot Open End 3/8" DR 1/2"
J4918CF	Wrench, Crowfoot Open End 3/8" DR 9/16"
J4920CF	Wrench, Crowfoot Open End 3/8" DR 5/8"
J4922CF	Wrench, Crowfoot Open End 3/8" DR 11/16"
J4924CF	Wrench, Crowfoot Open End 3/8" DR 3/4"
J4926CF	Wrench, Crowfoot Open End 3/8" DR 13/16"
J4928CF	Wrench, Crowfoot Open End 3/8" DR 7/8"
J1050M	Wrench, Offset Double Box Full Polish 6 x 7 mm 12 PT
J1051M	Wrench, Offset Double Box Full Polish 8 x 9 mm 12 PT
J1053M	Wrench, Offset Double Box Full Polish 10 x 11 mm 12 PT
J1057M	Wrench, Offset Double Box Full Polish 12 x 13 mm 12 PT
J1061M	Wrench, Offset Double Box Full Polish 14 x 15 mm 12 PT
J1064M	Wrench, Offset Double Box Full Polish 16 x 18 mm 12 PT
J1065M	Wrench, Offset Double Box Full Polish 17 x 19 mm 12 PT
J1072M	Wrench, Offset Double Box Full Polish 21 x 24 mm 12 PT
J1073M	Wrench, Offset Double Box Full Polish 22 x 24 mm 12 PT
J1077M	Wrench, Offset Double Box Full Polish 27 x 30 mm 12 PT
J1079M	Wrench, Offset Double Box Full Polish 30 x 32 mm 12 PT
J1191M-A	Wrench, Ratcheting Double Box 7 x 8 mm 6 PT
J1192M-A	Wrench, Ratcheting Double Box 9 x 10 mm 6 PT
J1193MA-A	Wrench, Ratcheting Double Box 11 x 13 mm 6 PT
J1194MA-A	Wrench, Ratcheting Double Box 12 x 14 mm 6 PT
J1195M-A	Wrench, Ratcheting Double Box 15 x 17 mm 12 PT
J1207MA	Wrench, Combination Satin 7 mm 12 PT
J1208MA	Wrench, Combination Satin 8 mm 12 PT
J1209MA	Wrench, Combination Satin 9 mm 12 PT
J1210MASD	Wrench, Combination Satin 10 mm 12 PT
J1211MASD	Wrench, Combination Satin 11 mm 12 PT
J1212MASD	Wrench, Combination Satin 12 mm 12 PT
J1213MASD	Wrench, Combination Satin 13 mm 12 PT
J1214MASD	Wrench, Combination Satin 14 mm 12 PT
J1215MASD	Wrench, Combination Satin 15 mm 12 PT
J1216MASD	Wrench, Combination Satin 16 mm 12 PT
J1217MASD	Wrench, Combination Satin 17 mm 12 PT
J1218MASD	Wrench, Combination Satin 18 mm 12 PT
J1219MASD	Wrench, Combination Satin 19 mm 12 PT
J1220MASD	Wrench, Combination Satin 20 mm 12 PT
J1221MASD	Wrench, Combination Satin 21 mm 12 PT
J1222MASD	Wrench, Combination Satin 22 mm 12 PT

Contents	Description
J1223MASD	Wrench, Combination Satin 23 mm 12 PT
J1224MASD	Wrench, Combination Satin 24 mm 12 PT
J1208EFS	Wrench, Short Combination 1/4" 6 PT
J1209EFS	Wrench, Short Combination 9/32" 6 PT
J1210EFS	Wrench, Short Combination 5/16" 6 PT
J1211EFS	Wrench, Short Combination 11/32" 6 PT
J1212EFS	Wrench, Short Combination 3/8" 6 PT
J3045	Wrench, Open-End Satin 15/16" x 1"
J30607	Wrench, Open-End Satin 6 mm x 7 mm
J30809	Wrench, Open-End Satin 8 mm x 9 mm
J31011	Wrench, Open-End Satin 10 mm x 11 mm
J31213	Wrench, Open-End Satin 12 mm x 13 mm
J31415	Wrench, Open-End Satin 14 mm x 15 mm
J31617	Wrench, Open-End Satin 16 mm x 17 mm
J31819	Wrench, Open-End Satin 18 mm x 19 mm
J32022	Wrench, Open-End Satin 20 mm x 22 mm
J32123	Wrench, Open-End Satin 21 mm x 23 mm
J32426	Wrench, Open-End Satin 24 mm x 26 mm
J3707M	Wrench, Flare Nut Satin 7 x 8 mm 6 PT
J3709M	Wrench, Flare Nut Satin 9 x 11 mm 6 PT
J3710M	Wrench, Flare Nut Satin 10 x 12 mm 6 PT
J3713M	Wrench, Flare Nut Satin 13 x 14 mm 6 PT
J3715M	Wrench, Flare Nut Satin 15 x 17 mm 6 PT
J4909MCF	Wrench, Crowfoot Open End 3/8" DR 9 mm
J4910MCF	Wrench, Crowfoot Open End 3/8" DR 10 mm
J4911MCF	Wrench, Crowfoot Open End 3/8" DR 11 mm
J4912MCF	Wrench, Crowfoot Open End 3/8" DR 12 mm
J4913MCF	Wrench, Crowfoot Open End 3/8" DR 13 mm
J4914MCF	Wrench, Crowfoot Open End 3/8" DR 14 mm
J4915MCF	Wrench, Crowfoot Open End 3/8" DR 15 mm
J4916MCF	Wrench, Crowfoot Open End 3/8" DR 16 mm
J4917MCF	Wrench, Crowfoot Open End 3/8" DR 17 mm
J4918MCF	Wrench, Crowfoot Open End 3/8" DR 18 mm
J4919MCF	Wrench, Crowfoot Open End 3/8" DR 19 mm
J4920MCF	Wrench, Crowfoot Open End 3/8" DR 20 mm
J4921MCF	Wrench, Crowfoot Open End 3/8" DR 21 mm
J4922MCF	Wrench, Crowfoot Open End 3/8" DR 22 mm
J4923MCF	Wrench, Crowfoot Open End 3/8" DR 23 mm
J4924MCF	Wrench, Crowfoot Open End 3/8" DR 24 mm
J1204EFS	Wrench, Combination 1/8" 6 PT
J1205EFS	Wrench, Combination 5/32" 6 PT
J1206EFS	Wrench, Combination 3/16" 6 PT
J1208ES	Wrench, Short Combination Full Polish 1/4" - 12 PT
J1209ES	Wrench, Short Combination Full Polish 9/32" - 12 PT
J1210ES	Wrench, Short Combination Full Polish 5/16" - 12 PT
J1211ES	Wrench, Short Combination Full Polish 11/32" - 12 PT
J1212ES	Wrench, Short Combination Full Polish 3/8" - 12 PT



558 PIECE METRIC MASTER SET

- › 1/4", 3/8", 1/2" Drive tools.
- › Designed for fastener sizes 1/4" - 1-1/2", 2 mm - 36 mm.
- › 282 - Sockets and Accessories
- › 122 - Wrenches
- › 32 - Striking and Struck Tools
- › 38 - Pliers and Snips
- › 43 - Screwdrivers
- › 41 - Miscellaneous Tools
- › Enhanced version of Proto® J99560 Metric Master Set.
- › Weight (lbs): 223.0 (Tools Only)

Tools Only



JCS-0558MAS

With Workstation J555041-10SG



JCS-0558MASBX1A

With Workstation J544142-6SG



JCS-0558MASBX2A





Contents	Description
J4968PB	Case, Blow Molded Red
J9200DPB	Case, Blow Molded Red
J9500BPB	Box, Blow Molded
J86A1/2S2	Chisel, Cold 5/8"
J86A1/4S2	Chisel, Cold 5/16"
J86A1X8S2	Chisel, Cold 1-3/16"
J86A3/16S2	Chisel, Cold 1/4"
J86A3/4X8S2	Chisel, Cold 7/8"
J86A5/16S2	Chisel, Cold 3/8"
J86A5/8S2	Chisel, Cold 3/4"
J86A7/16S2	Chisel, Cold 1/2"
J86A7/8X8S2	Chisel, Cold 1"
J404	C-Clamp, Standard Service Deep Throat Screw - 0-4"
J4759	Extension, 1/4" DR 2"
J4761	Extension, 1/4" DR 6"
J5260	Extension, 3/8" DR 3"
J5260-06	Extension, 3/8" DR 6"
J5260-06W	Extension, Wobble 3/8" DR 6"
J5260W	Extension, Wobble 3/8" DR 3"
J5262	Extension, 3/8" DR 12"
J5268	Extension, Flexible 3/8" DR 8"
J5460	Extension, 1/2" DR 2-1/2"
J5461	Extension, 1/2" DR 5"
J5463	Extension, 1/2" DR 10"
28-240	Putty Knife, Nylon Handle, Flexible 1-1/4"
28-540	Putty Knife, Wood Handle, Flexible 1-1/4"
20-531	Hacksaw, FATMAX® High-Tension 12"
J1308AVP	Hammer, Ball Pein, Anti-Vibe® 8 oz.
J1316AVP	Hammer, Ball Pein, Anti-Vibe® 16 oz.
J1332AVP	Hammer, Ball Pein, Anti-Vibe® 32 oz.
J57-532	Hammer, Dead Blow Combo Face 28 oz.
J4766	Handle, Hinge 1/4" DR
J4780G	Handle, Speed 1/2" DR
J5265	Handle, Hinge 3/8" DR
J5280G	Handle, Speed 1/4" DR 15-1/2"
J5285	Handle, Sliding-T 3/4" DR
J5468	Handle, Hinge 1/2" DR 18-5/8"
J5480G	Handle, Sliding-T 3/8" DR
J5485	Handle, Hinge Black Oxide 3/8" DR 8-1/2"
J4981	Hex Key Set 11 PC
J4984	Hex Key Set, Metric 9 PC
J2108S2	Holder, Punch and Chisel
10-099	Knife, Classic 99® Retractable Blade Utility, Gray
FMHT10311	Knife, FATMAX® Folding Pocket 7-5/8"
J1368	Mallet, Rubber
J2373	Mirror, Rectangular Telescoping 2-1/8"
J9206	Nut Driver, 3/16" x 2-3/4"
J9207	Nut Driver, 7/32" x 2-3/4"
J9208	Nut Driver, 1/4" x 2-3/4"
J9209	Nut Driver, 9/32" x 2-3/4"
J9210	Nut Driver, 5/16" x 2-3/4"
J9211	Nut Driver, 11/32" x 2-3/4"
J9212	Nut Driver, 3/8" x 2-3/4"
J9214	Nut Driver 7/16" x 2-3/4"
J9216	Nut Driver, 1/2" x 2-3/4"

Contents	Description
J9218	Nut Driver, 9/16" x 2-3/4"
J9220	Nut Driver, 5/8" x 2-3/4"
JN0404RM	Nut Driver, 4 mm x 4"
JN0504RM	Nut Driver, 5 mm x 4"
JN0604RM	Nut Driver, 6 mm x 4"
JN0704RM	Nut Driver, 7 mm x 4"
JN0804RM	Nut Driver, 8 mm x 4"
JN0904RM	Nut Driver, 9 mm x 4"
JN1004RM	Nut Driver, 10 mm x 4"
JN1104RM	Nut Driver, 11 mm x 4"
JN1204RM	Nut Driver, 12 mm x 4"
JN1304RM	Nut Driver, 13 mm x 4"
JN1404RM	Nut Driver, 14 mm x 4"
JN5504RM	Nut Driver, 5.5 mm x 4"
J2381	Pick, Cotter Pin Puller
J206G	Pliers, Diagonal Cutting w/ Grip 6-1/16"
J209G	Pliers, Diagonal Cutting HD w/ Grip 7-5/16"
J272G	Pliers, End Cutting High Leverage 8-1/4"
J222G	Pliers, Needle Nose Long Thin 6-1/16"
J226G	Pliers, Needle Nose w/ Cutter 6-5/8"
J225G	Pliers, Bent Nose 6-5/16"
J227G	Pliers, Duckbill w/ Grip 7-25/32"
J260SGXL	Pliers, XL Series Groove Joint w/ Grip 10"
J261SGXL	Pliers, XL Series Groove Joint w/ Grip 5"
J262SGXL	Pliers, XL Series Groove Joint w/ Grip 7"
J276GXL	Pliers, XL Series Combo Slip-Joint w/ Grip 6"
J278GXL	Pliers, XL Series Combo Slip-Joint w/ Grip 8"
J268G	Pliers, Lineman's w/ Grip 8-5/8"
J286LNXL	Pliers, Locking Mini Long Nose 6-29/32"
J291XL	Pliers, Locking Straight Jaw 7-15/32"
J292XL	Pliers, Locking Curved Jaw 9-1/4"
J298	Pliers, Wire Strippers 8-1/4"
J360B	Pliers Set, Convertible Retaining Ring 12 PC
J2806SMP	Pliers Set, Miniature 6 PC
J2375	Retriever Tool, Pocket Magnetic 16-3/4 - 26-3/4"
J2120S2	Pry Bar, Aligning 18"
J2124	Pry Bar, Aligning 24"
J2126S2	Pry Bar, Rolling Head 12"
J2130S2	Pry Bar, Rolling Head 16"
J4022T	Puller, Tip Detachable Standard
J4056-4	Puller, Jaw Reversible 4" Reach
J4056PN	Puller, Pin Pivot
J4205S	Puller, Screw Forcing Acme
J4250N	Puller, Nut Adjustable Reversible
J4255B	Puller, Yoke 3 Way Jaw ACM
J411/2S2	Punch, Center 1/2"
J413/8S2	Punch, Center 3/8"
J445/16S2	Punch, Prick 5/16"
J471/2X1/4S2	Punch, Pin 1/4"
J471/4X3/32S2	Punch, Pin 3/32"
J473/8X3/16S2	Punch, Pin 3/16"
J475/16X1/8S2	Punch, Pin 1/8"
J475/16X5/32S2	Punch, Pin 5/32"
J477/16X7/32S2	Punch, Pin 7/32"
J501/2S2	Punch, Starting 1/4"

558 PIECE METRIC MASTER SET (CONT'D)

Product #: **JCS-0558MAS**

Contents	Description
J501/4S2	Punch, Starting 3/32"
J503/8S2	Punch, Starting 3/16"
J505/16S2	Punch, Starting 1/8"
J507/16S2	Punch, Starting 7/32"
J961/2S2	Punch, Drift 1/4"
J963/8S2	Punch, Drift 3/16"
J965/16S2	Punch, Drift 1/8"
J5247	Ratchet, Adapter 3/8" DR
J5257F	Ratchet, Flex Head 3/8" DR 8-1/2"
J5457F	Ratchet, Flex Head 1/2" DR 17-3/32"
J5450	Ratchet, Long Classic Pear Head 1/2" DR 16"
J4749XL	Ratchet, Premium Pear Head 1/4" DR 6-11/16"
J5249XL	Ratchet, Premium Pear Head 3/8" DR 8-1/2"
J54449XL	Ratchet, Premium Pear Head 1/2" DR 10-1/2"
J2343	Scraper, Carbon 1-1/2"
J9521	Extractor, Screw 1/8"
J9522	Extractor, Screw 3/16"
J9523	Extractor, Screw 15/64"
J9524	Extractor, Screw 5/16"
J9525	Extractor, Screw 3/8"
J9525B	Extractor, Screw 15/32"
J9526	Extractor, Screw 9/16"
J9527	Extractor, Screw 21/32"
J9528	Extractor, Screw 13/16"
J9529	Extractor, Screw 1-1/16"
J9853	Screw Starter, Slotted 5-5/8"
J9884	Screw Starter, Phillips 5-3/4"
JC31604R	Screwdriver, Slotted Cabinet Round 3/16" x 4"
JC31608R	Screwdriver, Slotted Cabinet Round 3/16" x 8"
JCP1803R	Screwdriver, Slotted Cabinet Round 1/8" x 3"
JCP1804R	Screwdriver, Slotted Cabinet Round 1/8" x 4"
JCP1808R	Screwdriver, Slotted Cabinet Round 1/8" x 8"
JKB1404RP	Screwdriver, Slotted Round 1/4" x 4"
JK14112R	Screwdriver, Slotted Round Stubby 1/4" x 1-1/2"
JKB31604RP	Screwdriver, Slotted Round 3/16" x 4"
JKB3808RP	Screwdriver, Slotted Round 3/8" x 8"
JKB3812RP	Screwdriver, Slotted Round 3/8" x 12"
JKB51606RP	Screwdriver, Slotted Round 5/16" x 6"
JP0103R	Screwdriver, Phillips Round # 1 x 3"
JP0108R	Screwdriver, Phillips Round # 1 x 8"
JP0204R	Screwdriver, Phillips Round # 2 x 4"
JP0208R	Screwdriver, Phillips Round # 2 x 8"
JP02112R	Screwdriver, Phillips Round Stubby # 2 x 1-1/2"
JP0306R	Screwdriver, Phillips Round # 3 x 6"
JP0408R	Screwdriver, Phillips Round # 4 x 8"
JPP0003R	Screwdriver, Phillips Round # 0 x 3"
J95218	Sheath, Folding Knife - Leather
J303S	Snips, Aviation Straight
J308	Snips, Miniature 6-1/2"
J322	Snips, Straight Cutting 12-3/4"
J5246	Socket, Bit Screwdriver Slotted 3/8" DR 1/4"
J4706	Socket, 1/4" DR 3/16" 6 PT
J4707	Socket, 1/4" DR 7/32" 6 PT
J4708	Socket, 1/4" DR 1/4" 6 PT
J4709	Socket, 1/4" DR 9/32" 6 PT

Contents	Description
J4710	Socket, 1/4" DR 5/16" 6 PT
J4711	Socket, 1/4" DR 11/32" 6 PT
J4712	Socket, 1/4" DR 3/8" 6 PT
J4714	Socket, 1/4" DR 7/16" 6 PT
J4716	Socket, 1/4" DR 1/2" 6 PT
J4718	Socket, 1/4" DR 9/16" 6 PT
J4706L	Socket, Deep 1/4" DR 3/16" 6 PT
J4707L	Socket, Deep 1/4" DR 7/32" 6 PT
J4708L	Socket, Deep 1/4" DR 1/4" 6 PT
J4709L	Socket, Deep 1/4" DR 9/32" 6 PT
J4710L	Socket, Deep 1/4" DR 5/16" 6 PT
J4711L	Socket, Deep 1/4" DR 11/32" 6 PT
J4712L	Socket, Deep 1/4" DR 3/8" 6 PT
J4714L	Socket, Deep 1/4" DR 1/2" 6 PT
J4716L	Socket, Deep 1/4" DR 7/16" 6 PT
J4718L	Socket, Deep 1/4" DR 9/16" 6 PT
J47701/16	Socket, Hex Bit 1/4" DR 1/16"
J47701/4	Socket, Hex Bit 1/4" DR 1/4"
J47701/8	Socket, Hex Bit 1/4" DR 1/8"
J47703/16	Socket, Hex Bit 1/4" DR 3/16"
J47703/32	Socket, Hex Bit 1/4" DR 3/32"
J47705/16	Socket, Hex Bit 1/4" DR 5/16"
J47705/32	Socket, Hex Bit 1/4" DR 5/32"
J47705/64	Socket, Hex Bit 1/4" DR 5/64"
J47707/32	Socket, Hex Bit 1/4" DR 7/32"
J47707/64	Socket, Hex Bit 1/4" DR 7/64"
J47709/64	Socket, Hex Bit 1/4" DR 9/64"
J49901/4	Socket, Hex Bit 3/8" DR 1/4"
J49901/8	Socket, Hex Bit 3/8" DR 1/8"
J49903/16	Socket, Hex Bit 3/8" DR 3/16"
J49903/8	Socket, Hex Bit 3/8" DR 3/8"
J49905/16	Socket, Hex Bit 3/8" DR 5/16"
J49905/32	Socket, Hex Bit 3/8" DR 5/32"
J49907/32	Socket, Hex Bit 3/8" DR 7/32"
J5010	Socket, Deep 3/8" DR 5/16" 12 PT
J5012	Socket, Deep 3/8" DR 3/8" 12 PT
J5014	Socket, Deep 3/8" DR 7/16" 12 PT
J5016	Socket, Deep 3/8" DR 1/2" 12 PT
J5018	Socket, Deep 3/8" DR 9/16" 12 PT
J5020	Socket, Deep 3/8" DR 5/8" 12 PT
J5022	Socket, Deep 3/8" DR 11/16" 12 PT
J5024	Socket, Deep 3/8" DR 3/4" 12 PT
J5026	Socket, Deep 3/8" DR 13/16" 12 PT
J5028	Socket, Deep 3/8" DR 7/8" 12 PT
J5012DPL	Socket, Deep Spline #12 3/8" DR 3/8"
J5014DPL	Socket, Deep Spline #14 3/8" DR 7/16"
J5016DPL	Socket, Deep Spline #16 3/8" DR 1/2"
J5018DPL	Socket, Deep Spline #18 3/8" DR 9/16"
J5020DPL	Socket, Deep Spline #20 3/8" DR 5/8"
J5206HS	Socket, Super Short 3/8" DR 3/16" 6 PT
J5208HS	Socket, Super Short 3/8" DR 1/4" 6 PT
J5210	Socket, 3/8" DR 5/16" 12 PT
J5210HS	Socket, Super Short 3/8" DR 5/16" 6 PT
J5212	Socket, 3/8" DR 3/8" 12 PT
J5212HS	Socket, Super Short 3/8" DR 3/8" 6 PT
J5212SPL	Socket, Spline #12 3/8" DR - 3/8"



Contents	Description
J5214	Socket, 3/8" DR 7/16" 12 PT
J5214HS	Socket, Super Short 3/8" DR 7/16" 6 PT
J5214SPL	Socket, Spline #14 3/8" DR - 7/16"
J5216	Socket, 3/8" DR 1/2" 12 PT
J5216HS	Socket, Super Short 3/8" DR 1/2" 6 PT
J5216SPL	Socket, Spline #16 3/8" DR 1/2"
J5218	Socket, 3/8" DR 9/16" 12 PT
J5218HS	Socket, Super Short 3/8" DR 9/16" 6 PT
J5218SPL	Socket, Spline #18 3/8" DR - 9/16"
J5220	Socket, 3/8" DR 5/8" 12 PT
J5220HS	Socket, Super Short 3/8" DR 5/8" 6 PT
J5220SPL	Socket, Spline #20 3/8" DR - 5/8"
J5222	Socket, 3/8" DR 11/16" 12 PT
J5222HS	Socket, Super Short 3/8" DR 11/16" 6 PT
J5224	Socket, 3/8" DR 3/4" 12 PT
J5224HS	Socket, Super Short 3/8" DR 3/4" 6 PT
J5226	Socket, 3/8" DR 13/16" 12 PT
J5228	Socket, 3/8" DR 7/8" 12 PT
J5273A	Socket, Universal 3/8" DR 3/8" 12 PT
J5274A	Socket, Universal 3/8" DR 7/16" 12 PT
J5275A	Socket, Universal 3/8" DR 1/2" 12 PT
J5276A	Socket, Universal 3/8" DR 9/16" 12 PT
J5277A	Socket, Universal 3/8" DR 5/8" 12 PT
J5278A	Socket, Universal 3/8" DR 11/16" 12 PT
J5279A	Socket, Universal 3/8" DR 3/4" 12 PT
J5312	Socket, Deep 1/2" DR 3/8" 12 PT
J5314	Socket, Deep 1/2" DR 7/16" 12 PT
J5316	Socket, Deep 1/2" DR 1/2" 12 PT
J5318	Socket, Deep 1/2" DR 9/16" 12 PT
J5320	Socket, Deep 1/2" DR 5/8" 12 PT
J5322	Socket, Deep 1/2" DR 11/16" 12 PT
J5324	Socket, Deep 1/2" DR 3/4" 12 PT
J5326	Socket, Deep 1/2" DR 13/16" 12 PT
J5328	Socket, Deep 1/2" DR 7/8" 12 PT
J5330	Socket, Deep 1/2" DR 15/16" 12 PT
J5332	Socket, Deep 1/2" DR 1" 12 PT
J5334	Socket, Deep 1/2" DR 1-1/16" 12 PT
J5336	Socket, Deep 1/2" DR 1-1/8" 12 PT
J5338	Socket, Deep 1/2" DR 1-3/16" 12 PT
J5340	Socket, Deep 1/2" DR 1-1/4" 12 PT
J5342	Socket, Deep 1/2" DR 1-5/16" 12 PT
J5344	Socket, Deep 1/2" DR 1-3/8" 12 PT
J5346	Socket, Deep 1/2" DR 1-7/16" 12 PT
J5348	Socket, Deep 1/2" DR 1-1/2" 12 PT
J5412	Socket, 1/2" DR 3/8" 12 PT
J5414	Socket, 1/2" DR 7/16" 12 PT
J5416	Socket, 1/2" DR 1/2" 12 PT
J5418	Socket, 1/2" DR 9/16" 12 PT
J5420	Socket, 1/2" DR 5/8" 12 PT
J5422	Socket, 1/2" DR 11/16" 12 PT
J5424	Socket, 1/2" DR 3/4" 12 PT
J5426	Socket, 1/2" DR 13/16" 12 PT
J5428	Socket, 1/2" DR 7/8" 12 PT
J5430	Socket, 1/2" DR 15/16" 12 PT
J5432	Socket, 1/2" DR 1" 12 PT
J5434	Socket, 1/2" DR 1-1/16" 12 PT

Contents	Description
J5436	Socket, 1/2" DR 1-1/8" 12 PT
J5438	Socket, 1/2" DR 1-3/16" 12 PT
J5440	Socket, 1/2" DR 1-1/4" 12 PT
J54411/2	Socket, Hex Bit 1/2" DR 1/2"
J54411/4	Socket, Hex Bit 1/2" DR 1/4"
J54413/8	Socket, Hex Bit 1/2" DR 3/8"
J54415/16	Socket, Hex Bit 1/2" DR 5/16"
J5444	Socket, 1/2" DR 1-3/8" 12 PT
J5446	Socket, 1/2" DR 1-7/16" 12 PT
J5448	Socket, 1/2" DR 1-1/2" 12 PT
J4704M	Socket, 1/4" DR 4 mm 6 PT
J47055M	Socket, 1/4" DR 5.5 mm 6 PT
J4705M	Socket, 1/4" DR 5 mm 6 PT
J4706M	Socket, 1/4" DR 6 mm 6 PT
J4707M	Socket, 1/4" DR 7 mm 6 PT
J4708M	Socket, 1/4" DR 8 mm 6 PT
J4709M	Socket, 1/4" DR 9 mm 6 PT
J4710M	Socket, 1/4" DR 10 mm 6 PT
J4711M	Socket, 1/4" DR 11 mm 6 PT
J4712M	Socket, 1/4" DR 12 mm 6 PT
J4713M	Socket, 1/4" DR 13 mm 6 PT
J4714M	Socket, 1/4" DR 14 mm 6 PT
J4704LM	Socket, Deep 1/4" DR 4 mm 6 PT
J47055LM	Socket, Deep 1/4" DR 5.5 mm 6 PT
J4705LM	Socket, Deep 1/4" DR 5 mm 6 PT
J4706LM	Socket, Deep 1/4" DR 6 mm 6 PT
J4707LM	Socket, Deep 1/4" DR 7 mm 6 PT
J4708LM	Socket, Deep 1/4" DR 8 mm 6 PT
J4709LM	Socket, Deep 1/4" DR 9 mm 6 PT
J4710LM	Socket, Deep 1/4" DR 10 mm 6 PT
J4711LM	Socket, Deep 1/4" DR 11 mm 6 PT
J4712LM	Socket, Deep 1/4" DR 12 mm 6 PT
J4713LM	Socket, Deep 1/4" DR 13 mm 6 PT
J4714LM	Socket, Deep 1/4" DR 14 mm 6 PT
J4770-2.5M	Socket, Hex Bit 1/4" DR 2.5 mm
J4770-2M	Socket, Hex Bit 1/4" DR 2 mm
J4770-3M	Socket, Hex Bit 1/4" DR 3 mm
J4770-4M	Socket, Hex Bit 1/4" DR 4 mm
J4770-5M	Socket, Hex Bit 1/4" DR 5 mm
J4770-6M	Socket, Hex Bit 1/4" DR 6 mm
J4990-10MXL	Socket, Hex Bit Extra Long 3/8" DR 10 mm
J4990-4MXL	Socket, Hex Bit Extra Long 3/8" DR 4 mm
J4990-5MXL	Socket, Hex Bit Extra Long 3/8" DR 5 mm
J4990-6MXL	Socket, Hex Bit Extra Long 3/8" DR 6 mm
J4990-7MXL	Socket, Hex Bit Extra Long 3/8" DR 7 mm
J4990-8MXL	Socket, Hex Bit Extra Long 3/8" DR 8 mm
J5006M	Socket, Deep 3/8" DR 6 mm 12 PT
J5007M	Socket, Deep 3/8" DR 7 mm 12 PT
J5008M	Socket, Deep 3/8" DR 8 mm 12 PT
J5009M	Socket, Deep 3/8" DR 9 mm 12 PT
J5010M	Socket, Deep 3/8" DR 10 mm 12 PT
J5011M	Socket, Deep 3/8" DR 11 mm 12 PT
J5012M	Socket, Deep 3/8" DR 12 mm 12 PT
J5013M	Socket, Deep 3/8" DR 13 mm 12 PT
J5014M	Socket, Deep 3/8" DR 14 mm 12 PT
J5015M	Socket, Deep 3/8" DR 15 mm 12 PT

558 PIECE METRIC MASTER SET (CONT'D)

Product #: **JCS-0558MAS**

Contents	Description
J5016M	Socket, Deep 3/8" DR 16 mm 12 PT
J5017M	Socket, Deep 3/8" DR 17 mm 12 PT
J5018M	Socket, Deep 3/8" DR 18 mm 12 PT
J5019M	Socket, Deep 3/8" DR 19 mm 12 PT
J5206M	Socket, 3/8" DR 6 mm 12 PT
J5207M	Socket, 3/8" DR 7 mm 12 PT
J5208M	Socket, 3/8" DR 8 mm 12 PT
J5209M	Socket, 3/8" DR 9 mm 12 PT
J5210M	Socket, 3/8" DR 10 mm 12 PT
J5211M	Socket, 3/8" DR 11 mm 12 PT
J5212M	Socket, 3/8" DR 12 mm 12 PT
J5213M	Socket, 3/8" DR 13 mm 12 PT
J5214M	Socket, 3/8" DR 14 mm 12 PT
J5215M	Socket, 3/8" DR 15 mm 12 PT
J5216M	Socket, 3/8" DR 16 mm 12 PT
J5217M	Socket, 3/8" DR 17 mm 12 PT
J5218M	Socket, 3/8" DR 18 mm 12 PT
J5219M	Socket, 3/8" DR 19 mm 12 PT
J5220M	Socket, 3/8" DR 20 mm 12 PT
J5221M	Socket, 3/8" DR 21 mm 12 PT
J5222M	Socket, 3/8" DR 22 mm 12 PT
J5272AM	Socket, Universal 3/8" DR 9 mm 12 PT
J5273AM	Socket, Universal 3/8" DR 10 mm 12 PT
J5274AM	Socket, Universal 3/8" DR 11 mm 12 PT
J5275AM	Socket, Universal 3/8" DR 12 mm 12 PT
J5276AM	Socket, Universal 3/8" DR 13 mm 12 PT
J5277AM	Socket, Universal 3/8" DR 14 mm 12 PT
J5278AM	Socket, Universal 3/8" DR 15 mm 12 PT
J5310M	Socket, Deep 1/2" DR 10 mm 12 PT
J5311M	Socket, Deep 1/2" DR 11 mm 12 PT
J5312M	Socket, Deep 1/2" DR 12 mm 12 PT
J5313M	Socket, Deep 1/2" DR 13 mm 12 PT
J5314M	Socket, Deep 1/2" DR 14 mm 12 PT
J5315M	Socket, Deep 1/2" DR 15 mm 12 PT
J5316M	Socket, Deep 1/2" DR 16 mm 12 PT
J5317M	Socket, Deep 1/2" DR 17 mm 12 PT
J5318M	Socket, Deep 1/2" DR 18 mm 12 PT
J5319M	Socket, Deep 1/2" DR 19 mm 12 PT
J5320M	Socket, Deep 1/2" DR 20 mm 12 PT
J5321M	Socket, Deep 1/2" DR 21 mm 12 PT
J5322M	Socket, Deep 1/2" DR 22 mm 12 PT
J5323M	Socket, Deep 1/2" DR 23 mm 12 PT
J5324M	Socket, Deep 1/2" DR 24 mm 12 PT
J5325M	Socket, Deep 1/2" DR 25 mm 12 PT
J5326M	Socket, Deep 1/2" DR 26 mm 12 PT
J5410M	Socket, 1/2" DR 10 mm 12 PT
J5411M	Socket, 1/2" DR 11 mm 12 PT
J5412M	Socket, 1/2" DR 12 mm 12 PT
J5413M	Socket, 1/2" DR 13 mm 12 PT
J5414M	Socket, 1/2" DR 14 mm 12 PT
J5415M	Socket, 1/2" DR 15 mm 12 PT
J5416M	Socket, 1/2" DR 16 mm 12 PT
J5417M	Socket, 1/2" DR 17 mm 12 PT
J5418M	Socket, 1/2" DR 18 mm 12 PT
J5419M	Socket, 1/2" DR 19 mm 12 PT

Contents	Description
J5420M	Socket, 1/2" DR 20 mm 12 PT
J5421M	Socket, 1/2" DR 21 mm 12 PT
J5422M	Socket, 1/2" DR 22 mm 12 PT
J5423M	Socket, 1/2" DR 23 mm 12 PT
J5424M	Socket, 1/2" DR 24 mm 12 PT
J5425M	Socket, 1/2" DR 25 mm 12 PT
J5426M	Socket, 1/2" DR 26 mm 12 PT
J5427M	Socket, 1/2" DR 27 mm 12 PT
J5428M	Socket, 1/2" DR 28 mm 12 PT
J5429M	Socket, 1/2" DR 29 mm 12 PT
J5430M	Socket, 1/2" DR 30 mm 12 PT
J5431M	Socket, 1/2" DR 31 mm 12 PT
J5432M	Socket, 1/2" DR 32 mm 12 PT
J5436M	Socket, 1/2" DR 36 mm 12 PT
J5441-10M	Socket, Hex Bit 1/2" DR 10 mm
J5441-12M	Socket, Hex Bit 1/2" DR 12 mm
J5441-14M	Socket, Hex Bit 1/2" DR 14 mm
J5441-17M	Socket, Hex Bit 1/2" DR 17 mm
J5441-6M	Socket, Hex Bit 1/2" DR 6 mm
J5441-8M	Socket, Hex Bit 1/2" DR 8 mm
J5241	Socket, Phillips Bit 3/8" DR #2
J5242	Socket, Phillips Bit 3/8" DR #3
J5243	Socket, Phillips Bit 3/8" DR #4
J2584	Socket Bar, 6-1/4"
J2585	Socket Bar, 9"
J2586	Socket Bar, 13"
J2587	Socket Bar, 17"
J2590	Socket Clip, 1/4" DR
J2591	Socket Clip, 3/8" DR
J2592	Socket Clip, 1/2" DR
J4769	Socket Driver, 1/4" DR
33-212	Tape Rule, PowerLock® Metal Case, 1/2" x 12'
J25TR05C	Tool Roll, 10 Pockets
J25TR06C	Tool Roll, 5 Pocket
J25TR17C	Tool Roll, 3 Pockets
J25TR21C	Tool Roll, 26 Pockets
J25TR28C	Tool Roll, 10 Pockets
J25TR32C	Tool Roll, 7 Pockets
J25TR41C	Tool Roll, 15 Pockets
J25TR42C	Tool Roll, 18 Pockets
J25TR44C	Tool Roll, 11 Pockets
J6016C	Torque Wrench, Ratcheting Head Micrometer 1/2" DR 30-150 lbs
J4770A	Universal Joint, 1/4" DR
J5270A	Universal Joint, 3/8" DR
J5470A	Universal Joint, 1/2" DR
J706L	Wrench, Adjustable Klik-Stop Satin 6"
J708L	Wrench, Adjustable Klik-Stop Satin 8"
J710L	Wrench, Adjustable Klik-Stop Satin 10"
J712L	Wrench, Adjustable Klik-Stop Satin 12"
J808HD	Wrench, Pipe Cast Iron HD 8"
J810HD	Wrench, Pipe Cast Iron HD 10"
J814HD	Wrench, Pipe Cast Iron HD 14"
J1170	Wrench, Double Box Full Polish 5/16" x 3/8" 12 PT
J1171	Wrench, Double Box Full Polish 7/16" x 1/2" 12 PT
J1172	Wrench, Double Box Full Polish 9/16" x 5/8" 12 PT



Contents	Description
J1173	Wrench, Double Box Full Polish 11/16" x 3/4" 12 PT
J1174	Wrench, Double Box Full Polish 13/16" x 7/8" 12 PT
J1175	Wrench, Double Box Full Polish 15/16" x 1" 12 PT
J1176	Wrench, Double Box Full Polish 1-1/16" x 1-1/8" 12 PT
J1191T-A	Wrench, Ratcheting Double Box 1/4" x 5/16" 12 PT
J1192T-A	Wrench, Ratcheting Double Box 3/8" x 7/16" 12 PT
J1193T-A	Wrench, Ratcheting Double Box 1/2" x 9/16" 12 PT
J1194-A	Wrench, Ratcheting Double Box 5/8" x 11/16" 12 PT
J1195-A	Wrench, Ratcheting Double Box 3/4" x 7/8" 12 PT
J1210A	Wrench, Combination Satin 5/16" 12 PT
J1212ASD	Wrench, Combination Satin 3/8" 12 PT
J1214ASD	Wrench, Combination Satin 7/16" 12 PT
J1216ASD	Wrench, Combination Satin 1/2" 12 PT
J1218ASD	Wrench, Combination Satin 9/16" 12 PT
J1220ASD	Wrench, Combination Satin 5/8" 12 PT
J1222ASD	Wrench, Combination Satin 11/16" 12 PT
J1224ASD	Wrench, Combination Satin 3/4" 12 PT
J1226ASD	Wrench, Combination Satin 13/16" 12 PT
J1228ASD	Wrench, Combination Satin 7/8" 12 PT
J1230ASD	Wrench, Combination Satin 15/16" 12 PT
J1232ASD	Wrench, Combination Satin 1" 12 PT
J1234ASD	Wrench, Combination Satin 1-1/16" 12 PT
J1236ASD	Wrench, Combination Satin 1-1/8" 12 PT
J1240ASD	Wrench, Combination Satin 1-1/4" 12 PT
J3018	Wrench, Open-End Satin 1/4" x 5/16"
J3020	Wrench, Open-End Satin 3/8" x 5/16"
J3025	Wrench, Open-End Satin 7/16" x 1/2"
J3026	Wrench, Open-End Satin 1/2" x 9/16"
J3030	Wrench, Open-End Satin 9/16" x 5/8"
J3031	Wrench, Open-End Satin 5/8" x 3/4"
J3035	Wrench, Open-End Satin 11/16" x 3/4"
J3040	Wrench, Open-End Satin 13/16" x 7/8"
J3045	Wrench, Open-End Satin 15/16" x 1"
J3050	Wrench, Open-End Satin 1-1/16" x 1-1/8"
J3764	Wrench, Flare Nut Satin 3/8" x 7/16" 6 PT
J3768	Wrench, Flare Nut Satin 1/2" x 9/16" 6 PT
J3772	Wrench, Flare Nut Satin 5/8" x 11/16" 6 PT
J4912CF	Wrench, Crowfoot Open End 3/8" DR 3/8"
J4914CF	Wrench, Crowfoot Open End 3/8" DR 7/16"
J4916CF	Wrench, Crowfoot Open End 3/8" DR 1/2"
J4918CF	Wrench, Crowfoot Open End 3/8" DR 9/16"
J4920CF	Wrench, Crowfoot Open End 3/8" DR 5/8"
J4922CF	Wrench, Crowfoot Open End 3/8" DR 11/16"
J4924CF	Wrench, Crowfoot Open End 3/8" DR 3/4"
J4926CF	Wrench, Crowfoot Open End 3/8" DR 13/16"
J4928CF	Wrench, Crowfoot Open End 3/8" DR 7/8"
J1050M	Wrench, Offset Double Box Full Polish 6 x 7 mm 12 PT
J1051M	Wrench, Offset Double Box Full Polish 8 x 9 mm 12 PT
J1053M	Wrench, Offset Double Box Full Polish 10 x 11 mm 12 PT
J1057M	Wrench, Offset Double Box Full Polish 12 x 13 mm 12 PT
J1061M	Wrench, Offset Double Box Full Polish 14 x 15 mm 12 PT
J1064M	Wrench, Offset Double Box Full Polish 16 x 18 mm 12 PT
J1065M	Wrench, Offset Double Box Full Polish 17 x 19 mm 12 PT
J1072M	Wrench, Offset Double Box Full Polish 21 x 24 mm 12 PT
J1073M	Wrench, Offset Double Box Full Polish 22 x 24 mm 12 PT
J1077M	Wrench, Offset Double Box Full Polish 27 x 30 mm 12 PT

Contents	Description
J1079M	Wrench, Offset Double Box Full Polish 30 x 32 mm 12 PT
J1191M-A	Wrench, Ratcheting Double Box 7 x 8 mm 6 PT
J1192M-A	Wrench, Ratcheting Double Box 9 x 10 mm 6 PT
J1193MA-A	Wrench, Ratcheting Double Box 11 x 13 mm 6 PT
J1194MA-A	Wrench, Ratcheting Double Box 12 x 14 mm 6 PT
J1195M-A	Wrench, Ratcheting Double Box 15 x 17 mm 12 PT
J1207MA	Wrench, Combination Satin 7 mm 12 PT
J1208MA	Wrench, Combination Satin 8 mm 12 PT
J1209MA	Wrench, Combination Satin 9 mm 12 PT
J1210MASD	Wrench, Combination Satin 10 mm 12 PT
J1211MASD	Wrench, Combination Satin 11 mm 12 PT
J1212MASD	Wrench, Combination Satin 12 mm 12 PT
J1213MASD	Wrench, Combination Satin 13 mm 12 PT
J1214MASD	Wrench, Combination Satin 14 mm 12 PT
J1215MASD	Wrench, Combination Satin 15 mm 12 PT
J1216MASD	Wrench, Combination Satin 16 mm 12 PT
J1217MASD	Wrench, Combination Satin 17 mm 12 PT
J1218MASD	Wrench, Combination Satin 18 mm 12 PT
J1219MASD	Wrench, Combination Satin 19 mm 12 PT
J1220MASD	Wrench, Combination Satin 20 mm 12 PT
J1221MASD	Wrench, Combination Satin 21 mm 12 PT
J1222MASD	Wrench, Combination Satin 22 mm 12 PT
J1223MASD	Wrench, Combination Satin 23 mm 12 PT
J1224MASD	Wrench, Combination Satin 24 mm 12 PT
J30607	Wrench, Open-End Satin 6 mm x 7 mm
J30809	Wrench, Open-End Satin 8 mm x 9 mm
J31011	Wrench, Open-End Satin 10 mm x 11 mm
J31213	Wrench, Open-End Satin 12 mm x 13 mm
J31415	Wrench, Open-End Satin 14 mm x 15 mm
J31617	Wrench, Open-End Satin 16 mm x 17 mm
J31819	Wrench, Open-End Satin 18 mm x 19 mm
J32022	Wrench, Open-End Satin 20 mm x 22 mm
J32123	Wrench, Open-End Satin 21 mm x 23 mm
J32426	Wrench, Open-End Satin 24 mm x 26 mm
J3707M	Wrench, Flare Nut Satin 7 x 8 mm 6 PT
J3709M	Wrench, Flare Nut Satin 9 x 11 mm 6 PT
J3710M	Wrench, Flare Nut Satin 10 x 12 mm 6 PT
J3713M	Wrench, Flare Nut Satin 13 x 14 mm 6 PT
J3715M	Wrench, Flare Nut Satin 15 x 17 mm 6 PT
J4909MCF	Wrench, Crowfoot Open End 3/8" DR 9 mm
J4910MCF	Wrench, Crowfoot Open End 3/8" DR 10 mm
J4911MCF	Wrench, Crowfoot Open End 3/8" DR 11 mm
J4912MCF	Wrench, Crowfoot Open End 3/8" DR 12 mm
J4913MCF	Wrench, Crowfoot Open End 3/8" DR 13 mm
J4914MCF	Wrench, Crowfoot Open End 3/8" DR 14 mm
J4915MCF	Wrench, Crowfoot Open End 3/8" DR 15 mm
J4916MCF	Wrench, Crowfoot Open End 3/8" DR 16 mm
J4917MCF	Wrench, Crowfoot Open End 3/8" DR 17 mm
J4918MCF	Wrench, Crowfoot Open End 3/8" DR 18 mm
J4919MCF	Wrench, Crowfoot Open End 3/8" DR 19 mm
J4920MCF	Wrench, Crowfoot Open End 3/8" DR 20 mm
J4921MCF	Wrench, Crowfoot Open End 3/8" DR 21 mm
J4922MCF	Wrench, Crowfoot Open End 3/8" DR 22 mm
J4923MCF	Wrench, Crowfoot Open End 3/8" DR 23 mm
J4924MCF	Wrench, Crowfoot Open End 3/8" DR 24 mm



497 PIECE MASTER TECHNICIAN MAINTENANCE TOOL SET

- › 1/4", 3/8", 1/2" Drive tools.
- › Designed for fastener sizes 1/16" - 1-1/2", 2.5 mm - 24 mm.
- › 259 - Sockets and Accessories
- › 128 - Wrenches
- › 32 - Striking and Struck Tools
- › 14 - Pliers and Snips
- › 30 - Screwdrivers
- › 34 - Miscellaneous Tools
- › Sub-sets contained: J99900, J99905, J99915.
- › Weight (lbs): 297.0 (Tools Only)

Tools Only



J99920

**With Roller Cabinet J542742-8SG
and Top Chest J542719-12SG-D**



J99921A

**With Roller Cabinet J553441-8SG
and Top Chest J553427-6SG**



J99922A





Contents	Description
JBM1008	Case, Blow Molded Red
J4968PB	Case, Blow Molded Red
J9200DPB	Case, Blow Molded Red
J9500BPB	Box, Blow Molded
J86A1/2S2	Chisel, Cold 5/8"
J86A1/4S2	Chisel, Cold 5/16"
J86A1X8S2	Chisel, Cold 1-3/16"
J86A3/16S2	Chisel, Cold 1/4"
J86A3/4X8S2	Chisel, Cold 7/8"
J86A5/16S2	Chisel, Cold 3/8"
J86A5/8S2	Chisel, Cold 3/4"
J86A7/16S2	Chisel, Cold 1/2"
J86A7/8X8S2	Chisel, Cold 1"
J4759	Extension, 1/4" DR 2"
J4760	Extension, 1/4" DR 3"
J4761	Extension, 1/4" DR 6"
J4765	Extension, Flexible 1/4" DR 6-1/4"
J5260	Extension, 3/8" DR 3"
J5260-06	Extension, 3/8" DR 6"
J5260-06W	Extension, Wobble 3/8" DR 6"
J5260W	Extension, Wobble 3/8" DR 3"
J5262	Extension, 3/8" DR 12"
J5268	Extension, Flexible 3/8" DR 8"
J5460	Extension, 1/2" DR 2-1/2"
J5461	Extension, 1/2" DR 5"
J5463	Extension, 1/2" DR 10"
15-265	Hacksaw, Adjustable w/ Rubber Grip
J1308AVP	Hammer, Ball Pein, Anti-Vibe® 8 oz.
J1316AVP	Hammer, Ball Pein, Anti-Vibe® 16 oz.
J1430G	Hammer, Brass 1.5 Lb.
J57-532	Hammer, Dead Blow Combo Face 28 oz.
J4766	Handle, Hinge 1/4" DR
J5265	Handle, Hinge 3/8" DR
J5468	Handle, Hinge 1/2" DR 18-5/8"
J5485	Handle, Hinge Black Oxide 3/8" DR 8-1/2"
J4785	Handle, Sliding-T 1" DR
J5285	Handle, Sliding-T 3/4" DR
J5480G	Handle, Sliding-T 3/8" DR
J5280G	Handle, Speed 1/4" DR 15-1/2"
J4980	Hex Key Set 13 PC
J4984	Hex Key Set, Metric 9 PC
J2108S2	Holder, Punch and Chisel
10-099	Knife, Classic 99® Retractable Blade Utility, Gray
J1368	Mallet, Rubber
J2373	Mirror, Rectangular Telescoping 2-1/8"
J9206	Nut Driver, 3/16" x 2-3/4"
J9207	Nut Driver, 7/32" x 2-3/4"
J9208	Nut Driver, 1/4" x 2-3/4"
J9209	Nut Driver, 9/32" x 2-3/4"
J9210	Nut Driver, 5/16" x 2-3/4"
J9211	Nut Driver, 11/32" x 2-3/4"
J9212	Nut Driver, 3/8" x 2-3/4"

Contents	Description
J9214	Nut Driver 7/16" x 2-3/4"
J9216	Nut Driver, 1/2" x 2-3/4"
J9218	Nut Driver, 9/16" x 2-3/4"
J9220	Nut Driver, 5/8" x 2-3/4"
J206G	Pliers, Diagonal Cutting w/ Grip 6-1/16"
J209G	Pliers, Diagonal Cutting HD w/ Grip 7-5/16"
J222G	Pliers, Needle Nose Long Thin 6-1/16"
J225G	Pliers, Bent Nose 6-5/16"
J226G	Pliers, Needle Nose w/ Cutter 6-5/8"
J227G	Pliers, Duckbill w/ Grip 7-25/32"
J268G	Pliers, Lineman's w/ Grip 8-5/8"
J272G	Pliers, End Cutting High Leverage 8-1/4"
J276GXL	Pliers, XL Series Combo Slip-Joint w/ Grip 6"
J278GXL	Pliers, XL Series Combo Slip-Joint w/ Grip 8"
J291XL	Pliers, Locking Straight Jaw 7-15/32"
J292XL	Pliers, Locking Curved Jaw 9-1/4"
J298	Pliers, Wire Strippers 8-1/4"
J2375	Retriever Tool, Pocket Magnetic 16-3/4 - 26-3/4"
J411/2S2	Punch, Center 1/2"
J413/8S2	Punch, Center 3/8"
J445/16S2	Punch, Prick 5/16"
J471/2X1/4S2	Punch, Pin 1/4"
J471/4X3/32S2S2	Punch, Pin 3/32"
J473/8X3/16S2S2	Punch, Pin 3/16"
J475/16X1/8S2	Punch, Pin 1/8"
J475/16X5/32S2	Punch, Pin 5/32"
J477/16X7/32S2	Punch, Pin 7/32"
J501/2S2	Punch, Starting 1/4"
J501/4S2	Punch, Starting 3/32"
J503/8S2	Punch, Starting 3/16"
J505/16S2	Punch, Starting 1/8"
J507/16S2	Punch, Starter 7/16" Hex x 7/32"
J961/2S2	Punch, Drift 1/4"
J963/8S2	Punch, Drift 3/16"
J965/16S2	Punch, Drift 1/8"
J4749	Ratchet, Classic Pear Head 1/4" DR 5"
J5247	Ratchet, Adapter 3/8" DR
J5249	Ratchet, Classic Pear Head 3/8" DR 7"
J5257F	Ratchet, Flex Head 3/8" DR 8-1/2"
J5447	Ratchet, Adapter 1/2" DR
J5449	Ratchet, Classic Pear Head 1/2" DR 10"
J5450	Ratchet, Long Classic Pear Head 1/2" DR 16"
J5457F	Ratchet, Flex Head 1/2" DR 17-3/32"
J9521	Extractor, Screw 1/8"
J9522	Extractor, Screw 3/16"
J9523	Extractor, Screw 15/64"
J9524	Extractor, Screw 5/16"
J9525	Extractor, Screw 3/8"
J9525B	Extractor, Screw 15/32"
J9526	Extractor, Screw 9/16"
J9527	Extractor, Screw 21/32"
J9528	Extractor, Screw 13/16"



497 PIECE MASTER TECHNICIAN MAINTENANCE SET (CONT'D)

Product #: **J99920**

Contents	Description
J9529	Extractor, Screw 1-1/16"
JC31604R	Screwdriver, Slotted Cabinet Round 3/16" x 4"
JC31608R	Screwdriver, Slotted Cabinet Round 3/16" x 8"
JCP1803R	Screwdriver, Slotted Cabinet Round 1/8" x 3"
JCP1804R	Screwdriver, Slotted Cabinet Round 1/8" x 4"
JCP1808R	Screwdriver, Slotted Cabinet Round 1/8" x 8"
JKB1404RP	Screwdriver, Slotted Round 1/4" x 4"
JK14112R	Screwdriver, Slotted Round Stubby 1/4" x 1-1/2"
JKB31604RP	Screwdriver, Slotted Round 3/16" x 4"
JKB3808RP	Screwdriver, Slotted Round 3/8" x 8"
JKB3812RP	Screwdriver, Slotted Round 3/8" x 12"
JKB51606RP	Screwdriver, Slotted Round 5/16" x 6"
JP0103R	Screwdriver, Phillips Round # 1 x 3"
JP0108R	Screwdriver, Phillips Round # 1 x 8"
JP0204R	Screwdriver, Phillips Round # 2 x 4"
JP0208R	Screwdriver, Phillips Round # 2 x 8"
JP02112R	Screwdriver, Phillips Round Stubby # 2 x 1-1/2"
JP0306R	Screwdriver, Phillips Round # 3 x 6"
JP0408R	Screwdriver, Phillips Round # 4 x 8"
JPP0003R	Screwdriver, Phillips Round # 0 x 3"
J303S	Snips, Aviation Straight
J5246	Socket, Bit Screwdriver Slotted 3/8" DR 1/4"
J4706	Socket, 1/4" DR 3/16" 6 PT
J4707	Socket, 1/4" DR 7/32" 6 PT
J4708	Socket, 1/4" DR 1/4" 6 PT
J4708S	Socket, 1/4" DR 1/4" 8 PT
J4709	Socket, 1/4" DR 9/32" 6 PT
J4710	Socket, 1/4" DR 5/16" 6 PT
J4710S	Socket, 1/4" DR 5/16" 8 PT
J4711	Socket, 1/4" DR 11/32" 6 PT
J4712	Socket, 1/4" DR 3/8" 6 PT
J4712S	Socket, 1/4" DR 3/8" 8 PT
J4714	Socket, 1/4" DR 7/16" 6 PT
J4716	Socket, 1/4" DR 1/2" 6 PT
J4718	Socket, 1/4" DR 9/16" 6 PT
J4706L	Socket, Deep 1/4" DR 3/16" 6 PT
J4707L	Socket, Deep 1/4" DR 7/32" 6 PT
J4708L	Socket, Deep 1/4" DR 1/4" 6 PT
J4709L	Socket, Deep 1/4" DR 9/32" 6 PT
J4710L	Socket, Deep 1/4" DR 5/16" 6 PT
J4711L	Socket, Deep 1/4" DR 11/32" 6 PT
J4712L	Socket, Deep 1/4" DR 3/8" 6 PT
J4714L	Socket, Deep 1/4" DR 1/2" 6 PT
J4716L	Socket, Deep 1/4" DR 7/16" 6 PT
J4718L	Socket, Deep 1/4" DR 9/16" 6 PT
J4743	Socket, Screwdriver Bit Slotted 1/4" DR 1/4"
J4744	Socket, Screwdriver Bit Slotted 1/4" DR 3/16"
J4745	Socket, Screwdriver Bit Slotted 1/4" DR 1/4"
J47701/16	Socket, Hex Bit 1/4" DR 1/16"
J47701/4	Socket, Hex Bit 1/4" DR 1/4"
J47701/8	Socket, Hex Bit 1/4" DR 1/8"
J47703/16	Socket, Hex Bit 1/4" DR 3/16"

Contents	Description
J47703/32	Socket, Hex Bit 1/4" DR 3/32"
J47705/16	Socket, Hex Bit 1/4" DR 5/16"
J47705/32	Socket, Hex Bit 1/4" DR 5/32"
J47705/64	Socket, Hex Bit 1/4" DR 5/64"
J47707/32	Socket, Hex Bit 1/4" DR 7/32"
J47707/64	Socket, Hex Bit 1/4" DR 7/64"
J47709/64	Socket, Hex Bit 1/4" DR 9/64"
J47711TA	Socket, Universal 1/4" DR 1/4" 12 PT
J4772TA	Socket, Universal 1/4" DR 5/16" 12 PT
J4773TA	Socket, Universal 1/4" DR 3/8" 12 PT
J4774TA	Socket, Universal 1/4" DR 7/16" 12 PT
J49901/4	Socket, Hex Bit 3/8" DR 1/4"
J49901/8	Socket, Hex Bit 3/8" DR 1/8"
J49903/16	Socket, Hex Bit 3/8" DR 3/16"
J49903/8	Socket, Hex Bit 3/8" DR 3/8"
J49905/16	Socket, Hex Bit 3/8" DR 5/16"
J49905/32	Socket, Hex Bit 3/8" DR 5/32"
J49907/32	Socket, Hex Bit 3/8" DR 7/32"
J5008	Socket, Deep 3/8" DR 1/4" 12 PT
J5010	Socket, Deep 3/8" DR 5/16" 12 PT
J5012	Socket, Deep 3/8" DR 3/8" 12 PT
J5014	Socket, Deep 3/8" DR 7/16" 12 PT
J5016	Socket, Deep 3/8" DR 1/2" 12 PT
J5018	Socket, Deep 3/8" DR 9/16" 12 PT
J5020	Socket, Deep 3/8" DR 5/8" 12 PT
J5022	Socket, Deep 3/8" DR 11/16" 12 PT
J5024	Socket, Deep 3/8" DR 3/4" 12 PT
J5026	Socket, Deep 3/8" DR 13/16" 12 PT
J5028	Socket, Deep 3/8" DR 7/8" 12 PT
J5030	Socket, Deep 3/8" DR 15/16" 12 PT
J5032	Socket, Deep 3/8" DR 1" 12 PT
J5208	Socket, 3/8" DR 1/4" 12 PT
J5208S	Socket, 3/8" DR 1/4" 8 PT
J5210	Socket, 3/8" DR 5/16" 12 PT
J5210S	Socket, 3/8" DR 5/16" 8 PT
J5212	Socket, 3/8" DR 3/8" 12 PT
J5212S	Socket, 3/8" DR 3/8" 8 PT
J5214	Socket, 3/8" DR 7/16" 12 PT
J5214S	Socket, 3/8" DR 7/16" 8 PT
J5216	Socket, 3/8" DR 1/2" 12 PT
J5216S	Socket, 3/8" DR 1/2" 8 PT
J5218	Socket, 3/8" DR 9/16" 12 PT
J5220	Socket, 3/8" DR 5/8" 12 PT
J5222	Socket, 3/8" DR 11/16" 12 PT
J5224	Socket, 3/8" DR 3/4" 12 PT
J5226	Socket, 3/8" DR 13/16" 12 PT
J5228	Socket, 3/8" DR 7/8" 12 PT
J5230	Socket, 3/8" DR 15/16" 12 PT
J5232	Socket, 3/8" DR 1" 12 PT
J5273A	Socket, Universal 3/8" DR 3/8" 12 PT
J5274A	Socket, Universal 3/8" DR 7/16" 12 PT
J5275A	Socket, Universal 3/8" DR 1/2" 12 PT



Contents	Description
J5276A	Socket, Universal 3/8" DR 9/16" 12 PT
J5277A	Socket, Universal 3/8" DR 5/8" 12 PT
J5278A	Socket, Universal 3/8" DR 11/16" 12 PT
J5279A	Socket, Universal 3/8" DR 3/4" 12 PT
J5316	Socket, Deep 1/2" DR 1/2" 12 PT
J5318	Socket, Deep 1/2" DR 9/16" 12 PT
J5320	Socket, Deep 1/2" DR 5/8" 12 PT
J5322	Socket, Deep 1/2" DR 11/16" 12 PT
J5324	Socket, Deep 1/2" DR 3/4" 12 PT
J5326	Socket, Deep 1/2" DR 13/16" 12 PT
J5328	Socket, Deep 1/2" DR 7/8" 12 PT
J5330	Socket, Deep 1/2" DR 15/16" 12 PT
J5332	Socket, Deep 1/2" DR 1" 12 PT
J5334	Socket, Deep 1/2" DR 1-1/16" 12 PT
J5336	Socket, Deep 1/2" DR 1-1/8" 12 PT
J5340	Socket, Deep 1/2" DR 1-1/4" 12 PT
J5412	Socket, 1/2" DR 3/8" 12 PT
J5412S	Socket, 1/2" DR 3/8" 8 PT
J5414	Socket, 1/2" DR 7/16" 12 PT
J5414S	Socket, 1/2" DR 7/16" 8 PT
J5416	Socket, 1/2" DR 1/2" 12 PT
J5416S	Socket, 1/2" DR 1/2" 8 PT
J5418	Socket, 1/2" DR 9/16" 12 PT
J5418S	Socket, 1/2" DR 9/16" 8 PT
J5419	Socket, 1/2" DR 19/32" 12 PT
J5420	Socket, 1/2" DR 5/8" 12 PT
J5420S	Socket, 1/2" DR 5/8" 8 PT
J5422	Socket, 1/2" DR 11/16" 12 PT
J5422S	Socket, 1/2" DR 11/16" 8 PT
J5424	Socket, 1/2" DR 3/4" 12 PT
J5424S	Socket, 1/2" DR 3/4" 8 PT
J5425	Socket, 1/2" DR 25/32" 12 PT
J5426	Socket, 1/2" DR 13/16" 12 PT
J5426S	Socket, 1/2" DR 13/16" 8 PT
J5428	Socket, 1/2" DR 7/8" 12 PT
J5428S	Socket, 1/2" DR 7/8" 8 PT
J5429	Socket, 1/2" DR 29/32" 12 PT
J5430	Socket, 1/2" DR 15/16" 12 PT
J5432	Socket, 1/2" DR 1" 12 PT
J5432S	Socket, 1/2" DR 1" 8 PT
J5434	Socket, 1/2" DR 1-1/16" 12 PT
J5436	Socket, 1/2" DR 1-1/8" 12 PT
J5438	Socket, 1/2" DR 1-3/16" 12 PT
J5440	Socket, 1/2" DR 1-1/4" 12 PT
J54411/2	Socket, Hex Bit 1/2" DR 1/2"
J54411/4	Socket, Hex Bit 1/2" DR 1/4"
J54413/8	Socket, Hex Bit 1/2" DR 3/8"
J54415/16	Socket, Hex Bit 1/2" DR 5/16"
J54415/8	Socket, Hex Bit 1/2" DR 5/8"
J54417/16	Socket, Hex Bit 1/2" DR 7/16"
J54419/16	Socket, Hex Bit 1/2" DR 9/16"
J5442	Socket, 1/2" DR 1-5/16" 12 PT

Contents	Description
J5444	Socket, 1/2" DR 1-3/8" 12 PT
J5446	Socket, 1/2" DR 1-7/16" 12 PT
J5448	Socket, 1/2" DR 1-1/2" 12 PT
J4704M	Socket, 1/4" DR 4 mm 6 PT
J47055M	Socket, 1/4" DR 5.5 mm 6 PT
J4705M	Socket, 1/4" DR 5 mm 6 PT
J4706M	Socket, 1/4" DR 6 mm 6 PT
J4707M	Socket, 1/4" DR 7 mm 6 PT
J4708M	Socket, 1/4" DR 8 mm 6 PT
J4709M	Socket, 1/4" DR 9 mm 6 PT
J4710M	Socket, 1/4" DR 10 mm 6 PT
J4711M	Socket, 1/4" DR 11 mm 6 PT
J4712M	Socket, 1/4" DR 12 mm 6 PT
J4713M	Socket, 1/4" DR 13 mm 6 PT
J4714M	Socket, 1/4" DR 14 mm 6 PT
J5444A	Socket, Drag Link 1/2" DR - 3/4"
J4704LM	Socket, Deep 1/4" DR 4 mm 6 PT
J47055LM	Socket, Deep 1/4" DR 5.5 mm 6 PT
J4705LM	Socket, Deep 1/4" DR 5 mm 6 PT
J4706LM	Socket, Deep 1/4" DR 6 mm 6 PT
J4707LM	Socket, Deep 1/4" DR 7 mm 6 PT
J4708LM	Socket, Deep 1/4" DR 8 mm 6 PT
J4709LM	Socket, Deep 1/4" DR 9 mm 6 PT
J4710LM	Socket, Deep 1/4" DR 10 mm 6 PT
J4711LM	Socket, Deep 1/4" DR 11 mm 6 PT
J4712LM	Socket, Deep 1/4" DR 12 mm 6 PT
J4713LM	Socket, Deep 1/4" DR 13 mm 6 PT
J4714LM	Socket, Deep 1/4" DR 14 mm 6 PT
J5475A	Socket, Universal 1/2" DR 1/2" 12 PT
J5476A	Socket, Universal 1/2" DR 9/16" 12 PT
J5477A	Socket, Universal 1/2" DR 5/8" 12 PT
J4770-2.5M	Socket, Hex Bit 1/4" DR 2.5 mm
J4770-2M	Socket, Hex Bit 1/4" DR 2 mm
J4770-3M	Socket, Hex Bit 1/4" DR 3 mm
J4770-4M	Socket, Hex Bit 1/4" DR 4 mm
J4770-5M	Socket, Hex Bit 1/4" DR 5 mm
J4770-6M	Socket, Hex Bit 1/4" DR 6 mm
J4990-10M	Socket, Hex Bit 3/8" 10 mm
J4990-4M	Socket, Hex Bit 3/8" 4 mm
J4990-5M	Socket, Hex Bit 3/8" 5 mm
J4990-6M	Socket, Hex Bit 3/8" 6 mm
J4990-7M	Socket, Hex Bit 3/8" 7 mm
J4990-8M	Socket, Hex Bit 3/8" 8 mm
J4990-9M	Socket, Hex Bit 3/8" DR 9 mm
J5008M	Socket, Deep 3/8" DR 8 mm 12 PT
J5009M	Socket, Deep 3/8" DR 9 mm 12 PT
J5010M	Socket, Deep 3/8" DR 10 mm 12 PT
J5011M	Socket, Deep 3/8" DR 11 mm 12 PT
J5012M	Socket, Deep 3/8" DR 12 mm 12 PT
J5013M	Socket, Deep 3/8" DR 13 mm 12 PT
J5014M	Socket, Deep 3/8" DR 14 mm 12 PT
J5015M	Socket, Deep 3/8" DR 15 mm 12 PT



497 PIECE MASTER TECHNICIAN MAINTENANCE SET (CONT'D)

Product #: **J99920**

Contents	Description
J5016M	Socket, Deep 3/8" DR 16 mm 12 PT
J5017M	Socket, Deep 3/8" DR 17 mm 12 PT
J5018M	Socket, Deep 3/8" DR 18 mm 12 PT
J5019M	Socket, Deep 3/8" DR 19 mm 12 PT
J5208M	Socket, 3/8" DR 8 mm 12 PT
J5209M	Socket, 3/8" DR 9 mm 12 PT
J5210M	Socket, 3/8" DR 10 mm 12 PT
J5211M	Socket, 3/8" DR 11 mm 12 PT
J5212M	Socket, 3/8" DR 12 mm 12 PT
J5213M	Socket, 3/8" DR 13 mm 12 PT
J5214M	Socket, 3/8" DR 14 mm 12 PT
J5215M	Socket, 3/8" DR 15 mm 12 PT
J5216M	Socket, 3/8" DR 16 mm 12 PT
J5217M	Socket, 3/8" DR 17 mm 12 PT
J5218M	Socket, 3/8" DR 18 mm 12 PT
J5219M	Socket, 3/8" DR 19 mm 12 PT
J5410M	Socket, 1/2" DR 10 mm 12 PT
J5411M	Socket, 1/2" DR 11 mm 12 PT
J5412M	Socket, 1/2" DR 12 mm 12 PT
J5413M	Socket, 1/2" DR 13 mm 12 PT
J5414M	Socket, 1/2" DR 14 mm 12 PT
J5415M	Socket, 1/2" DR 15 mm 12 PT
J5416M	Socket, 1/2" DR 16 mm 12 PT
J5417M	Socket, 1/2" DR 17 mm 12 PT
J5418M	Socket, 1/2" DR 18 mm 12 PT
J5419M	Socket, 1/2" DR 19 mm 12 PT
J5420M	Socket, 1/2" DR 20 mm 12 PT
J5421M	Socket, 1/2" DR 21 mm 12 PT
J5422M	Socket, 1/2" DR 22 mm 12 PT
J5423M	Socket, 1/2" DR 23 mm 12 PT
J5424M	Socket, 1/2" DR 24 mm 12 PT
J5441-12M	Socket, Hex Bit 1/2" DR 12 mm
J5441-14M	Socket, Hex Bit 1/2" DR 14 mm
J5441-17M	Socket, Hex Bit 1/2" DR 17 mm
J4737	Socket, Phillips Bit 1/4" DR #1
J4738	Socket, Phillips Bit 1/4" DR #2
J5241	Socket, Phillips Bit 3/8" DR #2
J5242	Socket, Phillips Bit 3/8" DR #3
J5243	Socket, Phillips Bit 3/8" DR #4
J2584	Socket Bar, 6-1/4"
J2585	Socket Bar, 9"
J2586	Socket Bar, 13"
J2587	Socket Bar, 17"
J2590	Socket Clip, 1/4" DR
J2591	Socket Clip, 3/8" DR
J2592	Socket Clip, 1/2" DR
J4769	Socket Driver, 1/4" DR
33-212	Tape Rule, PowerLock® Metal Case, 1/2" x 12'
J25TR01C	Tool Roll, 7 Pockets
J25TR05C	Tool Roll, 10 Pockets
J25TR06C	Tool Roll, 5 Pocket
J25TR21C	Tool Roll, 26 Pockets

Contents	Description
J25TR28C	Tool Roll, 10 Pockets
J25TR32C	Tool Roll, 7 Pockets
J25TR41C	Tool Roll, 15 Pockets
J25TR42C	Tool Roll, 18 Pockets
J25TR44C	Tool Roll, 11 Pockets
J6014C	Torque Wrench, Ratcheting Head Micrometer 1/2" DR 50-250 ft-lbs
J4770A	Universal Joint, 1/4" DR
J5270A	Universal Joint, 3/8" DR
J5470A	Universal Joint, 1/2" DR
J706	Wrench, Adjustable Satin 6"
J708	Wrench, Adjustable Satin 8"
J710	Wrench, Adjustable Satin 10"
J810HD	Wrench, Pipe Cast Iron HD 10"
J814HD	Wrench, Pipe Cast Iron HD 14"
J1170	Wrench, Double Box Full Polish 5/16" x 3/8" 12 PT
J1171	Wrench, Double Box Full Polish 7/16" x 1/2" 12 PT
J1172	Wrench, Double Box Full Polish 9/16" x 5/8" 12 PT
J1173	Wrench, Double Box Full Polish 11/16" x 3/4" 12 PT
J1174	Wrench, Double Box Full Polish 13/16" x 7/8" 12 PT
J1175	Wrench, Double Box Full Polish 15/16" x 1" 12 PT
J1176	Wrench, Double Box Full Polish 1-1/16" x 1-1/8" 12 PT
J1191T-A	Wrench, Ratcheting Double Box 1/4" x 5/16" 12 PT
J1192T-A	Wrench, Ratcheting Double Box 3/8" x 7/16" 12 PT
J1193T-A	Wrench, Ratcheting Double Box 1/2" x 9/16" 12 PT
J1194-A	Wrench, Ratcheting Double Box 5/8" x 11/16" 12 PT
J1195-A	Wrench, Ratcheting Double Box 3/4" x 7/8" 12 PT
J1210A	Wrench, Combination Satin 5/16" 12 PT
J1212ASD	Wrench, Combination Satin 3/8" 12 PT
J1214ASD	Wrench, Combination Satin 7/16" 12 PT
J1216ASD	Wrench, Combination Satin 1/2" 12 PT
J1218ASD	Wrench, Combination Satin 9/16" 12 PT
J1220ASD	Wrench, Combination Satin 5/8" 12 PT
J1222ASD	Wrench, Combination Satin 11/16" 12 PT
J1224ASD	Wrench, Combination Satin 3/4" 12 PT
J1226ASD	Wrench, Combination Satin 13/16" 12 PT
J1228ASD	Wrench, Combination Satin 7/8" 12 PT
J1230ASD	Wrench, Combination Satin 15/16" 12 PT
J1232ASD	Wrench, Combination Satin 1" 12 PT
J1234ASD	Wrench, Combination Satin 1-1/16" 12 PT
J1236ASD	Wrench, Combination Satin 1-1/8" 12 PT
J1240ASD	Wrench, Combination Satin 1-1/4" 12 PT
J1242	Wrench, Combination Satin 1-5/16" 12 PT
J1244	Wrench, Combination Satin 1-3/8" 12 PT
J1246	Wrench, Combination Satin 1-7/16" 12 PT
J1248	Wrench, Combination Satin 1-1/2" 12 PT
J3018	Wrench, Open-End Satin 1/4" x 5/16"
J3020	Wrench, Open-End Satin 3/8" x 5/16"
J3025	Wrench, Open-End Satin 7/16" x 1/2"
J3026	Wrench, Open-End Satin 1/2" x 9/16"
J3030	Wrench, Open-End Satin 9/16" x 5/8"
J3031	Wrench, Open-End Satin 5/8" x 3/4"



Contents	Description
J3035	Wrench, Open-End Satin 11/16" x 3/4"
J3040	Wrench, Open-End Satin 13/16" x 7/8"
J3045	Wrench, Open-End Satin 15/16" x 1"
J3050	Wrench, Open-End Satin 1-1/16" x 1-1/8"
J3751	Wrench, Combination Flare Nut Satin 3/8" 6 PT
J3752	Wrench, Combination Flare Nut Satin 7/16" 6 PT
J3753	Wrench, Combination Flare Nut Satin 1/2" 6 PT
J3754	Wrench, Combination Flare Nut Satin 9/16" 6 PT
J3755	Wrench, Combination Flare Nut Satin 5/8" 6 PT
J3756	Wrench, Combination Flare Nut Satin 11/16" 6 PT
J3757	Wrench, Combination Flare Nut Satin 3/4" 6 PT
J4912CF	Wrench, Crowfoot Open End 3/8" DR 3/8"
J4914CF	Wrench, Crowfoot Open End 3/8" DR 7/16"
J4916CF	Wrench, Crowfoot Open End 3/8" DR 1/2"
J4918CF	Wrench, Crowfoot Open End 3/8" DR 9/16"
J4920CF	Wrench, Crowfoot Open End 3/8" DR 5/8"
J4922CF	Wrench, Crowfoot Open End 3/8" DR 11/16"
J4924CF	Wrench, Crowfoot Open End 3/8" DR 3/4"
J4926CF	Wrench, Crowfoot Open End 3/8" DR 13/16"
J4928CF	Wrench, Crowfoot Open End 3/8" DR 7/8"
J1050M	Wrench, Offset Double Box Full Polish 6 x 7 mm 12 PT
J1051M	Wrench, Offset Double Box Full Polish 8 x 9 mm 12 PT
J1053M	Wrench, Offset Double Box Full Polish 10 x 11 mm 12 PT
J1057M	Wrench, Offset Double Box Full Polish 12 x 13 mm 12 PT
J1061M	Wrench, Offset Double Box Full Polish 14 x 15 mm 12 PT
J1064M	Wrench, Offset Double Box Full Polish 16 x 18 mm 12 PT
J1065M	Wrench, Offset Double Box Full Polish 17 x 19 mm 12 PT
J1072M	Wrench, Offset Double Box Full Polish 21 x 24 mm 12 PT
J1073M	Wrench, Offset Double Box Full Polish 22 x 24 mm 12 PT
J1077M	Wrench, Offset Double Box Full Polish 27 x 30 mm 12 PT
J1079M	Wrench, Offset Double Box Full Polish 30 x 32 mm 12 PT
J1191M-A	Wrench, Ratcheting Double Box 7 x 8 mm 6 PT
J1192M-A	Wrench, Ratcheting Double Box 9 x 10 mm 6 PT
J1193MA-A	Wrench, Ratcheting Double Box 11 x 13 mm 6 PT
J1194MA-A	Wrench, Ratcheting Double Box 12 x 14 mm 6 PT
J1195M-A	Wrench, Ratcheting Double Box 15 x 17 mm 12 PT
J1207MA	Wrench, Combination Satin 7 mm 12 PT
J1208MA	Wrench, Combination Satin 8 mm 12 PT
J1209MA	Wrench, Combination Satin 9 mm 12 PT
J1210MASD	Wrench, Combination Satin 10 mm 12 PT
J1211MASD	Wrench, Combination Satin 11 mm 12 PT
J1212MASD	Wrench, Combination Satin 12 mm 12 PT
J1213MASD	Wrench, Combination Satin 13 mm 12 PT

Contents	Description
J1214MASD	Wrench, Combination Satin 14 mm 12 PT
J1215MASD	Wrench, Combination Satin 15 mm 12 PT
J1216MASD	Wrench, Combination Satin 16 mm 12 PT
J1217MASD	Wrench, Combination Satin 17 mm 12 PT
J1218MASD	Wrench, Combination Satin 18 mm 12 PT
J1219MASD	Wrench, Combination Satin 19 mm 12 PT
J1220MASD	Wrench, Combination Satin 20 mm 12 PT
J1221MASD	Wrench, Combination Satin 21 mm 12 PT
J1222MASD	Wrench, Combination Satin 22 mm 12 PT
J1223MASD	Wrench, Combination Satin 23 mm 12 PT
J1224MASD	Wrench, Combination Satin 24 mm 12 PT
J30607	Wrench, Open-End Satin 6 mm x 7 mm
J30809	Wrench, Open-End Satin 8 mm x 9 mm
J31011	Wrench, Open-End Satin 10 mm x 11 mm
J31213	Wrench, Open-End Satin 12 mm x 13 mm
J31415	Wrench, Open-End Satin 14 mm x 15 mm
J31617	Wrench, Open-End Satin 16 mm x 17 mm
J31819	Wrench, Open-End Satin 18 mm x 19 mm
J32022	Wrench, Open-End Satin 20 mm x 22 mm
J32123	Wrench, Open-End Satin 21 mm x 23 mm
J32426	Wrench, Open-End Satin 24 mm x 26 mm
J3707M	Wrench, Flare Nut Satin 7 x 8 mm 6 PT
J3709M	Wrench, Flare Nut Satin 9 x 11 mm 6 PT
J3710M	Wrench, Flare Nut Satin 10 x 12 mm 6 PT
J3713M	Wrench, Flare Nut Satin 13 x 14 mm 6 PT
J3715M	Wrench, Flare Nut Satin 15 x 17 mm 6 PT
J4909MCF	Wrench, Crowfoot Open End 3/8" DR 9 mm
J4910MCF	Wrench, Crowfoot Open End 3/8" DR 10 mm
J4911MCF	Wrench, Crowfoot Open End 3/8" DR 11 mm
J4912MCF	Wrench, Crowfoot Open End 3/8" DR 12 mm
J4913MCF	Wrench, Crowfoot Open End 3/8" DR 13 mm
J4914MCF	Wrench, Crowfoot Open End 3/8" DR 14 mm
J4915MCF	Wrench, Crowfoot Open End 3/8" DR 15 mm
J4916MCF	Wrench, Crowfoot Open End 3/8" DR 16 mm
J4917MCF	Wrench, Crowfoot Open End 3/8" DR 17 mm
J4918MCF	Wrench, Crowfoot Open End 3/8" DR 18 mm
J4919MCF	Wrench, Crowfoot Open End 3/8" DR 19 mm
J4920MCF	Wrench, Crowfoot Open End 3/8" DR 20 mm
J4921MCF	Wrench, Crowfoot Open End 3/8" DR 21 mm
J4922MCF	Wrench, Crowfoot Open End 3/8" DR 22 mm
J4923MCF	Wrench, Crowfoot Open End 3/8" DR 23 mm
J4924MCF	Wrench, Crowfoot Open End 3/8" DR 24 mm



411 PIECE ADVANCED MAINTENANCE TOOL SET

- › 1/4", 3/8", 1/2" Drive tools.
- › Designed for fastener sizes 1/16" - 1-7/16".
- › 182 - Sockets and Accessories
- › 99 - Wrenches
- › 31 - Striking and Struck Tools
- › 28 - Pliers and Snips
- › 32 - Screwdrivers
- › 39 - Miscellaneous Tools
- › Sub-sets contained: J99810, J99825, J99835.
- › Weight (lbs): 192.0 (Tools Only)

Tools Only



J99830

With Roller Cabinet J542735-7SG
and Top Chest J542719-10SG-D



J99831A

With Roller Cabinet J542742-7SG
and Top Chest J542719-8SG



J99832A





Contents	Description
JBM1008	Case, Blow Molded Red
J9200DPB	Case, Blow Molded Red
J9500BPB	Box, Blow Molded
J86A1/2S2	Chisel, Cold 5/8"
J86A1/4S2	Chisel, Cold 5/16"
J86A1X8S2	Chisel, Cold 1-3/16"
J86A3/16S2	Chisel, Cold 1/4"
J86A3/4X8S2	Chisel, Cold 7/8"
J86A5/16S2	Chisel, Cold 3/8"
J86A5/8S2	Chisel, Cold 3/4"
J86A7/16S2	Chisel, Cold 1/2"
J86A7/8X8S2	Chisel, Cold 1"
J404	C-Clamp, Standard Service Deep Throat Screw - 0-4"
J4759	Extension, 1/4" DR 2"
J4760	Extension, 1/4" DR 3"
J4761	Extension, 1/4" DR 6"
J4765	Extension, Flexible 1/4" DR 6-1/4"
J5260	Extension, 3/8" DR 3"
J5260-06	Extension, 3/8" DR 6"
J5260-06W	Extension, Wobble 3/8" DR 6"
J5260W	Extension, Wobble 3/8" DR 3"
J5262	Extension, 3/8" DR 12"
J5268	Extension, Flexible 3/8" DR 8"
J5460	Extension, 1/2" DR 2-1/2"
J5461	Extension, 1/2" DR 5"
J5463	Extension, 1/2" DR 10"
28-240	Putty Knife, Nylon Handle, Flexible 1-1/4"
28-540	Putty Knife, Wood Handle, Flexible 1-1/4"
15-265	Hacksaw, Adjustable w/ Rubber Grip
J1308AVP	Hammer, Ball Pein, Anti-Vibe® 8 oz.
J1316AVP	Hammer, Ball Pein, Anti-Vibe® 16 oz.
J1332AVP	Hammer, Ball Pein, Anti-Vibe® 32 oz.
J4766	Handle, Hinge 1/4" DR
J4780G	Handle, Speed 1/2" DR
J4785	Handle, Sliding-T 1" DR
J5265	Handle, Hinge 3/8" DR
J5280G	Handle, Speed 1/4" DR 15-1/2"
J5285	Handle, Sliding-T 3/4" DR
J5468	Handle, Hinge 1/2" DR 18-5/8"
J5480G	Handle, Sliding-T 3/8" DR
J5485	Handle, Hinge Black Oxide 3/8" DR 8-1/2"
J4980	Hex Key Set, 13 PC
J2108S2	Holder, Punch and Chisel
10-099	Knife, Classic 99® Retractable Blade Utility, Gray
FMHT10311	Knife, FATMAX® Folding Pocket 7-5/8"
J1368	Mallet, Rubber
J2373	Mirror, Rectangular Telescoping 2-1/8"
J9206	Nut Driver, 3/16" x 2-3/4"
J9207	Nut Driver, 7/32" x 2-3/4"
J9208	Nut Driver, 1/4" x 2-3/4"
J9209	Nut Driver, 9/32" x 2-3/4"
J9210	Nut Driver, 5/16" x 2-3/4"
J9211	Nut Driver, 11/32" x 2-3/4"

Contents	Description
J9212	Nut Driver, 3/8" x 2-3/4"
J9214	Nut Driver 7/16" x 2-3/4"
J9216	Nut Driver, 1/2" x 2-3/4"
J9218	Nut Driver, 9/16" x 2-3/4"
J9220	Nut Driver, 5/8" x 2-3/4"
J2381	Pick, Cotter Pin Puller
J206G	Pliers, Diagonal Cutting w/ Grip 6-1/16"
J209G	Pliers, Diagonal Cutting HD w/ Grip 7-5/16"
J222G	Pliers, Needle Nose Long Thin 6-1/16"
J225G	Pliers, Bent Nose 6-5/16"
J226G	Pliers, Needle Nose w/ Cutter 6-5/8"
J227G	Pliers, Duckbill w/ Grip 7-25/32"
J268G	Pliers, Lineman's w/ Grip 8-5/8"
J272G	Pliers, End Cutting High Leverage 8-1/4"
J276GXL	Pliers, XL Series Combo Slip-Joint w/ Grip 6"
J278GXL	Pliers, XL Series Combo Slip-Joint w/ Grip 8"
J286LNXL	Pliers, Locking Mini Long Nose 6-29/32"
J291XL	Pliers, Locking Straight Jaw 7-15/32"
J292XL	Pliers, Locking Curved Jaw 9-1/4"
J298	Pliers, Wire Strippers 8-1/4"
J360B	Pliers, Convertible Retaining Ring Set 12 PC
J2375	Retriever Tool, Pocket Magnetic 16-3/4 - 26-3/4"
J2120S2	Pry Bar, Aligning 18"
J2124	Pry Bar, Aligning 24"
J2126S2	Pry Bar, Rolling Head 12"
J2130S2	Pry Bar, Rolling Head 16"
J4022T	Puller, Tip Detachable Standard
J4056-4	Puller, Jaw Reversible 4" Reach
J4056PN	Puller, Pin Pivot
J4205S	Puller, Screw Forcing Acme
J4250N	Puller, Nut Adjustable Reversible
J4255B	Puller, Yoke 3 Way Jaw ACM
J411/2S2	Punch, Center 1/2"
J413/8S2	Punch, Center 3/8"
J445/16S2	Punch, Prick 5/16"
J471/2X1/4S2	Punch, Pin 1/4"
J471/4X3/32S2	Punch, Pin 3/32"
J473/8X3/16S2	Punch, Pin 3/16"
J475/16X1/8S2	Punch, Pin 1/8"
J475/16X5/32S2	Punch, Pin 5/32"
J477/16X7/32S2	Punch, Pin 7/32"
J501/2S2	Punch, Starting 1/4"
J501/4S2	Punch, Starting 3/32"
J503/8S2	Punch, Starting 3/16"
J505/16S2	Punch, Starting 1/8"
J507/16S2	Punch, Starting 7/32"
J961/2S2	Punch, Drift 1/4"
J963/8S2	Punch, Drift 3/16"
J965/16S2	Punch, Drift 1/8"
J4749	Ratchet, Classic Pear Head 1/4" DR 5"
J5247	Ratchet, Adapter 3/8" DR
J5249	Ratchet, Classic Pear Head 3/8" DR 7"
J5257F	Ratchet, Flex Head 3/8" DR 8-1/2"



411 PIECE ADVANCED MAINTENANCE TOOL SET (CONT'D)

Product #: **J99830**

Contents	Description
J5447	Ratchet, Adapter 1/2" DR
J5449	Ratchet, Classic Pear Head 1/2" DR 10"
J5450	Ratchet, Long Classic Pear Head 1/2" DR 16"
J5457F	Ratchet, Flex Head 1/2" DR 17-3/32"
J2343	Scraper, Carbon 1-1/2"
J9521	Extractor, Screw 1/8"
J9522	Extractor, Screw 3/16"
J9523	Extractor, Screw 15/64"
J9524	Extractor, Screw 5/16"
J9525	Extractor, Screw 3/8"
J9525B	Extractor, Screw 15/32"
J9526	Extractor, Screw 9/16"
J9527	Extractor, Screw 21/32"
J9528	Extractor, Screw 13/16"
J9529	Extractor, Screw 1-1/16"
J9853	Screw Starter, Slotted 5-5/8"
J9884	Screw Starter, Phillips 5-3/4"
JC31604R	Screwdriver, Slotted Cabinet Round 3/16" x 4"
JC31608R	Screwdriver, Slotted Cabinet Round 3/16" x 8"
JCP1803R	Screwdriver, Slotted Cabinet Round 1/8" x 3"
JCP1804R	Screwdriver, Slotted Cabinet Round 1/8" x 4"
JCP1808R	Screwdriver, Slotted Cabinet Round 1/8" x 8"
JKB1404RP	Screwdriver, Slotted Round 1/4" x 4"
JK14112R	Screwdriver, Slotted Round Stubby 1/4" x 1-1/2"
JKB31604RP	Screwdriver, Slotted Round 3/16" x 4"
JKB3808RP	Screwdriver, Slotted Round 3/8" x 8"
JKB3812RP	Screwdriver, Slotted Round 3/8" x 12"
JKB51606RP	Screwdriver, Slotted Round 5/16" x 6"
JPO103R	Screwdriver, Phillips Round # 1 x 3"
JPO108R	Screwdriver, Phillips Round # 1 x 8"
JPO204R	Screwdriver, Phillips Round # 2 x 4"
JPO208R	Screwdriver, Phillips Round # 2 x 8"
JPO2112R	Screwdriver, Phillips Round Stubby # 2 x 1-1/2"
JPO306R	Screwdriver, Phillips Round # 3 x 6"
JPO408R	Screwdriver, Phillips Round # 4 x 8"
JPP0003R	Screwdriver, Phillips Round # 0 x 3"
J95218	Sheath, Folding Knife - Leather
J303S	Snips, Aviation Straight
J308	Snips, Miniature 6-1/2"
J5246	Socket, Bit Screwdriver Slotted 3/8" DR 1/4"
J4706	Socket, 1/4" DR 3/16" 6 PT
J4706L	Socket, Deep 1/4" DR 3/16" 6 PT
J4707	Socket, 1/4" DR 7/32" 6 PT
J4707L	Socket, Deep 1/4" DR 7/32" 6 PT
J4708	Socket, 1/4" DR 1/4" 6 PT
J4708L	Socket, Deep 1/4" DR 1/4" 6 PT
J4708S	Socket, 1/4" DR 1/4" 8 PT
J4709	Socket, 1/4" DR 9/32" 6 PT
J4709L	Socket, Deep 1/4" DR 9/32" 6 PT
J4710	Socket, 1/4" DR 5/16" 6 PT
J4710L	Socket, Deep 1/4" DR 5/16" 6 PT
J4710S	Socket, 1/4" DR 5/16" 8 PT
J4711	Socket, 1/4" DR 11/32" 6 PT

Contents	Description
J4711L	Socket, Deep 1/4" DR 11/32" 6 PT
J4712	Socket, 1/4" DR 3/8" 6 PT
J4712L	Socket, Deep 1/4" DR 3/8" 6 PT
J4712S	Socket, 1/4" DR 3/8" 8 PT
J4714	Socket, 1/4" DR 7/16" 6 PT
J4714L	Socket, Deep 1/4" DR 1/2" 6 PT
J4716	Socket, 1/4" DR 1/2" 6 PT
J4716L	Socket, Deep 1/4" DR 7/16" 6 PT
J4718	Socket, 1/4" DR 9/16" 6 PT
J4718L	Socket, Deep 1/4" DR 9/16" 6 PT
J4743	Socket, Screwdriver Bit Slotted 1/4" DR 1/4"
J4744	Socket, Screwdriver Bit Slotted 1/4" DR 3/16"
J4745	Socket, Screwdriver Bit Slotted 1/4" DR 1/4"
J47701/16	Socket, Hex Bit 1/4" DR 1/16"
J47701/4	Socket, Hex Bit 1/4" DR 1/4"
J47701/8	Socket, Hex Bit 1/4" DR 1/8"
J47703/16	Socket, Hex Bit 1/4" DR 3/16"
J47703/32	Socket, Hex Bit 1/4" DR 3/32"
J47705/16	Socket, Hex Bit 1/4" DR 5/16"
J47705/32	Socket, Hex Bit 1/4" DR 5/32"
J47705/64	Socket, Hex Bit 1/4" DR 5/64"
J47707/32	Socket, Hex Bit 1/4" DR 7/32"
J47707/64	Socket, Hex Bit 1/4" DR 7/64"
J47709/64	Socket, Hex Bit 1/4" DR 9/64"
J4771TA	Socket, Universal 1/4" DR 1/4" 12 PT
J4772TA	Socket, Universal 1/4" DR 5/16" 12 PT
J4773TA	Socket, Universal 1/4" DR 3/8" 12 PT
J4774TA	Socket, Universal 1/4" DR 7/16" 12 PT
J49901/4	Socket, Hex Bit 3/8" DR 1/4"
J49901/8	Socket, Hex Bit 3/8" DR 1/8"
J49903/16	Socket, Hex Bit 3/8" DR 3/16"
J49903/8	Socket, Hex Bit 3/8" DR 3/8"
J49905/16	Socket, Hex Bit 3/8" DR 5/16"
J49905/32	Socket, Hex Bit 3/8" DR 5/32"
J49907/32	Socket, Hex Bit 3/8" DR 7/32"
J5008	Socket, Deep 3/8" DR 1/4" 12 PT
J5010	Socket, Deep 3/8" DR 5/16" 12 PT
J5012	Socket, Deep 3/8" DR 3/8" 12 PT
J5014	Socket, Deep 3/8" DR 7/16" 12 PT
J5016	Socket, Deep 3/8" DR 1/2" 12 PT
J5018	Socket, Deep 3/8" DR 9/16" 12 PT
J5020	Socket, Deep 3/8" DR 5/8" 12 PT
J5022	Socket, Deep 3/8" DR 11/16" 12 PT
J5024	Socket, Deep 3/8" DR 3/4" 12 PT
J5026	Socket, Deep 3/8" DR 13/16" 12 PT
J5028	Socket, Deep 3/8" DR 7/8" 12 PT
J5030	Socket, Deep 3/8" DR 15/16" 12 PT
J5032	Socket, Deep 3/8" DR 1" 12 PT
J5208	Socket, 3/8" DR 1/4" 12 PT
J5208S	Socket, 3/8" DR 1/4" 8 PT
J5210	Socket, 3/8" DR 5/16" 12 PT
J5210S	Socket, 3/8" DR 5/16" 8 PT
J5212	Socket, 3/8" DR 3/8" 12 PT



Contents	Description
J5212S	Socket, 3/8" DR 3/8" 8 PT
J5214	Socket, 3/8" DR 7/16" 12 PT
J5214S	Socket, 3/8" DR 7/16" 8 PT
J5216	Socket, 3/8" DR 1/2" 12 PT
J5216S	Socket, 3/8" DR 1/2" 8 PT
J5218	Socket, 3/8" DR 9/16" 12 PT
J5220	Socket, 3/8" DR 5/8" 12 PT
J5222	Socket, 3/8" DR 11/16" 12 PT
J5224	Socket, 3/8" DR 3/4" 12 PT
J5226	Socket, 3/8" DR 13/16" 12 PT
J5228	Socket, 3/8" DR 7/8" 12 PT
J5230	Socket, 3/8" DR 15/16" 12 PT
J5232	Socket, 3/8" DR 1" 12 PT
J5273A	Socket, Universal 3/8" DR 3/8" 12 PT
J5274A	Socket, Universal 3/8" DR 7/16" 12 PT
J5275A	Socket, Universal 3/8" DR 1/2" 12 PT
J5276A	Socket, Universal 3/8" DR 9/16" 12 PT
J5277A	Socket, Universal 3/8" DR 5/8" 12 PT
J5278A	Socket, Universal 3/8" DR 11/16" 12 PT
J5279A	Socket, Universal 3/8" DR 3/4" 12 PT
J5316	Socket, 1/2" DR Deep 1/2" 12 PT
J5318	Socket, Deep 1/2" DR 9/16" 12 PT
J5320	Socket, Deep 1/2" DR 5/8" 12 PT
J5322	Socket, Deep 1/2" DR 11/16" 12 PT
J5324	Socket, Deep 1/2" DR 3/4" 12 PT
J5326	Socket, Deep 1/2" DR 13/16" 12 PT
J5328	Socket, Deep 1/2" DR 7/8" 12 PT
J5330	Socket, Deep 1/2" DR 15/16" 12 PT
J5332	Socket, Deep 1/2" DR 1" 12 PT
J5334	Socket, Deep 1/2" DR 1-1/16" 12 PT
J5336	Socket, Deep 1/2" DR 1-1/8" 12 PT
J5340	Socket, Deep 1/2" DR 1-1/4" 12 PT
J5412	Socket, 1/2" DR 3/8" 12 PT
J5412S	Socket, 1/2" DR 3/8" 8 PT
J5414	Socket, 1/2" DR 7/16" 12 PT
J5414S	Socket, 1/2" DR 7/16" 8 PT
J5416	Socket, 1/2" DR 1/2" 12 PT
J5416S	Socket, 1/2" DR 1/2" 8 PT
J5418	Socket, 1/2" DR 9/16" 12 PT
J5418S	Socket, 1/2" DR 9/16" 8 PT
J5419	Socket, 1/2" DR 19/32" 12 PT
J5420	Socket, 1/2" DR 5/8" 12 PT
J5420S	Socket, 1/2" DR 5/8" 8 PT
J5422	Socket, 1/2" DR 11/16" 12 PT
J5422S	Socket, 1/2" DR 11/16" 8 PT
J5424	Socket, 1/2" DR 3/4" 12 PT
J5424S	Socket, 1/2" DR 3/4" 8 PT
J5425	Socket, 1/2" DR 25/32" 12 PT
J5426	Socket, 1/2" DR 13/16" 12 PT
J5426S	Socket, 1/2" DR 13/16" 8 PT
J5428	Socket, 1/2" DR 7/8" 12 PT
J5428S	Socket, 1/2" DR 7/8" 8 PT
J5429	Socket, 1/2" DR 29/32" 12 PT

Contents	Description
J5430	Socket, 1/2" DR 15/16" 12 PT
J5432	Socket, 1/2" DR 1" 12 PT
J5432S	Socket, 1/2" DR 1" 8 PT
J5434	Socket, 1/2" DR 1-1/16" 12 PT
J5436	Socket, 1/2" DR 1-1/8" 12 PT
J5438	Socket, 1/2" DR 1-3/16" 12 PT
J5440	Socket, 1/2" DR 1-1/4" 12 PT
J54411/2	Socket, Hex Bit 1/2" DR 1/2"
J54411/4	Socket, Hex Bit 1/2" DR 1/4"
J54413/8	Socket, Hex Bit 1/2" DR 3/8"
J54415/16	Socket, Hex Bit 1/2" DR 5/16"
J54415/8	Socket, Hex Bit 1/2" DR 5/8"
J54417/16	Socket, Hex Bit 1/2" DR 7/16"
J54419/16	Socket, Hex Bit 1/2" DR 9/16"
J5442	Socket, 1/2" DR 1-5/16" 12 PT
J5444	Socket, 1/2" DR 1-3/8" 12 PT
J5444A	Socket, Drag Link 1/2" DR - 3/4"
J5446	Socket, 1/2" DR 1-7/16" 12 PT
J5446A	Socket, Drag Link 1/2" DR - 15/16"
J5448	Socket, 1/2" DR 1-1/2" 12 PT
J5475A	Socket, Universal 1/2" DR 1/2" 12 PT
J5476A	Socket, Universal 1/2" DR 9/16" 12 PT
J5477A	Socket, Universal 1/2" DR 5/8" 12 PT
J4737	Socket, Phillips Bit 1/4" DR #1
J4738	Socket, Phillips Bit 1/4" DR #2
J5241	Socket, Phillips Bit 3/8" DR #2
J5242	Socket, Phillips Bit 3/8" DR #3
J5243	Socket, Phillips Bit 3/8" DR #4
J2584	Socket Bar, 6-1/4"
J2590	Socket Clip, 1/4" DR
J4769	Socket Driver, 1/4" DR
J25TR01C	Tool Roll, 7 Pockets
J25TR03C	Tool Roll, 7 Pockets
J25TR05C	Tool Roll, 10 Pockets
J25TR06C	Tool Roll, 5 Pocket
J25TR12C	Tool Roll, 8 Pockets
J25TR21C	Tool Roll, 26 Pockets
J25TR26C	Tool Roll, 9 Pockets
J25TR32C	Tool Roll, 7 Pockets
J25TR41C	Tool Roll, 15 Pockets
J6016C	Torque Wrench, Ratcheting Head Micrometer 1/2" DR 30-150 lbs
J4770A	Universal Joint, 1/4" DR
J5270A	Universal Joint, 3/8" DR
J5470A	Universal Joint, 1/2" DR
J706	Wrench, Adjustable Satin 6"
J708	Wrench, Adjustable Satin 8"
J710	Wrench, Adjustable Satin 10"
J712	Wrench, Adjustable Satin 12"
J808HD	Wrench, Pipe Cast Iron HD 8"
J810HD	Wrench, Pipe Cast Iron HD 10"
J814HD	Wrench, Pipe Cast Iron HD 14"
J1120	Wrench, Short Double Box Satin 5/16" x 3/8" 12 PT



411 PIECE ADVANCED MAINTENANCE TOOL SET (CONT'D)

Product #: **J99830**

ADVANCED MAINTENANCE SETS

Contents	Description
J1122	Wrench, Short Double Box Satin 3/8" x 7/16" 12 PT
J1126	Wrench, Short Double Box Satin 1/2" x 9/16" 12 PT
J1131	Wrench, Short Double Box Satin 5/8" x 3/4" 12 PT
J1170	Wrench, Double Box Full Polish 5/16" x 3/8" 12 PT
J1171	Wrench, Double Box Full Polish 7/16" x 1/2" 12 PT
J1172	Wrench, Double Box Full Polish 9/16" x 5/8" 12 PT
J1173	Wrench, Double Box Full Polish 11/16" x 3/4" 12 PT
J1174	Wrench, Double Box Full Polish 13/16" x 7/8" 12 PT
J1175	Wrench, Double Box Full Polish 15/16" x 1" 12 PT
J1176	Wrench, Double Box Full Polish 1-1/16" x 1-1/8" 12 PT
J1191T-A	Wrench, Ratcheting Double Box 1/4" x 5/16" 12 PT
J1192T-A	Wrench, Ratcheting Double Box 3/8" x 7/16" 12 PT
J1193T-A	Wrench, Ratcheting Double Box 1/2" x 9/16" 12 PT
J1194-A	Wrench, Ratcheting Double Box 5/8" x 11/16" 12 PT
J1195-A	Wrench, Ratcheting Double Box 3/4" x 7/8" 12 PT
J1208ES	Wrench, Short Combination Full Polish 1/4" - 12 PT
J1209ES	Wrench, Short Combination Full Polish 9/32" - 12 PT
J1210A	Wrench, Combination Satin 5/16" 12 PT
J1210ES	Wrench, Short Combination Full Polish 5/16" - 12 PT
J1211ES	Wrench, Short Combination Full Polish 11/32" - 12 PT
J1212ASD	Wrench, Combination Satin 3/8" 12 PT
J1212ES	Wrench, Short Combination Full Polish 3/8" - 12 PT
J1214ASD	Wrench, Combination Satin 7/16" 12 PT
J1216ASD	Wrench, Combination Satin 1/2" 12 PT
J1218ASD	Wrench, Combination Satin 9/16" 12 PT
J1220ASD	Wrench, Combination Satin 5/8" 12 PT
J1222ASD	Wrench, Combination Satin 11/16" 12 PT
J1224ASD	Wrench, Combination Satin 3/4" 12 PT
J1226ASD	Wrench, Combination Satin 13/16" 12 PT
J1228ASD	Wrench, Combination Satin 7/8" 12 PT
J1230ASD	Wrench, Combination Satin 15/16" 12 PT
J1232ASD	Wrench, Combination Satin 1" 12 PT
J1234ASD	Wrench, Combination Satin 1-1/16" 12 PT
J1236ASD	Wrench, Combination Satin 1-1/8" 12 PT
J1240ASD	Wrench, Combination Satin 1-1/4" 12 PT
J1270-12A	Wrench, Combination Flex Head Satin 3/8" 12 PT
J1270-14A	Wrench, Combination Flex Head Satin 7/16" 12 PT
J1270-16A	Wrench, Combination Flex Head Satin 1/2" 12 PT
J1270-18A	Wrench, Combination Flex Head Satin 9/16" 12 PT
J1270-20A	Wrench, Combination Flex Head Satin 5/8" 12 PT
J1270-22A	Wrench, Combination Flex Head Satin 11/16" 12 PT
J1270-24A	Wrench, Combination Flex Head Satin 3/4" 12 PT
J1725	Wrench, Obstruction Box Satin 7/16" x 1/2" 12 PT
J1730	Wrench, Obstruction Box Satin 9/16" x 5/8" 12 PT
J1731	Wrench, Obstruction Box Satin 5/8" x 3/4" 12 PT
J3018	Wrench, Open-End Satin 1/4" x 5/16"
J3020	Wrench, Open-End Satin 3/8" x 5/16"

Contents	Description
J3025	Wrench, Open-End Satin 7/16" x 1/2"
J3026	Wrench, Open-End Satin 1/2" x 9/16"
J3030	Wrench, Open-End Satin 9/16" x 5/8"
J3031	Wrench, Open-End Satin 5/8" x 3/4"
J3035	Wrench, Open-End Satin 11/16" x 3/4"
J3040	Wrench, Open-End Satin 13/16" x 7/8"
J3045	Wrench, Open-End Satin 15/16" x 1"
J3050	Wrench, Open-End Satin 1-1/16" x 1-1/8"
J3314	Wrench, Angle Open-End Satin 7/32"
J3315	Wrench, Angle Open-End Satin 15/64"
J3316	Wrench, Angle Open-End Satin 1/4"
J3318	Wrench, Angle Open-End Satin 9/32"
J3320	Wrench, Angle Open-End Satin 5/16"
J3322	Wrench, Angle Open-End Satin 11/32"
J3324	Wrench, Angle Open-End Satin 3/8"
J3328	Wrench, Angle Open-End Satin 7/16"
J3332	Wrench, Angle Open-End Satin 1/2"
J3751	Wrench, Combination Flare Nut Satin 3/8" 6 PT
J3752	Wrench, Combination Flare Nut Satin 7/16" 6 PT
J3753	Wrench, Combination Flare Nut Satin 1/2" 6 PT
J3754	Wrench, Combination Flare Nut Satin 9/16" 6 PT
J3755	Wrench, Combination Flare Nut Satin 5/8" 6 PT
J3756	Wrench, Combination Flare Nut Satin 11/16" 6 PT
J3757	Wrench, Combination Flare Nut Satin 3/4" 6 PT
J3812	Wrench, Ratcheting Flare Nut 3/8" 12 PT
J3814	Wrench, Ratcheting Flare Nut 7/16" 12 PT
J3816	Wrench, Ratcheting Flare Nut 1/2" 12 PT
J3818	Wrench, Ratcheting Flare Nut 9/16" 12 PT
J3820	Wrench, Ratcheting Flare Nut 5/8" 12 PT
J3822	Wrench, Ratcheting Flare Nut 11/16" 12 PT
J3824	Wrench, Ratcheting Flare Nut 3/4" 12 PT
J4912CF	Wrench, Crowfoot Open End 3/8" DR 3/8"
J4914CF	Wrench, Crowfoot Open End 3/8" DR 7/16"
J4916CF	Wrench, Crowfoot Open End 3/8" DR 1/2"
J4918CF	Wrench, Crowfoot Open End 3/8" DR 9/16"
J4920CF	Wrench, Crowfoot Open End 3/8" DR 5/8"
J4922CF	Wrench, Crowfoot Open End 3/8" DR 11/16"
J4924CF	Wrench, Crowfoot Open End 3/8" DR 3/4"
J4926CF	Wrench, Crowfoot Open End 3/8" DR 13/16"
J4928CF	Wrench, Crowfoot Open End 3/8" DR 7/8"
J1204EFS	Wrench, Combination 1/8" 6 PT
J1205EFS	Wrench, Combination 5/32" 6 PT
J1206EFS	Wrench, Combination 3/16" 6 PT
J1208EFS	Wrench, Short Combination 1/4" 6 PT
J1209EFS	Wrench, Short Combination 9/32" 6 PT
J1210EFS	Wrench, Short Combination 5/16" 6 PT
J1211EFS	Wrench, Short Combination 11/32" 6 PT



334 PIECE MASTER ADVANCED MAINTENANCE SET

- › 1/4", 3/8", 1/2" Drive tools.
- › Designed for fastener sizes 1/16" - 1-1/2", 9 mm - 19 mm.
- › 193 - Sockets and Accessories
- › 44 - Wrenches
- › 30 - Striking and Struck Tools
- › 15 - Pliers and Snips
- › 30 - Screwdrivers
- › 22 - Miscellaneous Tools
- › Enhanced version of Proto® J99670 Advanced Maintenance Set.
- › Weight (lbs): 115.0 (Tools Only)

Tools Only



JCS-0334MAS

With Roller Cabinet J553441-8SG




JCS-0334MASBX1A

With Roller Cabinet J542742-12SG and Top Chest J542719-8SG



JCS-0334MASBX2A



334 PIECE MASTER ADVANCED MAINTENANCE SET (CONT'D)

Product #: **JCS-0334MAS**

Contents	Description
JBM1008	Case, Blow Molded Red
J9200DPB	Case, Blow Molded Red
J86A1/2S2	Chisel, Cold 5/8"
J86A1/4S2	Chisel, Cold 5/16"
J86A1X8S2	Chisel, Cold 1-3/16"
J86A3/16S2	Chisel, Cold 1/4"
J86A3/4X8S2	Chisel, Cold 7/8"
J86A5/16S2	Chisel, Cold 3/8"
J86A5/8S2	Chisel, Cold 3/4"
J86A7/16S2	Chisel, Cold 1/2"
J86A7/8X8S2	Chisel, Cold 1"
J4759	Extension, 1/4" DR 2"
J4760	Extension, 1/4" DR 3"
J4761	Extension, 1/4" DR 6"
J4765	Extension, Flexible 1/4" DR 6-1/4"
J5260	Extension, 3/8" DR 3"
J5260-06	Extension, 3/8" DR 6"
J5262	Extension, 3/8" DR 12"
J5268	Extension, Flexible 3/8" DR 8"
J5460	Extension, 1/2" DR 2-1/2"
J5461	Extension, 1/2" DR 5"
J5463	Extension, 1/2" DR 10"
15-265	Hacksaw, Adjustable w/ Rubber Grip
J1308AVP	Hammer, Ball Pein, Anti-Vibe® 8 oz.
J1316AVP	Hammer, Ball Pein, Anti-Vibe® 16 oz.
J4766	Handle, Hinge 1/4" DR
J5265	Handle, Hinge 3/8" DR
J5468	Handle, Hinge 1/2" DR 18-5/8"
J5485	Handle, Hinge Black Oxide 3/8" DR 8-1/2"
J4785	Handle, Sliding-T 1" DR
J5285	Handle, Sliding-T 3/4" DR
J5480G	Handle, Sliding-T 3/8" DR
J5280G	Handle, Speed 1/4" DR 15-1/2"
J4980	Hex Key Set, 13 PC
J2108S2	Holder, Punch and Chisel
10-099	Knife, Classic 99® Retractable Blade Utility, Gray
FMHT10311	Knife, FATMAX® Folding Pocket 7-5/8"
J1368	Mallet, Rubber
J9206	Nut Driver, 3/16" x 2-3/4"
J9207	Nut Driver, 7/32" x 2-3/4"
J9208	Nut Driver, 1/4" x 2-3/4"
J9209	Nut Driver, 9/32" x 2-3/4"
J9210	Nut Driver, 5/16" x 2-3/4"
J9211	Nut Driver, 11/32" x 2-3/4"
J9212	Nut Driver, 3/8" x 2-3/4"
J9214	Nut Driver 7/16" x 2-3/4"
J9216	Nut Driver, 1/2" x 2-3/4"
J9218	Nut Driver, 9/16" x 2-3/4"
J9220	Nut Driver, 5/8" x 2-3/4"
J206G	Pliers, Diagonal Cutting w/ Grip 6-1/16"
J209G	Pliers, Diagonal Cutting HD w/ Grip 7-5/16"
J2806SMP	Pliers Set, Miniature 6PC
J222G	Pliers, Needle Nose Long Thin 6-1/16"
J225G	Pliers, Bent Nose 6-5/16"
J268G	Pliers, Lineman's w/ Grip 8-5/8"

Contents	Description
J272G	Pliers, End Cutting High Leverage 8-1/4"
J276GXL	Pliers, XL Series Combo Slip-Joint w/ Grip 6"
J278GXL	Pliers, XL Series Combo Slip-Joint w/ Grip 8"
J291XL	Pliers, Locking Straight Jaw 7-15/32"
J411/2S2	Punch, Center 1/2"
J413/8S2	Punch, Center 3/8"
J445/16S2	Punch, Prick 5/16"
J471/2X1/4S2	Punch, Pin 1/4"
J471/4X3/32S2	Punch, Pin 3/32"
J473/8X3/16S2	Punch, Pin 3/16"
J475/16X1/8S2	Punch, Pin 1/8"
J475/16X5/32S2	Punch, Pin 5/32"
J477/16X7/32S2	Punch, Pin 7/32"
J501/2S2	Punch, Starting 1/4"
J501/4S2	Punch, Starting 3/32"
J503/8S2	Punch, Starting 3/16"
J505/16S2	Punch, Starting 1/8"
J507/16S2	Punch, Starting 7/32"
J961/2S2	Punch, Drift 1/4"
J963/8S2	Punch, Drift 3/16"
J965/16S2	Punch, Drift 1/8"
J4749	Ratchet, Classic Pear Head 1/4" DR 5"
J5247	Ratchet, Adapter 3/8" DR
J5249XL	Ratchet, Premium Pear Head 3/8" DR 8-1/2"
J5447	Ratchet, Adapter 1/2" DR
J5449XL	Ratchet, Premium Pear Head 1/2" DR 10-1/2"
J5450	Ratchet, Long Classic Pear Head 1/2" DR 16"
JC31604R	Screwdriver, Slotted Cabinet Round 3/16" x 4"
JC31608R	Screwdriver, Slotted Cabinet Round 3/16" x 8"
JCP1803R	Screwdriver, Slotted Cabinet Round 1/8" x 3"
JCP1804R	Screwdriver, Slotted Cabinet Round 1/8" x 4"
JCP1808R	Screwdriver, Slotted Cabinet Round 1/8" x 8"
JKB1404RP	Screwdriver, Slotted Round 1/4" x 4"
JK14112R	Screwdriver, Slotted Round Stubby 1/4" x 1-1/2"
JKB31604RP	Screwdriver, Slotted Round 3/16" x 4"
JKB3808RP	Screwdriver, Slotted Round 3/8" x 8"
JKB3812RP	Screwdriver, Slotted Round 3/8" x 12"
JKB51606RP	Screwdriver, Slotted Round 5/16" x 6"
JP0103R	Screwdriver, Phillips Round # 1 x 3"
JP0108R	Screwdriver, Phillips Round # 1 x 8"
JP0204R	Screwdriver, Phillips Round # 2 x 4"
JP0208R	Screwdriver, Phillips Round # 2 x 8"
JP02112R	Screwdriver, Phillips Round Stubby # 2 x 1-1/2"
JP0306R	Screwdriver, Phillips Round # 3 x 6"
JP0408R	Screwdriver, Phillips Round # 4 x 8"
JPP0003R	Screwdriver, Phillips Round # 0 x 3"
J95218	Sheath, Folding Knife - Leather
J5246	Socket, Bit Screwdriver Slotted 3/8" DR 1/4"
J4706	Socket, 1/4" DR 3/16" 6 PT
J4707	Socket, 1/4" DR 7/32" 6 PT
J4708	Socket, 1/4" DR 1/4" 6 PT
J4708S	Socket, 1/4" DR 1/4" 8 PT
J4709	Socket, 1/4" DR 9/32" 6 PT
J4710	Socket, 1/4" DR 5/16" 6 PT
J4710S	Socket, 1/4" DR 5/16" 8 PT
J4711	Socket, 1/4" DR 11/32" 6 PT
J4712	Socket, 1/4" DR 3/8" 6 PT



Contents	Description
J4712S	Socket, 1/4" DR 3/8" 8 PT
J4714	Socket, 1/4" DR 7/16" 6 PT
J4716	Socket, 1/4" DR 1/2" 6 PT
J4718	Socket, 1/4" DR 9/16" 6 PT
J4706L	Socket, Deep 1/4" DR 3/16" 6 PT
J4707L	Socket, Deep 1/4" DR 7/32" 6 PT
J4708L	Socket, Deep 1/4" DR 1/4" 6 PT
J4709L	Socket, Deep 1/4" DR 9/32" 6 PT
J4710L	Socket, Deep 1/4" DR 5/16" 6 PT
J4711L	Socket, Deep 1/4" DR 11/32" 6 PT
J4712L	Socket, Deep 1/4" DR 3/8" 6 PT
J4714L	Socket, Deep 1/4" DR 1/2" 6 PT
J4716L	Socket, Deep 1/4" DR 7/16" 6 PT
J4718L	Socket, Deep 1/4" DR 9/16" 6 PT
J4743	Socket, Screwdriver Bit Slotted 1/4" DR 1/4"
J4744	Socket, Screwdriver Bit Slotted 1/4" DR 3/16"
J4745	Socket, Screwdriver Bit Slotted 1/4" DR 1/4"
J47701/16	Socket, Hex Bit 1/4" DR 1/16"
J47701/4	Socket, Hex Bit 1/4" DR 1/4"
J47701/8	Socket, Hex Bit 1/4" DR 1/8"
J47703/16	Socket, Hex Bit 1/4" DR 3/16"
J47703/32	Socket, Hex Bit 1/4" DR 3/32"
J47705/16	Socket, Hex Bit 1/4" DR 5/16"
J47705/32	Socket, Hex Bit 1/4" DR 5/32"
J47705/64	Socket, Hex Bit 1/4" DR 5/64"
J47707/32	Socket, Hex Bit 1/4" DR 7/32"
J47707/64	Socket, Hex Bit 1/4" DR 7/64"
J47709/64	Socket, Hex Bit 1/4" DR 9/64"
J4771TA	Socket, Universal 1/4" DR 1/4" 12 PT
J4772TA	Socket, Universal 1/4" DR 5/16" 12 PT
J4773TA	Socket, Universal 1/4" DR 3/8" 12 PT
J4774TA	Socket, Universal 1/4" DR 7/16" 12 PT
J49901/4	Socket, Hex Bit 3/8" DR 1/4"
J49901/8	Socket, Hex Bit 3/8" DR 1/8"
J49903/16	Socket, Hex Bit 3/8" DR 3/16"
J49903/8	Socket, Hex Bit 3/8" DR 3/8"
J49905/16	Socket, Hex Bit 3/8" DR 5/16"
J49905/32	Socket, Hex Bit 3/8" DR 5/32"
J49907/32	Socket, Hex Bit 3/8" DR 7/32"
J5008	Socket, Deep 3/8" DR 1/4" 12 PT
J5010	Socket, Deep 3/8" DR 5/16" 12 PT
J5012	Socket, Deep 3/8" DR 3/8" 12 PT
J5208	Socket, 3/8" DR 1/4" 12 PT
J5208S	Socket, 3/8" DR 1/4" 8 PT
J5210	Socket, 3/8" DR 5/16" 12 PT
J5210S	Socket, 3/8" DR 5/16" 8 PT
J5212	Socket, 3/8" DR 3/8" 12 PT
J5212S	Socket, 3/8" DR 3/8" 8 PT
J5214	Socket, 3/8" DR 7/16" 12 PT
J5214S	Socket, 3/8" DR 7/16" 8 PT
J5216	Socket, 3/8" DR 1/2" 12 PT
J5216S	Socket, 3/8" DR 1/2" 8 PT
J5218	Socket, 3/8" DR 9/16" 12 PT
J5220	Socket, 3/8" DR 5/8" 12 PT
J5222	Socket, 3/8" DR 11/16" 12 PT
J5224	Socket, 3/8" DR 3/4" 12 PT
J5226	Socket, 3/8" DR 13/16" 12 PT

Contents	Description
J5228	Socket, 3/8" DR 7/8" 12 PT
J5230	Socket, 3/8" DR 15/16" 12 PT
J5232	Socket, 3/8" DR 1" 12 PT
J5014	Socket, Deep 3/8" DR 7/16" 12 PT
J5016	Socket, Deep 3/8" DR 1/2" 12 PT
J5018	Socket, Deep 3/8" DR 9/16" 12 PT
J5020	Socket, Deep 3/8" DR 5/8" 12 PT
J5022	Socket, Deep 3/8" DR 11/16" 12 PT
J5024	Socket, Deep 3/8" DR 3/4" 12 PT
J5026	Socket, Deep 3/8" DR 13/16" 12 PT
J5028	Socket, Deep 3/8" DR 7/8" 12 PT
J5030	Socket, Deep 3/8" DR 15/16" 12 PT
J5032	Socket, Deep 3/8" DR 1" 12 PT
J5012DPL	Socket, Deep Spline #12 3/8" DR 3/8"
J5014DPL	Socket, Deep Spline #14 3/8" DR 7/16"
J5016DPL	Socket, Deep Spline #16 3/8" DR 1/2"
J5018DPL	Socket, Deep Spline #18 3/8" DR 9/16"
J5020DPL	Socket, Deep Spline #20 3/8" DR 5/8"
J5212SPL	Socket, Spline #12 3/8" DR - 3/8"
J5214SPL	Socket, Spline #14 3/8" DR - 7/16"
J5216SPL	Socket, Spline #16 3/8" DR 1/2"
J5218SPL	Socket, Spline #18 3/8" DR - 9/16"
J5220SPL	Socket, Spline #20 3/8" DR - 5/8"
J5206HS	Socket, Super Short 3/8" DR 3/16" 6 PT
J5208HS	Socket, Super Short 3/8" DR 1/4" 6 PT
J5210HS	Socket, Super Short 3/8" DR 5/16" 6 PT
J5212HS	Socket, Super Short 3/8" DR 3/8" 6 PT
J5214HS	Socket, Super Short 3/8" DR 7/16" 6 PT
J5216HS	Socket, Super Short 3/8" DR 1/2" 6 PT
J5218HS	Socket, Super Short 3/8" DR 9/16" 6 PT
J5220HS	Socket, Super Short 3/8" DR 5/8" 6 PT
J5222HS	Socket, Super Short 3/8" DR 11/16" 6 PT
J5224HS	Socket, Super Short 3/8" DR 3/4" 6 PT
J5273A	Socket, Universal 3/8" DR 3/8" 12 PT
J5274A	Socket, Universal 3/8" DR 7/16" 12 PT
J5275A	Socket, Universal 3/8" DR 1/2" 12 PT
J5276A	Socket, Universal 3/8" DR 9/16" 12 PT
J5277A	Socket, Universal 3/8" DR 5/8" 12 PT
J5278A	Socket, Universal 3/8" DR 11/16" 12 PT
J5279A	Socket, Universal 3/8" DR 3/4" 12 PT
J5316	Socket, Deep 1/2" DR 1/2" 12 PT
J5318	Socket, Deep 1/2" DR 9/16" 12 PT
J5320	Socket, Deep 1/2" DR 5/8" 12 PT
J5322	Socket, Deep 1/2" DR 11/16" 12 PT
J5324	Socket, Deep 1/2" DR 3/4" 12 PT
J5326	Socket, Deep 1/2" DR 13/16" 12 PT
J5328	Socket, Deep 1/2" DR 7/8" 12 PT
J5330	Socket, Deep 1/2" DR 15/16" 12 PT
J5332	Socket, Deep 1/2" DR 1" 12 PT
J5334	Socket, Deep 1/2" DR 1-1/16" 12 PT
J5336	Socket, Deep 1/2" DR 1-1/8" 12 PT
J5340	Socket, Deep 1/2" DR 1-1/4" 12 PT
J5412	Socket, 1/2" DR 3/8" 12 PT
J5412S	Socket, 1/2" DR 3/8" 8 PT
J5414	Socket, 1/2" DR 7/16" 12 PT
J5414S	Socket, 1/2" DR 7/16" 8 PT
J5416	Socket, 1/2" DR 1/2" 12 PT

334 PIECE MASTER ADVANCED MAINTENANCE SET (CONT'D)

Product #: **JCS-0334MAS**

Contents	Description
J5416S	Socket, 1/2" DR 1/2" 8 PT
J5418	Socket, 1/2" DR 9/16" 12 PT
J5418S	Socket, 1/2" DR 9/16" 8 PT
J5419	Socket, 1/2" DR 19/32" 12 PT
J5420	Socket, 1/2" DR 5/8" 12 PT
J5420S	Socket, 1/2" DR 5/8" 8 PT
J5422	Socket, 1/2" DR 11/16" 12 PT
J5422S	Socket, 1/2" DR 11/16" 8 PT
J5424	Socket, 1/2" DR 3/4" 12 PT
J5424S	Socket, 1/2" DR 3/4" 8 PT
J5425	Socket, 1/2" DR 25/32" 12 PT
J5426	Socket, 1/2" DR 13/16" 12 PT
J5426S	Socket, 1/2" DR 13/16" 8 PT
J5428	Socket, 1/2" DR 7/8" 12 PT
J5428S	Socket, 1/2" DR 7/8" 8 PT
J5429	Socket, 1/2" DR 29/32" 12 PT
J5430	Socket, 1/2" DR 15/16" 12 PT
J5432	Socket, 1/2" DR 1" 12 PT
J5432S	Socket, 1/2" DR 1" 8 PT
J5434	Socket, 1/2" DR 1-1/16" 12 PT
J5436	Socket, 1/2" DR 1-1/8" 12 PT
J5438	Socket, 1/2" DR 1-3/16" 12 PT
J5440	Socket, 1/2" DR 1-1/4" 12 PT
J54411/2	Socket, Hex Bit 1/2" DR 1/2"
J54411/4	Socket, Hex Bit 1/2" DR 1/4"
J54413/8	Socket, Hex Bit 1/2" DR 3/8"
J54415/16	Socket, Hex Bit 1/2" DR 5/16"
J54415/8	Socket, Hex Bit 1/2" DR 5/8"
J54417/16	Socket, Hex Bit 1/2" DR 7/16"
J54419/16	Socket, Hex Bit 1/2" DR 9/16"
J5448	Socket, 1/2" DR 1-1/2" 12 PT
J5475A	Socket, Universal 1/2" DR 1/2" 12 PT
J5476A	Socket, Universal 1/2" DR 9/16" 12 PT
J5477A	Socket, Universal 1/2" DR 5/8" 12 PT
J4737	Socket, Phillips Bit 1/4" DR #1
J4738	Socket, Phillips Bit 1/4" DR #2
J5241	Socket, Phillips Bit 3/8" DR #2
J5242	Socket, Phillips Bit 3/8" DR #3
J5243	Socket, Phillips Bit 3/8" DR #4
J2584	Socket Bar, 6-1/4"
J2585	Socket Bar, 9"
J2586	Socket Bar, 13"
J2587	Socket Bar, 17"
J2590	Socket Clip, 1/4" DR
J2591	Socket Clip, 3/8" DR
J2592	Socket Clip, 1/2" DR
J4769	Socket Driver, 1/4" DR
33-725	Tape Rule, FATMAX®, 1-1/4" x 25'
J25TR01C	Tool Roll, 7 Pockets
J25TR05C	Tool Roll, 10 Pockets
J25TR12C	Tool Roll, 8 Pockets
J25TR21C	Tool Roll, 26 Pockets
J25TR41C	Tool Roll, 15 Pockets
J6014C	Torque Wrench, Ratcheting Head Micrometer 1/2" DR 50-250 ft-lbs

Contents	Description
J4770A	Universal Joint, 1/4" DR
J5270A	Universal Joint, 3/8" DR
J5470A	Universal Joint, 1/2" DR
J708L	Wrench, Adjustable Clic-Stop Satin 8"
J710L	Wrench, Adjustable Clic-Stop Satin 10"
J810HD	Wrench, Pipe Cast Iron HD 10"
J1204EFS	Wrench, Short Combination 1/8" 6 PT
J1205EFS	Wrench, Short Combination 5/32" 6 PT
J1206EFS	Wrench, Short Combination 3/16" 6 PT
J1210ES	Wrench, Short Combination Full Polish 5/16" - 12 PT
J1211ES	Wrench, Short Combination Full Polish 11/32" - 12 PT
J1204EFS	Wrench, Short Combination 1/8" 6 PT
J1205EFS	Wrench, Short Combination 5/32" 6 PT
J1206EFS	Wrench, Short Combination 3/16" 6 PT
J1208EFS	Wrench, Short Combination 1/4" 6 PT
J1209EFS	Wrench, Short Combination 9/32" 6 PT
J1210EFS	Wrench, Short Combination 5/16" 6 PT
J1211EFS	Wrench, Short Combination 11/32" 6 PT
J1212EFS	Wrench, Short Combination 3/8" 6 PT
J1212ES	Wrench, Short Combination Full Polish 3/8" - 12 PT
J1210A	Wrench, Combination Satin 5/16" 12 PT
J1212ASD	Wrench, Combination Satin 3/8" 12 PT
J1214ASD	Wrench, Combination Satin 7/16" 12 PT
J1216ASD	Wrench, Combination Satin 1/2" 12 PT
J1218ASD	Wrench, Combination Satin 9/16" 12 PT
J1220ASD	Wrench, Combination Satin 5/8" 12 PT
J1222ASD	Wrench, Combination Satin 11/16" 12 PT
J1224ASD	Wrench, Combination Satin 3/4" 12 PT
J1226ASD	Wrench, Combination Satin 13/16" 12 PT
J1228ASD	Wrench, Combination Satin 7/8" 12 PT
J1230ASD	Wrench, Combination Satin 15/16" 12 PT
J1232ASD	Wrench, Combination Satin 1" 12 PT
J1234ASD	Wrench, Combination Satin 1-1/16" 12 PT
J1236ASD	Wrench, Combination Satin 1-1/8" 12 PT
J1240ASD	Wrench, Combination Satin 1-1/4" 12 PT
J3018	Wrench, Open-End Satin 1/4" x 5/16"
J3020	Wrench, Open-End Satin 3/8" x 5/16"
J3025	Wrench, Open-End Satin 7/16" x 1/2"
J3026	Wrench, Open-End Satin 1/2" x 9/16"
J3030	Wrench, Open-End Satin 9/16" x 5/8"
J3031	Wrench, Open-End Satin 5/8" x 3/4"
J3035	Wrench, Open-End Satin 11/16" x 3/4"
J3040	Wrench, Open-End Satin 13/16" x 7/8"
J3045	Wrench, Open-End Satin 15/16" x 1"
J3050	Wrench, Open-End Satin 1-1/16" x 1-1/8"
J3751	Wrench, Combination Flare Nut Satin 3/8" 6 PT
J3752	Wrench, Combination Flare Nut Satin 7/16" 6 PT
J3753	Wrench, Combination Flare Nut Satin 1/2" 6 PT
J3754	Wrench, Combination Flare Nut Satin 9/16" 6 PT
J3755	Wrench, Combination Flare Nut Satin 5/8" 6 PT
J3756	Wrench, Combination Flare Nut Satin 11/16" 6 PT
J3757	Wrench, Combination Flare Nut Satin 3/4" 6 PT
J1204EFS	Wrench, Combination 1/8" 6 PT
J1205EFS	Wrench, Combination 5/32" 6 PT
J1206EFS	Wrench, Combination 3/16" 6 PT
J2806SMP	Set, Pliers, Miniature 6 PC



272 PIECE MASTER TOOL SET

- › 1/4", 3/8", 1/2", 3/4" Drive tools.
- › Designed for fastener sizes 3/16" - 2".
- › 121 - Sockets and Accessories
- › 54 - Wrenches
- › 17 - Striking and Struck Tools
- › 28 - Pliers
- › 19 - Screwdrivers
- › 33 - Miscellaneous Tools
- › Weight (lbs): 216.0 (Tools Only)

Tools Only



J99710

With Roller Cabinet J542742-8SG



J99711A

With Roller Cabinet J553441-8SG



J99712A



272 PIECE MASTER TOOL SET (CONT'D)

Product #: J99710

Contents	Description
JBM1002	Case, Blow Molded Red
JBM1104	Case, Blow Molded Red
JBM1205	Case, Blow Molded Red
J4968PB	Case, Blow Molded Red
J9500BPB	Box, Blow Molded
J725/16S2	Chisel, Cape 7/32"
J765/16S2	Chisel, Diamond Point 3/16"
J86A1/4S2	Chisel, Cold 5/16"
J86A3/8S2	Chisel, Cold 7/16"
J86A7/16S2	Chisel, Cold 1/2"
J404	C-Clamp, Standard Service Deep Throat Screw - 0-4"
J4759	Extension, 1/4" DR 2"
J4761	Extension, 1/4" DR 6"
J5260	Extension, 3/8" DR 3"
J5260-06	Extension, 3/8" DR 6"
J5262	Extension, 3/8" DR 12"
J5460	Extension, 1/2" DR 2-1/2"
J5461	Extension, 1/2" DR 5"
J5463	Extension, 1/2" DR 10"
J5661	Extension, 3/4" DR 8"
J5663	Extension, 3/4" DR 16"
15-265	Hacksaw, Adjustable w/ Rubber Grip
J1316AVP	Hammer, Ball Pein, Anti-Vibe® 16 oz.
J1332AVP	Hammer, Ball Pein, Anti-Vibe® 32 oz.
J1430G	Hammer, Brass 1.5 Lb.
J57-532	Hammer, Dead Blow Combo Face 28 oz.
J4766	Handle, Hinge 1/4" DR
J5265	Handle, Hinge 3/8" DR
J5467	Handle, Hinge 1/2" DR 15-3/4"
J5668	Handle, Hinge 1/4" DR 5-3/4"
J5480G	Handle, Sliding-T 3/8" DR
J5685	Handle, Sliding-T 1/4" DR
J5280G	Handle, Speed 1/4" DR 15-1/2"
J4980	Hex Key Set, 13 PC
J2108S2	Holder, Punch and Chisel
10-099	Knife, Classic 99® Retractable Blade Utility, Gray
FMHT10311	Knife, FATMAX® Folding Pocket 7-5/8"
J9206	Nut Driver, 3/16" x 2-3/4"
J9207	Nut Driver, 7/32" x 2-3/4"
J9208	Nut Driver, 1/4" x 2-3/4"
J9209	Nut Driver, 9/32" x 2-3/4"
J9210	Nut Driver, 5/16" x 2-3/4"
J9211	Nut Driver, 11/32" x 2-3/4"
J9212	Nut Driver, 3/8" x 2-3/4"
JN1204R	Nut Driver, 12 mm x 4"
JN1404R	Nut Driver 14 mm x 4"
JN113204R	Nut Driver, Deep 11/32" x 4"
JN31604R	Nut Driver, Deep 3/16" x 4"
JN3804R	Nut Driver, Deep 3/8" x 4"
JN51604R	Nut Driver, Deep 5/16" x 4"
J209G	Pliers, Diagonal Cutting HD w/ Grip 7-5/16"
J222G	Pliers, Needle Nose Long Thin 6-1/16"

Contents	Description
J225G	Pliers, Bent Nose 6-5/16"
J226G	Pliers, Needle Nose w/ Cutter 6-5/8"
J227G	Pliers, Duckbill w/ Grip 7-25/32"
J260SGXL	Pliers, XL Series Groove Joint w/ Grip 10"
J265SGXL	Pliers, XL Series Groove Joint w/ Grip 16"
J268G	Pliers, Lineman's w/ Grip 8-5/8"
J272G	Pliers, End Cutting High Leverage 8-1/4"
J278GXL	Pliers, XL Series Combo Slip-Joint w/ Grip 8"
J291XL	Pliers, Locking Straight Jaw 7-15/32"
J292XL	Pliers, Locking Curved Jaw 9-1/4"
J298	Pliers, Wire Strippers 8-1/4"
J360B	Pliers Set, Convertible Retaining Ring 12 PC
J25TR24C	Tool Roll, 7 Pockets
J2120S2	Pry Bar, Aligning 18"
J2126S2	Pry Bar, Rolling Head 12"
J4029R	Puller, Set Box
J4021S	Puller, Spring Clip
J4022T	Puller, Tip Detachable Standard
J4026A	Puller, Jaw 6 Ton
J4027	Puller, Jaw 6 Ton Narrow
J4205S	Puller, Screw Forcing Acme
J4206CA	Puller, Cross Arm 6 Ton 2 Way
J413/8S2	Punch, Center 3/8"
J471/4X3/32S2	Punch, Pin 3/32"
J473/8X3/16S2	Punch, Pin 3/16"
J475/16X1/8S2	Punch, Pin 1/8"
J503/16S2	Punch, Starting 1/16"
J503/8S2	Punch, Starting 3/16"
J505/16S2	Punch, Starting 1/8"
J4749	Ratchet, Classic Pear Head 1/4" DR 5"
J5249	Ratchet, Classic Pear Head 3/8" DR 7"
J5449	Ratchet, Classic Pear Head 1/2" DR 10"
J5649	Ratchet, Classic Pear Head 3/4" DR 20"
J2343	Scraper, Carbon 1-1/2"
J9521	Extractor, Screw 1/8"
J9522	Extractor, Screw 3/16"
J9523	Extractor, Screw 15/64"
J9524	Extractor, Screw 5/16"
J9525	Extractor, Screw 3/8"
J9525B	Extractor, Screw 15/32"
J9526	Extractor, Screw 9/16"
J9527	Extractor, Screw 21/32"
J9528	Extractor, Screw 13/16"
J9529	Extractor, Screw 1-1/16"
JKB1404RP	Screwdriver, Slotted Round 1/4" x 4"
JK14112R	Screwdriver, Slotted Round Stubby 1/4" x 1-1/2"
JKB31604RP	Screwdriver, Slotted Round 3/16" x 4"
JKB3808RP	Screwdriver, Slotted Round 3/8" x 8"
JKB3812RP	Screwdriver, Slotted Round 3/8" x 12"
JKB51606RP	Screwdriver, Slotted Round 5/16" x 6"
JP0103R	Screwdriver, Phillips Round # 1 x 3"
JP0204R	Screwdriver, Phillips Round # 2 x 4"



Contents	Description
JP02112R	Screwdriver, Phillips Round Stubby # 2 x 1-1/2"
JP0306R	Screwdriver, Phillips Round # 3 x 6"
JP0408R	Screwdriver, Phillips Round # 4 x 8"
JPP0003R	Screwdriver, Phillips Round # 0 x 3"
J5696	Set Box, 9-1/16"
J95218	Sheath, Folding Knife - Leather
J303S	Snips, Aviation Straight
J308	Snips, Miniature 6-1/2"
J4706	Socket, 1/4" DR 3/16" 6 PT
J4707	Socket, 1/4" DR 7/32" 6 PT
J4708	Socket, 1/4" DR 1/4" 6 PT
J4709	Socket, 1/4" DR 9/32" 6 PT
J4710	Socket, 1/4" DR 5/16" 6 PT
J4711	Socket, 1/4" DR 11/32" 6 PT
J4712	Socket, 1/4" DR 3/8" 6 PT
J4714	Socket, 1/4" DR 7/16" 6 PT
J4716	Socket, 1/4" DR 1/2" 6 PT
J4718	Socket, 1/4" DR 9/16" 6 PT
J4706L	Socket, Deep 1/4" DR 3/16" 6 PT
J4707L	Socket, Deep 1/4" DR 7/32" 6 PT
J4708L	Socket, Deep 1/4" DR 1/4" 6 PT
J4709L	Socket, Deep 1/4" DR 9/32" 6 PT
J4710L	Socket, Deep 1/4" DR 5/16" 6 PT
J4711L	Socket, Deep 1/4" DR 11/32" 6 PT
J4712L	Socket, Deep 1/4" DR 3/8" 6 PT
J4714L	Socket, Deep 1/4" DR 1/2" 6 PT
J4716L	Socket, Deep 1/4" DR 7/16" 6 PT
J4718L	Socket, Deep 1/4" DR 9/16" 6 PT
J49901/4	Socket, Hex Bit 3/8" DR 1/4"
J49901/8	Socket, Hex Bit 3/8" DR 1/8"
J49903/16	Socket, Hex Bit 3/8" DR 3/16"
J49903/8	Socket, Hex Bit 3/8" DR 3/8"
J49905/16	Socket, Hex Bit 3/8" DR 5/16"
J49905/32	Socket, Hex Bit 3/8" DR 5/32"
J49907/32	Socket, Hex Bit 3/8" DR 7/32"
J5012	Socket, Deep 3/8" DR 3/8" 12 PT
J5014	Socket, Deep 3/8" DR 7/16" 12 PT
J5016	Socket, Deep 3/8" DR 1/2" 12 PT
J5018	Socket, Deep 3/8" DR 9/16" 12 PT
J5020	Socket, Deep 3/8" DR 5/8" 12 PT
J5022	Socket, Deep 3/8" DR 11/16" 12 PT
J5024	Socket, Deep 3/8" DR 3/4" 12 PT
J5026	Socket, Deep 3/8" DR 13/16" 12 PT
J5028	Socket, Deep 3/8" DR 7/8" 12 PT
J5208S	Socket, 3/8" DR 1/4" 8 PT
J5210S	Socket, 3/8" DR 5/16" 8 PT
J5212	Socket, 3/8" DR 3/8" 12 PT
J5212S	Socket, 3/8" DR 3/8" 8 PT
J5214	Socket, 3/8" DR 7/16" 12 PT
J5216	Socket, 3/8" DR 1/2" 12 PT
J5218	Socket, 3/8" DR 9/16" 12 PT
J5220	Socket, 3/8" DR 5/8" 12 PT

Contents	Description
J5222	Socket, 3/8" DR 11/16" 12 PT
J5224	Socket, 3/8" DR 3/4" 12 PT
J5226	Socket, 3/8" DR 13/16" 12 PT
J5228	Socket, 3/8" DR 7/8" 12 PT
J5274A	Socket, Universal 3/8" DR 7/16" 12 PT
J5275A	Socket, Universal 3/8" DR 1/2" 12 PT
J5276A	Socket, Universal 3/8" DR 9/16" 12 PT
J5277A	Socket, Universal 3/8" DR 5/8" 12 PT
J5279A	Socket, Universal 3/8" DR 3/4" 12 PT
J5316	Socket, 1/2" DR Deep 1/2" 12 PT
J5318	Socket, Deep 1/2" DR 9/16" 12 PT
J5320	Socket, Deep 1/2" DR 5/8" 12 PT
J5322	Socket, Deep 1/2" DR 11/16" 12 PT
J5324	Socket, Deep 1/2" DR 3/4" 12 PT
J5326	Socket, Deep 1/2" DR 13/16" 12 PT
J5328	Socket, Deep 1/2" DR 7/8" 12 PT
J5330	Socket, Deep 1/2" DR 15/16" 12 PT
J5332	Socket, Deep 1/2" DR 1" 12 PT
J5334	Socket, Deep 1/2" DR 1-1/16" 12 PT
J5336	Socket, Deep 1/2" DR 1-1/8" 12 PT
J5340	Socket, Deep 1/2" DR 1-1/4" 12 PT
J5412	Socket, 1/2" DR 3/8" 12 PT
J5414	Socket, 1/2" DR 7/16" 12 PT
J5416	Socket, 1/2" DR 1/2" 12 PT
J5418	Socket, 1/2" DR 9/16" 12 PT
J5420	Socket, 1/2" DR 5/8" 12 PT
J5422	Socket, 1/2" DR 11/16" 12 PT
J5424	Socket, 1/2" DR 3/4" 12 PT
J5426	Socket, 1/2" DR 13/16" 12 PT
J5428	Socket, 1/2" DR 7/8" 12 PT
J5430	Socket, 1/2" DR 15/16" 12 PT
J5432	Socket, 1/2" DR 1" 12 PT
J5434	Socket, 1/2" DR 1-1/16" 12 PT
J5436	Socket, 1/2" DR 1-1/8" 12 PT
J5440	Socket, 1/2" DR 1-1/4" 12 PT
J54411/2	Socket, Hex bit 1/2" DR 1/2"
J54415/8	Socket, Hex Bit 1/2" DR 5/8"
J54419/16	Socket, Hex Bit 1/2" DR 9/16"
J5528	Socket, 3/4" DR 7/8" 12 PT
J5530	Socket, 3/4" DR 15/16" 12 PT
J5532	Socket, 3/4" DR 1" 12 PT
J5534	Socket, 3/4" DR 1-1/16" 12 PT
J5536	Socket, 3/4" DR 1-1/8" 12 PT
J5540	Socket, 3/4" DR 1-1/4" 12 PT
J5542	Socket, 3/4" DR 1-5/16" 12 PT
J5544	Socket, 3/4" DR 1-3/8" 12 PT
J5546	Socket, 3/4" DR 1-7/16" 12 PT
J5548	Socket, 3/4" DR 1-1/2" 12 PT
J5552	Socket, 3/4" DR 1-5/8" 12 PT
J5556	Socket, 3/4" DR 1-3/4" 12 PT
J5558	Socket, 3/4" DR 1-13/16" 12 PT
J5560	Socket, 3/4" DR 1-7/8" 12 PT



272 PIECE MASTER TOOL SET (CONT'D)

Product #: **J99710**

Contents	Description
J5564	Socket, 3/4" DR 2" 12 PT
J4769	Socket Driver, 1/4" DR
33-212	Tape Rule, PowerLock® Metal Case, 1/2" x 12'
J25TR01C	Tool Roll, 7 Pockets
J25TR02C	Tool Roll, 12 Pocket
J25TR05C	Tool Roll, 10 Pockets
J25TR06C	Tool Roll, 5 Pocket
J25TR41C	Tool Roll, 15 Pockets
J6014C	Torque Wrench, Ratcheting Head Micrometer 1/2" DR 50-250 ft-lbs
J4770A	Universal Joint, 1/4" DR
J5270A	Universal Joint, 3/8" DR
J5470A	Universal Joint, 1/2" DR
J706	Wrench, Adjustable Satin 6"
J708	Wrench, Adjustable Satin 8"
J710	Wrench, Adjustable Satin 10"
J712	Wrench, Adjustable Satin 12"
J801	Wrench, Chain Universal 16-1/2"
J810HD	Wrench, Pipe Cast Iron HD 10"
J814HD	Wrench, Pipe Cast Iron HD 14"
J818HD	Wrench, Pipe Cast Iron HD 18"
J1120	Wrench, Short Double Box Satin 5/16" x 3/8" 12 PT
J1122	Wrench, Short Double Box Satin 3/8" x 7/16" 12 PT
J1126	Wrench, Short Double Box Satin 1/2" x 9/16" 12 PT
J1131	Wrench, Short Double Box Satin 5/8" x 3/4" 12 PT
J1191T-A	Wrench, Ratcheting Double Box 1/4" x 5/16" 12 PT
J1192T-A	Wrench, Ratcheting Double Box 3/8" x 7/16" 12 PT
J1193T-A	Wrench, Ratcheting Double Box 1/2" x 9/16" 12 PT
J1194-A	Wrench, Ratcheting Double Box 5/8" x 11/16" 12 PT
J1195-A	Wrench, Ratcheting Double Box 3/4" x 7/8" 12 PT
J1210A	Wrench, Combination Satin 5/16" 12 PT
J1212ASD	Wrench, Combination Satin 3/8" 12 PT
J1214ASD	Wrench, Combination Satin 7/16" 12 PT
J1216ASD	Wrench, Combination Satin 1/2" 12 PT

Contents	Description
J1218ASD	Wrench, Combination Satin 9/16" 12 PT
J1220ASD	Wrench, Combination Satin 5/8" 12 PT
J1222ASD	Wrench, Combination Satin 11/16" 12 PT
J1224ASD	Wrench, Combination Satin 3/4" 12 PT
J1226ASD	Wrench, Combination Satin 13/16" 12 PT
J1228ASD	Wrench, Combination Satin 7/8" 12 PT
J1230ASD	Wrench, Combination Satin 15/16" 12 PT
J1232ASD	Wrench, Combination Satin 1" 12 PT
J1234ASD	Wrench, Combination Satin 1-1/16" 12 PT
J1236ASD	Wrench, Combination Satin 1-1/8" 12 PT
J1240ASD	Wrench, Combination Satin 1-1/4" 12 PT
J1242	Wrench, Combination Satin 1-5/16" 12 PT
J1244	Wrench, Combination Satin 1-3/8" 12 PT
J1246	Wrench, Combination Satin 1-7/16" 12 PT
J1248	Wrench, Combination Satin 1-1/2" 12 PT
J3018	Wrench, Open-End Satin 1/4" x 5/16"
J3020	Wrench, Open-End Satin 3/8" x 5/16"
J3025	Wrench, Open-End Satin 7/16" x 1/2"
J3026	Wrench, Open-End Satin 1/2" x 9/16"
J3030	Wrench, Open-End Satin 9/16" x 5/8"
J3031	Wrench, Open-End Satin 5/8" x 3/4"
J3035	Wrench, Open-End Satin 11/16" x 3/4"
J3040	Wrench, Open-End Satin 13/16" x 7/8"
J3045	Wrench, Open-End Satin 15/16" x 1"
J3050	Wrench, Open-End Satin 1-1/16" x 1-1/8"
J3751	Wrench, Combination Flare Nut Satin 3/8" 6 PT
J3752	Wrench, Combination Flare Nut Satin 7/16" 6 PT
J3753	Wrench, Combination Flare Nut Satin 1/2" 6 PT
J3754	Wrench, Combination Flare Nut Satin 9/16" 6 PT
J3755	Wrench, Combination Flare Nut Satin 5/8" 6 PT
J3756	Wrench, Combination Flare Nut Satin 11/16" 6 PT
J3757	Wrench, Combination Flare Nut Satin 3/4" 6 PT



271 PIECE ADVANCED MAINTENANCE TOOL SET

- › 1/4", 3/8" Drive tools.
- › Designed for fastener sizes 1/16" - 1-1/4", 2.5 mm - 24 mm.
- › 176 - Sockets and Accessories
- › 57 - Wrenches
- › 3 - Striking and Struck Tools
- › 5 - Pliers
- › 30 - Screwdrivers
- › Sub-sets contained: J99900, J99905.
- › Weight (lbs): 297.10 (Tools Only)

Tools Only



J99910

With Roller Cabinet J542742-8SG




J99911A

With Roller Cabinet J553441-8SG



J99912A



271 PIECE ADVANCED MAINTENANCE TOOL SET (CONT'D)

Product #: **J99910**

Contents	Description
JBM1008	Case, Blow Molded Red
J4968PB	Case, Blow Molded Red
J9200DPB	Case, Blow Molded Red
J4759	Extension, 1/4" DR 2"
J4760	Extension, 1/4" DR 3"
J4761	Extension, 1/4" DR 6"
J4765	Extension, Flexible 1/4" DR 6-1/4"
J5260	Extension, 3/8" DR 3"
J5260-06	Extension, 3/8" DR 6"
J5262	Extension, 3/8" DR 12"
J5268	Extension, Flexible 3/8" DR 8"
J1308AVP	Hammer, Ball Pein, Anti-Vibe® 8 oz.
J1316AVP	Hammer, Ball Pein, Anti-Vibe® 16 oz.
J4766	Handle, Hinge 1/4" DR
J4785	Handle, Sliding-T 1" DR
J5265	Handle, Hinge 3/8" DR
J5280G	Handle, Speed 1/4" DR 15-1/2"
J5285	Handle, Sliding-T 3/4" DR
J1368	Mallet, Rubber
J9206	Nut Driver, 3/16" x 2-3/4"
J9207	Nut Driver, 7/32" x 2-3/4"
J9208	Nut Driver, 1/4" x 2-3/4"
J9209	Nut Driver, 9/32" x 2-3/4"
J9210	Nut Driver, 5/16" x 2-3/4"
J9211	Nut Driver, 11/32" x 2-3/4"
J9212	Nut Driver, 3/8" x 2-3/4"
J9214	Nut Driver 7/16" x 2-3/4"
J9216	Nut Driver, 1/2" x 2-3/4"
J9218	Nut Driver, 9/16" x 2-3/4"
J9220	Nut Driver, 5/8" x 2-3/4"
J206G	Pliers, Diagonal Cutting w/ Grip 6-1/16"
J222G	Pliers, Needle Nose Long Thin 6-1/16"
J276GXL	Pliers, XL Series Combo Slip-Joint w/ Grip 6"
J278GXL	Pliers, XL Series Combo Slip-Joint w/ Grip 8"
J291XL	Pliers, Locking Straight Jaw 7-15/32"
J4749	Ratchet, Classic Pear Head 1/4" DR 5"
J5247	Ratchet, Adapter 3/8" DR
J5249	Ratchet, Classic Pear Head 3/8" DR 7"
J5257F	Ratchet, Flex Head 3/8" DR 8-1/2"
JC31604R	Screwdriver, Slotted Cabinet Round 3/16" x 4"
JC31608R	Screwdriver, Slotted Cabinet Round 3/16" x 8"
JCP1803R	Screwdriver, Slotted Cabinet Round 1/8" x 3"
JCP1804R	Screwdriver, Slotted Cabinet Round 1/8" x 4"
JCP1808R	Screwdriver, Slotted Cabinet Round 1/8" x 8"
JKB1404RP	Screwdriver, Slotted Round 1/4" x 4"
JK14112R	Screwdriver, Slotted Round Stubby 1/4" x 1-1/2"
JKB31604RP	Screwdriver, Slotted Round 3/16" x 4"
JKB3808RP	Screwdriver, Slotted Round 3/8" x 8"
JKB3812RP	Screwdriver, Slotted Round 3/8" x 12"
JKB51606RP	Screwdriver, Slotted Round 5/16" x 6"
JPO103R	Screwdriver, Phillips Round # 1 x 3"
JPO108R	Screwdriver, Phillips Round # 1 x 8"

Contents	Description
JPO204R	Screwdriver, Phillips Round # 2 x 4"
JPO208R	Screwdriver, Phillips Round # 2 x 8"
JPO2112R	Screwdriver, Phillips Round Stubby # 2 x 1-1/2"
JPO306R	Screwdriver, Phillips Round # 3 x 6"
JPO408R	Screwdriver, Phillips Round # 4 x 8"
JPP0003R	Screwdriver, Phillips Round # 0 x 3"
J5246	Socket, Bit Screwdriver Slotted 3/8" DR 1/4"
J4706	Socket, 1/4" DR 3/16" 6 PT
J4707	Socket, 1/4" DR 7/32" 6 PT
J4708	Socket, 1/4" DR 1/4" 6 PT
J4708S	Socket, 1/4" DR 1/4" 8 PT
J4709	Socket, 1/4" DR 9/32" 6 PT
J4710	Socket, 1/4" DR 5/16" 6 PT
J4710S	Socket, 1/4" DR 5/16" 8 PT
J4711	Socket, 1/4" DR 11/32" 6 PT
J4712	Socket, 1/4" DR 3/8" 6 PT
J4712S	Socket, 1/4" DR 3/8" 8 PT
J4714	Socket, 1/4" DR 7/16" 6 PT
J4716	Socket, 1/4" DR 1/2" 6 PT
J4718	Socket, 1/4" DR 9/16" 6 PT
J4706L	Socket, Deep 1/4" DR 3/16" 6 PT
J4707L	Socket, Deep 1/4" DR 7/32" 6 PT
J4708L	Socket, Deep 1/4" DR 1/4" 6 PT
J4709L	Socket, Deep 1/4" DR 9/32" 6 PT
J4710L	Socket, Deep 1/4" DR 5/16" 6 PT
J4711L	Socket, Deep 1/4" DR 11/32" 6 PT
J4712L	Socket, Deep 1/4" DR 3/8" 6 PT
J4714L	Socket, Deep 1/4" DR 1/2" 6 PT
J4716L	Socket, Deep 1/4" DR 7/16" 6 PT
J4718L	Socket, Deep 1/4" DR 9/16" 6 PT
J4743	Socket, Screwdriver Bit Slotted 1/4" DR 1/4"
J4744	Socket, Screwdriver Bit Slotted 1/4" DR 3/16"
J4745	Socket, Screwdriver Bit Slotted 1/4" DR 1/4"
J47701/16	Socket, Hex Bit 1/4" DR 1/16"
J47701/4	Socket, Hex Bit 1/4" DR 1/4"
J47701/8	Socket, Hex Bit 1/4" DR 1/8"
J47703/16	Socket, Hex Bit 1/4" DR 3/16"
J47703/32	Socket, Hex Bit 1/4" DR 3/32"
J47705/16	Socket, Hex Bit 1/4" DR 5/16"
J47705/32	Socket, Hex Bit 1/4" DR 5/32"
J47705/64	Socket, Hex Bit 1/4" DR 5/64"
J47707/32	Socket, Hex Bit 1/4" DR 7/32"
J47707/64	Socket, Hex Bit 1/4" DR 7/64"
J47709/64	Socket, Hex Bit 1/4" DR 9/64"
J4771TA	Socket, Universal 1/4" DR 1/4" 12 PT
J4772TA	Socket, Universal 1/4" DR 5/16" 12 PT
J4773TA	Socket, Universal 1/4" DR 3/8" 12 PT
J4774TA	Socket, Universal 1/4" DR 7/16" 12 PT
J49901/4	Socket, Hex Bit 3/8" DR 1/4"
J49901/8	Socket, Hex Bit 3/8" DR 1/8"
J49903/16	Socket, Hex Bit 3/8" DR 3/16"
J49903/8	Socket, Hex Bit 3/8" DR 3/8"



Contents	Description
J49905/16	Socket, Hex Bit 3/8" DR 5/16"
J49905/32	Socket, Hex Bit 3/8" DR 5/32"
J49907/32	Socket, Hex Bit 3/8" DR 7/32"
J5008	Socket, Deep 3/8" DR 1/4" 12 PT
J5010	Socket, Deep 3/8" DR 5/16" 12 PT
J5012	Socket, Deep 3/8" DR 3/8" 12 PT
J5014	Socket, Deep 3/8" DR 7/16" 12 PT
J5016	Socket, Deep 3/8" DR 1/2" 12 PT
J5018	Socket, Deep 3/8" DR 9/16" 12 PT
J5020	Socket, Deep 3/8" DR 5/8" 12 PT
J5022	Socket, Deep 3/8" DR 11/16" 12 PT
J5024	Socket, Deep 3/8" DR 3/4" 12 PT
J5026	Socket, Deep 3/8" DR 13/16" 12 PT
J5028	Socket, Deep 3/8" DR 7/8" 12 PT
J5030	Socket, Deep 3/8" DR 15/16" 12 PT
J5032	Socket, Deep 3/8" DR 1" 12 PT
J5208	Socket, 3/8" DR 1/4" 12 PT
J5208S	Socket, 3/8" DR 1/4" 8 PT
J5210	Socket, 3/8" DR 5/16" 12 PT
J5210S	Socket, 3/8" DR 5/16" 8 PT
J5212	Socket, 3/8" DR 3/8" 12 PT
J5212S	Socket, 3/8" DR 3/8" 8 PT
J5214	Socket, 3/8" DR 7/16" 12 PT
J5214S	Socket, 3/8" DR 7/16" 8 PT
J5216	Socket, 3/8" DR 1/2" 12 PT
J5216S	Socket, 3/8" DR 1/2" 8 PT
J5218	Socket, 3/8" DR 9/16" 12 PT
J5220	Socket, 3/8" DR 5/8" 12 PT
J5222	Socket, 3/8" DR 11/16" 12 PT
J5224	Socket, 3/8" DR 3/4" 12 PT
J5226	Socket, 3/8" DR 13/16" 12 PT
J5228	Socket, 3/8" DR 7/8" 12 PT
J5230	Socket, 3/8" DR 15/16" 12 PT
J5232	Socket, 3/8" DR 1" 12 PT
J5273A	Socket, Universal 3/8" DR 3/8" 12 PT
J5274A	Socket, Universal 3/8" DR 7/16" 12 PT
J5275A	Socket, Universal 3/8" DR 1/2" 12 PT
J5276A	Socket, Universal 3/8" DR 9/16" 12 PT
J5277A	Socket, Universal 3/8" DR 5/8" 12 PT
J5278A	Socket, Universal 3/8" DR 11/16" 12 PT
J5279A	Socket, Universal 3/8" DR 3/4" 12 PT
J4704LM	Socket, 1/4" DR Deep 4 mm 6 PT
J4704M	Socket, 1/4" DR 4 mm 6 PT
J47055M	Socket, 1/4" DR 5.5 mm 6 PT
J4705M	Socket, 1/4" DR 5 mm 6 PT
J4706M	Socket, 1/4" DR 6 mm 6 PT
J4707M	Socket, 1/4" DR 7 mm 6 PT
J4708M	Socket, 1/4" DR 8 mm 6 PT
J4709M	Socket, 1/4" DR 9 mm 6 PT
J4710M	Socket, 1/4" DR 10 mm 6 PT
J4711M	Socket, 1/4" DR 11 mm 6 PT
J4712M	Socket, 1/4" DR 12 mm 6 PT

Contents	Description
J4713M	Socket, 1/4" DR 13 mm 6 PT
J4714M	Socket, 1/4" DR 14 mm 6 PT
J47055LM	Socket, Deep 1/4" DR 5.5 mm 6 PT
J4705LM	Socket, Deep 1/4" DR 5 mm 6 PT
J4706LM	Socket, Deep 1/4" DR 6 mm 6 PT
J4707LM	Socket, Deep 1/4" DR 7 mm 6 PT
J4708LM	Socket, Deep 1/4" DR 8 mm 6 PT
J4709LM	Socket, Deep 1/4" DR 9 mm 6 PT
J4710LM	Socket, Deep 1/4" DR 10 mm 6 PT
J4711LM	Socket, Deep 1/4" DR 11 mm 6 PT
J4712LM	Socket, Deep 1/4" DR 12 mm 6 PT
J4713LM	Socket, Deep 1/4" DR 13 mm 6 PT
J4714LM	Socket, Deep 1/4" DR 14 mm 6 PT
J4770-2.5M	Socket, Hex Bit 1/4" DR 2.5 mm
J4770-2M	Socket, Hex Bit 1/4" DR 2 mm
J4770-3M	Socket, Hex Bit 1/4" DR 3 mm
J4770-4M	Socket, Hex Bit 1/4" DR 4 mm
J4770-5M	Socket, Hex Bit 1/4" DR 5 mm
J4770-6M	Socket, Hex Bit 1/4" DR 6 mm
J4990-10M	Socket, Hex Bit 3/8" 10 mm
J4990-4M	Socket, Hex Bit 3/8" 4 mm
J4990-5M	Socket, Hex Bit 3/8" 5 mm
J4990-6M	Socket, Hex Bit 3/8" 6 mm
J4990-7M	Socket, Hex Bit 3/8" 7 mm
J4990-8M	Socket, Hex Bit 3/8" 8 mm
J4990-9M	Socket, Hex Bit 3/8" DR 9 mm
J5008M	Socket, Deep 3/8" DR 8 mm 12 PT
J5009M	Socket, Deep 3/8" DR 9 mm 12 PT
J5010M	Socket, Deep 3/8" DR 10 mm 12 PT
J5011M	Socket, Deep 3/8" DR 11 mm 12 PT
J5012M	Socket, Deep 3/8" DR 12 mm 12 PT
J5013M	Socket, Deep 3/8" DR 13 mm 12 PT
J5014M	Socket, Deep 3/8" DR 14 mm 12 PT
J5015M	Socket, Deep 3/8" DR 15 mm 12 PT
J5016M	Socket, Deep 3/8" DR 16 mm 12 PT
J5017M	Socket, Deep 3/8" DR 17 mm 12 PT
J5018M	Socket, Deep 3/8" DR 18 mm 12 PT
J5019M	Socket, Deep 3/8" DR 19 mm 12 PT
J5208M	Socket, 3/8" DR 8 mm 12 PT
J5209M	Socket, 3/8" DR 9 mm 12 PT
J5210M	Socket, 3/8" DR 10 mm 12 PT
J5211M	Socket, 3/8" DR 11 mm 12 PT
J5212M	Socket, 3/8" DR 12 mm 12 PT
J5213M	Socket, 3/8" DR 13 mm 12 PT
J5214M	Socket, 3/8" DR 14 mm 12 PT
J5215M	Socket, 3/8" DR 15 mm 12 PT
J5216M	Socket, 3/8" DR 16 mm 12 PT
J5217M	Socket, 3/8" DR 17 mm 12 PT
J5218M	Socket, 3/8" DR 18 mm 12 PT
J5219M	Socket, 3/8" DR 19 mm 12 PT
J5441-12M	Socket, Hex Bit 1/2" DR 12 mm
J5441-14M	Socket, Hex Bit 1/2" DR 14 mm



271 PIECE ADVANCED MAINTENANCE TOOL SET (CONT'D)

Product #: **J99910**

Contents	Description
J5441-17M	Socket, Hex Bit 1/2" DR 17 mm
J4737	Socket, Phillips Bit 1/4" DR #1
J4738	Socket, Phillips Bit 1/4" DR #2
J5241	Socket, Phillips Bit 3/8" DR #2
J5242	Socket, Phillips Bit 3/8" DR #3
J5243	Socket, Phillips Bit 3/8" DR #4
J2584	Socket Bar, 6-1/4"
J2585	Socket Bar, 9"
J2586	Socket Bar, 13"
J2590	Socket Clip, 1/4" DR
J2591	Socket Clip, 3/8" DR
J4769	Socket Driver, 1/4" DR
J25TR05C	Tool Roll, 10 Pockets
J25TR28C	Tool Roll, 10 Pockets
J25TR41C	Tool Roll, 15 Pockets
J25TR42C	Tool Roll, 18 Pockets
J4770A	Universal Joint, 1/4" DR
J5270A	Universal Joint, 3/8" DR
J706	Wrench, Adjustable Satin 6"
J708	Wrench, Adjustable Satin 8"
J710	Wrench, Adjustable Satin 10"
J810HD	Wrench, Pipe Cast Iron HD 10"
J1210A	Wrench, Combination Satin 5/16" 12 PT
J1212ASD	Wrench, Combination Satin 3/8" 12 PT
J1214ASD	Wrench, Combination Satin 7/16" 12 PT
J1216ASD	Wrench, Combination Satin 1/2" 12 PT
J1218ASD	Wrench, Combination Satin 9/16" 12 PT
J1220ASD	Wrench, Combination Satin 5/8" 12 PT
J1222ASD	Wrench, Combination Satin 11/16" 12 PT
J1224ASD	Wrench, Combination Satin 3/4" 12 PT
J1226ASD	Wrench, Combination Satin 13/16" 12 PT
J1228ASD	Wrench, Combination Satin 7/8" 12 PT
J1230ASD	Wrench, Combination Satin 15/16" 12 PT
J1232ASD	Wrench, Combination Satin 1" 12 PT
J1234ASD	Wrench, Combination Satin 1-1/16" 12 PT
J1236ASD	Wrench, Combination Satin 1-1/8" 12 PT
J1240ASD	Wrench, Combination Satin 1-1/4" 12 PT
J3018	Wrench, Open-End Satin 1/4" x 5/16"

Contents	Description
J3020	Wrench, Open-End Satin 3/8" x 5/16"
J3025	Wrench, Open-End Satin 7/16" x 1/2"
J3026	Wrench, Open-End Satin 1/2" x 9/16"
J3030	Wrench, Open-End Satin 9/16" x 5/8"
J3031	Wrench, Open-End Satin 5/8" x 3/4"
J3035	Wrench, Open-End Satin 11/16" x 3/4"
J3040	Wrench, Open-End Satin 13/16" x 7/8"
J3045	Wrench, Open-End Satin 15/16" x 1"
J3050	Wrench, Open-End Satin 1-1/16" x 1-1/8"
J1207MA	Wrench, Combination Satin 7 mm 12 PT
J1208MA	Wrench, Combination Satin 8 mm 12 PT
J1209MA	Wrench, Combination Satin 9 mm 12 PT
J1210MASD	Wrench, Combination Satin 10 mm 12 PT
J1211MASD	Wrench, Combination Satin 11 mm 12 PT
J1212MASD	Wrench, Combination Satin 12 mm 12 PT
J1213MASD	Wrench, Combination Satin 13 mm 12 PT
J1214MASD	Wrench, Combination Satin 14 mm 12 PT
J1215MASD	Wrench, Combination Satin 15 mm 12 PT
J1216MASD	Wrench, Combination Satin 16 mm 12 PT
J1217MASD	Wrench, Combination Satin 17 mm 12 PT
J1218MASD	Wrench, Combination Satin 18 mm 12 PT
J1219MASD	Wrench, Combination Satin 19 mm 12 PT
J1220MASD	Wrench, Combination Satin 20 mm 12 PT
J1221MASD	Wrench, Combination Satin 21 mm 12 PT
J1222MASD	Wrench, Combination Satin 22 mm 12 PT
J1223MASD	Wrench, Combination Satin 23 mm 12 PT
J1224MASD	Wrench, Combination Satin 24 mm 12 PT
J30607	Wrench, Open-End Satin 6 mm x 7 mm
J30809	Wrench, Open-End Satin 8 mm x 9 mm
J31011	Wrench, Open-End Satin 10 mm x 11 mm
J31213	Wrench, Open-End Satin 12 mm x 13 mm
J31415	Wrench, Open-End Satin 14 mm x 15 mm
J31617	Wrench, Open-End Satin 16 mm x 17 mm
J31819	Wrench, Open-End Satin 18 mm x 19 mm
J32022	Wrench, Open-End Satin 20 mm x 22 mm
J32123	Wrench, Open-End Satin 21mm x 23 mm
J32426	Wrench, Open-End Satin 24 mm x 26 mm



194 PIECE MASTER SET

- › 1/4", 3/8", 1/2" Drive tools.
- › Designed for fastener sizes 1/8" - 1-1/4".
- › 109 - Sockets and Accessories
- › 60 - Wrenches
- › 11 - Screwdrivers
- › 1 - Pliers
- › 13 - Miscellaneous Tools
- › Weight (lbs): 61.0 (Tools Only)

Tools Only



J99530

With Top Chest J542719-10SG-D



J99531A

With Top Chest J542719-8SG



J99532A



194 PIECE MASTER SET (CONT'D)

Product #: **J99530**

Contents	Description
JBM1002	Case, Blow Molded Red
JBM1104	Case, Blow Molded Red
J4968PB	Case, Blow Molded Red
J9200DPB	Case, Blow Molded Red
J4759	Extension, 1/4" DR 2"
J4761	Extension, 1/4" DR 6"
J5260	Extension, 3/8" DR 3"
J5260-06	Extension, 3/8" DR 6"
J5262	Extension, 3/8" DR 12"
J5460	Extension, 1/2" DR 2-1/2"
J5461	Extension, 1/2" DR 5"
J5463	Extension, 1/2" DR 10"
J5265	Handle, Hinge 3/8" DR
J5280G	Handle, Speed 1/4" DR 15-1/2"
J5468	Handle, Hinge 1/2" DR 18-5/8"
J5480G	Handle, Sliding-T 3/8" DR
J4980	Hex Key Set 13 PC
J9206	Nut Driver, 3/16" x 2-3/4"
J9207	Nut Driver, 7/32" x 2-3/4"
J9208	Nut Driver, 1/4" x 2-3/4"
J9209	Nut Driver, 9/32" x 2-3/4"
J9210	Nut Driver, 5/16" x 2-3/4"
J9211	Nut Driver, 11/32" x 2-3/4"
J9212	Nut Driver, 3/8" x 2-3/4"
J9214	Nut Driver 7/16" x 2-3/4"
J9216	Nut Driver, 1/2" x 2-3/4"
J9218	Nut Driver, 9/16" x 2-3/4"
J9220	Nut Driver, 5/8" x 2-3/4"
J235	Pliers, Small Angle Nose w/ Grip 5-1/4"
J4749	Ratchet, Classic Pear Head 1/4" DR 5"
J5249	Ratchet, Classic Pear Head 3/8" DR 7"
J5449	Ratchet, Classic Pear Head 1/2" DR 10"
J4706LT	Socket, Deep 1/4" DR 3/16" 12 PT
J4706T	Socket, 1/4" DR 3/16" 12 PT
J4707LT	Socket, Deep 1/4" DR 7/32 12 PT
J4707T	Socket, 1/4" DR 7/32" 12 PT
J4708LT	Socket, Deep 1/4" DR 1/4" 12 PT
J4708T	Socket, 1/4" DR 1/4" 12 PT
J4709LT	Socket, Deep 1/4" DR 9/32" 12 PT
J4709T	Socket, 1/4" DR 9/32" 12 PT
J4710LT	Socket, Deep 1/4" DR 5/16" 12 PT
J4710T	Socket, 1/4" DR 5/16" 12 PT
J4711LT	Socket, Deep 1/4" DR 11/32" 12 PT
J4711T	Socket, 1/4" DR 11/32" 12 PT
J4712LT	Socket, Deep 1/4" DR 3/8" 12 PT
J4712T	Socket, 1/4" DR 3/8" 12 PT
J4714LT	Socket, Deep 1/4" DR 7/16" 12 PT
J4714T	Socket, 1/4" DR 7/16" 12 PT
J4716LT	Socket, Deep 1/4" DR 1/2" 12 PT
J4716T	Socket, 1/4" DR 1/2" 12 PT
J4718LT	Socket, Deep 1/4" DR 9/16" 12 PT
J4718T	Socket, 1/4" DR 9/16" 12 PT
J49901/4	Socket, Hex Bit 3/8" DR 1/4"

Contents	Description
J49901/8	Socket, Hex Bit 3/8" DR 1/8"
J49903/16	Socket, Hex Bit 3/8" DR 3/16"
J49903/8	Socket, Hex Bit 3/8" DR 3/8"
J49905/16	Socket, Hex Bit 3/8" DR 5/16"
J49905/32	Socket, Hex Bit 3/8" DR 5/32"
J49907/32	Socket, Hex Bit 3/8" DR 7/32"
J5012	Socket, Deep 3/8" DR 3/8" 12 PT
J5014	Socket, Deep 3/8" DR 7/16" 12 PT
J5016	Socket, Deep 3/8" DR 1/2" 12 PT
J5018	Socket, Deep 3/8" DR 9/16" 12 PT
J5020	Socket, Deep 3/8" DR 5/8" 12 PT
J5022	Socket, Deep 3/8" DR 11/16" 12 PT
J5024	Socket, Deep 3/8" DR 3/4" 12 PT
J5026	Socket, Deep 3/8" DR 13/16" 12 PT
J5028	Socket, Deep 3/8" DR 7/8" 12 PT
J5208S	Socket, 3/8" DR 1/4" 8 PT
J5210S	Socket, 3/8" DR 5/16" 8 PT
J5212	Socket, 3/8" DR 3/8" 12 PT
J5212S	Socket, 3/8" DR 3/8" 8 PT
J5214	Socket, 3/8" DR 7/16" 12 PT
J5216	Socket, 3/8" DR 1/2" 12 PT
J5218	Socket, 3/8" DR 9/16" 12 PT
J5220	Socket, 3/8" DR 5/8" 12 PT
J5222	Socket, 3/8" DR 11/16" 12 PT
J5224	Socket, 3/8" DR 3/4" 12 PT
J5226	Socket, 3/8" DR 13/16" 12 PT
J5228	Socket, 3/8" DR 7/8" 12 PT
J5274A	Socket, Universal 3/8" DR 7/16" 12 PT
J5275A	Socket, Universal 3/8" DR 1/2" 12 PT
J5276A	Socket, Universal 3/8" DR 9/16" 12 PT
J5277A	Socket, Universal 3/8" DR 5/8" 12 PT
J5279A	Socket, Universal 3/8" DR 3/4" 12 PT
J5312	Socket, Deep 1/2" DR 3/8" 12 PT
J5314	Socket, Deep 1/2" DR 7/16" 12 PT
J5316	Socket, Deep 1/2" DR 1/2" 12 PT
J5318	Socket, Deep 1/2" DR 9/16" 12 PT
J5320	Socket, Deep 1/2" DR 5/8" 12 PT
J5322	Socket, Deep 1/2" DR 11/16" 12 PT
J5324	Socket, Deep 1/2" DR 3/4" 12 PT
J5326	Socket, Deep 1/2" DR 13/16" 12 PT
J5328	Socket, Deep 1/2" DR 7/8" 12 PT
J5330	Socket, Deep 1/2" DR 15/16" 12 PT
J5332	Socket, Deep 1/2" DR 1" 12 PT
J5334	Socket, Deep 1/2" DR 1-1/16" 12 PT
J5336	Socket, Deep 1/2" DR 1-1/8" 12 PT
J5338	Socket, Deep 1/2" DR 1-3/16" 12 PT
J5340	Socket, Deep 1/2" DR 1-1/4" 12 PT
J5412	Socket, 1/2" DR 3/8" 12 PT
J5414	Socket, 1/2" DR 7/16" 12 PT
J5416	Socket, 1/2" DR 1/2" 12 PT
J5418	Socket, 1/2" DR 9/16" 12 PT
J5419	Socket, 1/2" DR 19/32" 12 PT
J5420	Socket, 1/2" DR 5/8" 12 PT



Contents	Description
J5421	Socket, 1/2" DR 21/32" 12 PT
J5422	Socket, 1/2" DR 11/16" 12 PT
J5424	Socket, 1/2" DR 3/4" 12 PT
J5425	Socket, 1/2" DR 25/32" 12 PT
J5426	Socket, 1/2" DR 13/16" 12 PT
J5428	Socket, 1/2" DR 7/8" 12 PT
J5430	Socket, 1/2" DR 15/16" 12 PT
J5431	Socket, 1/2" DR 31/32" 12 PT
J5432	Socket, 1/2" DR 1" 12 PT
J5434	Socket, 1/2" DR 1-1/16" 12 PT
J5436	Socket, 1/2" DR 1-1/8" 12 PT
J5438	Socket, 1/2" DR 1-3/16" 12 PT
J5440	Socket, 1/2" DR 1-1/4" 12 PT
J54411/2	Socket, Hex Bit 1/2" DR 1/2"
J54415/8	Socket, Hex Bit 1/2" DR 5/8"
J54419/16	Socket, Hex Bit 1/2" DR 9/16"
J2587	Socket Bar, 17"
J2592	Socket Clip, 1/2" DR
J4769	Socket Driver, 1/4" DR
J25TR01C	Tool Roll, 7 Pockets
J25TR06C	Tool Roll, 5 Pocket
J25TR09C	Tool Roll, 9 Pockets
J25TR12C	Tool Roll, 8 Pockets
J25TR41C	Tool Roll, 15 Pockets
J4770A	Universal Joint, 1/4" DR
J5270A	Universal Joint, 3/8" DR
J5470A	Universal Joint, 1/2" DR
J708	Wrench, Adjustable Satin 8"
J710	Wrench, Adjustable Satin 10"
J712	Wrench, Adjustable Satin 12"
J1120	Wrench, Short Double Box Satin 5/16" x 3/8" 12 PT
J1122	Wrench, Short Double Box Satin 3/8" x 7/16" 12 PT
J1126	Wrench, Short Double Box Satin 1/2" x 9/16" 12 PT
J1131	Wrench, Short Double Box Satin 5/8" x 3/4" 12 PT
J1191T-A	Wrench, Ratcheting Double Box 1/4" x 5/16" 12 PT
J1192T-A	Wrench, Ratcheting Double Box 3/8" x 7/16" 12 PT
J1194-A	Wrench, Ratcheting Double Box, 5/8" x 11/16" 12 PT
J1193T-A	Wrench, Ratcheting Double Box 1/2" x 9/16" 12 PT
J1195-A	Wrench, Ratcheting Double Box 3/4" x 7/8" 12 PT
J1208ES	Wrench, Short Combination Full Polish 1/4" - 12 PT
J1209ES	Wrench, Short Combination Full Polish 9/32" - 12 PT
J1210ES	Wrench, Short Combination Full Polish 5/16" - 12 PT
J1211ES	Wrench, Short Combination Full Polish 11/32" - 12 PT
J1212ES	Wrench, Short Combination Full Polish 3/8" - 12 PT
J1210A	Wrench, Combination Satin 5/16" 12 PT
J1212ASD	Wrench, Combination Satin 3/8" 12 PT

Contents	Description
J1214ASD	Wrench, Combination Satin 7/16" 12 PT
J1216ASD	Wrench, Combination Satin 1/2" 12 PT
J1218ASD	Wrench, Combination Satin 9/16" 12 PT
J1220ASD	Wrench, Combination Satin 5/8" 12 PT
J1222ASD	Wrench, Combination Satin 11/16" 12 PT
J1224ASD	Wrench, Combination Satin 3/4" 12 PT
J1226ASD	Wrench, Combination Satin 13/16" 12 PT
J1228ASD	Wrench, Combination Satin 7/8" 12 PT
J1230ASD	Wrench, Combination Satin 15/16" 12 PT
J1232ASD	Wrench, Combination Satin 1" 12 PT
J1234ASD	Wrench, Combination Satin 1-1/16" 12 PT
J1236ASD	Wrench, Combination Satin 1-1/8" 12 PT
J1240ASD	Wrench, Combination Satin 1-1/4" 12 PT
J1270-12A	Wrench, Combination Flex Head Satin 3/8" 12 PT
J1270-14A	Wrench, Combination Flex Head Satin 7/16" 12 PT
J1270-16A	Wrench, Combination Flex Head Satin 1/2" 12 PT
J1270-18A	Wrench, Combination Flex Head Satin 9/16" 12 PT
J1270-20A	Wrench, Combination Flex Head Satin 5/8" 12 PT
J1270-22A	Wrench, Combination Flex Head Satin 11/16" 12 PT
J1270-24A	Wrench, Combination Flex Head Satin 3/4" 12 PT
J1725	Wrench, Obstruction Box Satin 7/16" x 1/2" 12 PT
J1730	Wrench, Obstruction Box Satin 9/16" x 5/8" 12 PT
J1731	Wrench, Obstruction Box Satin 5/8" x 3/4" 12 PT
J3210	Wrench, Ignition 13/64" x 15/64"
J3211	Wrench, Ignition 15/64" x 13/64"
J3215	Wrench, Ignition 7/32" x 1/4"
J3216	Wrench, Ignition 1/4" x 7/32"
J3220	Wrench, Ignition 9/32" x 5/16"
J3221	Wrench, Ignition 5/16" x 9/32"
J3225	Wrench, Ignition 11/32" x 3/8"
J3226	Wrench, Ignition 3/8" x 11/32"
J3751	Wrench, Combination Flare Nut Satin 3/8" 6 PT
J3752	Wrench, Combination Flare Nut Satin 7/16" 6 PT
J3753	Wrench, Combination Flare Nut Satin 1/2" 6 PT
J3754	Wrench, Combination Flare Nut Satin 9/16" 6 PT
J3755	Wrench, Combination Flare Nut Satin 5/8" 6 PT
J3756	Wrench, Combination Flare Nut Satin 11/16" 6 PT
J3757	Wrench, Combination Flare Nut Satin 3/4" 6 PT
J1204EFS	Wrench, Combination 1/8" 6 PT
J1205EFS	Wrench, Combination 5/32" 6 PT
J1206EFS	Wrench, Combination 3/16" 6 PT
J1208EFS	Wrench, Short Combination 1/4" 6 PT
J1209EFS	Wrench, Short Combination 9/32" 6 PT
J1210EFS	Wrench, Short Combination 5/16" 6 PT
J1211EFS	Wrench, Short Combination 11/32" 6 PT
J1212EFS	Wrench, Short Combination 3/8" 6 PT



453 PIECE INTERMEDIATE TOOL SET

- › 1/4", 3/8", 1/2", 3/4" Drive tools.
- › Designed for fastener sizes 3/16" - 2-3/8".
- › 212 - Sockets and Accessories
- › 105 - Wrenches
- › 34 - Striking and Struck Tools
- › 32 - Pliers
- › 32 - Screwdrivers
- › 38 - Miscellaneous Tools
- › Weight (lbs): 280.0 (Tools Only)

Tools Only



J99720

With Roller Cabinet J542742-8SG
and Top Chest J542719-12SG-D



J99721A

With Roller Cabinet J553441-8SG
and Top Chest J553427-6SG



J99722A





Contents	Description
JBM1008	Case, Blow Molded Red
J9200DPB	Case, Blow Molded Red
J9500BPB	Box, Blow Molded
J86A1/2S2	Chisel, Cold 5/8"
J86A1/4S2	Chisel, Cold 5/16"
J86A1X8S2	Chisel, Cold 1-3/16"
J86A3/16S2	Chisel, Cold 1/4"
J86A3/4X8S2	Chisel, Cold 7/8"
J86A5/16S2	Chisel, Cold 3/8"
J86A5/8S2	Chisel, Cold 3/4"
J86A7/16S2	Chisel, Cold 1/2"
J86A7/8X8S2	Chisel, Cold 1"
J404	C-Clamp, Standard Service Deep Throat Screw - 0-4"
J4759	Extension, 1/4" DR 2"
J4760	Extension, 1/4" DR 3"
J4761	Extension, 1/4" DR 6"
J4765	Extension, Flexible 1/4" DR 6-1/4"
J5260	Extension, 3/8" DR 3"
J5260-06	Extension, 3/8" DR 6"
J5260-06W	Extension, Wobble 3/8" DR 6"
J5260W	Extension, Wobble 3/8" DR 3"
J5262	Extension, 3/8" DR 12"
J5268	Extension, Flexible 3/8" DR 8"
J5460	Extension, 1/2" DR 2-1/2"
J5461	Extension, 1/2" DR 5"
J5463	Extension, 1/2" DR 10"
J5660	Extension, 3/4" DR 4"
J5661	Extension, 3/4" DR 8"
J5663	Extension, 3/4" DR 16"
28-240	Putty Knife, Nylon Handle, Flexible 1-1/4"
28-540	Putty Knife, Wood Handle, Flexible 1-1/4"
15-265	Hacksaw, Adjustable w/ Rubber Grip
J1308AVP	Hammer, Ball Pein, Anti-Vibe® 8 oz.
J1316AVP	Hammer, Ball Pein, Anti-Vibe® 16 oz.
J1332AVP	Hammer, Ball Pein, Anti-Vibe® 32 oz.
J1430G	Hammer, Brass 1.5 Lb.
J57-532	Hammer, Dead Blow Combo Face 28 oz.
J57-534	Hammer, Dead Blow Combo Face 56 oz.
J4766	Handle, Hinge 1/4" DR
J4780G	Handle, Speed 1/2" DR
J4785	Handle, Sliding-T 1" DR
J5265	Handle, Hinge 3/8" DR
J5280G	Handle, Speed 1/4" DR 15-1/2"
J5285	Handle, Sliding-T 3/4" DR
J5468	Handle, Hinge 1/2" DR 18-5/8"
J5480G	Handle, Sliding-T 3/8" DR
J5485	Handle, Hinge Black Oxide 3/8" DR 8-1/2"
J5668	Handle, Hinge 1/4" DR 5-3/4"
J5685	Handle, Sliding-T 1/4" DR
J4980	Hex Key Set, 13 PC
J2108S2	Holder, Punch and Chisel
10-099	Knife, Classic 99® Retractable Blade Utility, Gray
FMHT10311	Knife, FATMAX® Folding Pocket 7-5/8"

Contents	Description
J1368	Mallet, Rubber
J2373	Mirror, Rectangular Telescoping 2-1/8"
J9206	Nut Driver, 3/16" x 2-3/4"
J9207	Nut Driver, 7/32" x 2-3/4"
J9208	Nut Driver, 1/4" x 2-3/4"
J9209	Nut Driver, 9/32" x 2-3/4"
J9210	Nut Driver, 5/16" x 2-3/4"
J9211	Nut Driver, 11/32" x 2-3/4"
J9212	Nut Driver, 3/8" x 2-3/4"
J9214	Nut Driver 7/16" x 2-3/4"
J9216	Nut Driver, 1/2" x 2-3/4"
J9218	Nut Driver, 9/16" x 2-3/4"
J9220	Nut Driver, 5/8" x 2-3/4"
J2381	Pick, Cotter Pin Puller
J206G	Pliers, Diagonal Cutting w/ Grip 6-1/16"
J209G	Pliers, Diagonal Cutting HD w/ Grip 7-5/16"
J222G	Pliers, Needle Nose Long Thin 6-1/16"
J225G	Pliers, Bent Nose 6-5/16"
J226G	Pliers, Needle Nose w/ Cutter 6-5/8"
J227G	Pliers, Duckbill w/ Grip 7-25/32"
J260SGXL	Pliers, XL Series Groove Joint w/ Grip 10"
J261SGXL	Pliers, XL Series Groove Joint w/ Grip 5"
J262SGXL	Pliers, XL Series Groove Joint w/ Grip 7"
J265SGXL	Pliers, XL Series Groove Joint w/ Grip 16"
J268G	Pliers, Lineman's w/ Grip 8-5/8"
J272G	Pliers, End Cutting High Leverage 8-1/4"
J276GXL	Pliers, XL Series Combo Slip-Joint w/ Grip 6"
J278GXL	Pliers, XL Series Combo Slip-Joint w/ Grip 8"
J286LNXL	Pliers, Locking Mini Long Nose 6-29/32"
J291XL	Pliers, Locking Straight Jaw 7-15/32"
J292XL	Pliers, Locking Curved Jaw 9-1/4"
J298	Pliers, Wire Strippers 8-1/4"
J360B	Pliers Set, Convertible Retaining Ring 12 PC
J2375	Retriever, Pocket Magnetic 16-3/4 - 26-3/4"
J2120S2	Pry Bar, Aligning 18"
J2124	Pry Bar, Aligning 24"
J2126S2	Pry Bar, Rolling Head 12"
J2130S2	Pry Bar, Rolling Head 16"
J4022T	Puller, Tip Detachable Standard
J4056-4	Puller, Jaw Reversible 4" Reach
J4056PN	Puller, Pin Pivot
J4205S	Puller, Screw Forcing Acme
J4250N	Puller, Nut Adjustable Reversible
J4255B	Puller, Yoke 3 Way Jaw ACM
J411/2S2	Punch, Center 1/2"
J413/8S2	Punch, Center 3/8"
J445/16S2	Punch, Prick 5/16"
J471/2X1/4S2	Punch, Pin 1/4"
J471/4X3/32S2	Punch, Pin 3/32"
J473/8X3/16S2	Punch, Pin 3/16"
J475/16X1/8S2	Punch, Pin 1/8"
J475/16X5/32S2	Punch, Pin 5/32"
J477/16X7/32S2	Punch, Pin 7/32"



453 PIECE INTERMEDIATE TOOL SET (CONT'D)

Product #: **J99720**

Contents	Description
J501/2S2	Punch, Starting 1/4"
J501/4S2	Punch, Starting 3/32"
J503/8S2	Punch, Starting 3/16"
J505/16S2	Punch, Starting 1/8"
J507/16S2	Punch, Starter 7/16" Hex x 7/32"
J961/2S2	Punch, Drift 1/4"
J963/8S2	Punch, Drift 3/16"
J965/16S2	Punch, Drift 1/8"
J4749	Ratchet, Classic Pear Head 1/4" DR 5"
J5247	Ratchet, Adapter 3/8" DR
J5249	Ratchet, Classic Pear Head 3/8" DR 7"
J5257F	Ratchet, Flex Head 3/8" DR 8-1/2"
J5447	Ratchet, Adapter 1/2" DR
J5449	Ratchet, Classic Pear Head 1/2" DR 10"
J5450	Ratchet, Long Classic Pear Head 1/2" DR 16"
J5457F	Ratchet, Flex Head 1/2" DR 17-3/32"
J5649	Ratchet, Classic Pear Head 3/4" DR 20"
J2343	Scraper, Carbon 1-1/2"
J9521	Extractor, Screw 1/8"
J9522	Extractor, Screw 3/16"
J9523	Extractor, Screw 15/64"
J9524	Extractor, Screw 5/16"
J9525	Extractor, Screw 3/8"
J9525B	Extractor, Screw 15/32"
J9526	Extractor, Screw 9/16"
J9527	Extractor, Screw 21/32"
J9528	Extractor, Screw 13/16"
J9529	Extractor, Screw 1-1/16"
J9853	Screw Starter, Slotted 5-5/8"
J9884	Screw Starter, Phillips 5-3/4"
JC31604R	Screwdriver, Slotted Cabinet Round 3/16" x 4"
JC31608R	Screwdriver, Slotted Cabinet Round 3/16" x 8"
JCP1803R	Screwdriver, Slotted Cabinet Round 1/8" x 3"
JCP1804R	Screwdriver, Slotted Cabinet Round 1/8" x 4"
JCP1808R	Screwdriver, Slotted Cabinet Round 1/8" x 8"
JKB1404RP	Screwdriver, Slotted Round 1/4" x 4"
JK14112R	Screwdriver, Slotted Round Stubby 1/4" x 1-1/2"
JKB31604RP	Screwdriver, Slotted Round 3/16" x 4"
JKB3808RP	Screwdriver, Slotted Round 3/8" x 8"
JKB3812RP	Screwdriver, Slotted Round 3/8" x 12"
JKB51606RP	Screwdriver, Slotted Round 5/16" x 6"
JPO103R	Screwdriver, Phillips Round # 1 x 3"
JPO108R	Screwdriver, Phillips Round # 1 x 8"
JPO204R	Screwdriver, Phillips Round # 2 x 4"
JPO208R	Screwdriver, Phillips Round # 2 x 8"
JPO2112R	Screwdriver, Phillips Round Stubby # 2 x 1-1/2"
JPO306R	Screwdriver, Phillips Round # 3 x 6"
JPO408R	Screwdriver, Phillips Round # 4 x 8"
JPP0003R	Screwdriver, Phillips Round # 0 x 3"
J5696	Set Box, 9-1/16"
J95218	Sheath, Folding Knife - Leather
J303S	Snips, Aviation Straight
J308	Snips, Miniature 6-1/2"

Contents	Description
J5246	Socket, Bit Screwdriver Slotted 3/8" DR 1/4"
J4706	Socket, 1/4" DR 3/16" 6 PT
J4707	Socket, 1/4" DR 7/32" 6 PT
J4708	Socket, 1/4" DR 1/4" 6 PT
J4708S	Socket, 1/4" DR 1/4" 8 PT
J4709	Socket, 1/4" DR 9/32" 6 PT
J4710	Socket, 1/4" DR 5/16" 6 PT
J4710S	Socket, 1/4" DR 5/16" 8 PT
J4711	Socket, 1/4" DR 11/32" 6 PT
J4712	Socket, 1/4" DR 3/8" 6 PT
J4712S	Socket, 1/4" DR 3/8" 8 PT
J4714	Socket, 1/4" DR 7/16" 6 PT
J4716	Socket, 1/4" DR 1/2" 6 PT
J4718	Socket, 1/4" DR 9/16" 6 PT
J4706L	Socket, Deep 1/4" DR 3/16" 6 PT
J4707L	Socket, Deep 1/4" DR 7/32" 6 PT
J4708L	Socket, Deep 1/4" DR 1/4" 6 PT
J4709L	Socket, Deep 1/4" DR 9/32" 6 PT
J4710L	Socket, Deep 1/4" DR 5/16" 6 PT
J4711L	Socket, Deep 1/4" DR 11/32" 6 PT
J4712L	Socket, Deep 1/4" DR 3/8" 6 PT
J4714L	Socket, Deep 1/4" DR 1/2" 6 PT
J4716L	Socket, Deep 1/4" DR 7/16" 6 PT
J4718L	Socket, Deep 1/4" DR 9/16" 6 PT
J47701/16	Socket, Hex Bit 1/4" DR 1/16"
J47701/4	Socket, Hex Bit 1/4" DR 1/4"
J47701/8	Socket, Hex Bit 1/4" DR 1/8"
J47703/16	Socket, Hex Bit 1/4" DR 3/16"
J47703/32	Socket, Hex Bit 1/4" DR 3/32"
J47705/16	Socket, Hex Bit 1/4" DR 5/16"
J47705/32	Socket, Hex Bit 1/4" DR 5/32"
J47705/64	Socket, Hex Bit 1/4" DR 5/64"
J47707/32	Socket, Hex Bit 1/4" DR 7/32"
J47707/64	Socket, Hex Bit 1/4" DR 7/64"
J47709/64	Socket, Hex Bit 1/4" DR 9/64"
J4771TA	Socket, Universal 1/4" DR 1/4" 12 PT
J4772TA	Socket, Universal 1/4" DR 5/16" 12 PT
J4773TA	Socket, Universal 1/4" DR 3/8" 12 PT
J4774TA	Socket, Universal 1/4" DR 7/16" 12 PT
J49901/4	Socket, Hex Bit 3/8" DR 1/4"
J49901/8	Socket, Hex Bit 3/8" DR 1/8"
J49903/16	Socket, Hex Bit 3/8" DR 3/16"
J49903/8	Socket, Hex Bit 3/8" DR 3/8"
J49905/16	Socket, Hex Bit 3/8" DR 5/16"
J49905/32	Socket, Hex Bit 3/8" DR 5/32"
J49907/32	Socket, Hex Bit 3/8" DR 7/32"
J5008	Socket, Deep 3/8" DR 1/4" 12 PT
J5010	Socket, Deep 3/8" DR 5/16" 12 PT
J5012	Socket, Deep 3/8" DR 3/8" 12 PT
J5014	Socket, Deep 3/8" DR 7/16" 12 PT
J5016	Socket, Deep 3/8" DR 1/2" 12 PT
J5018	Socket, Deep 3/8" DR 9/16" 12 PT
J5020	Socket, Deep 3/8" DR 5/8" 12 PT



Contents	Description
J5022	Socket, Deep 3/8" DR 11/16" 12 PT
J5024	Socket, Deep 3/8" DR 3/4" 12 PT
J5026	Socket, Deep 3/8" DR 13/16" 12 PT
J5028	Socket, Deep 3/8" DR 7/8" 12 PT
J5030	Socket, Deep 3/8" DR 15/16" 12 PT
J5032	Socket, Deep 3/8" DR 1" 12 PT
J5208	Socket, 3/8" DR 1/4" 12 PT
J5208S	Socket, 3/8" DR 1/4" 8 PT
J5210	Socket, 3/8" DR 5/16" 12 PT
J5210S	Socket, 3/8" DR 5/16" 8 PT
J5212	Socket, 3/8" DR 3/8" 12 PT
J5212S	Socket, 3/8" DR 3/8" 8 PT
J5214	Socket, 3/8" DR 7/16" 12 PT
J5214S	Socket, 3/8" DR 7/16" 8 PT
J5216	Socket, 3/8" DR 1/2" 12 PT
J5216S	Socket, 3/8" DR 1/2" 8 PT
J5218	Socket, 3/8" DR 9/16" 12 PT
J5220	Socket, 3/8" DR 5/8" 12 PT
J5222	Socket, 3/8" DR 11/16" 12 PT
J5224	Socket, 3/8" DR 3/4" 12 PT
J5226	Socket, 3/8" DR 13/16" 12 PT
J5228	Socket, 3/8" DR 7/8" 12 PT
J5230	Socket, 3/8" DR 15/16" 12 PT
J5232	Socket, 3/8" DR 1" 12 PT
J5273A	Socket, Universal 3/8" DR 3/8" 12 PT
J5274A	Socket, Universal 3/8" DR 7/16" 12 PT
J5275A	Socket, Universal 3/8" DR 1/2" 12 PT
J5276A	Socket, Universal 3/8" DR 9/16" 12 PT
J5277A	Socket, Universal 3/8" DR 5/8" 12 PT
J5278A	Socket, Universal 3/8" DR 11/16" 12 PT
J5279A	Socket, Universal 3/8" DR 3/4" 12 PT
J5316	Socket, Deep 1/2" DR 1/2" 12 PT
J5318	Socket, Deep 1/2" DR 9/16" 12 PT
J5320	Socket, Deep 1/2" DR 5/8" 12 PT
J5322	Socket, Deep 1/2" DR 11/16" 12 PT
J5324	Socket, Deep 1/2" DR 3/4" 12 PT
J5326	Socket, Deep 1/2" DR 13/16" 12 PT
J5328	Socket, Deep 1/2" DR 7/8" 12 PT
J5330	Socket, Deep 1/2" DR 15/16" 12 PT
J5332	Socket, Deep 1/2" DR 1" 12 PT
J5334	Socket, Deep 1/2" DR 1-1/16" 12 PT
J5336	Socket, Deep 1/2" DR 1-1/8" 12 PT
J5340	Socket, Deep 1/2" DR 1-1/4" 12 PT
J5412	Socket, 1/2" DR 3/8" 12 PT
J5412S	Socket, 1/2" DR 3/8" 8 PT
J5414	Socket, 1/2" DR 7/16" 12 PT
J5414S	Socket, 1/2" DR 7/16" 8 PT
J5416	Socket, 1/2" DR 1/2" 12 PT
J5416S	Socket, 1/2" DR 1/2" 8 PT
J5418	Socket, 1/2" DR 9/16" 12 PT
J5418S	Socket, 1/2" DR 9/16" 8 PT
J5419	Socket, 1/2" DR 19/32" 12 PT
J5420	Socket, 1/2" DR 5/8" 12 PT

Contents	Description
J5420S	Socket, 1/2" DR 5/8" 8 PT
J5422	Socket, 1/2" DR 11/16" 12 PT
J5422S	Socket, 1/2" DR 11/16" 8 PT
J5424	Socket, 1/2" DR 3/4" 12 PT
J5424S	Socket, 1/2" DR 3/4" 8 PT
J5425	Socket, 1/2" DR 25/32" 12 PT
J5426	Socket, 1/2" DR 13/16" 12 PT
J5426S	Socket, 1/2" DR 13/16" 8 PT
J5428	Socket, 1/2" DR 7/8" 12 PT
J5428S	Socket, 1/2" DR 7/8" 8 PT
J5429	Socket, 1/2" DR 29/32" 12 PT
J5430	Socket, 1/2" DR 15/16" 12 PT
J5432	Socket, 1/2" DR 1" 12 PT
J5432S	Socket, 1/2" DR 1" 8 PT
J5434	Socket, 1/2" DR 1-1/16" 12 PT
J5436	Socket, 1/2" DR 1-1/8" 12 PT
J5438	Socket, 1/2" DR 1-3/16" 12 PT
J5440	Socket, 1/2" DR 1-1/4" 12 PT
J54411/2	Socket, Hex Bit 1/2" DR 1/2"
J54411/4	Socket, Hex Bit 1/2" DR 1/4"
J54413/8	Socket, Hex Bit 1/2" DR 3/8"
J54415/16	Socket, Hex Bit 1/2" DR 5/16"
J54415/8	Socket, Hex Bit 1/2" DR 5/8"
J54417/16	Socket, Hex Bit 1/2" DR 7/16"
J54419/16	Socket, Hex Bit 1/2" DR 9/16"
J5442	Socket, 1/2" DR 1-5/16" 12 PT
J5444	Socket, 1/2" DR 1-3/8" 12 PT
J5444A	Socket, Drag Link 1/2" DR - 3/4"
J5446	Socket, 1/2" DR 1-7/16" 12 PT
J5446A	Socket, Drag Link 1/2" DR - 15/16"
J5448	Socket, 1/2" DR 1-1/2" 12 PT
J5475A	Socket, Universal 1/2" DR 1/2" 12 PT
J5476A	Socket, Universal 1/2" DR 9/16" 12 PT
J5477A	Socket, Universal 1/2" DR 5/8" 12 PT
J5528	Socket, 3/4" DR 7/8" 12 PT
J5530	Socket, 3/4" DR 15/16" 12 PT
J5532	Socket, 3/4" DR 1" 12 PT
J5534	Socket, 3/4" DR 1-1/16" 12 PT
J5536	Socket, 3/4" DR 1-1/8" 12 PT
J5538	Socket, 3/4" DR 1-3/16" 12 PT
J5540	Socket, 3/4" DR 1-1/4" 12 PT
J5542	Socket, 3/4" DR 1-5/16" 12 PT
J5544	Socket, 3/4" DR 1-3/8" 12 PT
J5546	Socket, 3/4" DR 1-7/16" 12 PT
J5548	Socket, 3/4" DR 1-1/2" 12 PT
J5550	Socket, 3/4" DR 1-9/16" 12 PT
J5552	Socket, 3/4" DR 1-5/8" 12 PT
J5554	Socket, 3/4" DR 1-11/16" 12 PT
J5556	Socket, 3/4" DR 1-3/4" 12 PT
J5558	Socket, 3/4" DR 1-13/16" 12 PT
J5560	Socket, 3/4" DR 1-7/8" 12 PT
J5564	Socket, 3/4" DR 2" 12 PT
J5568	Socket, 3/4" DR 2-1/8" 12 PT



453 PIECE INTERMEDIATE TOOL SET (CONT'D)

Product #: **J99720**

Contents	Description
J5570	Socket, 3/4" DR 2-3/16" 12 PT
J5572	Socket, 3/4" DR 2-1/4" 12 PT
J5576	Socket, 3/4" DR 2-3/8" 12 PT
J4737	Socket, Phillips Bit 1/4" DR #1
J4738	Socket, Phillips Bit 1/4" DR #2
J5241	Socket, Phillips Bit 3/8" DR #2
J5242	Socket, Phillips Bit 3/8" DR #3
J5243	Socket, Phillips Bit 3/8" DR #4
J2584	Socket Bar, 6-1/4"
J2590	Socket Clip, 1/4" DR
J4769	Socket Driver, 1/4" DR
33-212	Tape Rule, PowerLock® Metal Case, 1/2" x 12'
J25TR01C	Tool Roll, 7 Pockets
J25TR03C	Tool Roll, 7 Pockets
J25TR05C	Tool Roll, 10 Pockets
J25TR06C	Tool Roll, 5 Pocket
J25TR12C	Tool Roll, 8 Pockets
J25TR21C	Tool Roll, 26 Pockets
J25TR26C	Tool Roll, 9 Pockets
J25TR32C	Tool Roll, 7 Pockets
J25TR41C	Tool Roll, 15 Pockets
J6014C	Torque Wrench, Ratcheting Head Micrometer 1/2" DR 50-250 ft-lbs
J4770A	Universal Joint, 1/4" DR
J5270A	Universal Joint, 3/8" DR
J5470A	Universal Joint, 1/2" DR
J5670	Universal Joint, 3/4" DR
J706	Wrench, Adjustable Satin 6"
J708	Wrench, Adjustable Satin 8"
J710	Wrench, Adjustable Satin 10"
J712	Wrench, Adjustable Satin 12"
J715	Wrench, Adjustable Satin 15"
J801	Wrench, Chain Universal 16-1/2"
J810HD	Wrench, Pipe Cast Iron HD 10"
J814HD	Wrench, Pipe Cast Iron HD 14"
J818HD	Wrench, Pipe Cast Iron HD 18"
J1120	Wrench, Short Double Box Satin 5/16" x 3/8" 12 PT
J1122	Wrench, Short Double Box Satin 3/8" x 7/16" 12 PT
J1126	Wrench, Short Double Box Satin 1/2" x 9/16" 12 PT
J1131	Wrench, Short Double Box Satin 5/8" x 3/4" 12 PT
J1170	Wrench, Double Box Full Polish 5/16" x 3/8" 12 PT
J1171	Wrench, Double Box Full Polish 7/16" x 1/2" 12 PT
J1172	Wrench, Double Box Full Polish 9/16" x 5/8" 12 PT
J1173	Wrench, Double Box Full Polish 11/16" x 3/4" 12 PT
J1174	Wrench, Double Box Full Polish 13/16" x 7/8" 12 PT
J1175	Wrench, Double Box Full Polish 15/16" x 1" 12 PT
J1176	Wrench, Double Box Full Polish 1-1/16" x 1-1/8" 12 PT
J1191T-A	Wrench, Ratcheting Double Box 1/4" x 5/16" 12 PT
J1192T-A	Wrench, Ratcheting Double Box 3/8" x 7/16" 12 PT
J1193T-A	Wrench, Ratcheting Double Box 1/2" x 9/16" 12 PT
J1194-A	Wrench, Ratcheting Double Box 5/8" x 11/16" 12 PT
J1195-A	Wrench, Ratcheting Double Box 3/4" x 7/8" 12 PT
J1208EFS	Wrench, Short Combination 1/4" 6 PT

Contents	Description
J1209EFS	Wrench, Short Combination 9/32" 6 PT
J1210EFS	Wrench, Short Combination 5/16" 6 PT
J1211EFS	Wrench, Short Combination 11/32" 6 PT
J1212EFS	Wrench, Short Combination 3/8" 6 PT
J1208ES	Wrench, Short Combination Full Polish 1/4" - 12 PT
J1209ES	Wrench, Short Combination Full Polish 9/32" - 12 PT
J1210ES	Wrench, Short Combination Full Polish 5/16" - 12 PT
J1211ES	Wrench, Short Combination Full Polish 11/32" - 12 PT
J1212ES	Wrench, Short Combination Full Polish 3/8" - 12 PT
J1210A	Wrench, Combination Satin 5/16" 12 PT
J1212ASD	Wrench, Combination Satin 3/8" 12 PT
J1214ASD	Wrench, Combination Satin 7/16" 12 PT
J1216ASD	Wrench, Combination Satin 1/2" 12 PT
J1218ASD	Wrench, Combination Satin 9/16" 12 PT
J1220ASD	Wrench, Combination Satin 5/8" 12 PT
J1222ASD	Wrench, Combination Satin 11/16" 12 PT
J1224ASD	Wrench, Combination Satin 3/4" 12 PT
J1226ASD	Wrench, Combination Satin 13/16" 12 PT
J1228ASD	Wrench, Combination Satin 7/8" 12 PT
J1230ASD	Wrench, Combination Satin 15/16" 12 PT
J1232ASD	Wrench, Combination Satin 1" 12 PT
J1234ASD	Wrench, Combination Satin 1-1/16" 12 PT
J1236ASD	Wrench, Combination Satin 1-1/8" 12 PT
J1240ASD	Wrench, Combination Satin 1-1/4" 12 PT
J1242	Wrench, Combination Satin 1-5/16" 12 PT
J1244	Wrench, Combination Satin 1-3/8" 12 PT
J1246	Wrench, Combination Satin 1-7/16" 12 PT
J1248	Wrench, Combination Satin 1-1/2" 12 PT
J1270-12A	Wrench, Combination Flex Head Satin 3/8" 12 PT
J1270-14A	Wrench, Combination Flex Head Satin 7/16" 12 PT
J1270-16A	Wrench, Combination Flex Head Satin 1/2" 12 PT
J1270-18A	Wrench, Combination Flex Head Satin 9/16" 12 PT
J1270-20A	Wrench, Combination Flex Head Satin 5/8" 12 PT
J1270-22A	Wrench, Combination Flex Head Satin 11/16" 12 PT
J1270-24A	Wrench, Combination Flex Head Satin 3/4" 12 PT
J1725	Wrench, Obstruction Box Satin 7/16" x 1/2" 12 PT
J1730	Wrench, Obstruction Box Satin 9/16" x 5/8" 12 PT
J1731	Wrench, Obstruction Box Satin 5/8" x 3/4" 12 PT
J3018	Wrench, Open-End Satin 1/4" x 5/16"
J3020	Wrench, Open-End Satin 3/8" x 5/16"
J3025	Wrench, Open-End Satin 7/16" x 1/2"
J3026	Wrench, Open-End Satin 1/2" x 9/16"
J3030	Wrench, Open-End Satin 9/16" x 5/8"
J3031	Wrench, Open-End Satin 5/8" x 3/4"
J3035	Wrench, Open-End Satin 11/16" x 3/4"
J3040	Wrench, Open-End Satin 13/16" x 7/8"
J3045	Wrench, Open-End Satin 15/16" x 1"
J3050	Wrench, Open-End Satin 1-1/16" x 1-1/8"
J3314	Wrench, Angle Open-End Satin 7/32"
J3315	Wrench, Angle Open-End Satin 15/64"
J3316	Wrench, Angle Open-End Satin 1/4"
J3318	Wrench, Angle Open-End Satin 9/32"
J3320	Wrench, Angle Open-End Satin 5/16"



Contents	Description
J3322	Wrench, Angle Open-End Satin 11/32"
J3324	Wrench, Angle Open-End Satin 3/8"
J3328	Wrench, Angle Open-End Satin 7/16"
J3332	Wrench, Angle Open-End Satin 1/2"
J3751	Wrench, Combination Flare Nut Satin 3/8" 6 PT
J3752	Wrench, Combination Flare Nut Satin 7/16" 6 PT
J3753	Wrench, Combination Flare Nut Satin 1/2" 6 PT
J3754	Wrench, Combination Flare Nut Satin 9/16" 6 PT
J3755	Wrench, Combination Flare Nut Satin 5/8" 6 PT
J3756	Wrench, Combination Flare Nut Satin 11/16" 6 PT
J3757	Wrench, Combination Flare Nut Satin 3/4" 6 PT
J3812	Wrench, Ratcheting Flare Nut 3/8" 12 PT
J3814	Wrench, Ratcheting Flare Nut 7/16" 12 PT
J3816	Wrench, Ratcheting Flare Nut 1/2" 12 PT
J3818	Wrench, Ratcheting Flare Nut 9/16" 12 PT

Contents	Description
J3820	Wrench, Ratcheting Flare Nut 5/8" 12 PT
J3822	Wrench, Ratcheting Flare Nut 11/16" 12 PT
J3824	Wrench, Ratcheting Flare Nut 3/4" 12 PT
J4912CF	Wrench, Crowfoot Open End 3/8" DR 3/8"
J4914CF	Wrench, Crowfoot Open End 3/8" DR 7/16"
J4916CF	Wrench, Crowfoot Open End 3/8" DR 1/2"
J4918CF	Wrench, Crowfoot Open End 3/8" DR 9/16"
J4920CF	Wrench, Crowfoot Open End 3/8" DR 5/8"
J4922CF	Wrench, Crowfoot Open End 3/8" DR 11/16"
J4924CF	Wrench, Crowfoot Open End 3/8" DR 3/4"
J4926CF	Wrench, Crowfoot Open End 3/8" DR 13/16"
J4928CF	Wrench, Crowfoot Open End 3/8" DR 7/8"
J1204EFS	Wrench, Combination 1/8" 6 PT
J1205EFS	Wrench, Combination 5/32" 6 PT
J1206EFS	Wrench, Combination 3/16" 6 PT



233 PIECE INTERMEDIATE MAINTENANCE TOOL SET

- › 1/4", 3/8" Drive tools.
- › Designed for fastener sizes 1/16" - 1".
- › 109 - Sockets and Accessories
- › 40 - Wrenches
- › 29 - Striking and Struck Tools
- › 11 - Pliers
- › 30 - Screwdrivers
- › 14 - Miscellaneous Tools
- › Sub-sets contained: J99810, J99825.
- › Weight (lbs): 104.0 (Tools Only)

Tools Only



J99820

With Top Chest J542719-8SG



J99821A



Contents	Description
JBM1008	Case, Blow Molded Red
J9200DPB	Case, Blow Molded Red
J86A1/2S2	Chisel, Cold 5/8"
J86A1/4S2	Chisel, Cold 5/16"
J86A1X8S2	Chisel, Cold 1-3/16"
J86A3/16S2	Chisel, Cold 1/4"
J86A3/4X8S2	Chisel, Cold 7/8"

Contents	Description
J86A5/16S2	Chisel, Cold 3/8"
J86A5/8S2	Chisel, Cold 3/4"
J86A7/16S2	Chisel, Cold 1/2"
J86A7/8X8S2	Chisel, Cold 1"
J4759	Extension, 1/4" DR 2"
J4760	Extension, 1/4" DR 3"
J4761	Extension, 1/4" DR 6"
J4765	Extension, Flexible 1/4" DR 6-1/4"



Contents	Description
J5260	Extension, 3/8" DR 3"
J5260-06	Extension, 3/8" DR 6"
J5260W	Extension, Wobble 3/8" DR 3"
J5262	Extension, 3/8" DR 12"
J5268	Extension, Flexible 3/8" DR 8"
J1308AVP	Hammer, Ball Pein, Anti-Vibe® 8 oz.
J1316AVP	Hammer, Ball Pein, Anti-Vibe® 16 oz.
J4766	Handle, Hinge 1/4" DR
J4785	Handle, Sliding-T 1" DR
J5265	Handle, Hinge 3/8" DR
J5280G	Handle, Speed 1/4" DR 15-1/2"
J5285	Handle, Sliding-T 3/4" DR
J4980	Hex Key Set 13 PC
J2108S2	Holder, Punch and Chisel
FMHT10311	Knife, FATMAX® Folding Pocket 7-5/8"
J9206	Nut Driver, 3/16" x 2-3/4"
J9207	Nut Driver, 7/32" x 2-3/4"
J9208	Nut Driver, 1/4" x 2-3/4"
J9209	Nut Driver, 9/32" x 2-3/4"
J9210	Nut Driver, 5/16" x 2-3/4"
J9211	Nut Driver, 11/32" x 2-3/4"
J9212	Nut Driver, 3/8" x 2-3/4"
J9214	Nut Driver 7/16" x 2-3/4"
J9216	Nut Driver, 1/2" x 2-3/4"
J9218	Nut Driver, 9/16" x 2-3/4"
J9220	Nut Driver, 5/8" x 2-3/4"
J206G	Pliers, Diagonal Cutting w/ Grip 6-1/16"
J209G	Pliers, Diagonal Cutting HD w/ Grip 7-5/16"
J226G	Pliers, Needle Nose w/ Cutter 6-5/8"
J227G	Pliers, Duckbill w/ Grip 7-25/32"
J268G	Pliers, Lineman's w/ Grip 8-5/8"
J272G	Pliers, End Cutting High Leverage 8-1/4"
J276GXL	Pliers, XL Series Combo Slip-Joint w/ Grip 6"
J278GXL	Pliers, XL Series Combo Slip-Joint w/ Grip 8"
J291XL	Pliers, Locking Straight Jaw 7-15/32"
J292XL	Pliers, Locking Curved Jaw 9-1/4"
J298	Pliers, Wire Strippers 8-1/4"
J411/2S2	Punch, Center 1/2"
J413/8S2	Punch, Center 3/8"
J445/16S2	Punch, Prick 5/16"
J471/2X1/4S2	Punch, Pin 1/4"
J471/4X3/32S2	Punch, Pin 3/32"
J473/8X3/16S2	Punch, Pin 3/16"
J475/16X1/8S2	Punch, Pin 1/8"
J475/16X5/32S2	Punch, Pin 5/32"
J477/16X7/32S2	Punch, Pin 7/32"
J501/2S2	Punch, Starting 1/4"
J501/4S2	Punch, Starting 3/32"
J503/8S2	Punch, Starting 3/16"
J505/16S2	Punch, Starting 1/8"
J507/16S2	Punch, Starting 7/32"
J961/2S2	Punch, Drift 1/4"
J963/8S2	Punch, Drift 3/16"
J965/16S2	Punch, Drift 1/8"

Contents	Description
J4749	Ratchet, Classic Pear Head 1/4" DR 5"
J5247	Ratchet, Adapter 3/8" DR
J5249	Ratchet, Classic Pear Head 3/8" DR 7"
J5257F	Ratchet, Flex Head 3/8" DR 8-1/2"
JC31604R	Screwdriver, Slotted Cabinet Round 3/16" x 4"
JC31608R	Screwdriver, Slotted Cabinet Round 3/16" x 8"
JCP1803R	Screwdriver, Slotted Cabinet Round 1/8" x 3"
JCP1804R	Screwdriver, Slotted Cabinet Round 1/8" x 4"
JCP1808R	Screwdriver, Slotted Cabinet Round 1/8" x 8"
JKB1404RP	Screwdriver, Slotted Round 1/4" x 4"
JK14112R	Screwdriver, Slotted Round Stubby 1/4" x 1-1/2"
JKB31604RP	Screwdriver, Slotted Round 3/16" x 4"
JKB3808RP	Screwdriver, Slotted Round 3/8" x 8"
JKB3812RP	Screwdriver, Slotted Round 3/8" x 12"
JKB51606RP	Screwdriver, Slotted Round 5/16" x 6"
JP0103R	Screwdriver, Phillips Round # 1 x 3"
JP0108R	Screwdriver, Phillips Round # 1 x 8"
JP0204R	Screwdriver, Phillips Round # 2 x 4"
JP0208R	Screwdriver, Phillips Round # 2 x 8"
JP02112R	Screwdriver, Phillips Round Stubby # 2 x 1-1/2"
JP0306R	Screwdriver, Phillips Round # 3 x 6"
JP0408R	Screwdriver, Phillips Round # 4 x 8"
JPP0003R	Screwdriver, Phillips Round # 0 x 3"
J95218	Sheath, Folding Knife - Leather
J5246	Socket, Bit Screwdriver Slotted 3/8" DR 1/4"
J4706	Socket, 1/4" DR 3/16" 6 PT
J4707	Socket, 1/4" DR 7/32" 6 PT
J4708	Socket, 1/4" DR 1/4" 6 PT
J4708S	Socket, 1/4" DR 1/4" 8 PT
J4709	Socket, 1/4" DR 9/32" 6 PT
J4710	Socket, 1/4" DR 5/16" 6 PT
J4710S	Socket, 1/4" DR 5/16" 8 PT
J4711	Socket, 1/4" DR 11/32" 6 PT
J4712	Socket, 1/4" DR 3/8" 6 PT
J4712S	Socket, 1/4" DR 3/8" 8 PT
J4714	Socket, 1/4" DR 7/16" 6 PT
J4716	Socket, 1/4" DR 1/2" 6 PT
J4718	Socket, 1/4" DR 9/16" 6 PT
J4706L	Socket, Deep 1/4" DR 3/16" 6 PT
J4707L	Socket, Deep 1/4" DR 7/32" 6 PT
J4708L	Socket, Deep 1/4" DR 1/4" 6 PT
J4709L	Socket, Deep 1/4" DR 9/32" 6 PT
J4710L	Socket, Deep 1/4" DR 5/16" 6 PT
J4711L	Socket, Deep 1/4" DR 11/32" 6 PT
J4712L	Socket, Deep 1/4" DR 3/8" 6 PT
J4714L	Socket, Deep 1/4" DR 1/2" 6 PT
J4716L	Socket, Deep 1/4" DR 7/16" 6 PT
J4718L	Socket, Deep 1/4" DR 9/16" 6 PT
J4743	Socket, Screwdriver Bit Slotted 1/4" DR 1/4"
J4744	Socket, Screwdriver Bit Slotted 1/4" DR 3/16"
J4745	Socket, Screwdriver Bit Slotted 1/4" DR 1/4"
J47701/16	Socket, Hex Bit 1/4" DR 1/16"
J47701/4	Socket, Hex Bit 1/4" DR 1/4"
J47701/8	Socket, Hex Bit 1/4" DR 1/8"



233 PIECE INTERMEDIATE MAINTENANCE TOOL SET (CONT'D)

Product #: **J99820**

INTERMEDIATE SETS

Contents	Description
J47703/16	Socket, Hex Bit 1/4" DR 3/16"
J47703/32	Socket, Hex Bit 1/4" DR 3/32"
J47705/16	Socket, Hex Bit 1/4" DR 5/16"
J47705/32	Socket, Hex Bit 1/4" DR 5/32"
J47705/64	Socket, Hex Bit 1/4" DR 5/64"
J47707/32	Socket, Hex Bit 1/4" DR 7/32"
J47707/64	Socket, Hex Bit 1/4" DR 7/64"
J47709/64	Socket, Hex Bit 1/4" DR 9/64"
J49901/4	Socket, Hex Bit 3/8" DR 1/4"
J49901/8	Socket, Hex Bit 3/8" DR 1/8"
J49903/16	Socket, Hex Bit 3/8" DR 3/16"
J49903/8	Socket, Hex Bit 3/8" DR 3/8"
J49905/16	Socket, Hex Bit 3/8" DR 5/16"
J49905/32	Socket, Hex Bit 3/8" DR 5/32"
J49907/32	Socket, Hex Bit 3/8" DR 7/32"
J5008	Socket, Deep 3/8" DR 1/4" 12 PT
J5010	Socket, Deep 3/8" DR 5/16" 12 PT
J5012	Socket, Deep 3/8" DR 3/8" 12 PT
J5014	Socket, Deep 3/8" DR 7/16" 12 PT
J5016	Socket, Deep 3/8" DR 1/2" 12 PT
J5018	Socket, Deep 3/8" DR 9/16" 12 PT
J5020	Socket, Deep 3/8" DR 5/8" 12 PT
J5022	Socket, Deep 3/8" DR 11/16" 12 PT
J5024	Socket, Deep 3/8" DR 3/4" 12 PT
J5026	Socket, Deep 3/8" DR 13/16" 12 PT
J5028	Socket, Deep 3/8" DR 7/8" 12 PT
J5030	Socket, Deep 3/8" DR 15/16" 12 PT
J5032	Socket, Deep 3/8" DR 1" 12 PT
J5208	Socket, 3/8" DR 1/4" 12 PT
J5208S	Socket, 3/8" DR 1/4" 8 PT
J5210	Socket, 3/8" DR 5/16" 12 PT
J5210S	Socket, 3/8" DR 5/16" 8 PT
J5212	Socket, 3/8" DR 3/8" 12 PT
J5212S	Socket, 3/8" DR 3/8" 8 PT
J5214	Socket, 3/8" DR 7/16" 12 PT
J5214S	Socket, 3/8" DR 7/16" 8 PT
J5216	Socket, 3/8" DR 1/2" 12 PT
J5216S	Socket, 3/8" DR 1/2" 8 PT
J5218	Socket, 3/8" DR 9/16" 12 PT
J5220	Socket, 3/8" DR 5/8" 12 PT
J5222	Socket, 3/8" DR 11/16" 12 PT
J5224	Socket, 3/8" DR 3/4" 12 PT
J5226	Socket, 3/8" DR 13/16" 12 PT
J5228	Socket, 3/8" DR 7/8" 12 PT
J5230	Socket, 3/8" DR 15/16" 12 PT
J5232	Socket, 3/8" DR 1" 12 PT
J5273A	Socket, Universal 3/8" DR 3/8" 12 PT
J5274A	Socket, Universal 3/8" DR 7/16" 12 PT
J5275A	Socket, Universal 3/8" DR 1/2" 12 PT
J5276A	Socket, Universal 3/8" DR 9/16" 12 PT
J5277A	Socket, Universal 3/8" DR 5/8" 12 PT
J5278A	Socket, Universal 3/8" DR 11/16" 12 PT
J5279A	Socket, Universal 3/8" DR 3/4" 12 PT

Contents	Description
J4737	Socket, Phillips Bit 1/4" DR #1
J4738	Socket, Phillips Bit 1/4" DR #2
J5241	Socket, Phillips Bit 3/8" DR #2
J5242	Socket, Phillips Bit 3/8" DR #3
J5243	Socket, Phillips Bit 3/8" DR #4
J2584	Socket Bar, 6-1/4"
J2590	Socket Clip, 1/4" DR
J4769	Socket Driver, 1/4" DR
J25TR05C	Tool Roll, 10 Pockets
J25TR21C	Tool Roll, 26 Pockets
J25TR32C	Tool Roll, 7 Pockets
J25TR41C	Tool Roll, 15 Pockets
J4770A	Universal Joint, 1/4" DR
J5270A	Universal Joint, 3/8" DR
J706	Wrench, Adjustable Satin 6"
J708	Wrench, Adjustable Satin 8"
J710	Wrench, Adjustable Satin 10"
J808HD	Wrench, Pipe Cast Iron HD 8"
J1120	Wrench, Short Double Box Satin 5/16" x 3/8" 12 PT
J1122	Wrench, Short Double Box Satin 3/8" x 7/16" 12 PT
J1126	Wrench, Short Double Box Satin 1/2" x 9/16" 12 PT
J1131	Wrench, Short Double Box Satin 5/8" x 3/4" 12 PT
J1170	Wrench, Double Box Full Polish 5/16" x 3/8" 12 PT
J1171	Wrench, Double Box Full Polish 7/16" x 1/2" 12 PT
J1172	Wrench, Double Box Full Polish 9/16" x 5/8" 12 PT
J1173	Wrench, Double Box Full Polish 11/16" x 3/4" 12 PT
J1174	Wrench, Double Box Full Polish 13/16" x 7/8" 12 PT
J1175	Wrench, Double Box Full Polish 15/16" x 1" 12 PT
J1176	Wrench, Double Box Full Polish 1-1/16" x 1-1/8" 12 PT
J1210A	Wrench, Combination Satin 5/16" 12 PT
J1212ASD	Wrench, Combination Satin 3/8" 12 PT
J1214ASD	Wrench, Combination Satin 7/16" 12 PT
J1216ASD	Wrench, Combination Satin 1/2" 12 PT
J1218ASD	Wrench, Combination Satin 9/16" 12 PT
J1220ASD	Wrench, Combination Satin 5/8" 12 PT
J1222ASD	Wrench, Combination Satin 11/16" 12 PT
J1224ASD	Wrench, Combination Satin 3/4" 12 PT
J1226ASD	Wrench, Combination Satin 13/16" 12 PT
J1228ASD	Wrench, Combination Satin 7/8" 12 PT
J1230ASD	Wrench, Combination Satin 15/16" 12 PT
J1232ASD	Wrench, Combination Satin 1" 12 PT
J1234ASD	Wrench, Combination Satin 1-1/16" 12 PT
J1236ASD	Wrench, Combination Satin 1-1/8" 12 PT
J1240ASD	Wrench, Combination Satin 1-1/4" 12 PT
J3018	Wrench, Open-End Satin 1/4" x 5/16"
J3020	Wrench, Open-End Satin 3/8" x 5/16"
J3025	Wrench, Open-End Satin 7/16" x 1/2"
J3026	Wrench, Open-End Satin 1/2" x 9/16"
J3030	Wrench, Open-End Satin 9/16" x 5/8"
J3031	Wrench, Open-End Satin 5/8" x 3/4"
J3035	Wrench, Open-End Satin 11/16" x 3/4"
J3040	Wrench, Open-End Satin 13/16" x 7/8"
J3045	Wrench, Open-End Satin 15/16" x 1"
J3050	Wrench, Open-End Satin 1-1/16" x 1-1/8"





179 PIECE INTERMEDIATE MAINTENANCE TOOL SET

- › 1/4" & 3/8" Drive tools.
- › Designed for fastener sizes 1/14" - 1", 4 mm - 19 mm.
- › 143 - Sockets and Accessories
- › 34 - Wrenches
- › 1 - Striking and Struck Tool
- › 1 - Pliers
- › Weight (lbs): 46.0 (Tools Only)

Tools Only



J99900

With Roller Cabinet J542735-7SG



J99901A

With Roller Cabinet J542742-7SG



J99902A



INTERMEDIATE SETS

179 PIECE INTERMEDIATE MAINTENANCE TOOL SET (CONT'D)

Product #: **J99900**

Contents	Description
JBM1008	Case, Blow Molded Red
J4759	Extension, 1/4" DR 2"
J4760	Extension, 1/4" DR 3"
J4761	Extension, 1/4" DR 5"
J4765	Extension, Flexible 1/4" DR 6-1/4"
J5260	Extension, 3/8" DR 3"
J5260-06	Extension, 3/8" DR 6"
J5262	Extension, 3/8" DR 12"
J1316AVP	Hammer, Ball Pein, Anti-Vibe® 16 oz.
J4766	Handle, Hinge 1/4" DR
J4785	Handle, Sliding-T 1" DR
J5265	Handle, Hinge 3/8" DR
J5280G	Handle, Speed 1/4" DR 15-1/2"
J5285	Handle, Sliding-T 3/4" DR
J278GXL	Pliers, XL Series Combo Slip-Joint w/ Grip 8"
J4749	Ratchet, Classic Pear Head 1/4" DR 5"
J5247	Ratchet, Adapter 3/8" DR
J5249	Ratchet, Classic Pear Head 3/8" DR 7"
J5246	Socket, Bit Screwdriver Slotted 3/8" DR 1/4"
J4706	Socket, 1/4" DR 3/16" 6 PT
J4707	Socket, 1/4" DR 7/32" 6 PT
J4708	Socket, 1/4" DR 1/4" 6 PT
J4708S	Socket, 1/4" DR 1/4" 8 PT
J4709	Socket, 1/4" DR 9/32" 6 PT
J4710	Socket, 1/4" DR 5/16" 6 PT
J4710S	Socket, 1/4" DR 5/16" 8 PT
J4711	Socket, 1/4" DR 11/32" 6 PT
J4712	Socket, 1/4" DR 3/8" 6 PT
J4712S	Socket, 1/4" DR 3/8" 8 PT
J4714	Socket, 1/4" DR 7/16" 6 PT
J4716	Socket, 1/4" DR 1/2" 6 PT
J4718	Socket, 1/4" DR 9/16" 6 PT
J4706L	Socket, Deep 1/4" DR 3/16" 6 PT
J4707L	Socket, Deep 1/4" DR 7/32" 6 PT
J4708L	Socket, Deep 1/4" DR 1/4" 6 PT
J4709L	Socket, Deep 1/4" DR 9/32" 6 PT
J4710L	Socket, Deep 1/4" DR 5/16" 6 PT
J4711L	Socket, Deep 1/4" DR 11/32" 6 PT
J4712L	Socket, Deep 1/4" DR 3/8" 6 PT
J4714L	Socket, Deep 1/4" DR 1/2" 6 PT
J4716L	Socket, Deep 1/4" DR 7/16" 6 PT
J4718L	Socket, Deep 1/4" DR 9/16" 6 PT
J4743	Socket, Screwdriver Bit Slotted 1/4" DR 1/4"
J4744	Socket, Screwdriver Bit Slotted 1/4" DR 3/16"
J4745	Socket, Screwdriver Bit Slotted 1/4" DR 1/4"
J49901/4	Socket, Hex Bit 3/8" DR 1/4"
J49901/8	Socket, Hex Bit 3/8" DR 1/8"
J49903/16	Socket, Hex Bit 3/8" DR 3/16"
J49903/8	Socket, Hex Bit 3/8" DR 3/8"
J49905/16	Socket, Hex Bit 3/8" DR 5/16"
J49905/32	Socket, Hex Bit 3/8" DR 5/32"
J49907/32	Socket, Hex Bit 3/8" DR 7/32"
J5008	Socket, Deep 3/8" DR 1/4" 12 PT

Contents	Description
J5010	Socket, Deep 3/8" DR 5/16" 12 PT
J5012	Socket, Deep 3/8" DR 3/8" 12 PT
J5014	Socket, Deep 3/8" DR 7/16" 12 PT
J5016	Socket, Deep 3/8" DR 1/2" 12 PT
J5018	Socket, Deep 3/8" DR 9/16" 12 PT
J5020	Socket, Deep 3/8" DR 5/8" 12 PT
J5022	Socket, Deep 3/8" DR 11/16" 12 PT
J5024	Socket, Deep 3/8" DR 3/4" 12 PT
J5026	Socket, Deep 3/8" DR 13/16" 12 PT
J5028	Socket, Deep 3/8" DR 7/8" 12 PT
J5030	Socket, Deep 3/8" DR 15/16" 12 PT
J5032	Socket, Deep 3/8" DR 1" 12 PT
J5208	Socket, 3/8" DR 1/4" 12 PT
J5208S	Socket, 3/8" DR 1/4" 8 PT
J5210	Socket, 3/8" DR 5/16" 12 PT
J5210S	Socket, 3/8" DR 5/16" 8 PT
J5212	Socket, 3/8" DR 3/8" 12 PT
J5212S	Socket, 3/8" DR 3/8" 8 PT
J5214	Socket, 3/8" DR 7/16" 12 PT
J5214S	Socket, 3/8" DR 7/16" 8 PT
J5216	Socket, 3/8" DR 1/2" 12 PT
J5216S	Socket, 3/8" DR 1/2" 8 PT
J5218	Socket, 3/8" DR 9/16" 12 PT
J5220	Socket, 3/8" DR 5/8" 12 PT
J5222	Socket, 3/8" DR 11/16" 12 PT
J5224	Socket, 3/8" DR 3/4" 12 PT
J5226	Socket, 3/8" DR 13/16" 12 PT
J5228	Socket, 3/8" DR 7/8" 12 PT
J5230	Socket, 3/8" DR 15/16" 12 PT
J5232	Socket, 3/8" DR 1" 12 PT
J5273A	Socket, Universal 3/8" DR 3/8" 12 PT
J5274A	Socket, Universal 3/8" DR 7/16" 12 PT
J5275A	Socket, Universal 3/8" DR 1/2" 12 PT
J5276A	Socket, Universal 3/8" DR 9/16" 12 PT
J5277A	Socket, Universal 3/8" DR 5/8" 12 PT
J5278A	Socket, Universal 3/8" DR 11/16" 12 PT
J5279A	Socket, Universal 3/8" DR 3/4" 12 PT
J4704M	Socket, 1/4" DR 4 mm 6 PT
J47055M	Socket, 1/4" DR 5.5 mm 6 PT
J4705M	Socket, 1/4" DR 5 mm 6 PT
J4706M	Socket, 1/4" DR 6 mm 6 PT
J4707M	Socket, 1/4" DR 7 mm 6 PT
J4708M	Socket, 1/4" DR 8 mm 6 PT
J4709M	Socket, 1/4" DR 9 mm 6 PT
J4710M	Socket, 1/4" DR 10 mm 6 PT
J4711M	Socket, 1/4" DR 11 mm 6 PT
J4712M	Socket, 1/4" DR 12 mm 6 PT
J4713M	Socket, 1/4" DR 13 mm 6 PT
J4714M	Socket, 1/4" DR 14 mm 6 PT
J4704LM	Socket, 1/4" DR Deep 4 mm 6 PT
J47055LM	Socket, Deep 1/4" DR 5.5 mm 6 PT
J4705LM	Socket, Deep 1/4" DR 5 mm 6 PT
J4706LM	Socket, Deep 1/4" DR 6 mm 6 PT



Contents	Description
J4707LM	Socket, Deep 1/4" DR 7 mm 6 PT
J4708LM	Socket, Deep 1/4" DR 8 mm 6 PT
J4709LM	Socket, Deep 1/4" DR 9 mm 6 PT
J4710LM	Socket, Deep 1/4" DR 10 mm 6 PT
J4711LM	Socket, Deep 1/4" DR 11 mm 6 PT
J4712LM	Socket, Deep 1/4" DR 12 mm 6 PT
J4713LM	Socket, Deep 1/4" DR 13 mm 6 PT
J4714LM	Socket, Deep 1/4" DR 14 mm 6 PT
J5008M	Socket, Deep 3/8" DR 8 mm 12 PT
J5009M	Socket, Deep 3/8" DR 9 mm 12 PT
J5010M	Socket, Deep 3/8" DR 10 mm 12 PT
J5011M	Socket, Deep 3/8" DR 11 mm 12 PT
J5012M	Socket, Deep 3/8" DR 12 mm 12 PT
J5013M	Socket, Deep 3/8" DR 13 mm 12 PT
J5014M	Socket, Deep 3/8" DR 14 mm 12 PT
J5015M	Socket, Deep 3/8" DR 15 mm 12 PT
J5016M	Socket, Deep 3/8" DR 16 mm 12 PT
J5017M	Socket, Deep 3/8" DR 17 mm 12 PT
J5018M	Socket, Deep 3/8" DR 18 mm 12 PT
J5019M	Socket, Deep 3/8" DR 19 mm 12 PT
J5208M	Socket, 3/8" DR 8 mm 12 PT
J5209M	Socket, 3/8" DR 9 mm 12 PT
J5210M	Socket, 3/8" DR 10 mm 12 PT
J5211M	Socket, 3/8" DR 11 mm 12 PT
J5212M	Socket, 3/8" DR 12 mm 12 PT
J5213M	Socket, 3/8" DR 13 mm 12 PT
J5214M	Socket, 3/8" DR 14 mm 12 PT
J5215M	Socket, 3/8" DR 15 mm 12 PT
J5216M	Socket, 3/8" DR 16 mm 12 PT
J5217M	Socket, 3/8" DR 17 mm 12 PT
J5218M	Socket, 3/8" DR 18 mm 12 PT
J5219M	Socket, 3/8" DR 19 mm 12 PT
J4737	Socket, Phillips Bit 1/4" DR #1
J4738	Socket, Phillips Bit 1/4" DR #2
J5241	Socket, Phillips Bit 3/8" DR #2
J5242	Socket, Phillips Bit 3/8" DR #3
J5243	Socket, Phillips Bit 3/8" DR #4
J2585	Socket Bar, 9"
J2586	Socket Bar, 13"
J2590	Socket Clip, 1/4" DR

Contents	Description
J2591	Socket Clip, 3/8" DR
J4769	Socket Driver, 1/4" DR
J25TR41C	Tool Roll, 15 Pockets
J25TR42C	Tool Roll, 18 Pockets
J4770A	Universal Joint, 1/4" DR
J5270A	Universal Joint, 3/8" DR
J708	Wrench, Adjustable Satin 8"
J1210A	Wrench, Combination Satin 5/16" 12 PT
J1212ASD	Wrench, Combination Satin 3/8" 12 PT
J1214ASD	Wrench, Combination Satin 7/16" 12 PT
J1216ASD	Wrench, Combination Satin 1/2" 12 PT
J1218ASD	Wrench, Combination Satin 9/16" 12 PT
J1220ASD	Wrench, Combination Satin 5/8" 12 PT
J1222ASD	Wrench, Combination Satin 11/16" 12 PT
J1224ASD	Wrench, Combination Satin 3/4" 12 PT
J1226ASD	Wrench, Combination Satin 13/16" 12 PT
J1228ASD	Wrench, Combination Satin 7/8" 12 PT
J1230ASD	Wrench, Combination Satin 15/16" 12 PT
J1232ASD	Wrench, Combination Satin 1" 12 PT
J1234ASD	Wrench, Combination Satin 1-1/16" 12 PT
J1236ASD	Wrench, Combination Satin 1-1/8" 12 PT
J1240ASD	Wrench, Combination Satin 1-1/4" 12 PT
J1207MA	Wrench, Combination Satin 7 mm 12 PT
J1208MA	Wrench, Combination Satin 8 mm 12 PT
J1209MA	Wrench, Combination Satin 9 mm 12 PT
J1210MASD	Wrench, Combination Satin 10 mm 12 PT
J1211MASD	Wrench, Combination Satin 11 mm 12 PT
J1212MASD	Wrench, Combination Satin 12 mm 12 PT
J1213MASD	Wrench, Combination Satin 13 mm 12 PT
J1214MASD	Wrench, Combination Satin 14 mm 12 PT
J1215MASD	Wrench, Combination Satin 15 mm 12 PT
J1216MASD	Wrench, Combination Satin 16 mm 12 PT
J1217MASD	Wrench, Combination Satin 17 mm 12 PT
J1218MASD	Wrench, Combination Satin 18 mm 12 PT
J1219MASD	Wrench, Combination Satin 19 mm 12 PT
J1220MASD	Wrench, Combination Satin 20 mm 12 PT
J1221MASD	Wrench, Combination Satin 21 mm 12 PT
J1222MASD	Wrench, Combination Satin 22 mm 12 PT
J1223MASD	Wrench, Combination Satin 23 mm 12 PT
J1224MASD	Wrench, Combination Satin 24 mm 12 PT



248 PIECE METRIC INTERMEDIATE SET

- › 1/4", 3/8", 1/2", 3/4" Drive tools.
- › Designed for fastener sizes 4 mm - 46 mm.
- › 110 - Sockets and Accessories
- › 45 - Wrenches
- › 17 - Striking and Struck Tools
- › 28 - Pliers and Snips
- › 19 - Screwdrivers
- › 29 - Miscellaneous Tools
- › Weight (lbs): 113.0 (Tools Only)

Tools Only



J99730

With Roller Cabinet J542742-8SG



J99731A

With Roller Cabinet J553441-8SG



J99732A



Contents	Description
JBM1007	Case, Blow Molded Red
JBM1106	Case, Blow Molded Red
JBM1207	Case, Blow Molded Red
J4968PB	Case, Blow Molded Red
J9500BPB	Box, Blow Molded
J5695R	Box, Blow Molded
J5695	Box, Storage 7-15/16"
J725/16S2	Chisel, Cape 7/32"
J765/16S2	Chisel, Diamond Point 3/16"
J86A1/4S2	Chisel, Cold 5/16"
J86A3/8S2	Chisel, Cold 7/16"
J86A7/16S2	Chisel, Cold 1/2"

Contents	Description
J404	C-Clamp, Standard Service Deep Throat Screw - 0-4"
J4759	Extension, 1/4" DR 2"
J4761	Extension, 1/4" DR 6"
J5260	Extension, 3/8" DR 3"
J5260-06	Extension, 3/8" DR 6"
J5460	Extension, 1/2" DR 2-1/2"
J5461	Extension, 1/2" DR 5"
J5463	Extension, 1/2" DR 10"
J5661	Extension, 3/4" DR 8"
J5663	Extension, 3/4" DR 16"
15-265	Hacksaw, Adjustable w/ Rubber Grip
J1316AVP	Hammer, Ball Pein, Anti-Vibe® 16 oz.
J1332AVP	Hammer, Ball Pein, Anti-Vibe® 32 oz.



Contents	Description
J1430G	Hammer, Brass 1.5 Lb.
J57-532	Hammer, Dead Blow Combo Face 28 oz.
J4766	Handle, Hinge 1/4" DR
J5265	Handle, Hinge 3/8" DR
J5467	Handle, Hinge 1/2" DR 15-3/4"
J5480G	Handle, Sliding-T 3/8" DR
J5668	Handle, Hinge 1/4" DR 5-3/4"
J4984	Hex Key Set, Metric 9 PC
J2108S2	Holder, Punch and Chisel
10-099	Knife, Classic 99® Retractable Blade Utility, Gray
FMHT10311	Knife, FATMAX® Folding Pocket 7-5/8"
JN0604RM	Nut Driver Deep, 6 mm x 4"
JN0704RM	Nut Driver Deep, 7mm x 4"
JN0804RM	Nut Driver Deep, 8 mm x 4"
JN0904RM	Nut Driver Deep, 9 mm x 4"
JN1004RM	Nut Driver Deep, 10mm x 4" Blue
JN5504RM	Nut Driver Deep, 5.5 mm x 4" Brown
J2381	Pick, Cotter Pin Puller
J206G	Pliers, Diagonal Cutting w/ Grip 6-1/16"
J209G	Pliers, Diagonal Cutting HD w/ Grip 7-5/16"
J222G	Pliers, Needle Nose Long Thin 6-1/16"
J225G	Pliers, Bent Nose 6-5/16"
J226G	Pliers, Needle Nose w/ Cutter 6-5/8"
J227G	Pliers, Duckbill w/ Grip 7-25/32"
J260SGXL	Pliers, XL Series Groove Joint w/ Grip 10"
J265SGXL	Pliers, XL Series Groove Joint w/ Grip 16"
J268G	Pliers, Lineman's w/ Grip 8-5/8"
J272G	Pliers, End Cutting High Leverage 8-1/4"
J278GXL	Pliers, XL Series Combo Slip-Joint w/ Grip 8"
J291XL	Pliers, Locking Straight Jaw 7-15/32"
J292XL	Pliers, Locking Curved Jaw 9-1/4"
J298	Pliers, Wire Strippers 8-1/4"
J360B	Pliers Set, Convertible Retaining Ring 12 PC
J25TR24C	Tool Roll, 7 Pockets
J2120S2	Pry Bar, Aligning 18"
J2126S2	Pry Bar, Rolling Head 12"
J413/8S2	Punch, Center 3/8"
J471/4X3/32S2	Punch, Pin 3/32"
J473/8X3/16S2	Punch, Pin 3/16"
J475/16X1/8S2	Punch, Pin 1/8"
J503/16S2	Punch, Starting 1/16"
J503/8S2	Punch, Starting 3/16"
J505/16S2	Punch, Starting 1/8"
J4749	Ratchet, Classic Pear Head 1/4" DR 5"
J5249	Ratchet, Classic Pear Head 3/8" DR 7"
J5449	Ratchet, Classic Pear Head 1/2" DR 10"
J5649	Ratchet, Classic Pear Head 3/4" DR 20"
J2343	Scraper, Carbon 1-1/2"
J9521	Extractor, Screw 1/8"
J9522	Extractor, Screw 3/16"
J9523	Extractor, Screw 15/64"
J9524	Extractor, Screw 5/16"
J9525	Extractor, Screw 3/8"
J9525B	Extractor, Screw 15/32"

Contents	Description
J9526	Extractor, Screw 9/16"
J9527	Extractor, Screw 21/32"
J9528	Extractor, Screw 13/16"
J9529	Extractor, Screw 1-1/16"
JKB1404RP	Screwdriver, Slotted Round 1/4" x 4"
JK14112R	Screwdriver, Slotted Round Stubby 1/4" x 1-1/2"
JKB31604RP	Screwdriver, Slotted Round 3/16" x 4"
JKB3808RP	Screwdriver, Slotted Round 3/8" x 8"
JKB3812RP	Screwdriver, Slotted Round 3/8" x 12"
JKB51606RP	Screwdriver, Slotted Round 5/16" x 6"
JP0103R	Screwdriver, Phillips Round # 1 x 3"
JP0204R	Screwdriver, Phillips Round # 2 x 4"
JP02112R	Screwdriver, Phillips Round Stubby # 2 x 1-1/2"
JP0306R	Screwdriver, Phillips Round # 3 x 6"
JP0408R	Screwdriver, Phillips Round # 4 x 8"
JPP0003R	Screwdriver, Phillips Round # 0 x 3"
J95218	Sheath, Folding Knife - Leather
J303S	Snips, Aviation Straight
J308	Snips, Miniature 6-1/2"
J4704M	Socket, 1/4" DR 4 mm 6 PT
J47055M	Socket, 1/4" DR 5.5 mm 6 PT
J4705M	Socket, 1/4" DR 5 mm 6 PT
J4706M	Socket, 1/4" DR 6 mm 6 PT
J4707M	Socket, 1/4" DR 7 mm 6 PT
J4708M	Socket, 1/4" DR 8 mm 6 PT
J4709M	Socket, 1/4" DR 9 mm 6 PT
J4710M	Socket, 1/4" DR 10 mm 6 PT
J4711M	Socket, 1/4" DR 11 mm 6 PT
J4712M	Socket, 1/4" DR 12 mm 6 PT
J4713M	Socket, 1/4" DR 13 mm 6 PT
J4714M	Socket, 1/4" DR 14 mm 6 PT
J4990-10M	Socket, Hex Bit 3/8" 10 mm
J4990-4M	Socket, Hex Bit 3/8" 4 mm
J4990-5M	Socket, Hex Bit 3/8" 5 mm
J4990-6M	Socket, Hex Bit 3/8" 6 mm
J4990-7M	Socket, Hex Bit 3/8" 7 mm
J4990-8M	Socket, Hex Bit 3/8" 8 mm
J4990-9M	Socket, Hex Bit 3/8" DR 9 mm
J5008M	Socket, Deep 3/8" DR 8 mm 12 PT
J5009M	Socket, Deep 3/8" DR 9 mm 12 PT
J5010M	Socket, Deep 3/8" DR 10 mm 12 PT
J5011M	Socket, Deep 3/8" DR 11 mm 12 PT
J5012M	Socket, Deep 3/8" DR 12 mm 12 PT
J5013M	Socket, Deep 3/8" DR 13 mm 12 PT
J5014M	Socket, Deep 3/8" DR 14 mm 12 PT
J5015M	Socket, Deep 3/8" DR 15 mm 12 PT
J5016M	Socket, Deep 3/8" DR 16 mm 12 PT
J5017M	Socket, Deep 3/8" DR 17 mm 12 PT
J5018M	Socket, Deep 3/8" DR 18 mm 12 PT
J5019M	Socket, Deep 3/8" DR 19 mm 12 PT
J5208M	Socket, 3/8" DR 8 mm 12 PT
J5209M	Socket, 3/8" DR 9 mm 12 PT
J5210M	Socket, 3/8" DR 10 mm 12 PT
J5211M	Socket, 3/8" DR 11 mm 12 PT



248 PIECE METRIC INTERMEDIATE SET (CONT'D)

Product #: **J99730**

INTERMEDIATE SETS

Contents	Description
J5212M	Socket, 3/8" DR 12 mm 12 PT
J5213M	Socket, 3/8" DR 13 mm 12 PT
J5214M	Socket, 3/8" DR 14 mm 12 PT
J5215M	Socket, 3/8" DR 15 mm 12 PT
J5216M	Socket, 3/8" DR 16 mm 12 PT
J5217M	Socket, 3/8" DR 17 mm 12 PT
J5218M	Socket, 3/8" DR 18 mm 12 PT
J5219M	Socket, 3/8" DR 19 mm 12 PT
J5316M	Socket, Deep 1/2" DR 16 mm 12 PT
J5317M	Socket, Deep 1/2" DR 17 mm 12 PT
J5318M	Socket, Deep 1/2" DR 18 mm 12 PT
J5319M	Socket, Deep 1/2" DR 19 mm 12 PT
J5320M	Socket, Deep 1/2" DR 20 mm 12 PT
J5321M	Socket, Deep 1/2" DR 21 mm 12 PT
J5322M	Socket, Deep 1/2" DR 22 mm 12 PT
J5324M	Socket, Deep 1/2" DR 24 mm 12 PT
J5325M	Socket, Deep 1/2" DR 25 mm 12 PT
J5326M	Socket, Deep 1/2" DR 26 mm 12 PT
J5410M	Socket, 1/2" DR 10 mm 12 PT
J5411M	Socket, 1/2" DR 11 mm 12 PT
J5412M	Socket, 1/2" DR 12 mm 12 PT
J5413M	Socket, 1/2" DR 13 mm 12 PT
J5414M	Socket, 1/2" DR 14 mm 12 PT
J5415M	Socket, 1/2" DR 15 mm 12 PT
J5416M	Socket, 1/2" DR 16 mm 12 PT
J5417M	Socket, 1/2" DR 17 mm 12 PT
J5418M	Socket, 1/2" DR 18 mm 12 PT
J5419M	Socket, 1/2" DR 19 mm 12 PT
J5420M	Socket, 1/2" DR 20 mm 12 PT
J5421M	Socket, 1/2" DR 21 mm 12 PT
J5422M	Socket, 1/2" DR 22 mm 12 PT
J5423M	Socket, 1/2" DR 23 mm 12 PT
J5424M	Socket, 1/2" DR 24 mm 12 PT
J5425M	Socket, 1/2" DR 25 mm 12 PT
J5426M	Socket, 1/2" DR 26 mm 12 PT
J5441-12M	Socket, Hex Bit 1/2" DR 12 mm
J5441-14M	Socket, Hex Bit 1/2" DR 14 mm
J5441-17M	Socket, Hex Bit 1/2" DR 17 mm
J5524M	Socket, 3/4" DR 24 mm 12 PT
J5525M	Socket, 3/4" DR 25 mm 12 PT
J5526M	Socket, 3/4" DR 26 mm 12 PT
J5527M	Socket, 3/4" DR 27 mm 12 PT
J5528M	Socket, 3/4" DR 28 mm 12 PT
J5529M	Socket, 3/4" DR 29 mm 12 PT
J5530M	Socket, 3/4" DR 30 mm 12 PT
J5531M	Socket, 3/4" DR 31 mm 12 PT
J5532M	Socket, 3/4" DR 32 mm 12 PT
J5535M	Socket, 3/4" DR 35 mm 12 PT
J5536M	Socket, 3/4" DR 36 mm 12 PT
J5538M	Socket, 3/4" DR 38 mm 12 PT
J5541M	Socket, 3/4" DR 41 mm 12 PT
J5542M	Socket, 3/4" DR 42 mm 12 PT
J5546M	Socket, 3/4" DR 46 mm 12 PT

Contents	Description
J4769	Socket Driver, 1/4" DR
33-212	Tape Rule, PowerLock® Metal Case, 1/2" x 12'
J25TR02C	Tool Roll, 12 Pocket
J25TR06C	Tool Roll, 5 Pocket
J25TR28C	Tool Roll, 10 Pockets
J25TR42C	Tool Roll, 18 Pockets
J4770A	Universal Joint, 1/4" DR
J5270A	Universal Joint, 3/8" DR
J5470A	Universal Joint, 1/2" DR
J706	Wrench, Adjustable Satin 6"
J708	Wrench, Adjustable Satin 8"
J710	Wrench, Adjustable Satin 10"
J712	Wrench, Adjustable Satin 12"
J810HD	Wrench, Pipe Cast Iron HD 10"
J814HD	Wrench, Pipe Cast Iron HD 14"
J818HD	Wrench, Pipe Cast Iron HD 18"
J1191M-A	Wrench, Ratcheting Double Box 7 x 8 mm 6 PT
J1192M-A	Wrench, Ratcheting Double Box 9 x 10 mm 6 PT
J1193MA-A	Wrench, Ratcheting Double Box 11 x 13 mm 6 PT
J1194MA-A	Wrench, Ratcheting Double Box 12 x 14 mm 6 PT
J1195M-A	Wrench, Ratcheting Double Box 15 x 17 mm 12 PT
J1207MA	Wrench, Combination Satin 7 mm 12 PT
J1208MA	Wrench, Combination Satin 8 mm 12 PT
J1209MA	Wrench, Combination Satin 9 mm 12 PT
J1210MASD	Wrench, Combination Satin 10 mm 12 PT
J1211MASD	Wrench, Combination Satin 11 mm 12 PT
J1212MASD	Wrench, Combination Satin 12 mm 12 PT
J1213MASD	Wrench, Combination Satin 13 mm 12 PT
J1214MASD	Wrench, Combination Satin 14 mm 12 PT
J1215MASD	Wrench, Combination Satin 15 mm 12 PT
J1216MASD	Wrench, Combination Satin 16 mm 12 PT
J1217MASD	Wrench, Combination Satin 17 mm 12 PT
J1218MASD	Wrench, Combination Satin 18 mm 12 PT
J1219MASD	Wrench, Combination Satin 19 mm 12 PT
J1220MASD	Wrench, Combination Satin 20 mm 12 PT
J1221MASD	Wrench, Combination Satin 21 mm 12 PT
J1222MASD	Wrench, Combination Satin 22 mm 12 PT
J1223MASD	Wrench, Combination Satin 23 mm 12 PT
J1224MASD	Wrench, Combination Satin 24 mm 12 PT
J30607	Wrench, Open-End Satin 6 mm x 7 mm
J30809	Wrench, Open-End Satin 8 mm x 9 mm
J31011	Wrench, Open-End Satin 10 mm x 11 mm
J31213	Wrench, Open-End Satin 12 mm x 13 mm
J31415	Wrench, Open-End Satin 14 mm x 15 mm
J31617	Wrench, Open-End Satin 16 mm x 17 mm
J31819	Wrench, Open-End Satin 18 mm x 19 mm
J32022	Wrench, Open-End Satin 20 mm x 22 mm
J32123	Wrench, Open-End Satin 21mm x 23 mm
J32426	Wrench, Open-End Satin 24 mm x 26 mm
J3707M	Wrench, Flare Nut Satin 7 x 8 mm 6 PT
J3709M	Wrench, Flare Nut Satin 9 x 11 mm 6 PT
J3710M	Wrench, Flare Nut Satin 10 x 12 mm 6 PT
J3713M	Wrench, Flare Nut Satin 13 x 14 mm 6 PT
J3715M	Wrench, Flare Nut Satin 15 x 17 mm 6 PT





157 PIECE METRIC INTERMEDIATE SET

- › 3/8" & 1/2" Drive tools.
- › Designed for fastener sizes 4 mm - 26 mm.
- › 73 - Sockets and Accessories
- › 27 - Wrenches
- › 15 - Striking and Struck Tools
- › 33 - Pliers and Snips
- › 12 - Screwdrivers
- › 17 - Miscellaneous Tools
- › Weight (lbs): 61.0 (Tools Only)

Tools Only



J99430

With Top Chest J542719-10SG-D



J99431A

With Top Chest J542719-8SG



J99432A



157 PIECE METRIC INTERMEDIATE SET (CONT'D)

Product #: **J99430**

INTERMEDIATE SETS

Contents	Description
JBM1106	Case, Blow Molded Red
JBM1207	Case, Blow Molded Red
J4968PB	Case, Blow Molded Red
J725/16S2	Chisel, Cape 7/32"
J765/16S2	Chisel, Diamond Point 3/16"
J86A1/4S2	Chisel, Cold 5/16"
J86A3/8S2	Chisel, Cold 7/16"
J86A7/16S2	Chisel, Cold 1/2"
J5260	Extension, 3/8" DR 3"
J5260-06	Extension, 3/8" DR 6"
J5460	Extension, 1/2" DR 2-1/2"
J5461	Extension, 1/2" DR 5"
J5463	Extension, 1/2" DR 10"
15-265	Hacksaw, Adjustable w/ Rubber Grip
J1316AVP	Hammer, Ball Pein, Anti-Vibe® 16 oz.
J57-532	Hammer, Dead Blow Combo Face 28 oz.
J5265	Handle, Hinge 3/8" DR
J5467	Handle, Hinge 1/2" DR 15-3/4"
J5480G	Handle, Sliding-T 3/8" DR
J4984	Hex Key Set, Metric 9 PC
J2108S2	Holder, Punch and Chisel
J2381	Pick, Cotter Pin Puller
J206G	Pliers, Diagonal Cutting w/ Grip 6-1/16"
J209G	Pliers, Diagonal Cutting HD w/ Grip 7-5/16"
J226G	Pliers, Needle Nose w/ Cutter 6-5/8"
J260SGXL	Pliers, XL Series Groove Joint w/ Grip 10"
J268G	Pliers, Lineman's w/ Grip 8-5/8"
J272G	Pliers, End Cutting High Leverage 8-1/4"
J278GXL	Pliers, XL Series Combo Slip-Joint w/ Grip 8"
J291XL	Pliers, Locking Straight Jaw 7-15/32"
J292XL	Pliers, Locking Curved Jaw 9-1/4"
J298	Pliers, Wire Strippers 8-1/4"
J380	Pliers Set, Small w/Replaceable Tips 18 PC
J2120S2	Pry Bar, Aligning 18"
J2126S2	Pry Bar, Rolling Head 12"
J413/8S2	Punch, Center 3/8"
J471/4X3/32S2	Punch, Pin 3/32"
J473/8X3/16S2	Punch, Pin 3/16"
J475/16X1/8S2	Punch, Pin 1/8"
J503/16S2	Punch, Starting 1/16"
J503/8S2	Punch, Starting 3/16"
J505/16S2	Punch, Starting 1/8"
J5249	Ratchet, Classic Pear Head 3/8" DR 7"
J5449	Ratchet, Classic Pear Head 1/2" DR 10"
J9521	Extractor, Screw 1/8"
J9522	Extractor, Screw 3/16"
J9523	Extractor, Screw 15/64"
J9524	Extractor, Screw 5/16"
J9525	Extractor, Screw 3/8"
JKB1404RP	Screwdriver, Slotted Round 1/4" x 4"
JK14112R	Screwdriver, Slotted Round Stubby 1/4" x 1-1/2"
JKB31604RP	Screwdriver, Slotted Round 3/16" x 4"
JKB3808RP	Screwdriver, Slotted Round 3/8" x 8"

Contents	Description
JKB3812RP	Screwdriver, Slotted Round 3/8" x 12"
JKB51606RP	Screwdriver, Slotted Round 5/16" x 6"
JPO103R	Screwdriver, Phillips Round # 1 x 3"
JPO204R	Screwdriver, Phillips Round # 2 x 4"
JPO2112R	Screwdriver, Phillips Round Stubby # 2 x 1-1/2"
JPO306R	Screwdriver, Phillips Round # 3 x 6"
JPO408R	Screwdriver, Phillips Round # 4 x 8"
JPP0003R	Screwdriver, Phillips Round # 0 x 3"
J303S	Snips, Aviation Straight
J4990-10M	Socket, Hex Bit 3/8" 10 mm
J4990-4M	Socket, Hex Bit 3/8" 4 mm
J4990-5M	Socket, Hex Bit 3/8" 5 mm
J4990-6M	Socket, Hex Bit 3/8" 6 mm
J4990-7M	Socket, Hex Bit 3/8" 7 mm
J4990-8M	Socket, Hex Bit 3/8" 8 mm
J4990-9M	Socket, Hex Bit 3/8" DR 9 mm
J5008M	Socket, Deep 3/8" DR 8 mm 12 PT
J5009M	Socket, Deep 3/8" DR 9 mm 12 PT
J5010M	Socket, Deep 3/8" DR 10 mm 12 PT
J5011M	Socket, Deep 3/8" DR 11 mm 12 PT
J5012M	Socket, Deep 3/8" DR 12 mm 12 PT
J5013M	Socket, Deep 3/8" DR 13 mm 12 PT
J5014M	Socket, Deep 3/8" DR 14 mm 12 PT
J5015M	Socket, Deep 3/8" DR 15 mm 12 PT
J5016M	Socket, Deep 3/8" DR 16 mm 12 PT
J5017M	Socket, Deep 3/8" DR 17 mm 12 PT
J5018M	Socket, Deep 3/8" DR 18 mm 12 PT
J5019M	Socket, Deep 3/8" DR 19 mm 12 PT
J5208M	Socket, 3/8" DR 8 mm 12 PT
J5209M	Socket, 3/8" DR 9 mm 12 PT
J5210M	Socket, 3/8" DR 10 mm 12 PT
J5211M	Socket, 3/8" DR 11 mm 12 PT
J5212M	Socket, 3/8" DR 12 mm 12 PT
J5213M	Socket, 3/8" DR 13 mm 12 PT
J5214M	Socket, 3/8" DR 14 mm 12 PT
J5215M	Socket, 3/8" DR 15 mm 12 PT
J5216M	Socket, 3/8" DR 16 mm 12 PT
J5217M	Socket, 3/8" DR 17 mm 12 PT
J5218M	Socket, 3/8" DR 18 mm 12 PT
J5219M	Socket, 3/8" DR 19 mm 12 PT
J5316M	Socket, Deep 1/2" DR 16 mm 12 PT
J5317M	Socket, Deep 1/2" DR 17 mm 12 PT
J5318M	Socket, Deep 1/2" DR 18 mm 12 PT
J5319M	Socket, Deep 1/2" DR 19 mm 12 PT
J5320M	Socket, Deep 1/2" DR 20 mm 12 PT
J5321M	Socket, Deep 1/2" DR 21 mm 12 PT
J5322M	Socket, Deep 1/2" DR 22 mm 12 PT
J5324M	Socket, Deep 1/2" DR 24 mm 12 PT
J5325M	Socket, Deep 1/2" DR 25 mm 12 PT
J5326M	Socket, Deep 1/2" DR 26 mm 12 PT
J5410M	Socket, 1/2" DR 10 mm 12 PT
J5411M	Socket, 1/2" DR 11 mm 12 PT
J5412M	Socket, 1/2" DR 12 mm 12 PT



Contents	Description
J5413M	Socket, 1/2" DR 13 mm 12 PT
J5414M	Socket, 1/2" DR 14 mm 12 PT
J5415M	Socket, 1/2" DR 15 mm 12 PT
J5416M	Socket, 1/2" DR 16 mm 12 PT
J5417M	Socket, 1/2" DR 17 mm 12 PT
J5418M	Socket, 1/2" DR 18 mm 12 PT
J5419M	Socket, 1/2" DR 19 mm 12 PT
J5420M	Socket, 1/2" DR 20 mm 12 PT
J5421M	Socket, 1/2" DR 21 mm 12 PT
J5422M	Socket, 1/2" DR 22 mm 12 PT
J5423M	Socket, 1/2" DR 23 mm 12 PT
J5424M	Socket, 1/2" DR 24 mm 12 PT
J5425M	Socket, 1/2" DR 25 mm 12 PT
J5426M	Socket, 1/2" DR 26 mm 12 PT
J5441-12M	Socket, Hex Bit 1/2" DR 12 mm
J5441-14M	Socket, Hex Bit 1/2" DR 14 mm
J5441-17M	Socket, Hex Bit 1/2" DR 17 mm
J25TR02C	Tool Roll, 12 Pocket
J25TR25C	Tool Roll, 6 Pockets
J25TR42C	Tool Roll, 18 Pockets
J25TR49C	Tool Roll, 5 Pockets
J5270A	Universal Joint, 3/8" DR
J5470A	Universal Joint, 1/2" DR
J706	Wrench, Adjustable Satin 6"
J710	Wrench, Adjustable Satin 10"

Contents	Description
J712	Wrench, Adjustable Satin 12"
J1207MA	Wrench, Combination Satin 7 mm 12 PT
J1208MA	Wrench, Combination Satin 8 mm 12 PT
J1209MA	Wrench, Combination Satin 9 mm 12 PT
J1210MASD	Wrench, Combination Satin 10 mm 12 PT
J1211MASD	Wrench, Combination Satin 11 mm 12 PT
J1212MASD	Wrench, Combination Satin 12 mm 12 PT
J1213MASD	Wrench, Combination Satin 13 mm 12 PT
J1214MASD	Wrench, Combination Satin 14 mm 12 PT
J1215MASD	Wrench, Combination Satin 15 mm 12 PT
J1216MASD	Wrench, Combination Satin 16 mm 12 PT
J1217MASD	Wrench, Combination Satin 17 mm 12 PT
J1218MASD	Wrench, Combination Satin 18 mm 12 PT
J1219MASD	Wrench, Combination Satin 19 mm 12 PT
J1220MASD	Wrench, Combination Satin 20 mm 12 PT
J1221MASD	Wrench, Combination Satin 21 mm 12 PT
J1222MASD	Wrench, Combination Satin 22 mm 12 PT
J1223MASD	Wrench, Combination Satin 23 mm 12 PT
J1224MASD	Wrench, Combination Satin 24 mm 12 PT
J30809	Wrench, Open-End Satin 8 mm x 9 mm
J31011	Wrench, Open-End Satin 10 mm x 11 mm
J31213	Wrench, Open-End Satin 12 mm x 13 mm
J31415	Wrench, Open-End Satin 14 mm x 15 mm
J31617	Wrench, Open-End Satin 16 mm x 17 mm
J31819	Wrench, Open-End Satin 18 mm x 19 mm



164 PIECE STARTER SET

- › 1/4", 3/8", 1/2", 3/4" Drive tools.
- › Designed for fastener sizes 3/16" - 2".
- › 85 - Sockets and Accessories
- › 19 - Wrenches
- › 16 - Striking and Struck Tools
- › 12 - Pliers
- › 12 - Screwdrivers
- › 20 - Miscellaneous Tools
- › Weight (lbs): 140.0 (tools Only)

Tools Only



J99700

With Roller Cabinet J542735-7SG



J99701A

With Roller Cabinet J542742-7SG



J99702A





Contents	Description
J5496-NA	Box, Storage 19"
J5696	Box, Storage 9-1/16"
J404	C-Clamp, Standard Service Deep Throat Screw - 0-4"
JBM1005	Case, Blow Molded Red
JBM1105	Case, Blow Molded Red
J725/16S2	Chisel, Cape 7/32"
J765/16S2	Chisel, Diamond Point 3/16"
J86A1/4S2	Chisel, Cold 5/16"
J86A3/8S2	Chisel, Cold 7/16"
J86A7/16S2	Chisel, Cold 1/2"
J4759	Extension, 1/4" DR 2"
J4761	Extension, 1/4" DR 6"
J5260	Extension, 3/8" DR 3"
J5262	Extension, 3/8" DR 12"
J5460	Extension, 1/2" DR 2-1/2"
J5461	Extension, 1/2" DR 5"
J5463	Extension, 1/2" DR 10"
J5661	Extension, 3/4" DR 8"
J5663	Extension, 3/4" DR 16"
J9521	Extractor, Screw 1/8"
J9522	Extractor, Screw 3/16"
J9523	Extractor, Screw 15/64"
J9524	Extractor, Screw 5/16"
J9525	Extractor, Screw 3/8"
15-265	Hacksaw, Adjustable w/ Rubber Grip
J1316AVP	Hammer, Ball Pein, Anti-Vibe® 16 oz.
J1332AVP	Hammer, Ball Pein, Anti-Vibe® 32 oz.
J57-532	Hammer, Dead Blow Combo Face 28 oz.
J5265	Handle, Hinge 3/8" DR
J5280G	Handle, Speed 1/4" DR 15-1/2"
J5468	Handle, Hinge 1/2" DR 18-5/8"
J5480G	Handle, Sliding-T 3/8" DR
J5668	Handle, Hinge 1/4" DR 5-3/4"
J5685	Handle, Sliding-T 1/4" DR
J2108S2	Holder, Punch and Chisel
10-099	Knife, Classic 99® Retractable Blade Utility, Gray
J209G	Pliers, Diagonal Cutting HD w/ Grip 7-5/16"
J226G	Pliers, Needle Nose w/ Cutter 6-5/8"
J260SGXL	Pliers, XL Series Groove Joint w/ Grip 10"
J265SGXL	Pliers, XL Series Groove Joint w/ Grip 16"
J268G	Pliers, Lineman's w/ Grip 8-5/8"
J272G	Pliers, End Cutting High Leverage 8-1/4"
J278GXL	Pliers, XL Series Combo Slip-Joint w/ Grip 8"
J291XL	Pliers, Locking Straight Jaw 7-15/32"
J298	Pliers, Wire Strippers 8-1/4"
J380	Pliers Set, Small w/Replaceable Tips 18 PC
J2120S2	Pry Bar, Aligning 18"
J2126S2	Pry Bar, Rolling Head 12"
J413/8S2	Punch, Center 3/8"
J471/4X3/32S2	Punch, Pin 3/32"
J473/8X3/16S2	Punch, Pin 3/16"
J475/16X1/8S2	Punch, Pin 1/8"
J503/16S2	Punch, Starting 1/16"

Contents	Description
J503/8S2	Punch, Starting 3/16"
J505/16S2	Punch, Starting 1/8"
J4749	Ratchet, Classic Pear Head 1/4" DR 5"
J5249	Ratchet, Classic Pear Head 3/8" DR 7"
J5449	Ratchet, Classic Pear Head 1/2" DR 10"
J5649	Ratchet, Classic Pear Head 3/4" DR 20"
J2343	Scraper, Carbon 1-1/2"
JKB1404RP	Screwdriver, Slotted Round 1/4" x 4"
JK14112R	Screwdriver, Slotted Round Stubby 1/4" x 1-1/2"
JKB31604RP	Screwdriver, Slotted Round 3/16" x 4"
JKB3808RP	Screwdriver, Slotted Round 3/8" x 8"
JKB3812RP	Screwdriver, Slotted Round 3/8" x 12"
JKB51606RP	Screwdriver, Slotted Round 5/16" x 6"
JP0103R	Screwdriver, Phillips Round # 1 x 3"
JP0204R	Screwdriver, Phillips Round # 2 x 4"
JP02112R	Screwdriver, Phillips Round Stubby # 2 x 1-1/2"
JP0306R	Screwdriver, Phillips Round # 3 x 6"
JP0408R	Screwdriver, Phillips Round # 4 x 8"
JPP0003R	Screwdriver, Phillips Round # 0 x 3"
J4982	Hex Key Set, 7 PC
J303S	Snips, Aviation Straight
J4706	Socket, 1/4" DR 3/16" 6 PT
J4707	Socket, 1/4" DR 7/32" 6 PT
J4708	Socket, 1/4" DR 1/4" 6 PT
J4709	Socket, 1/4" DR 9/32" 6 PT
J4710	Socket, 1/4" DR 5/16" 6 PT
J4711	Socket, 1/4" DR 11/32" 6 PT
J4712	Socket, 1/4" DR 3/8" 6 PT
J4714	Socket, 1/4" DR 7/16" 6 PT
J4716	Socket, 1/4" DR 1/2" 6 PT
J4718	Socket, 1/4" DR 9/16" 6 PT
J5010	Socket, Deep 3/8" DR 5/16" 12 PT
J5012	Socket, Deep 3/8" DR 3/8" 12 PT
J5014	Socket, Deep 3/8" DR 7/16" 12 PT
J5016	Socket, Deep 3/8" DR 1/2" 12 PT
J5018	Socket, Deep 3/8" DR 9/16" 12 PT
J5020	Socket, Deep 3/8" DR 5/8" 12 PT
J5022	Socket, Deep 3/8" DR 11/16" 12 PT
J5024	Socket, Deep 3/8" DR 3/4" 12 PT
J5026	Socket, Deep 3/8" DR 13/16" 12 PT
J5028	Socket, Deep 3/8" DR 7/8" 12 PT
J5212	Socket, 3/8" DR 3/8" 12 PT
J5214	Socket, 3/8" DR 7/16" 12 PT
J5216	Socket, 3/8" DR 1/2" 12 PT
J5218	Socket, 3/8" DR 9/16" 12 PT
J5220	Socket, 3/8" DR 5/8" 12 PT
J5222	Socket, 3/8" DR 11/16" 12 PT
J5224	Socket, 3/8" DR 3/4" 12 PT
J5226	Socket, 3/8" DR 13/16" 12 PT
J5228	Socket, 3/8" DR 7/8" 12 PT
J5412	Socket, 1/2" DR 3/8" 12 PT
J5414	Socket, 1/2" DR 7/16" 12 PT
J5416	Socket, 1/2" DR 1/2" 12 PT



164 PIECE STARTER SET (CONT'D)**Product #: J99700**

Contents	Description
J5418	Socket, 1/2" DR 9/16" 12 PT
J5419	Socket, 1/2" DR 19/32" 12 PT
J5420	Socket, 1/2" DR 5/8" 12 PT
J5421	Socket, 1/2" DR 21/32" 12 PT
J5422	Socket, 1/2" DR 11/16" 12 PT
J5424	Socket, 1/2" DR 3/4" 12 PT
J5425	Socket, 1/2" DR 25/32" 12 PT
J5426	Socket, 1/2" DR 13/16" 12 PT
J5428	Socket, 1/2" DR 7/8" 12 PT
J5430	Socket, 1/2" DR 15/16" 12 PT
J5431	Socket, 1/2" DR 31/32" 12 PT
J5432	Socket, 1/2" DR 1" 12 PT
J5434	Socket, 1/2" DR 1-1/16" 12 PT
J5436	Socket, 1/2" DR 1-1/8" 12 PT
J5438	Socket, 1/2" DR 1-3/16" 12 PT
J5440	Socket, 1/2" DR 1-1/4" 12 PT
J5528	Socket, 3/4" DR 7/8" 12 PT
J5530	Socket, 3/4" DR 15/16" 12 PT
J5532	Socket, 3/4" DR 1" 12 PT
J5534	Socket, 3/4" DR 1-1/16" 12 PT
J5536	Socket, 3/4" DR 1-1/8" 12 PT
J5540	Socket, 3/4" DR 1-1/4" 12 PT
J5542	Socket, 3/4" DR 1-5/16" 12 PT
J5544	Socket, 3/4" DR 1-3/8" 12 PT
J5546	Socket, 3/4" DR 1-7/16" 12 PT
J5548	Socket, 3/4" DR 1-1/2" 12 PT
J5552	Socket, 3/4" DR 1-5/8" 12 PT
J5556	Socket, 3/4" DR 1-3/4" 12 PT
J5558	Socket, 3/4" DR 1-13/16" 12 PT
J5560	Socket, 3/4" DR 1-7/8" 12 PT

Contents	Description
J5564	Socket, 3/4" DR 2" 12 PT
J2585	Socket Bar, 9"
J2591	Socket Clip, 3/8" DR
J4769	Socket Driver, 1/4" DR
J25TR02C	Tool Roll, 12 Pocket
J25TR41C	Tool Roll, 15 Pockets
J25TR49C	Tool Roll, 5 Pockets
J4770A	Universal Joint, 1/4" DR
J5270A	Universal Joint, 3/8" DR
J5470A	Universal Joint, 1/2" DR
J706	Wrench, Adjustable Satin 6"
J710	Wrench, Adjustable Satin 10"
J712	Wrench, Adjustable Satin 12"
J814HD	Wrench, Pipe Cast Iron HD 14"
J1210A	Wrench, Combination Satin 5/16" 12 PT
J1212ASD	Wrench, Combination Satin 3/8" 12 PT
J1214ASD	Wrench, Combination Satin 7/16" 12 PT
J1216ASD	Wrench, Combination Satin 1/2" 12 PT
J1218ASD	Wrench, Combination Satin 9/16" 12 PT
J1220ASD	Wrench, Combination Satin 5/8" 12 PT
J1222ASD	Wrench, Combination Satin 11/16" 12 PT
J1224ASD	Wrench, Combination Satin 3/4" 12 PT
J1226ASD	Wrench, Combination Satin 13/16" 12 PT
J1228ASD	Wrench, Combination Satin 7/8" 12 PT
J1230ASD	Wrench, Combination Satin 15/16" 12 PT
J1232ASD	Wrench, Combination Satin 1" 12 PT
J1234ASD	Wrench, Combination Satin 1-1/16" 12 PT
J1236ASD	Wrench, Combination Satin 1-1/8" 12 PT
J1240ASD	Wrench, Combination Satin 1-1/4" 12 PT






148 PIECE STARTER MAINTENANCE TOOL SET

- › 3/8" drive tools.
- › Designed for fastener sizes 1/8" - 1".
- › 59 - Sockets and Accessories
- › 41 - Wrenches
- › 1 - Striking and Struck Tool
- › 3 - Pliers
- › 30 - Screwdrivers
- › 14 - Miscellaneous Tools
- › Weight (lbs): 45.0

Tools Only



J99660

With Top Chest J542719-12SG-D



J99661A

With Roller Cabinet J542742-7SG



J99662A



164 PIECE STARTER MAINTENANCE TOOL SET (CONT'D)

Product #: **J99660**

STARTER SETS

Contents	Description
J9200DPB	Case, Blow Molded Red
J5260	Extension, 3/8" DR 3"
J5260-06	Extension, 3/8" DR 6"
J5262	Extension, 3/8" DR 12"
J5268	Extension, Flexible 3/8" DR 8"
J1308AVP	Hammer, Ball Pein, Anti-Vibe® 8 oz.
J5265	Handle, Hinge 3/8" DR
J5280G	Handle, Speed 1/4" DR 15-1/2"
J5285	Handle, Sliding-T 3/4" DR
FMHT10311	Knife, FATMAX® Folding Pocket 7-5/8"
J9206	Nut Driver, 3/16" x 2-3/4"
J9207	Nut Driver, 7/32" x 2-3/4"
J9208	Nut Driver, 1/4" x 2-3/4"
J9209	Nut Driver, 9/32" x 2-3/4"
J9210	Nut Driver, 5/16" x 2-3/4"
J9211	Nut Driver, 11/32" x 2-3/4"
J9212	Nut Driver, 3/8" x 2-3/4"
J9214	Nut Driver 7/16" x 2-3/4"
J9216	Nut Driver, 1/2" x 2-3/4"
J9218	Nut Driver, 9/16" x 2-3/4"
J9220	Nut Driver, 5/8" x 2-3/4"
J206G	Pliers, Diagonal Cutting w/ Grip 6-1/16"
J222G	Pliers, Needle Nose Long Thin 6-1/16"
J276GXL	Pliers, XL Series Combo Slip-Joint w/ Grip 6"
J5247	Ratchet, Adapter 3/8" DR
J5249	Ratchet, Classic Pear Head 3/8" DR 7"
JC31604R	Screwdriver, Slotted Cabinet Round 3/16" x 4"
JC31608R	Screwdriver, Slotted Cabinet Round 3/16" x 8"
JCP1803R	Screwdriver, Slotted Cabinet Round 1/8" x 3"
JCP1804R	Screwdriver, Slotted Cabinet Round 1/8" x 4"
JCP1808R	Screwdriver, Slotted Cabinet Round 1/8" x 8"
JKB1404RP	Screwdriver, Slotted Round 1/4" x 4"
JK14112R	Screwdriver, Slotted Round Stubby 1/4" x 1-1/2"
JKB31604RP	Screwdriver, Slotted Round 3/16" x 4"
JKB3808RP	Screwdriver, Slotted Round 3/8" x 8"
JKB3812RP	Screwdriver, Slotted Round 3/8" x 12"
JKB51606RP	Screwdriver, Slotted Round 5/16" x 6"
JPO103R	Screwdriver, Phillips Round # 1 x 3"
JPO108R	Screwdriver, Phillips Round # 1 x 8"
JPO204R	Screwdriver, Phillips Round # 2 x 4"
JPO208R	Screwdriver, Phillips Round # 2 x 8"
JPO2112R	Screwdriver, Phillips Round Stubby # 2 x 1-1/2"
JPO306R	Screwdriver, Phillips Round # 3 x 6"
JPO408R	Screwdriver, Phillips Round # 4 x 8"
JPP0003R	Screwdriver, Phillips Round # 0 x 3"
J4980	Hex Key Set, 13 PC
J95218	Sheath, Folding Knife - Leather
J5246	Socket, Bit Screwdriver Slotted 3/8" DR 1/4"
J49901/4	Socket, Hex Bit 3/8" DR 1/4"
J49901/8	Socket, Hex Bit 3/8" DR 1/8"
J49903/16	Socket, Hex Bit 3/8" DR 3/16"
J49903/8	Socket, Hex Bit 3/8" DR 3/8"
J49905/16	Socket, Hex Bit 3/8" DR 5/16"

Contents	Description
J49905/32	Socket, Hex Bit 3/8" DR 5/32"
J49907/32	Socket, Hex Bit 3/8" DR 7/32"
J5008	Socket, Deep 3/8" DR 1/4" 12 PT
J5010	Socket, Deep 3/8" DR 5/16" 12 PT
J5012	Socket, Deep 3/8" DR 3/8" 12 PT
J5014	Socket, Deep 3/8" DR 7/16" 12 PT
J5016	Socket, Deep 3/8" DR 1/2" 12 PT
J5018	Socket, Deep 3/8" DR 9/16" 12 PT
J5020	Socket, Deep 3/8" DR 5/8" 12 PT
J5022	Socket, Deep 3/8" DR 11/16" 12 PT
J5024	Socket, Deep 3/8" DR 3/4" 12 PT
J5026	Socket, Deep 3/8" DR 13/16" 12 PT
J5028	Socket, Deep 3/8" DR 7/8" 12 PT
J5030	Socket, Deep 3/8" DR 15/16" 12 PT
J5032	Socket, Deep 3/8" DR 1" 12 PT
J5208	Socket, 3/8" DR 1/4" 12 PT
J5208S	Socket, 3/8" DR 1/4" 8 PT
J5210	Socket, 3/8" DR 5/16" 12 PT
J5210S	Socket, 3/8" DR 5/16" 8 PT
J5212	Socket, 3/8" DR 3/8" 12 PT
J5212S	Socket, 3/8" DR 3/8" 8 PT
J5214	Socket, 3/8" DR 7/16" 12 PT
J5214S	Socket, 3/8" DR 7/16" 8 PT
J5216	Socket, 3/8" DR 1/2" 12 PT
J5216S	Socket, 3/8" DR 1/2" 8 PT
J5218	Socket, 3/8" DR 9/16" 12 PT
J5220	Socket, 3/8" DR 5/8" 12 PT
J5222	Socket, 3/8" DR 11/16" 12 PT
J5224	Socket, 3/8" DR 3/4" 12 PT
J5226	Socket, 3/8" DR 13/16" 12 PT
J5228	Socket, 3/8" DR 7/8" 12 PT
J5230	Socket, 3/8" DR 15/16" 12 PT
J5232	Socket, 3/8" DR 1" 12 PT
J5273A	Socket, Universal 3/8" DR 3/8" 12 PT
J5274A	Socket, Universal 3/8" DR 7/16" 12 PT
J5275A	Socket, Universal 3/8" DR 1/2" 12 PT
J5276A	Socket, Universal 3/8" DR 9/16" 12 PT
J5277A	Socket, Universal 3/8" DR 5/8" 12 PT
J5278A	Socket, Universal 3/8" DR 11/16" 12 PT
J5279A	Socket, Universal 3/8" DR 3/4" 12 PT
J5241	Socket, Phillips Bit 3/8" DR #2
J5242	Socket, Phillips Bit 3/8" DR #3
J5243	Socket, Phillips Bit 3/8" DR #4
J25TR01C	Tool Roll, 7 Pockets
J25TR05C	Tool Roll, 10 Pockets
J25TR12C	Tool Roll, 8 Pockets
J25TR41C	Tool Roll, 15 Pockets
J5270A	Universal Joint, 3/8" DR
J708	Wrench, Adjustable Satin 8"
J1210A	Wrench, Combination Satin 5/16" 12 PT
J1212ASD	Wrench, Combination Satin 3/8" 12 PT
J1214ASD	Wrench, Combination Satin 7/16" 12 PT
J1216ASD	Wrench, Combination Satin 1/2" 12 PT



Contents	Description
J1218ASD	Wrench, Combination Satin 9/16" 12 PT
J1220ASD	Wrench, Combination Satin 5/8" 12 PT
J1222ASD	Wrench, Combination Satin 11/16" 12 PT
J1224ASD	Wrench, Combination Satin 3/4" 12 PT
J1226ASD	Wrench, Combination Satin 13/16" 12 PT
J1228ASD	Wrench, Combination Satin 7/8" 12 PT
J1230ASD	Wrench, Combination Satin 15/16" 12 PT
J1232ASD	Wrench, Combination Satin 1" 12 PT
J1234ASD	Wrench, Combination Satin 1-1/16" 12 PT
J1236ASD	Wrench, Combination Satin 1-1/8" 12 PT
J1240ASD	Wrench, Combination Satin 1-1/4" 12 PT
J3018	Wrench, Open-End Satin 1/4" x 5/16"
J3020	Wrench, Open-End Satin 3/8" x 5/16"
J3025	Wrench, Open-End Satin 7/16" x 1/2"
J3026	Wrench, Open-End Satin 1/2" x 9/16"
J3030	Wrench, Open-End Satin 9/16" x 5/8"
J3031	Wrench, Open-End Satin 5/8" x 3/4"
J3035	Wrench, Open-End Satin 11/16" x 3/4"

Contents	Description
J3040	Wrench, Open-End Satin 13/16" x 7/8"
J3045	Wrench, Open-End Satin 15/16" x 1"
J3050	Wrench, Open-End Satin 1-1/16" x 1-1/8"
J3751	Wrench, Combination Flare Nut Satin 3/8" 6 PT
J3752	Wrench, Combination Flare Nut Satin 7/16" 6 PT
J3753	Wrench, Combination Flare Nut Satin 1/2" 6 PT
J3754	Wrench, Combination Flare Nut Satin 9/16" 6 PT
J3755	Wrench, Combination Flare Nut Satin 5/8" 6 PT
J3756	Wrench, Combination Flare Nut Satin 11/16" 6 PT
J3757	Wrench, Combination Flare Nut Satin 3/4" 6 PT
J1204EFS	Wrench, Combination 1/8" 6 PT
J1205EFS	Wrench, Combination 5/32" 6 PT
J1206EFS	Wrench, Combination 3/16" 6 PT
J1208EFS	Wrench, Short Combination 1/4" 6 PT
J1209EFS	Wrench, Short Combination 9/32" 6 PT
J1210EFS	Wrench, Short Combination 5/16" 6 PT
J1211EFS	Wrench, Short Combination 11/32" 6 PT
J1212EFS	Wrench, Short Combination 3/8" 6 PT



126 PIECE STARTER MAINTENANCE SET

- › 1/4" & 3/8" Drive tools.
- › Designed for fastener sizes 1/16" - 1".
- › 107 - Sockets and Accessories
- › 16 - Wrenches
- › 1 - Striking and Struck Tool
- › 2 - Pliers
- › Weight (lbs): 34.0

Tools Only



J99810

With Top Chest J542719-10SG-D



J99811A

With Top Chest J542719-8SG



J99812A



Contents	Description
JBM1008	Case, Blow Molded Red
J4759	Extension, 1/4" DR 2"
J4760	Extension, 1/4" DR 3"
J4761	Extension, 1/4" DR 6"
J4765	Extension, Flexible 1/4" DR 6-1/4"
J5260	Extension, 3/8" DR 3"
J5260-06	Extension, 3/8" DR 6"
J5260W	Extension, Wobble 3/8" DR 3"
J5262	Extension, 3/8" DR 12"
J1308AVP	Hammer, Ball Pein, Anti-Vibe® 8 oz.
J4766	Handle, Hinge 1/4" DR

Contents	Description
J4785	Handle, Sliding-T 1" DR
J5265	Handle, Hinge 3/8" DR
J5280G	Handle, Speed 1/4" DR 15-1/2"
J5285	Handle, Sliding-T 3/4" DR
J276GXL	Pliers, XL Series Combo Slip-Joint w/ Grip 6"
J291XL	Pliers, Locking Straight Jaw 7-15/32"
J4749	Ratchet, Classic Pear Head 1/4" DR 5"
J5247	Ratchet, Adapter 3/8" DR
J5249	Ratchet, Classic Pear Head 3/8" DR 7"
J5246	Socket, Bit Screwdriver Slotted 3/8" DR 1/4"
J4706	Socket, 1/4" DR 3/16" 6 PT



Contents	Description
J4707	Socket, 1/4" DR 7/32" 6 PT
J4708	Socket, 1/4" DR 1/4" 6 PT
J4708S	Socket, 1/4" DR 1/4" 8 PT
J4709	Socket, 1/4" DR 9/32" 6 PT
J4710	Socket, 1/4" DR 5/16" 6 PT
J4710S	Socket, 1/4" DR 5/16" 8 PT
J4711	Socket, 1/4" DR 11/32" 6 PT
J4712	Socket, 1/4" DR 3/8" 6 PT
J4712S	Socket, 1/4" DR 3/8" 8 PT
J4714	Socket, 1/4" DR 7/16" 6 PT
J4716	Socket, 1/4" DR 1/2" 6 PT
J4718	Socket, 1/4" DR 9/16" 6 PT
J4706L	Socket, Deep 1/4" DR 3/16" 6 PT
J4707L	Socket, Deep 1/4" DR 7/32" 6 PT
J4708L	Socket, Deep 1/4" DR 1/4" 6 PT
J4709L	Socket, Deep 1/4" DR 9/32" 6 PT
J4710L	Socket, Deep 1/4" DR 5/16" 6 PT
J4711L	Socket, Deep 1/4" DR 11/32" 6 PT
J4712L	Socket, Deep 1/4" DR 3/8" 6 PT
J4714L	Socket, Deep 1/4" DR 1/2" 6 PT
J4716L	Socket, Deep 1/4" DR 7/16" 6 PT
J4718L	Socket, Deep 1/4" DR 9/16" 6 PT
J4743	Socket, Screwdriver Bit Slotted 1/4" DR 1/4"
J4744	Socket, Screwdriver Bit Slotted 1/4" DR 3/16"
J4745	Socket, Screwdriver Bit Slotted 1/4" DR 1/4"
J47701/16	Socket, Hex Bit 1/4" DR 1/16"
J47701/4	Socket, Hex Bit 1/4" DR 1/4"
J47701/8	Socket, Hex Bit 1/4" DR 1/8"
J47703/16	Socket, Hex Bit 1/4" DR 3/16"
J47703/32	Socket, Hex Bit 1/4" DR 3/32"
J47705/16	Socket, Hex Bit 1/4" DR 5/16"
J47705/32	Socket, Hex Bit 1/4" DR 5/32"
J47705/64	Socket, Hex Bit 1/4" DR 5/64"
J47707/32	Socket, Hex Bit 1/4" DR 7/32"
J47707/64	Socket, Hex Bit 1/4" DR 7/64"
J47709/64	Socket, Hex Bit 1/4" DR 9/64"
J49901/4	Socket, Hex Bit 3/8" DR 1/4"
J49901/8	Socket, Hex Bit 3/8" DR 1/8"
J49903/16	Socket, Hex Bit 3/8" DR 3/16"
J49903/8	Socket, Hex Bit 3/8" DR 3/8"
J49905/16	Socket, Hex Bit 3/8" DR 5/16"
J49905/32	Socket, Hex Bit 3/8" DR 5/32"
J49907/32	Socket, Hex Bit 3/8" DR 7/32"
J5008	Socket, Deep 3/8" DR 1/4" 12 PT
J5010	Socket, Deep 3/8" DR 5/16" 12 PT
J5012	Socket, Deep 3/8" DR 3/8" 12 PT
J5014	Socket, Deep 3/8" DR 7/16" 12 PT
J5016	Socket, Deep 3/8" DR 1/2" 12 PT
J5018	Socket, Deep 3/8" DR 9/16" 12 PT
J5020	Socket, Deep 3/8" DR 5/8" 12 PT
J5022	Socket, Deep 3/8" DR 11/16" 12 PT
J5024	Socket, Deep 3/8" DR 3/4" 12 PT
J5026	Socket, Deep 3/8" DR 13/16" 12 PT
J5028	Socket, Deep 3/8" DR 7/8" 12 PT

Contents	Description
J5030	Socket, Deep 3/8" DR 15/16" 12 PT
J5032	Socket, Deep 3/8" DR 1" 12 PT
J5208	Socket, 3/8" DR 1/4" 12 PT
J5208S	Socket, 3/8" DR 1/4" 8 PT
J5210	Socket, 3/8" DR 5/16" 12 PT
J5210S	Socket, 3/8" DR 5/16" 8 PT
J5212	Socket, 3/8" DR 3/8" 12 PT
J5212S	Socket, 3/8" DR 3/8" 8 PT
J5214	Socket, 3/8" DR 7/16" 12 PT
J5214S	Socket, 3/8" DR 7/16" 8 PT
J5216	Socket, 3/8" DR 1/2" 12 PT
J5216S	Socket, 3/8" DR 1/2" 8 PT
J5218	Socket, 3/8" DR 9/16" 12 PT
J5220	Socket, 3/8" DR 5/8" 12 PT
J5222	Socket, 3/8" DR 11/16" 12 PT
J5224	Socket, 3/8" DR 3/4" 12 PT
J5226	Socket, 3/8" DR 13/16" 12 PT
J5228	Socket, 3/8" DR 7/8" 12 PT
J5230	Socket, 3/8" DR 15/16" 12 PT
J5232	Socket, 3/8" DR 1" 12 PT
J5273A	Socket, Universal 3/8" DR 3/8" 12 PT
J5274A	Socket, Universal 3/8" DR 7/16" 12 PT
J5275A	Socket, Universal 3/8" DR 1/2" 12 PT
J5276A	Socket, Universal 3/8" DR 9/16" 12 PT
J5277A	Socket, Universal 3/8" DR 5/8" 12 PT
J5278A	Socket, Universal 3/8" DR 11/16" 12 PT
J5279A	Socket, Universal 3/8" DR 3/4" 12 PT
J4737	Socket, Phillips Bit 1/4" DR #1
J4738	Socket, Phillips Bit 1/4" DR #2
J5241	Socket, Phillips Bit 3/8" DR #2
J5242	Socket, Phillips Bit 3/8" DR #3
J5243	Socket, Phillips Bit 3/8" DR #4
J2584	Socket Bar, 6-1/4"
J2590	Socket Clip, 1/4" DR
J4769	Socket Driver, 1/4" DR
J25TR41C	Tool Roll, 15 Pockets
J4770A	Universal Joint, 1/4" DR
J5270A	Universal Joint, 3/8" DR
J706	Wrench, Adjustable Satin 6"
J1210A	Wrench, Combination Satin 5/16" 12 PT
J1212ASD	Wrench, Combination Satin 3/8" 12 PT
J1214ASD	Wrench, Combination Satin 7/16" 12 PT
J1216ASD	Wrench, Combination Satin 1/2" 12 PT
J1218ASD	Wrench, Combination Satin 9/16" 12 PT
J1220ASD	Wrench, Combination Satin 5/8" 12 PT
J1222ASD	Wrench, Combination Satin 11/16" 12 PT
J1224ASD	Wrench, Combination Satin 3/4" 12 PT
J1226ASD	Wrench, Combination Satin 13/16" 12 PT
J1228ASD	Wrench, Combination Satin 7/8" 12 PT
J1230ASD	Wrench, Combination Satin 15/16" 12 PT
J1232ASD	Wrench, Combination Satin 1" 12 PT
J1234ASD	Wrench, Combination Satin 1-1/16" 12 PT
J1236ASD	Wrench, Combination Satin 1-1/8" 12 PT
J1240ASD	Wrench, Combination Satin 1-1/4" 12 PT



98 PIECE STARTER MAINTENANCE TOOL SET

Product #: **J99480**

- › 3/8" Drive tools.
- › Designed for fastener sizes 1/4" - 1-1/4".
- › 33 - Sockets and Accessories
- › 21 - Wrenches
- › 13 - Striking and Struck Tools
- › 5 - Pliers
- › 12 - Screwdrivers
- › 14 - Miscellaneous Tools
- › Weight (lbs): 40.0





Contents	Description
JBM1104	Case, Blow Molded Red
J725/16S2	Chisel, Cape 7/32"
J765/16S2	Chisel, Diamond Point 3/16"
J86A1/4S2	Chisel, Cold 5/16"
J86A3/8S2	Chisel, Cold 7/16"
J86A7/16S2	Chisel, Cold 1/2"
J5260	Extension, 3/8" DR 3"
J5260-06	Extension, 3/8" DR 6"
J5262	Extension, 3/8" DR 12"
15-265	Hacksaw, Adjustable w/ Rubber Grip
J5265	Handle, Hinge 3/8" DR
J5280G	Handle, Speed 1/4" DR 15-1/2"
J2108S2	Holder, Punch and Chisel
J206G	Pliers, Diagonal Cutting w/ Grip 6-1/16"
J272G	Pliers, End Cutting High Leverage 8-1/4"
J278GXL	Pliers, XL Series Combo Slip-Joint w/ Grip 8"
J291XL	Pliers, Locking Straight Jaw 7-15/32"
J413/8S2	Punch, Center 3/8"
J471/4X3/32S2	Punch, Pin 3/32"
J473/8X3/16S2	Punch, Pin 3/16"
J475/16X1/8S2	Punch, Pin 1/8"
J503/16S2	Punch, Starting 1/16"
J503/8S2	Punch, Starting 3/16"
J505/16S2	Punch, Starting 1/8"
J5249	Ratchet, Classic Pear Head 3/8" DR 7"
JKB1404RP	Screwdriver, Slotted Round 1/4" x 4"
JK14112R	Screwdriver, Slotted Round Stubby 1/4" x 1-1/2"
JKB31604RP	Screwdriver, Slotted Round 3/16" x 4"
JKB3808RP	Screwdriver, Slotted Round 3/8" x 8"
JKB3812RP	Screwdriver, Slotted Round 3/8" x 12"
JKB51606RP	Screwdriver, Slotted Round 5/16" x 6"
JPO103R	Screwdriver, Phillips Round # 1 x 3"
JPO204R	Screwdriver, Phillips Round # 2 x 4"
JPO2112R	Screwdriver, Phillips Round Stubby # 2 x 1-1/2"
JPO306R	Screwdriver, Phillips Round # 3 x 6"
JPO408R	Screwdriver, Phillips Round # 4 x 8"
JPP0003R	Screwdriver, Phillips Round # 0 x 3"
J4980	Hex Key Set, 13 PC
J303S	Snips, Aviation Straight
J5012	Socket, Deep 3/8" DR 3/8" 12 PT
J5014	Socket, Deep 3/8" DR 7/16" 12 PT
J5016	Socket, Deep 3/8" DR 1/2" 12 PT
J5018	Socket, Deep 3/8" DR 9/16" 12 PT
J5020	Socket, Deep 3/8" DR 5/8" 12 PT
J5022	Socket, Deep 3/8" DR 11/16" 12 PT

Contents	Description
J5024	Socket, Deep 3/8" DR 3/4" 12 PT
J5026	Socket, Deep 3/8" DR 13/16" 12 PT
J5028	Socket, Deep 3/8" DR 7/8" 12 PT
J5208S	Socket, 3/8" DR 1/4" 8 PT
J5210S	Socket, 3/8" DR 5/16" 8 PT
J5212	Socket, 3/8" DR 3/8" 12 PT
J5212S	Socket, 3/8" DR 3/8" 8 PT
J5214	Socket, 3/8" DR 7/16" 12 PT
J5216	Socket, 3/8" DR 1/2" 12 PT
J5218	Socket, 3/8" DR 9/16" 12 PT
J5220	Socket, 3/8" DR 5/8" 12 PT
J5222	Socket, 3/8" DR 11/16" 12 PT
J5224	Socket, 3/8" DR 3/4" 12 PT
J5226	Socket, 3/8" DR 13/16" 12 PT
J5228	Socket, 3/8" DR 7/8" 12 PT
J5274A	Socket, Universal 3/8" DR 7/16" 12 PT
J5275A	Socket, Universal 3/8" DR 1/2" 12 PT
J5276A	Socket, Universal 3/8" DR 9/16" 12 PT
J5277A	Socket, Universal 3/8" DR 5/8" 12 PT
J5279A	Socket, Universal 3/8" DR 3/4" 12 PT
J25TR02C	Tool Roll, 12 Pocket
J25TR06C	Tool Roll, 5 Pocket
J25TR41C	Tool Roll, 15 Pockets
J5270A	Universal Joint, 3/8" DR
J706	Wrench, Adjustable Satin 6"
J1210A	Wrench, Combination Satin 5/16" 12 PT
J1212ASD	Wrench, Combination Satin 3/8" 12 PT
J1214ASD	Wrench, Combination Satin 7/16" 12 PT
J1216ASD	Wrench, Combination Satin 1/2" 12 PT
J1218ASD	Wrench, Combination Satin 9/16" 12 PT
J1220ASD	Wrench, Combination Satin 5/8" 12 PT
J1222ASD	Wrench, Combination Satin 11/16" 12 PT
J1224ASD	Wrench, Combination Satin 3/4" 12 PT
J1226ASD	Wrench, Combination Satin 13/16" 12 PT
J1228ASD	Wrench, Combination Satin 7/8" 12 PT
J1230ASD	Wrench, Combination Satin 15/16" 12 PT
J1232ASD	Wrench, Combination Satin 1" 12 PT
J1234ASD	Wrench, Combination Satin 1-1/16" 12 PT
J1236ASD	Wrench, Combination Satin 1-1/8" 12 PT
J1240ASD	Wrench, Combination Satin 1-1/4" 12 PT
J3021	Wrench, Open-End Satin 3/8" x 7/16"
J3026	Wrench, Open-End Satin 1/2" x 9/16"
J3030	Wrench, Open-End Satin 9/16" x 5/8"
J3035	Wrench, Open-End Satin 11/16" x 3/4"
J3040	Wrench, Open-End Satin 13/16" x 7/8"



78 PIECE STARTER SET

- › 1/2" Drive tools.
- › Designed for fastener sizes 5/16" - 1-1/4".
- › 30 - Sockets and Accessories
- › 17 - Wrenches
- › 10 - Striking and Struck Tools
- › 5 - Pliers
- › 7 - Screwdrivers
- › 9 - Miscellaneous Tools
- › Weight (lbs): 46.0 (Tools Only)

Tools Only



J99300

With Tool Box J9969R



J99301A





Contents	Description
JBM1205	Case, Blow Molded Red
J86A5/16S2	Chisel, Cold 3/8"
J86A5/8S2	Chisel, Cold 3/4"
J86A7/16S2	Chisel, Cold 1/2"
J5461	Extension, 1/2" DR 5"
J5463	Extension, 1/2" DR 10"
J1316AVP	Hammer, Ball Pein, Anti-Vibe® 16 oz.
J57-532	Hammer, Dead Blow Combo Face 28 oz.
J5467	Handle, Hinge 1/2" DR 15-3/4"
J4978	Hex Key Set, Folding 9 PC
J209G	Pliers, HD Diagonal Cutting w/ Grip 7"
J226G	Pliers, Needle Nose w/ Side Cutter & Grip 6"
J260SGXL	Pliers, XL Series Groove Joint w/ Grip 10"
J278GXL	Pliers, XL Series Combo Slip-Joint w/ Grip 8"
J291XL	Pliers, Locking Straight Jaw 7-15/32"
J411/2S2	Punch, Center 1/2"
J413/8S2	Punch, Center 3/8"
J48018S2	Punch, Pin Super Duty 1/8"
J48316S2	Punch, Pin Super Duty 3/16"
J961/2S2	Punch, Drift 1/4"
J5449	Ratchet, Classic Pear Head 1/2" DR 10"
JKB1404RP	Screwdriver, Slotted Round 1/4" x 4"
JK14112R	Screwdriver, Slotted Round Stubby 1/4" x 1-1/2"
JKB3808RP	Screwdriver, Slotted Round 3/8" x 8"
JKB51606RP	Screwdriver, Slotted Round 5/16" x 6"
JPO103R	Screwdriver, Phillips Round # 1 x 3"
JPO204R	Screwdriver, Phillips Round # 2 x 4"
JPO306R	Screwdriver, Phillips Round # 3 x 6"
J5316	Socket, 1/2" DR Deep 1/2" 12 PT
J5318	Socket, Deep 1/2" DR 9/16" 12 PT
J5320	Socket, Deep 1/2" DR 5/8" 12 PT
J5322	Socket, Deep 1/2" DR 11/16" 12 PT
J5324	Socket, Deep 1/2" DR 3/4" 12 PT
J5326	Socket, Deep 1/2" DR 13/16" 12 PT
J5328	Socket, Deep 1/2" DR 7/8" 12 PT
J5330	Socket, Deep 1/2" DR 15/16" 12 PT

Contents	Description
J5332	Socket, Deep 1/2" DR 1" 12 PT
J5334	Socket, Deep 1/2" DR 1-1/16" 12 PT
J5336	Socket, Deep 1/2" DR 1-1/8" 12 PT
J5340	Socket, Deep 1/2" DR 1-1/4" 12 PT
J5412	Socket, 1/2" DR 3/8" 12 PT
J5414	Socket, 1/2" DR 7/16" 12 PT
J5416	Socket, 1/2" DR 1/2" 12 PT
J5418	Socket, 1/2" DR 9/16" 12 PT
J5420	Socket, 1/2" DR 5/8" 12 PT
J5422	Socket, 1/2" DR 11/16" 12 PT
J5424	Socket, 1/2" DR 3/4" 12 PT
J5426	Socket, 1/2" DR 13/16" 12 PT
J5428	Socket, 1/2" DR 7/8" 12 PT
J5430	Socket, 1/2" DR 15/16" 12 PT
J5432	Socket, 1/2" DR 1" 12 PT
J5434	Socket, 1/2" DR 1-1/16" 12 PT
J5436	Socket, 1/2" DR 1-1/8" 12 PT
J5440	Socket, 1/2" DR 1-1/4" 12 PT
J25TR41C	Tool Roll, 15 Pockets
J708	Wrench, Adjustable Satin 8"
J712	Wrench, Adjustable Satin 12"
J1210A	Wrench, Combination Satin 5/16" 12 PT
J1212ASD	Wrench, Combination Satin 3/8" 12 PT
J1214ASD	Wrench, Combination Satin 7/16" 12 PT
J1216ASD	Wrench, Combination Satin 1/2" 12 PT
J1218ASD	Wrench, Combination Satin 9/16" 12 PT
J1220ASD	Wrench, Combination Satin 5/8" 12 PT
J1222ASD	Wrench, Combination Satin 11/16" 12 PT
J1224ASD	Wrench, Combination Satin 3/4" 12 PT
J1226ASD	Wrench, Combination Satin 13/16" 12 PT
J1228ASD	Wrench, Combination Satin 7/8" 12 PT
J1230ASD	Wrench, Combination Satin 15/16" 12 PT
J1232ASD	Wrench, Combination Satin 1" 12 PT
J1234ASD	Wrench, Combination Satin 1-1/16" 12 PT
J1236ASD	Wrench, Combination Satin 1-1/8" 12 PT
J1240ASD	Wrench, Combination Satin 1-1/4" 12 PT



62 PIECE STARTER SET

- › 3/8" Drive tools.
- › Designed for fastener sizes 3/8" - 7/8".
- › 22 - Sockets and Accessories
- › 11 - Wrenches
- › 10 - Striking and Struck Tools
- › 5 - Pliers
- › 5 - Screwdrivers
- › 9 - Miscellaneous Tools
- › Weight (lbs): 23.0 (Tools Only)

Tools Only



J99200

With Tool Box J9975R



J99201A





Contents	Description
JBM1102	Case, Blow Molded Red
J86A5/16S2	Chisel, Cold 3/8"
J86A5/8S2	Chisel, Cold 3/4"
J86A7/16S2	Chisel, Cold 1/2"
J5260	Extension, 3/8" DR 3"
J5260-06	Extension, 3/8" DR 6"
J1316AVP	Hammer, Ball Pein, Anti-Vibe® 16 oz.
J57-530	Hammer, Dead Blow Combo Face 15 oz.
J4978	Hex Key Set, Folding 9 PC
J209G	Pliers, HD Diagonal Cutting w/ Grip 7"
J226G	Pliers, Needle Nose w/ Side Cutter & Grip 6"
J260SGXL	Pliers, XL Series Groove Joint w/ Grip 10"
J278GXL	Pliers, XL Series Combo Slip-Joint w/ Grip 8"
J291XL	Pliers, Locking Straight Jaw 7-15/32"
J411/2S2	Punch, Center 1/2"
J413/8S2	Punch, Center 3/8"
J48018S2	Punch, Pin Super Duty 1/8"
J48316S2	Punch, Pin Super Duty 3/16"
J963/8S2	Punch, Drift 3/16"
J5249	Ratchet, Classic Pear Head 3/8" DR 7"
JKB1404RP	Screwdriver, Slotted Round 1/4" x 4"
JKB3808RP	Screwdriver, Slotted Round 3/8" x 8"
JKB51606RP	Screwdriver, Slotted Round 5/16" x 6"
JPO103R	Screwdriver, Phillips Round # 1 x 3"
JPO204R	Screwdriver, Phillips Round # 2 x 4"
J5012H	Socket, Deep 3/8" DR 3/8" 6 PT
J5014H	Socket, Deep 3/8" DR 7/16" 6 PT
J5016H	Socket, Deep 3/8" DR 1/2" 6 PT

Contents	Description
J5018H	Socket, Deep 3/8" DR 9/16" 6 PT
J5020H	Socket, Deep 3/8" DR 5/8" 6 PT
J5022H	Socket, Deep 3/8" DR 11/16" 6 PT
J5024H	Socket, Deep 3/8" DR 3/4" 6 PT
J5026H	Socket, Deep 3/8" DR 13/16" 6 PT
J5028H	Socket, Deep 3/8" DR 7/8" 6 PT
J5212H	Socket, 3/8" DR 3/8" 6 PT
J5214H	Socket, 3/8" DR 7/16" 6 PT
J5216H	Socket, 3/8" DR 1/2" 6 PT
J5218H	Socket, 3/8" DR 9/16" 6 PT
J5220H	Socket, 3/8" DR 5/8" 6 PT
J5222H	Socket, 3/8" DR 11/16" 6 PT
J5224H	Socket, 3/8" DR 3/4" 6 PT
J5226H	Socket, 3/8" DR 13/16" 6 PT
J5228H	Socket, 3/8" DR 7/8" 6 PT
J25TR37C	Tool Roll, 7 Pockets
J5270A	Universal Joint, 3/8" DR
J706	Wrench, Adjustable Satin 6"
J710	Wrench, Adjustable Satin 10"
J1212ASD	Wrench, Combination Satin 3/8" 12 PT
J1214ASD	Wrench, Combination Satin 7/16" 12 PT
J1216ASD	Wrench, Combination Satin 1/2" 12 PT
J1218ASD	Wrench, Combination Satin 9/16" 12 PT
J1220ASD	Wrench, Combination Satin 5/8" 12 PT
J1222ASD	Wrench, Combination Satin 11/16" 12 PT
J1224ASD	Wrench, Combination Satin 3/4" 12 PT
J1226ASD	Wrench, Combination Satin 13/16" 12 PT
J1228ASD	Wrench, Combination Satin 7/8" 12 PT



131 PIECE SMALL TOOL SET

- › 1/4" Drive tools.
- › Designed for fastener sizes 5/64" - 3/4".
- › 44 - Sockets and Accessories
- › 28 - Wrenches
- › 6 - Striking and Struck Tools
- › 14 - Pliers
- › 23 - Screwdrivers
- › 16 - Miscellaneous Tools
- › Weight (lbs): 25.0 (Tools Only)

Tools Only



J99100

With Tool Box J9993



J99101



Contents	Description
JBM1008	Case, Blow Molded Red
J86A3/16S2	Chisel, Cold 1/4"
J4764	Socket Spinner, Flexible 1/4" DR
J4759	Extension, 1/4" DR 2"
J4760	Extension, 1/4" DR 3"

Contents	Description
J4761	Extension, 1/4" DR 6"
J4763	Extension, 1/4" DR 14-3/32"
J4765	Extension, Flexible 1/4" DR 6-1/4"
J2302	File, Ignition Point
57-595	Hammer, Hickory Handle Soft Face, 16 oz.



Contents	Description
J1304AVP	Hammer, Ball Pein, Anti-Vibe® 4 oz.
J4766	Handle, Hinge 1/4" DR
J4780G	Handle, Speed 1/2" DR
J4785	Handle, Sliding-T 1" DR
J4980	Hex Key Set, 13 PC
JN113204R	Nut Driver, 11/32" x 4"
JN1204R	Nut Driver, 1/2" x 4"
JN1404R	Nut Driver, 1/4" x 4"
JN31604R	Nut Driver, 3/16" x 4"
JN3804R	Nut Driver, 3/8" x 4"
JN51604R	Nut Driver, 5/16" x 4"
JN71604R	Nut Driver, 7/16" x 4"
J209G	Pliers, Diagonal Cutting HD w/ Grip 7-5/16"
J220G	Pliers, Needle Nose 6-5/8"
J222G	Pliers, Needle Nose Long Thin 6-1/16"
J225G	Pliers, Bent Nose 6-5/16"
J226G	Pliers, Needle Nose w/ Cutter 6-5/8"
J227G	Pliers, Duckbill w/ Grip 7-25/32"
J260SGXL	Pliers, XL Series Groove Joint w/ Grip 10"
J261SGXL	Pliers, XL Series Groove Joint w/ Grip 5"
J282G	Pliers, Needle Nose 4-7/8"
J285G	Pliers, Diagonal Cutting w/ Grip 4-5/8"
J286LNXL	Pliers, Locking Mini Long Nose 6-29/32"
J291XL	Pliers, Locking Straight Jaw 7-15/32"
J298	Pliers, Wire Strippers 8-1/4"
J411/4S2	Punch, Center 1/4"
J441/4S2	Punch, Prick 1/4"
J48116S2	Punch, Pin Super Duty 1/16"
J4749	Ratchet, Classic Pear Head 1/4" DR 5"
J9884	Screw Starter, Phillips 5-3/4"
J341/4	Screwdriver, Offset Phillips # 1 / # 2
J361/4	Screwdriver, Slotted Offset 1/4"
66-568	Set, 100 Plus® Vinyl Grip Screwdriver, Round 8 PC
J308	Snips, Miniature 6-1/2"
J4706	Socket, 1/4" DR 3/16" 6 PT
J4707	Socket, 1/4" DR 7/32" 6 PT
J4708	Socket, 1/4" DR 1/4" 6 PT
J4708S	Socket, 1/4" DR 1/4" 8 PT
J4709	Socket, 1/4" DR 9/32" 6 PT
J4710	Socket, 1/4" DR 5/16" 6 PT
J4710S	Socket, 1/4" DR 5/16" 8 PT
J4711	Socket, 1/4" DR 11/32" 6 PT
J4712	Socket, 1/4" DR 3/8" 6 PT
J4712S	Socket, 1/4" DR 3/8" 8 PT
J4714	Socket, 1/4" DR 7/16" 6 PT
J4716	Socket, 1/4" DR 1/2" 6 PT
J4718	Socket, 1/4" DR 9/16" 6 PT
J4706L	Socket, Deep 1/4" DR 3/16" 6 PT
J4707L	Socket, Deep 1/4" DR 7/32" 6 PT
J4708L	Socket, Deep 1/4" DR 1/4" 6 PT
J4709L	Socket, Deep 1/4" DR 9/32" 6 PT
J4710L	Socket, Deep 1/4" DR 5/16" 6 PT

Contents	Description
J4711L	Socket, Deep 1/4" DR 11/32" 6 PT
J4712L	Socket, Deep 1/4" DR 3/8" 6 PT
J4714L	Socket, Deep 1/4" DR 1/2" 6 PT
J4716L	Socket, Deep 1/4" DR 7/16" 6 PT
J4718L	Socket, Deep 1/4" DR 9/16" 6 PT
J4743	Socket, Screwdriver Bit Slotted 1/4" DR 1/4"
J4744	Socket, Screwdriver Bit Slotted 1/4" DR 3/16"
J4745	Socket, Screwdriver Bit Slotted 1/4" DR 1/4"
J4771A	Socket, Universal 1/4" DR 1/4" 6 PT
J4772A	Socket, Universal 1/4" DR 5/16" 6 PT
J4773A	Socket, Universal 1/4" DR 3/8" 6 PT
J4774A	Socket, Universal 1/4" DR 7/16" 6 PT
J4737	Socket, Phillips Bit 1/4" DR #1
J4738	Socket, Phillips Bit 1/4" DR #2
J4769	Socket Driver, 1/4" DR
J25TR12C	Tool Roll, 8 Pockets
J4770A	Universal Joint, 1/4" DR
J704G	Wrench, Adjustable w/ Grip 4"
J706G	Wrench, Adjustable w/ Grip 6"
J1208ES	Wrench, Short Combination Full Polish 1/4" - 12 PT
J1209ES	Wrench, Short Combination Full Polish 9/32" - 12 PT
J1210ES	Wrench, Short Combination Full Polish 5/16" - 12 PT
J1211ES	Wrench, Short Combination Full Polish 11/32" - 12 PT
J1212ES	Wrench, Short Combination Full Polish 3/8" - 12 PT
J1216EF	Wrench, Short Combination Satin 1/2" 6 PT
J1220ESB	Wrench, Short Combination Black Oxide 5/8" - 12 PT
J3210	Wrench, Ignition 13/64" x 15/64"
J3211	Wrench, Ignition 15/64" x 13/64"
J3215	Wrench, Ignition 7/32" x 1/4"
J3216	Wrench, Ignition 1/4" x 7/32"
J3220	Wrench, Ignition 9/32" x 5/16"
J3221	Wrench, Ignition 5/16" x 9/32"
J3225	Wrench, Ignition 11/32" x 3/8"
J3226	Wrench, Ignition 3/8" x 11/32"
J3328	Wrench, Angle Open-End Satin 7/16"
J3332	Wrench, Angle Open-End Satin 1/2"
J3336	Wrench, Angle Open-End Satin 9/16"
J3340	Wrench, Angle Open-End Satin 5/8"
J1204EFS	Wrench, Combination 1/8" 6 PT
J1205EFS	Wrench, Combination 5/32" 6 PT
J1206EFS	Wrench, Combination 3/16" 6 PT
J1208EFS	Wrench, Short Combination 1/4" 6 PT
J1209EFS	Wrench, Short Combination 9/32" 6 PT
J1210EFS	Wrench, Short Combination 5/16" 6 PT
J1211EFS	Wrench, Short Combination 11/32" 6 PT
J1212EFS	Wrench, Short Combination 3/8" 6 PT
J1214ES	Wrench, Short Combination Full Polish 7/16" 12 PT
J1216ES	Wrench, Short Combination 1/2" 12 PT
J1218ES	Wrench, Short Combination Full Polish 9/16" 12 PT
J1222ES	Wrench, Short Combination Full Polish 11/16" 12 PT
J1224ES	Wrench, Short Combination Full Polish 3/4" 12 PT



111 PIECE METRIC ADD-ON SET

- ▶ 1/4", 3/8", 1/2" Drive tools.
- ▶ Designed for fastener sizes 4 mm - 24 mm.
- ▶ 84 - Sockets and Accessories
- ▶ 18 - Wrenches
- ▶ 9 - Hex Keys
- ▶ Weight (lbs): 28.0 (Tools Only)

Tools Only



J99570

With Intermediate Chest J542710-4SG-IC



J99571A



Contents	Description
J4968PB	Case, Blow Molded Red
J4984	Hex Key Set, Metric 9 PC
J4704M	Socket, 1/4" DR 4 mm 6 PT
J47055M	Socket, 1/4" DR 5.5 mm 6 PT
J4705M	Socket, 1/4" DR 5 mm 6 PT

Contents	Description
J4706M	Socket, 1/4" DR 6 mm 6 PT
J4707M	Socket, 1/4" DR 7 mm 6 PT
J4708M	Socket, 1/4" DR 8 mm 6 PT
J4709M	Socket, 1/4" DR 9 mm 6 PT
J4710M	Socket, 1/4" DR 10 mm 6 PT



Contents	Description
J4711M	Socket, 1/4" DR 11 mm 6 PT
J4712M	Socket, 1/4" DR 12 mm 6 PT
J4713M	Socket, 1/4" DR 13 mm 6 PT
J4714M	Socket, 1/4" DR 14 mm 6 PT
J4704LM	Socket, 1/4" DR Deep 4 mm 6 PT
J47055LM	Socket, Deep 1/4" DR 5.5 mm 6 PT
J4705LM	Socket, Deep 1/4" DR 5 mm 6 PT
J4706LM	Socket, Deep 1/4" DR 6 mm 6 PT
J4707LM	Socket, Deep 1/4" DR 7 mm 6 PT
J4708LM	Socket, Deep 1/4" DR 8 mm 6 PT
J4709LM	Socket, Deep 1/4" DR 9 mm 6 PT
J4710LM	Socket, Deep 1/4" DR 10 mm 6 PT
J4711LM	Socket, Deep 1/4" DR 11 mm 6 PT
J4712LM	Socket, Deep 1/4" DR 12 mm 6 PT
J4713LM	Socket, Deep 1/4" DR 13 mm 6 PT
J4714LM	Socket, Deep 1/4" DR 14 mm 6 PT
J4990-10M	Socket, Hex Bit 3/8" 10 mm
J4990-4M	Socket, Hex Bit 3/8" 4 mm
J4990-5M	Socket, Hex Bit 3/8" 5 mm
J4990-6M	Socket, Hex Bit 3/8" 6 mm
J4990-7M	Socket, Hex Bit 3/8" 7 mm
J4990-8M	Socket, Hex Bit 3/8" 8 mm
J4990-9M	Socket, Hex Bit 3/8" DR 9 mm
J5008M	Socket, Deep 3/8" DR 8 mm 12 PT
J5009M	Socket, Deep 3/8" DR 9 mm 12 PT
J5010M	Socket, Deep 3/8" DR 10 mm 12 PT
J5011M	Socket, Deep 3/8" DR 11 mm 12 PT
J5012M	Socket, Deep 3/8" DR 12 mm 12 PT
J5013M	Socket, Deep 3/8" DR 13 mm 12 PT
J5014M	Socket, Deep 3/8" DR 14 mm 12 PT
J5015M	Socket, Deep 3/8" DR 15 mm 12 PT
J5016M	Socket, Deep 3/8" DR 16 mm 12 PT
J5017M	Socket, Deep 3/8" DR 17 mm 12 PT
J5018M	Socket, Deep 3/8" DR 18 mm 12 PT
J5019M	Socket, Deep 3/8" DR 19 mm 12 PT
J5208M	Socket, 3/8" DR 8 mm 12 PT
J5209M	Socket, 3/8" DR 9 mm 12 PT
J5210M	Socket, 3/8" DR 10 mm 12 PT
J5211M	Socket, 3/8" DR 11 mm 12 PT
J5212M	Socket, 3/8" DR 12 mm 12 PT
J5213M	Socket, 3/8" DR 13 mm 12 PT
J5214M	Socket, 3/8" DR 14 mm 12 PT
J5215M	Socket, 3/8" DR 15 mm 12 PT
J5216M	Socket, 3/8" DR 16 mm 12 PT
J5217M	Socket, 3/8" DR 17 mm 12 PT
J5218M	Socket, 3/8" DR 18 mm 12 PT
J5219M	Socket, 3/8" DR 19 mm 12 PT
J5310M	Socket, Deep 1/2" DR 10 mm 12 PT
J5311M	Socket, Deep 1/2" DR 11 mm 12 PT
J5312M	Socket, Deep 1/2" DR 12 mm 12 PT
J5313M	Socket, Deep 1/2" DR 13 mm 12 PT
J5314M	Socket, Deep 1/2" DR 14 mm 12 PT
J5315M	Socket, Deep 1/2" DR 15 mm 12 PT

Contents	Description
J5316M	Socket, Deep 1/2" DR 16 mm 12 PT
J5317M	Socket, Deep 1/2" DR 17 mm 12 PT
J5318M	Socket, Deep 1/2" DR 18 mm 12 PT
J5319M	Socket, Deep 1/2" DR 19 mm 12 PT
J5320M	Socket, Deep 1/2" DR 20 mm 12 PT
J5321M	Socket, Deep 1/2" DR 21 mm 12 PT
J5322M	Socket, Deep 1/2" DR 22 mm 12 PT
J5323M	Socket, Deep 1/2" DR 23 mm 12 PT
J5324M	Socket, Deep 1/2" DR 24 mm 12 PT
J5410M	Socket, 1/2" DR 10 mm 12 PT
J5411M	Socket, 1/2" DR 11 mm 12 PT
J5412M	Socket, 1/2" DR 12 mm 12 PT
J5413M	Socket, 1/2" DR 13 mm 12 PT
J5414M	Socket, 1/2" DR 14 mm 12 PT
J5415M	Socket, 1/2" DR 15 mm 12 PT
J5416M	Socket, 1/2" DR 16 mm 12 PT
J5417M	Socket, 1/2" DR 17 mm 12 PT
J5418M	Socket, 1/2" DR 18 mm 12 PT
J5419M	Socket, 1/2" DR 19 mm 12 PT
J5420M	Socket, 1/2" DR 20 mm 12 PT
J5421M	Socket, 1/2" DR 21 mm 12 PT
J5422M	Socket, 1/2" DR 22 mm 12 PT
J5423M	Socket, 1/2" DR 23 mm 12 PT
J5424M	Socket, 1/2" DR 24 mm 12 PT
J5441-12M	Socket, Hex Bit 1/2" DR 12 mm
J5441-14M	Socket, Hex Bit 1/2" DR 14 mm
J5441-17M	Socket, Hex Bit 1/2" DR 17 mm
J2585	Socket Bar, 9"
J2586	Socket Bar, 13"
J2587	Socket Bar, 17"
J2590	Socket Clip, 1/4" DR
J2591	Socket Clip, 3/8" DR
J2592	Socket Clip, 1/2" DR
J25TR42C	Tool Roll, 18 Pockets
J1207MA	Wrench, Combination Satin 7 mm 12 PT
J1208MA	Wrench, Combination Satin 8 mm 12 PT
J1209MA	Wrench, Combination Satin 9 mm 12 PT
J1210MASD	Wrench, Combination Satin 10 mm 12 PT
J1211MASD	Wrench, Combination Satin 11 mm 12 PT
J1212MASD	Wrench, Combination Satin 12 mm 12 PT
J1213MASD	Wrench, Combination Satin 13 mm 12 PT
J1214MASD	Wrench, Combination Satin 14 mm 12 PT
J1215MASD	Wrench, Combination Satin 15 mm 12 PT
J1216MASD	Wrench, Combination Satin 16 mm 12 PT
J1217MASD	Wrench, Combination Satin 17 mm 12 PT
J1218MASD	Wrench, Combination Satin 18 mm 12 PT
J1219MASD	Wrench, Combination Satin 19 mm 12 PT
J1220MASD	Wrench, Combination Satin 20 mm 12 PT
J1221MASD	Wrench, Combination Satin 21 mm 12 PT
J1222MASD	Wrench, Combination Satin 22 mm 12 PT
J1223MASD	Wrench, Combination Satin 23 mm 12 PT
J1224MASD	Wrench, Combination Satin 24 mm 12 PT



71 PIECE MASTER HEAVY EQUIPMENT SET

- ▶ 3/4", 1" Drive tools.
- ▶ Designed for fastener sizes 1" - 3-1/2".
- ▶ 46 - Sockets and Accessories
- ▶ 16 - Wrenches
- ▶ 3 - Striking and Struck Tools
- ▶ 6 - Miscellaneous Tools.
- ▶ Weight (lbs): 228.0 (Tools Only)

Tools Only



J98300

With Roller Cabinet J553441-8SG



J98301A





Contents	Description
J5453	Adapter, 3/4" F x 1/2" M
J5853	Adapter, 3/4" F x 1" M
J5854	Adapter, 1" F x 3/4" M
J5885	Drive Plug, Sliding 1" DR 3"
J5660	Extension, 3/4" DR 4"
J5661	Extension, 3/4" DR 8"
J5663	Extension, 3/4" DR 16"
J5861	Extension, 1" DR 8"
J5863	Extension, 1" DR 17"
J1332AVP	Hammer, Ball Pein, Anti-Vibe® 32 oz.
J1340AVP	Hammer, Ball Pein, Anti-Vibe® 40 oz.
J1430G	Hammer, Brass 1.5 Lb.
J5685	Handle, Sliding-T 1/4" DR
J5884	Handle, Hinge 3/8" DR 7-7/8"
J2120S2	Pry Bar, Aligning 18"
J2125	Pry Bar, Aligning 30"
J2126S2	Pry Bar, Rolling Head 12"
J2130S2	Pry Bar, Rolling Head 16"
J4011S	Puller, Spring Clip
J4012T	Puller, Tip Detachable
J4016A	Puller, Jaw 10 Ton Dual-Reach
J4017	Puller, Jaw 10 Ton Narrow
J4018	Puller, Jaw 10 Ton Cap Screw
J4225S	Puller, Screw Forcing Acme
J4226CA	Puller, Cross Arm 2 Way
J5647	Ratchet, Adapter 3/4" DR
J5649	Ratchet, Classic Pear Head 3/4" DR 20"
J5542	Socket, 3/4" DR 1-5/16" 12 PT
J5544	Socket, 3/4" DR 1-3/8" 12 PT
J5546	Socket, 3/4" DR 1-7/16" 12 PT
J5548	Socket, 3/4" DR 1-1/2" 12 PT
J5550	Socket, 3/4" DR 1-9/16" 12 PT
J5552	Socket, 3/4" DR 1-5/8" 12 PT
J5554	Socket, 3/4" DR 1-11/16" 12 PT
J5556	Socket, 3/4" DR 1-3/4" 12 PT
J5558	Socket, 3/4" DR 1-13/16" 12 PT
J5560	Socket, 3/4" DR 1-7/8" 12 PT
J5564	Socket, 3/4" DR 2" 12 PT
J5568	Socket, 3/4" DR 2-1/8" 12 PT
J5570	Socket, 3/4" DR 2-3/16" 12 PT


Contents	Description
J5572	Socket, 3/4" DR 2-1/4" 12 PT
J5576	Socket, 3/4" DR 2-3/8" 12 PT
J5542HL	Socket, Deep 3/4" DR 1-5/16" 6 PT
J5544HL	Socket, Deep 3/4" DR 1-3/8" 6 PT
J5546HL	Socket, Deep 3/4" DR 1-7/16" 6 PT
J5548HL	Socket, Deep 3/4" DR 1-1/2" 6 PT
J5552HL	Socket, Deep 3/4" DR 1-5/8" 6 PT
J5764	Socket, 1" DR 2" 12 PT
J5770	Socket, 1" DR 2-3/16" 12 PT
J5772	Socket, 1" DR 2-1/4" 12 PT
J5776	Socket, 1" DR 2-3/8" 12 PT
J5780	Socket, 1" DR 2-1/2" 12 PT
J5782	Socket, 1" DR 2-9/16" 12 PT
J5784	Socket, 1" DR 2-5/8" 12 PT
J5788	Socket, 1" DR 2-3/4" 12 PT
J5794	Socket, 1" DR 2-15/16" 12 PT
J5796	Socket, 1" DR 3" 12 PT
J5800	Socket, 1" DR 3-1/8" 12 PT
J5812	Socket, 1" DR 3-1/2" 12 PT
J5670	Universal Joint, 3/4" DR
J715	Wrench, Adjustable Satin 15"
J724	Wrench, Adjustable Satin 24"
J1232ASD	Wrench, Combination Satin 1" 12 PT
J1234ASD	Wrench, Combination Satin 1-1/16" 12 PT
J1236ASD	Wrench, Combination Satin 1-1/8" 12 PT
J1240ASD	Wrench, Combination Satin 1-1/4" 12 PT
J1242	Wrench, Combination Satin 1-5/16" 12 PT
J1244	Wrench, Combination Satin 1-3/8" 12 PT
J1246	Wrench, Combination Satin 1-7/16" 12 PT
J1248	Wrench, Combination Satin 1-1/2" 12 PT
J1252	Wrench, Combination Satin 1-5/8" 12 PT
J1254	Wrench, Combination Satin 1-11/16" 12 PT
J1256	Wrench, Combination Satin 1-3/4" 12 PT
J1258	Wrench, Combination Satin 1-13/16" 12 PT
J1260	Wrench, Combination Satin 1-7/8" 12 PT
J1264	Wrench, Combination Satin 2" 12 PT
J4332N	Puller, Hex Nut 5/8"-18 UNF
J4332P	Puller, Separator Plate, Size #2
J4332R	Puller, Separator Threaded Rod 5/8"



99 PIECE METRIC HEAVY EQUIPMENT SET

- › 3/8", 1/2", 3/4" Drive tools.
- › Designed for fastener sizes 7 mm - 60 mm.
- › 56 - Sockets and Accessories
- › 24 - Wrenches
- › 8 - Striking and Struck Tools
- › 5 - Pliers
- › 3 - Screwdrivers
- › 3 - Miscellaneous Tools
- › Weight (lbs): 91.0 (Tools Only)

Tools Only



J98320

With Top Chest J542715-6SG-D



J98321A

With Top Chest J542719-8SG



J98322A





Contents	Description
J5253	Adapter, 3/8" F x 1/2" M
J5653	Adapter, 1/2" F x 3/4" M
J86A5/16S2	Chisel, Cold 3/8"
J86A5/8S2	Chisel, Cold 3/4"
J5260	Extension, 3/8" DR 3"
J5261	Extension, 3/8" DR 8"
J5463	Extension, 1/2" DR 10"
J5661	Extension, 3/4" DR 8"
J00MM25	Feeler Gauge Set, Metric 25 Blade
J1312AVP	Hammer, Ball Pein, Anti-Vibe® 12 oz.
J1332AVP	Hammer, Ball Pein, Anti-Vibe® 32 oz.
J1364	Hammer, Soft Face Medium/Tough Tips 1-11/16"
J5280G	Handle, Speed 1/4" DR 15-1/2"
J5480G	Handle, Sliding-T 3/8" DR
J5668	Handle, Hinge 1/4" DR 5-3/4"
J207G	Pliers, Diagonal Cutting w/ Grip 7-5/16"
J226G	Pliers, Needle Nose w/ Cutter 6-5/8"
J260SGXL	Pliers, XL Series Groove Joint w/ Grip 10"
J2766XL	Pliers, XL Series Combo Slip-Joint 6" (Natural Finish)
J292XL	Pliers, Locking Curved Jaw 9-1/4"
J2126S2	Pry Bar, Rolling Head 12"
J417/16S2	Punch, Center 7/16"
J963/4S2	Punch, Drift 3/8"
J963/8S2	Punch, Drift 3/16"
J5249	Ratchet, Classic Pear Head 3/8" DR 7"
J5449	Ratchet, Classic Pear Head 1/2" DR 10"
J5649	Ratchet, Classic Pear Head 3/4" DR 20"
J2343	Scraper, Carbon 1-1/2"
JCP1806R	Screwdriver, Slotted Round Cabinet 1/8" x 6"
JK3808R	Screwdriver, Slotted Keystone Round 3/8" x 8"
JK51606R	Screwdriver, Slotted Keystone Round 5/16" x 6"
J5210M	Socket, 3/8" DR 10 mm 12 PT
J5211M	Socket, 3/8" DR 11 mm 12 PT
J5212M	Socket, 3/8" DR 12 mm 12 PT
J5213M	Socket, 3/8" DR 13 mm 12 PT
J5214M	Socket, 3/8" DR 14 mm 12 PT
J5215M	Socket, 3/8" DR 15 mm 12 PT
J5216M	Socket, 3/8" DR 16 mm 12 PT
J5217M	Socket, 3/8" DR 17 mm 12 PT
J5218M	Socket, 3/8" DR 18 mm 12 PT
J5219M	Socket, 3/8" DR 19 mm 12 PT
J5272AM	Socket, Universal 3/8" DR 9 mm 12 PT
J5273AM	Socket, Universal 3/8" DR 10 mm 12 PT
J5274AM	Socket, Universal 3/8" DR 11 mm 12 PT
J5275AM	Socket, Universal 3/8" DR 12 mm 12 PT
J5276AM	Socket, Universal 3/8" DR 13 mm 12 PT
J5277AM	Socket, Universal 3/8" DR 14 mm 12 PT
J5278AM	Socket, Universal 3/8" DR 15 mm 12 PT
J5413M	Socket, 1/2" DR 13 mm 12 PT
J5414M	Socket, 1/2" DR 14 mm 12 PT

Contents	Description
J5415M	Socket, 1/2" DR 15 mm 12 PT
J5416M	Socket, 1/2" DR 16 mm 12 PT
J5417M	Socket, 1/2" DR 17 mm 12 PT
J5418M	Socket, 1/2" DR 18 mm 12 PT
J5419M	Socket, 1/2" DR 19 mm 12 PT
J5421M	Socket, 1/2" DR 21 mm 12 PT
J5422M	Socket, 1/2" DR 22 mm 12 PT
J5424M	Socket, 1/2" DR 24 mm 12 PT
J5521M	Socket, 3/4" DR 21 mm 12 PT
J5522M	Socket, 3/4" DR 22 mm 12 PT
J5523M	Socket, 3/4" DR 23 mm 12 PT
J5524M	Socket, 3/4" DR 24 mm 12 PT
J5527M	Socket, 3/4" DR 27 mm 12 PT
J5528M	Socket, 3/4" DR 28 mm 12 PT
J5530M	Socket, 3/4" DR 30 mm 12 PT
J5532M	Socket, 3/4" DR 32 mm 12 PT
J5536M	Socket, 3/4" DR 36 mm 12 PT
J5541M	Socket, 3/4" DR 41 mm 12 PT
J5542M	Socket, 3/4" DR 42 mm 12 PT
J5546M	Socket, 3/4" DR 46 mm 12 PT
J5550M	Socket, 3/4" DR 50 mm 12 PT
J5555M	Socket, 3/4" DR 55 mm 12 PT
J5558M	Socket, 3/4" DR 58 mm 12 PT
J5560M	Socket, 3/4" DR 60 mm 12 PT
J25TR41C	Tool Roll, 15 Pockets
J5470A	Universal Joint, 1/2" DR
J1207MA	Wrench, Combination Satin 7 mm 12 PT
J1208MA	Wrench, Combination Satin 8 mm 12 PT
J1209MA	Wrench, Combination Satin 9 mm 12 PT
J1210MASD	Wrench, Combination Satin 10 mm 12 PT
J1211MASD	Wrench, Combination Satin 11 mm 12 PT
J1212MASD	Wrench, Combination Satin 12 mm 12 PT
J1213MASD	Wrench, Combination Satin 13 mm 12 PT
J1214MASD	Wrench, Combination Satin 14 mm 12 PT
J1215MASD	Wrench, Combination Satin 15 mm 12 PT
J1216MASD	Wrench, Combination Satin 16 mm 12 PT
J1217MASD	Wrench, Combination Satin 17 mm 12 PT
J1218MASD	Wrench, Combination Satin 18 mm 12 PT
J1219MASD	Wrench, Combination Satin 19 mm 12 PT
J1220MASD	Wrench, Combination Satin 20 mm 12 PT
J1221MASD	Wrench, Combination Satin 21 mm 12 PT
J1222MASD	Wrench, Combination Satin 22 mm 12 PT
J1224MASD	Wrench, Combination Satin 24 mm 12 PT
J1226MASD	Wrench, Combination Satin 26 mm 12 PT
J1228MASD	Wrench, Combination Satin 28 mm 12 PT
J1232MASD	Wrench, Combination Satin 32 mm 12 PT
J1236M	Wrench, Combination Satin 36 mm 12 PT
J1241M	Wrench, Combination Satin 41 mm 12 PT
J1246M	Wrench, Combination Satin 46 mm 12 PT
J1250M	Wrench, Combination Satin 50 mm 12 PT



172 PIECE RAILROAD ROADWAY MECHANIC'S SET

- › 1/2", 3/8" Drive tools.
- › Designed for fastener sizes 1/4" - 1-1/2".
- › 68 - Sockets and Accessories
- › 54 - Wrenches
- › 15 - Striking and Struck Tools
- › 25 - Pliers and Snips
- › 7 - Screwdrivers
- › 19 - Miscellaneous Tools.
- › Weight (lbs): 81.0 (Tools Only)

Tools Only



JTS-0172RR

With Roller Cabinet J553441-7SG



JTS-0172RRBX1A

With Roller Cabinet J542742-12SG



JTS-0172RRBX2A





Contents	Description
J725/16S2	Chisel, Cape 7/32"
J86001S2	Chisel, Cold Super Duty 1"
J86012S2	Chisel, Cold Super Duty 1/2"
J86038S2	Chisel, Cold Super Duty 3/8"
J5259B	Extension, Black Oxide 3/8" DR 1-3/4"
J5260-06B	Extension, Black Oxide 3/8" DR 6"
J5260B	Extension, Black Oxide 3/8" DR 3"
J5261B	Extension, Black Oxide 3/8" DR 8"
J5460B	Extension, Black Oxide, 1/2" DR 2-1/2"
J5461B	Extension, Black Oxide, 1/2" DR 5"
J5463B	Extension, Black Oxide, 1/2" DR 10"
J000AA	Feeler Gauge Set, Master 25 Blade
20-531	Hacksaw, FATMAX® High-Tension 12"
J1316PD	Hammer, Ball Pein, Wood Handle 16 oz.
JSF200	Hammer, Soft Face 15" w/out Tips SF20
JSF20T	Hammer Tip, Surface Protective 2" Tough
J4980	Hex Key Set, 13 PC
J2108S2	Holder, Punch and Chisel
J209G	Pliers, Diagonal Cutting HD w/ Grip 7-5/16"
J226G	Pliers, Needle Nose w/ Side Cutter & Grip 6"
J260SGXL	Pliers, XL Series Groove Joint w/ Grip 10"
J265SGXL	Pliers, XL Series Groove Joint w/ Grip 16"
J278GXL	Pliers, XL Series Combo Slip-Joint w/ Grip 8"
J291XL	Pliers, Locking Straight Jaw 7-15/32"
J292XL	Pliers, Locking Curved Jaw 9-1/4"
J298	Pliers, Wire Strippers 8-1/4"
J380	Pliers Set, Small w/Replaceable Tips 18 PC
J2116S2	Pry Bar, Aligning 16"
J2126S2	Pry Bar, Rolling Head 12"
J415/16S2	Punch, Center 5/16"
J48018S2	Punch, Pin Super Duty 1/8"
J48038S2	Punch, Pin Super Duty 3/8"
J48116S2	Punch, Pin Super Duty 1/16"
J48316S2	Punch, Pin Super Duty 3/16"
J48532S2	Punch, Pin Super Duty 5/32"
J961/2S2	Punch, Drift 1/4"
J965/16S2	Punch, Drift 1/8"
J5249BL	Ratchet, Classic Pear Head Black Oxide 3/8" DR 7"
J5449BL	Ratchet, Classic Pear Head Black Oxide 1/2" DR 10"
J2345	Retriever/Holder Tool, Flexible 23-1/2"
J2375	Retriever Tool, Pocket Magnetic 16-3/4 - 26-3/4"
J9853	Screw Starter, Slotted 5-5/8"
JKB1404RP	Screwdriver, Slotted Round 1/4" x 4"
JKB3808RP	Screwdriver, Slotted Round 3/8" x 8"
JK3810R	Screwdriver, Slotted Keystone Round 3/8" x 10"
JKB51606RP	Screwdriver, Slotted Round 5/16" x 6"
JP0204R	Screwdriver, Phillips Round # 2 x 4"
JP02112R	Screwdriver, Phillips Round Stubby # 2 x 1-1/2"
J5246	Socket, Bit Screwdriver Slotted 3/8" DR 1/4"
J49901/4	Socket, Hex Bit 3/8" DR 1/4"
J49901/8	Socket, Hex Bit 3/8" DR 1/8"
J49903/16	Socket, Hex Bit 3/8" DR 3/16"

Contents	Description
J49903/8	Socket, Hex Bit 3/8" DR 3/8"
J49905/16	Socket, Hex Bit 3/8" DR 5/16"
J49905/32	Socket, Hex Bit 3/8" DR 5/32"
J49907/32	Socket, Hex Bit 3/8" DR 7/32"
J5014B	Socket, Deep Black Oxide 3/8" DR 7/16" 12 PT
J5016B	Socket, Deep Black Oxide 3/8" DR 1/2" 12 PT
J5018B	Socket, Deep Black Oxide 3/8" DR 9/16" 12 PT
J5020B	Socket, Deep Black Oxide 3/8" DR 5/8" 12 PT
J5022B	Socket, Deep Black Oxide 3/8" DR 11/16" 12 PT
J5024B	Socket, Deep Black Oxide 3/8" DR 3/4" 12 PT
J5210B	Socket, Black Oxide 3/8" DR 5/16" 12 PT
J5212B	Socket, Black Oxide 3/8" DR 3/8" 12 PT
J5214B	Socket, Black Oxide 3/8" DR 7/16" 12 PT
J5216B	Socket, Black Oxide 3/8" DR 1/2" 12 PT
J5218B	Socket, Black Oxide 3/8" DR 9/16" 12 PT
J5220B	Socket, Black Oxide 3/8" DR 5/8" 12 PT
J5222B	Socket, Black Oxide 3/8" DR 11/16" 12 PT
J5224B	Socket, Black Oxide 3/8" DR 3/4" 12 PT
J5273A	Socket, Universal 3/8" DR 3/8" 12 PT
J5274A	Socket, Universal 3/8" DR 7/16" 12 PT
J5275A	Socket, Universal 3/8" DR 1/2" 12 PT
J5276A	Socket, Universal 3/8" DR 9/16" 12 PT
J5316B	Socket, Deep Black Oxide 1/2" DR 1/2" 12 PT
J5318B	Socket, Deep Black Oxide 1/2" DR 9/16" 12 PT
J5320B	Socket, Deep Black Oxide 1/2" DR 5/8" 12 PT
J5322B	Socket, Deep Black Oxide 1/2" DR 11/16" 12 PT
J5324B	Socket, Deep Black Oxide 1/2" DR 3/4" 12 PT
J5326B	Socket, Deep Black Oxide 1/2" DR 13/16" 12 PT
J5328B	Socket, Deep Black Oxide 1/2" DR 7/8" 12 PT
J5330B	Socket, Deep Black Oxide 1/2" DR 15/16" 12 PT
J5332B	Socket, Deep Black Oxide 1/2" DR 1" 12 PT
J5334B	Socket, Deep Black Oxide 1/2" DR 1-1/16" 12 PT
J5336B	Socket, Deep Black Oxide 1/2" DR 1-1/8" 12 PT
J5414B	Socket, Black Oxide 1/2" DR 7/16" 12 PT
J5416B	Socket, Black Oxide 1/2" DR 1/2" 12 PT
J5418B	Socket, Black Oxide 1/2" DR 9/16" 12 PT
J5420B	Socket, Black Oxide 1/2" DR 5/8" 12 PT
J5422B	Socket, Black Oxide 1/2" DR 11/16" 12 PT
J5424B	Socket, Black Oxide 1/2" DR 3/4" 12 PT
J5426B	Socket, Black Oxide 1/2" DR 13/16" 12 PT
J5428B	Socket, Black Oxide 1/2" DR 7/8" 12 PT
J5430B	Socket, Black Oxide 1/2" DR 15/16" 12 PT
J5432B	Socket, Black Oxide 1/2" DR 1" 12 PT
J5434B	Socket, Black Oxide 1/2" DR 1-1/16" 12 PT
J5436B	Socket, Black Oxide 1/2" DR 1-1/8" 12 PT
J5440B	Socket, Black Oxide 1/2" DR 1-1/4" 12 PT
J54411/2	Socket, Hex Bit 1/2" DR 1/2"
J54415/8	Socket, Hex Bit 1/2" DR 5/8"
J54419/16	Socket, Hex Bit 1/2" DR 9/16"
J5442B	Socket, Black Oxide 1/2" DR 1-5/16" 12 PT
J5444B	Socket, Black Oxide 1/2" DR 1-3/8" 12 PT
J5446B	Socket, Black Oxide 1/2" DR 1-7/16" 12 PT



172 PIECE RAILROAD ROADWAY MECHANIC'S SET (CONT'D)**Product #: JTS-0172RR**

Contents	Description
J5448B	Socket, Black Oxide 1/2" DR 1-1/2" 12 PT
J2585	Socket Bar, 9"
J2591	Socket Clip, 3/8" DR
J2592	Socket Clip, 1/2" DR
J25TR03C	Tool Roll, 7 Pockets
J25TR41C	Tool Roll, 15 Pockets
J5270A	Universal Joint, 3/8" DR
J5470A	Universal Joint, 1/2" DR
J708SL	Wrench, Adjustable Clik-Stop Black Oxide 8"
J712SL	Wrench, Adjustable Clik-Stop Black Oxide 12"
J715SL	Wrench, Adjustable Clik-Stop Black Oxide 15"
J810HD	Wrench, Pipe Cast Iron HD 10"
J818HD	Wrench, Pipe Cast Iron HD 18"
J1195-A	Wrench, Ratcheting Double Box 3/4" x 7/8" 12 PT
J1210EF	Wrench, Short Combination Satin 5/16" 6 PT
J1211EF	Wrench, Short Combination Satin 11/32" 6 PT
J1212BASD	Wrench, Combination Black Oxide 3/8" 12 PT
J1214BASD	Wrench, Combination Black Oxide 7/16" 12 PT
J1216BASD	Wrench, Combination Black Oxide 1/2" 12 PT
J1218BASD	Wrench, Combination Black Oxide 9/16" 12 PT
J1220BASD	Wrench, Combination Black Oxide 5/8" 12 PT

Contents	Description
J1222BASD	Wrench, Combination Black Oxide 11/16" 12 PT
J1224BASD	Wrench, Combination Black Oxide 3/4" 12 PT
J1226BASD	Wrench, Combination Black Oxide 13/16" 12 PT
J1228BASD	Wrench, Combination Black Oxide 7/8" 12 PT
J1230BASD	Wrench, Combination Black Oxide 15/16" 12 PT
J1232BASD	Wrench, Combination Black Oxide 1" 12 PT
J1234BASD	Wrench, Combination Black Oxide 1-1/16" 12 PT
J1236BASD	Wrench, Combination Black Oxide 1-1/8" 12 PT
J1240BASD	Wrench, Combination Black Oxide 1-1/4" 12 PT
J1244B	Wrench, Combination Black Oxide 1-3/8" 12 PT
J1246B	Wrench, Combination Black Oxide 1-7/16" 12 PT
J1248B	Wrench, Combination Black Oxide 1-1/2" 12 PT
J1730	Wrench, Obstruction Box Satin 9/16" x 5/8" 12 PT
J1731	Wrench, Obstruction Box Satin 5/8" x 3/4" 12 PT
J3812	Wrench, Ratcheting Flare Nut 3/8" 12 PT
J3814	Wrench, Ratcheting Flare Nut 7/16" 12 PT
J3816	Wrench, Ratcheting Flare Nut 1/2" 12 PT
J3818	Wrench, Ratcheting Flare Nut 9/16" 12 PT
J3820	Wrench, Ratcheting Flare Nut 5/8" 12 PT
J3822	Wrench, Ratcheting Flare Nut 11/16" 12 PT
J3824	Wrench, Ratcheting Flare Nut 3/4" 12 PT





141 PIECE RAILROAD ELECTRICIAN'S SET

- › 1/4", 3/8", 1/2" Drive tools.
- › Designed for fastener sizes 3/16" - 1-1/4".
- › 69 - Sockets and Accessories
- › 27 - Wrenches
- › 5 - Striking and Struck Tools
- › 7 - Pliers
- › 15 - Screwdrivers
- › 18 - Miscellaneous Tools
- › Enhanced version of Stanley Proto J98110 Railroad Electrician's set.
- › Weight (lbs): 45.0 (Tools Only)

Tools Only



JTS-0141RR

With Tool Box J9969R



JTS-0141RRBX1A



Contents	Description
J4759	Extension, 1/4" DR 2"
J4761	Extension, 1/4" DR 6"
J5260-06B	Extension, Black Oxide 3/8" DR 6"
J5260B	Extension, Black Oxide 3/8" DR 3"
J5461B	Extension, Black Oxide, 1/2" DR 5"
J5463B	Extension, Black Oxide, 1/2" DR 10"
20-531	Hacksaw, FATMAX® High-Tension 12"
J1312AVP	Hammer, Ball Pein, Anti-Vibe® 12 oz.
J5265BL	Handle, Hinge 3/8" DR 12"
J5468BL	Handle, Hinge Black Oxide 1/2" DR 18-5/8"
J4980	Hex Key Set, 13 PC
J2108S2	Holder, Punch and Chisel

Contents	Description
10-099	Knife, Classic 99® Retractable Blade Utility, Gray
JN113204R	Nut Driver, 11/32" x 4"
JN1204R	Nut Driver, 1/2" x 4"
JN1404R	Nut Driver, 1/4" x 4"
JN31604R	Nut Driver, 3/16" x 4"
JN3804R	Nut Driver, 3/8" x 4"
JN51604R	Nut Driver, 5/16" x 4"
JN71604R	Nut Driver, 7/16" x 4"
J209G	Pliers, Diagonal Cutting HD w/ Grip 7-5/16"
J226G	Pliers, Needle Nose w/ Cutter 6-5/8"
J235	Pliers, Small Angle Nose w/ Grip 5-1/4"
J260SGXL	Pliers, XL Series Groove Joint w/ Grip 10"

141 PIECE RAILROAD ELECTRICIAN'S SET (CONT'D)

Product #: **JTS-0141RR**

RAILROAD SETS

Contents	Description
J267G	Pliers, Lineman's New England Style 7-1/4"
J291XL	Pliers, Locking Straight Jaw 7-15/32"
J299	Pliers, Wire Stripper/Crimper 8-1/2"
J2116S2	Pry Bar, Aligning 16"
J48038S2	Punch, Pin Super Duty 3/8"
J48116S2	Punch, Pin Super Duty 1/16"
J48532S2	Punch, Pin Super Duty 5/32"
J4749BL	Ratchet, Classic Pear Head Black Oxide 1/4" DR 5"
J5249BL	Ratchet, Classic Pear Head Black Oxide 3/8" DR 7"
J5449BL	Ratchet, Classic Pear Head Black Oxide 1/2" DR 10"
J9866	Screw Starter, Slotted/Phillips 6-1/4"
JKB1404RP	Screwdriver, Slotted Round 1/4" x 4"
JKB31604RP	Screwdriver, Slotted Round 3/16" x 4"
JKB3808RP	Screwdriver, Slotted Round 3/8" x 8"
JK3810R	Screwdriver, Slotted Keystone Round 3/8" x 10"
JKB51606RP	Screwdriver, Slotted Round 5/16" x 6"
JP0103R	Screwdriver, Phillips Round # 1 x 3"
JP0204R	Screwdriver, Phillips Round # 2 x 4"
J4706	Socket, 1/4" DR 3/16" 6 PT
J4707	Socket, 1/4" DR 7/32" 6 PT
J4708	Socket, 1/4" DR 1/4" 6 PT
J4709	Socket, 1/4" DR 9/32" 6 PT
J4710	Socket, 1/4" DR 5/16" 6 PT
J4711	Socket, 1/4" DR 11/32" 6 PT
J4712	Socket, 1/4" DR 3/8" 6 PT
J4714	Socket, 1/4" DR 7/16" 6 PT
J4716	Socket, 1/4" DR 1/2" 6 PT
J4718	Socket, 1/4" DR 9/16" 6 PT
J4706L	Socket, Deep 1/4" DR 3/16" 6 PT
J4707L	Socket, Deep 1/4" DR 7/32" 6 PT
J4708L	Socket, Deep 1/4" DR 1/4" 6 PT
J4709L	Socket, Deep 1/4" DR 9/32" 6 PT
J4710L	Socket, Deep 1/4" DR 5/16" 6 PT
J4711L	Socket, Deep 1/4" DR 11/32" 6 PT
J4712L	Socket, Deep 1/4" DR 3/8" 6 PT
J4714L	Socket, Deep 1/4" DR 1/2" 6 PT
J4716L	Socket, Deep 1/4" DR 7/16" 6 PT
J4718L	Socket, Deep 1/4" DR 9/16" 6 PT
J5012B	Socket, Deep Black Oxide 3/8" DR 3/8" 12 PT
J5014B	Socket, Deep Black Oxide 3/8" DR 7/16" 12 PT
J5016B	Socket, Deep Black Oxide 3/8" DR 1/2" 12 PT
J5018B	Socket, Deep Black Oxide 3/8" DR 9/16" 12 PT
J5020B	Socket, Deep Black Oxide 3/8" DR 5/8" 12 PT
J5022B	Socket, Deep Black Oxide 3/8" DR 11/16" 12 PT
J5024B	Socket, Deep Black Oxide 3/8" DR 3/4" 12 PT
J5028B	Socket, Deep Black Oxide 3/8" DR 7/8" 12 PT
J5210B	Socket, Black Oxide 3/8" DR 5/16" 12 PT
J5212B	Socket, Black Oxide 3/8" DR 3/8" 12 PT
J5214B	Socket, Black Oxide 3/8" DR 7/16" 12 PT
J5216B	Socket, Black Oxide 3/8" DR 1/2" 12 PT
J5218B	Socket, Black Oxide 3/8" DR 9/16" 12 PT
J5220B	Socket, Black Oxide 3/8" DR 5/8" 12 PT
J5222B	Socket, Black Oxide 3/8" DR 11/16" 12 PT

Contents	Description
J5224B	Socket, Black Oxide 3/8" DR 3/4" 12 PT
J5273A	Socket, Universal 3/8" DR 3/8" 12 PT
J5274A	Socket, Universal 3/8" DR 7/16" 12 PT
J5275A	Socket, Universal 3/8" DR 1/2" 12 PT
J5276A	Socket, Universal 3/8" DR 9/16" 12 PT
J5412B	Socket, Black Oxide 1/2" DR 3/8" 12 PT
J5414B	Socket, Black Oxide 1/2" DR 7/16" 12 PT
J5416B	Socket, Black Oxide 1/2" DR 1/2" 12 PT
J5418B	Socket, Black Oxide 1/2" DR 9/16" 12 PT
J5420B	Socket, Black Oxide 1/2" DR 5/8" 12 PT
J5422B	Socket, Black Oxide 1/2" DR 11/16" 12 PT
J5424B	Socket, Black Oxide 1/2" DR 3/4" 12 PT
J5426B	Socket, Black Oxide 1/2" DR 13/16" 12 PT
J5428B	Socket, Black Oxide 1/2" DR 7/8" 12 PT
J5430B	Socket, Black Oxide 1/2" DR 15/16" 12 PT
J5432B	Socket, Black Oxide 1/2" DR 1" 12 PT
J5434B	Socket, Black Oxide 1/2" DR 1-1/16" 12 PT
J5436B	Socket, Black Oxide 1/2" DR 1-1/8" 12 PT
J5440B	Socket, Black Oxide 1/2" DR 1-1/4" 12 PT
J4769	Socket Driver, 1/4" DR
33-725	Tape Rule, FATMAX®, 1-1/4" x 25'
J25TR09C	Tool Roll, 9 Pockets
J25TR41C	Tool Roll, 15 Pockets
J4770A	Universal Joint, 1/4" DR
J74470P	Universal Joint, Impact 1/2" DR
J77270P	Universal Joint, Impact 3/8" DR
J706SL	Wrench, Adjustable Clic-Stop Black Oxide 6"
J708SL	Wrench, Adjustable Clic-Stop Black Oxide 8"
J1192-A	Wrench, Ratcheting Double Box 3/8" x 7/16" 6 PT
J1193-A	Wrench, Ratcheting Double Box 1/2" x 9/16" 6 PT
J1195-A	Wrench, Ratcheting Double Box 3/4" x 7/8" 12 PT
J1212BASP	Wrench, Combination Black Oxide 3/8" 12 PT
J1214BASP	Wrench, Combination Black Oxide 7/16" 12 PT
J1216BASP	Wrench, Combination Black Oxide 1/2" 12 PT
J1218BASP	Wrench, Combination Black Oxide 9/16" 12 PT
J1220BASP	Wrench, Combination Black Oxide 5/8" 12 PT
J1222BASP	Wrench, Combination Black Oxide 11/16" 12 PT
J1224BASP	Wrench, Combination Black Oxide 3/4" 12 PT
J1226BASP	Wrench, Combination Black Oxide 13/16" 12 PT
J1228BASP	Wrench, Combination Black Oxide 7/8" 12 PT
J1230BASP	Wrench, Combination Black Oxide 15/16" 12 PT
J1232BASP	Wrench, Combination Black Oxide 1" 12 PT
J1234BASP	Wrench, Combination Black Oxide 1-1/16" 12 PT
J1236BASP	Wrench, Combination Black Oxide 1-1/8" 12 PT
J1240BASP	Wrench, Combination Black Oxide 1-1/4" 12 PT
J3210	Wrench, Ignition 13/64" x 15/64"
J3211	Wrench, Ignition 15/64" x 13/64"
J3215	Wrench, Ignition 7/32" x 1/4"
J3216	Wrench, Ignition 1/4" x 7/32"
J3220	Wrench, Ignition 9/32" x 5/16"
J3221	Wrench, Ignition 5/16" x 9/32"
J3225	Wrench, Ignition 11/32" x 3/8"
J3226	Wrench, Ignition 3/8" x 11/32"





107 PIECE RAILROAD PIPE FITTER'S SET

- › 3/8", 1/2" Drive tools.
- › Designed for fastener sizes 3/8" - 1-1/4".
- › 46 - Sockets and Accessories
- › 25 - Wrenches
- › 8 - Striking and Struck Tools
- › 6 - Pliers and Snips
- › 5 - Screwdrivers
- › 16 - Miscellaneous Tools
- › Weight (lbs): 55.0 (tools Only)

Tools Only



JTS-0107RR

With Tool Box J9969R



JTS-0107RRBX1A



107 PIECE RAILROAD PIPE FITTER'S SET (CONT'D)

Product #: **JTS-0107RR**

Contents	Description
J7651	Adapter, Impact 1/2" F x 3/8" M
J721/4S2	Chisel, Cape 3/16"
J86034S2	Chisel, Cold Super Duty 3/4"
J86038S2	Chisel, Cold Super Duty 3/8"
J5260-06B	Extension, Black Oxide 3/8" DR 6"
J5260B	Extension, Black Oxide 3/8" DR 3"
J5262B	Extension, Black Oxide 3/8" DR 12"
J5461B	Extension, Black Oxide, 1/2" DR 5"
J5463B	Extension, Black Oxide, 1/2" DR 10"
J7181P	Extension, Impact 1/2" DR 5"
J7183-00	Extension, Impact 1/2" DR 10"
20-531	Hacksaw, FATMAX® High-Tension 12"
J1316AVP	Hammer, Ball Pein, Anti-Vibe® 16 oz.
J4993	Hex Key Set, Folding 9 PC
J2108S2	Holder, Punch and Chisel
FMHT43610	Level, FATMAX® Magnetic Cast Torpedo 9"
J2373	Mirror, Rectangular Telescoping 2-1/8"
J209G	Pliers, HD Diagonal Cutting w/ Grip 7"
J226G	Pliers, Needle Nose w/ Side Cutter & Grip 6"
J260SGXL	Pliers, XL Series Groove Joint w/ Grip 10"
J278GXL	Pliers, XL Series Combo Slip-Joint w/ Grip 8"
J292XL	Pliers, Locking Curved Jaw 9-1/4"
J2130S2	Pry Bar, Rolling Head 16"
J411/4S2	Punch, Center 1/4"
J48018S2	Punch, Pin Super Duty 1/8"
J48038S2	Punch, Pin Super Duty 3/8"
J48316S2	Punch, Pin Super Duty 3/16"
J5249BL	Ratchet, Classic Pear Head Black Oxide 3/8" DR 7"
J5449BL	Ratchet, Classic Pear Head Black Oxide 1/2" DR 10"
J5450BL	Ratchet, Long Classic Pear Head Black Oxide 1/2" DR 16"
J2377	Retriever Tool, Magnetic 19-1/2"
J2343	Scraper, Carbon 1-1/2"
JKB1404RP	Screwdriver, Slotted Round 1/4" x 4"
JKB31604RP	Screwdriver, Slotted Round 3/16" x 4"
JKB3808RP	Screwdriver, Slotted Round 3/8" x 8"
JKB51606RP	Screwdriver, Slotted Round 5/16" x 6"
JP0204R	Screwdriver, Phillips Round # 2 x 4"
J303S	Snips, Aviation Straight
J5240A	Socket, Slotted Screwdriver Bit 5/16" 3/8" DR
J5012B	Socket, Deep Black Oxide 3/8" DR 3/8" 12 PT
J5014B	Socket, Deep Black Oxide 3/8" DR 7/16" 12 PT
J5016B	Socket, Deep Black Oxide 3/8" DR 1/2" 12 PT
J5018B	Socket, Deep Black Oxide 3/8" DR 9/16" 12 PT
J5020B	Socket, Deep Black Oxide 3/8" DR 5/8" 12 PT
J5022B	Socket, Deep Black Oxide 3/8" DR 11/16" 12 PT
J5024B	Socket, Deep Black Oxide 3/8" DR 3/4" 12 PT
J5028B	Socket, Deep Black Oxide 3/8" DR 7/8" 12 PT
J5212B	Socket, Black Oxide 3/8" DR 3/8" 12 PT
J5214B	Socket, Black Oxide 3/8" DR 7/16" 12 PT
J5216B	Socket, Black Oxide 3/8" DR 1/2" 12 PT
J5218B	Socket, Black Oxide 3/8" DR 9/16" 12 PT

Contents	Description
J5220B	Socket, Black Oxide 3/8" DR 5/8" 12 PT
J5222B	Socket, Black Oxide 3/8" DR 11/16" 12 PT
J5224B	Socket, Black Oxide 3/8" DR 3/4" 12 PT
J5412B	Socket, Black Oxide 1/2" DR 3/8" 12 PT
J5414B	Socket, Black Oxide 1/2" DR 7/16" 12 PT
J5416B	Socket, Black Oxide 1/2" DR 1/2" 12 PT
J5418B	Socket, Black Oxide 1/2" DR 9/16" 12 PT
J5420B	Socket, Black Oxide 1/2" DR 5/8" 12 PT
J5422B	Socket, Black Oxide 1/2" DR 11/16" 12 PT
J5424B	Socket, Black Oxide 1/2" DR 3/4" 12 PT
J5426B	Socket, Black Oxide 1/2" DR 13/16" 12 PT
J5428B	Socket, Black Oxide 1/2" DR 7/8" 12 PT
J5430B	Socket, Black Oxide 1/2" DR 15/16" 12 PT
J5432B	Socket, Black Oxide 1/2" DR 1" 12 PT
J5434B	Socket, Black Oxide 1/2" DR 1-1/16" 12 PT
J5436B	Socket, Black Oxide 1/2" DR 1-1/8" 12 PT
J5438B	Socket, Black Oxide 1/2" DR 1-3/16" 12 PT
J5440B	Socket, Black Oxide 1/2" DR 1-1/4" 12 PT
J7424H	Socket, Impact 1/2" DR 3/4" 6 PT
J2587	Socket Bar, 17"
J2592	Socket Clip, 1/2" DR
33-116	Tape Rule, PowerLock®, 3/4" x 16'
J25TR41C	Tool Roll, 15 Pockets
J5270A	Universal Joint, 3/8" DR
J5470A	Universal Joint, 1/2" DR
J706SL	Wrench, Adjustable Klik-Stop Black Oxide 6"
J708SL	Wrench, Adjustable Klik-Stop Black Oxide 8"
J710SL	Wrench, Adjustable Klik-Stop Black Oxide 10"
J801	Wrench, Chain Universal 16-1/2"
J818HD	Wrench, Pipe Cast Iron HD 18"
J1192T-A	Wrench, Ratcheting Double Box 3/8" x 7/16" 12 PT
J1193T-A	Wrench, Ratcheting Double Box 1/2" x 9/16" 12 PT
J1194-A	Wrench, Ratcheting Double Box 5/8" x 11/16" 12 PT
J1195-A	Wrench, Ratcheting Double Box 3/4" x 7/8" 12 PT
J1212BASD	Wrench, Combination Black Oxide 3/8" 12 PT
J1214BASD	Wrench, Combination Black Oxide 7/16" 12 PT
J1216BASD	Wrench, Combination Black Oxide 1/2" 12 PT
J1218BASD	Wrench, Combination Black Oxide 9/16" 12 PT
J1220BASD	Wrench, Combination Black Oxide 5/8" 12 PT
J1222BASD	Wrench, Combination Black Oxide 11/16" 12 PT
J1224BASD	Wrench, Combination Black Oxide 3/4" 12 PT
J1226BASD	Wrench, Combination Black Oxide 13/16" 12 PT
J1228BASD	Wrench, Combination Black Oxide 7/8" 12 PT
J1230BASD	Wrench, Combination Black Oxide 15/16" 12 PT
J1232BASD	Wrench, Combination Black Oxide 1" 12 PT
J1234BASD	Wrench, Combination Black Oxide 1-1/16" 12 PT
J1236BASD	Wrench, Combination Black Oxide 1-1/8" 12 PT
J1240BASD	Wrench, Combination Black Oxide 1-1/4" 12 PT
J1725	Wrench, Obstruction Box Satin 7/16" x 1/2" 12 PT
J1731	Wrench, Obstruction Box Satin 5/8" x 3/4" 12 PT





89 PIECE RAILROAD MACHINIST'S SET

- › Designed for fastener sizes 3/8" through 1-1/4".
- › 36 - Sockets
- › 18 - Wrenches
- › 8 - Striking Tools
- › 4 - Pliers
- › 6 - Screwdrivers
- › 17 - Miscellaneous Tools
- › Enhanced version of Proto J98120.
- › Weight (lbs): 40.0 (Tools Only)

Tools Only



JTS-0089RR

With Tool Box J9969R



JTS-0089RRBX1A



89 PIECE RAILROAD MACHINIST'S SET (CONT'D)**Product #: JTS-0089RR**

Contents	Description
J721/4S2	Chisel, Cape 3/16"
J86012S2	Chisel, Cold Super Duty 1/2"
J5260-06B	Extension, Black Oxide 3/8" DR 6"
J5260B	Extension, Black Oxide 3/8" DR 3"
J5461B	Extension, Black Oxide, 1/2" DR 5"
J5463B	Extension, Black Oxide, 1/2" DR 10"
J000AA	Feeler Gauge Set, Master 25 Blade
20-531	Hacksaw, FATMAX® High-Tension 12"
J1324AVP	Hammer, Ball Pein, Anti-Vibe® 24 oz.
J5265BL	Handle, Hinge 3/8" DR 12"
J5468BL	Handle, Hinge Black Oxide 1/2" DR 18-5/8"
J4980	Hex Key Set, 13 PC
J2108S2	Holder, Punch and Chisel
J209G	Pliers, HD Diagonal Cutting w/ Grip 7"
J260SGXL	Pliers, XL Series Groove Joint w/ Grip 10"
J278GXL	Pliers, XL Series Combo Slip-Joint w/ Grip 8"
J291XL	Pliers, Locking Straight Jaw 7-15/32"
J2130S2	Pry Bar, Rolling Head 16"
J48018S2	Punch, Pin Super Duty 1/8"
J48038S2	Punch, Pin Super Duty 3/8"
J48116S2	Punch, Pin Super Duty 1/16"
J48532S2	Punch, Pin Super Duty 5/32"
J5249BL	Ratchet, Classic Pear Head Black Oxide 3/8" DR 7"
J5449BL	Ratchet, Classic Pear Head Black Oxide 1/2" DR 10"
J2343	Scraper, Carbon 1-1/2"
JKB1404RP	Screwdriver, Slotted Round 1/4" x 4"
JKB3808RP	Screwdriver, Slotted Round 3/8" x 8"
JK3810R	Screwdriver, Slotted Keystone Round 3/8" x 10"
JKB51606RP	Screwdriver, Slotted Round 5/16" x 6"
JP0306R	Screwdriver, Phillips Round # 3 x 6"
JP0408R	Screwdriver, Phillips Round # 4 x 8"
J5012B	Socket, Deep Black Oxide 3/8" DR 3/8" 12 PT
J5022B	Socket, Deep Black Oxide 3/8" DR 11/16" 12 PT
J5210B	Socket, Black Oxide 3/8" DR 5/16" 12 PT
J5212B	Socket, Black Oxide 3/8" DR 3/8" 12 PT
J5214B	Socket, Black Oxide 3/8" DR 7/16" 12 PT
J5216B	Socket, Black Oxide 3/8" DR 1/2" 12 PT
J5218B	Socket, Black Oxide 3/8" DR 9/16" 12 PT
J5220B	Socket, Black Oxide 3/8" DR 5/8" 12 PT

Contents	Description
J5222B	Socket, Black Oxide 3/8" DR 11/16" 12 PT
J5224B	Socket, Black Oxide 3/8" DR 3/4" 12 PT
J5273A	Socket, Universal 3/8" DR 3/8" 12 PT
J5274A	Socket, Universal 3/8" DR 7/16" 12 PT
J5275A	Socket, Universal 3/8" DR 1/2" 12 PT
J5276A	Socket, Universal 3/8" DR 9/16" 12 PT
J5412B	Socket, Black Oxide 1/2" DR 3/8" 12 PT
J5414B	Socket, Black Oxide 1/2" DR 7/16" 12 PT
J5416B	Socket, Black Oxide 1/2" DR 1/2" 12 PT
J5418B	Socket, Black Oxide 1/2" DR 9/16" 12 PT
J5420B	Socket, Black Oxide 1/2" DR 5/8" 12 PT
J5422B	Socket, Black Oxide 1/2" DR 11/16" 12 PT
J5424B	Socket, Black Oxide 1/2" DR 3/4" 12 PT
J5428B	Socket, Black Oxide 1/2" DR 7/8" 12 PT
J5430B	Socket, Black Oxide 1/2" DR 15/16" 12 PT
J5432B	Socket, Black Oxide 1/2" DR 1" 12 PT
J5434B	Socket, Black Oxide 1/2" DR 1-1/16" 12 PT
J5436B	Socket, Black Oxide 1/2" DR 1-1/8" 12 PT
J5440B	Socket, Black Oxide 1/2" DR 1-1/4" 12 PT
J25TR41C	Tool Roll, 15 Pockets
J74470P	Universal Joint, Impact 1/2" DR
J708SL	Wrench, Adjustable Klik-Stop Black Oxide 8"
J712SL	Wrench, Adjustable Klik-Stop Black Oxide 12"
J1193-A	Wrench, Ratcheting Double Box 1/2" x 9/16" 6 PT
J1195-A	Wrench, Ratcheting Double Box 3/4" x 7/8" 12 PT
J1212BASD	Wrench, Combination Black Oxide 3/8" 12 PT
J1214BASD	Wrench, Combination Black Oxide 7/16" 12 PT
J1216BASD	Wrench, Combination Black Oxide 1/2" 12 PT
J1218BASD	Wrench, Combination Black Oxide 9/16" 12 PT
J1220BASD	Wrench, Combination Black Oxide 5/8" 12 PT
J1222BASD	Wrench, Combination Black Oxide 11/16" 12 PT
J1224BASD	Wrench, Combination Black Oxide 3/4" 12 PT
J1226BASD	Wrench, Combination Black Oxide 13/16" 12 PT
J1228BASD	Wrench, Combination Black Oxide 7/8" 12 PT
J1230BASD	Wrench, Combination Black Oxide 15/16" 12 PT
J1232BASD	Wrench, Combination Black Oxide 1" 12 PT
J1234BASD	Wrench, Combination Black Oxide 1-1/16" 12 PT
J1236BASD	Wrench, Combination Black Oxide 1-1/8" 12 PT
J1240BASD	Wrench, Combination Black Oxide 1-1/4" 12 PT





67 PIECE RAILROAD CARMAN'S SET

- › 10 - Wrenches
- › 5 - Striking Tools
- › 3 - Pliers
- › 4 - Screwdrivers
- › 12 - Misc Tools
- › Starter plumbers tool set.
- › Enhanced version of Proto 90-731.
- › Weight (lbs): 41.0 (Tools Only)

Tools Only



JTS-0067RR

With Tool Box J9969R



JTS-0067RRBX1A



67 PIECE RAILROAD CARMAN'S SET (CONT'D)**Product #: JTS-0067RR**

Contents	Description
J721/4S2	Chisel, Cape 3/16"
J86001S2	Chisel, Cold Super Duty 1"
J5461B	Extension, Black Oxide, 1/2" DR 5"
51-616	Hammer, Hickory Handle Nailing, Curve Claw, 16 oz.
J1332AVP	Hammer, Ball Pein, Anti-Vibe® 32 oz.
J54688BL	Handle, Hinge Black Oxide 1/2" DR 18-5/8"
J4978	Hex Key Set, Folding 9 PC
J2108S2	Holder, Punch and Chisel
FMHT43610	Level, FATMAX® Magnetic Cast Torpedo 9"
J2381	Pick, Cotter Pin Puller
J210G	Pliers, Diagonal Cutting HD w/ Grip 8-1/2"
J226G	Pliers, Needle Nose w/ Cutter 6-5/8"
J260SGXL	Pliers, XL Series Groove Joint w/ Grip 10"
J2116S2	Pry Bar, Aligning 16"
J2130S2	Pry Bar, Rolling Head 16"
J411/2S2	Punch, Center 1/2"
J961/2S2	Punch, Drift 1/4"
J5449BL	Ratchet, Classic Pear Head Black Oxide 1/2" DR 10"
J2343	Scraper, Carbon 1-1/2"
JKB1404RP	Screwdriver, Slotted Round 1/4" x 4"
JKB3808RP	Screwdriver, Slotted Round 3/8" x 8"
JK3810R	Screwdriver, Slotted Keystone Round 3/8" x 10"
JKB51606RP	Screwdriver, Slotted Round 5/16" x 6"
JP0103R	Screwdriver, Phillips Round # 1 x 3"
JP0204R	Screwdriver, Phillips Round # 2 x 4"
JP0306R	Screwdriver, Phillips Round # 3 x 6"
JP0408R	Screwdriver, Phillips Round # 4 x 8"
J5318B	Socket, Deep Black Oxide 1/2" DR 9/16" 12 PT
J5330B	Socket, Deep Black Oxide 1/2" DR 15/16" 12 PT
J5332B	Socket, Deep Black Oxide 1/2" DR 1" 12 PT

Contents	Description
J5414B	Socket, Black Oxide 1/2" DR 7/16" 12 PT
J5416B	Socket, Black Oxide 1/2" DR 1/2" 12 PT
J5418B	Socket, Black Oxide 1/2" DR 9/16" 12 PT
J5420B	Socket, Black Oxide 1/2" DR 5/8" 12 PT
J5422B	Socket, Black Oxide 1/2" DR 11/16" 12 PT
J5424B	Socket, Black Oxide 1/2" DR 3/4" 12 PT
J5426B	Socket, Black Oxide 1/2" DR 13/16" 12 PT
J5428B	Socket, Black Oxide 1/2" DR 7/8" 12 PT
J5430B	Socket, Black Oxide 1/2" DR 15/16" 12 PT
J5432B	Socket, Black Oxide 1/2" DR 1" 12 PT
J5436B	Socket, Black Oxide 1/2" DR 1-1/8" 12 PT
46-222	Square, Die-Cast Handle Combination 12"
33-725	Tape Rule, FATMAX®, 1-1/4" x 25'
J25TR41C	Tool Roll, 15 Pockets
J712SL	Wrench, Adjustable Klik-Stop Black Oxide 12"
J812HD	Wrench, Pipe Cast Iron HD 12"
J1212BASD	Wrench, Combination Black Oxide 3/8" 12 PT
J1214BASD	Wrench, Combination Black Oxide 7/16" 12 PT
J1216BASD	Wrench, Combination Black Oxide 1/2" 12 PT
J1218BASD	Wrench, Combination Black Oxide 9/16" 12 PT
J1220BASD	Wrench, Combination Black Oxide 5/8" 12 PT
J1222BASD	Wrench, Combination Black Oxide 11/16" 12 PT
J1224BASD	Wrench, Combination Black Oxide 3/4" 12 PT
J1226BASD	Wrench, Combination Black Oxide 13/16" 12 PT
J1228BASD	Wrench, Combination Black Oxide 7/8" 12 PT
J1230BASD	Wrench, Combination Black Oxide 15/16" 12 PT
J1232BASD	Wrench, Combination Black Oxide 1" 12 PT
J1234BASD	Wrench, Combination Black Oxide 1-1/16" 12 PT
J1236BASD	Wrench, Combination Black Oxide 1-1/8" 12 PT
J1240BASD	Wrench, Combination Black Oxide 1-1/4" 12 PT





105 PIECE HVAC BASIC TOOL SET

Product #: **JTS-0105HVAC**

- › 3/8" Drive tools.
- › Designed for fastener sizes 3/8" through 7/8".
- › 28 - Sockets
- › 26 - Wrenches
- › 7 - Staking Tools
- › 8 - Pliers
- › 13 - Screwdrivers
- › 23 - Misc Tools
- › Weight (lbs): 40.36



105 PIECE HVAC BASIC TOOL SET (CONT'D)

Product #: **JTS-0105HVAC**

Contents	Description
J86012S2	Chisel, Cold Super Duty 1/2"
J86058S2	Chisel, Cold Super Duty 5/8"
21012TC134	Cutter, LENOX® Tubing 1/8" - 1-3/4" Diameter
J5259	Extension, 3/8" DR 1-3/4"
J5260	Extension, 3/8" DR 3"
J5260-06	Extension, 3/8" DR 6"
20-531	Hacksaw, FATMAX® High-Tension 12"
54-016	Hammer, Hickory Handle Ball Pein, 16 oz.
J4980	Hex Key Set, 13 PC
J2108S2	Holder, Punch and Chisel
10-788	Knife, InstantChange® Retractable Blade Utility
FMHT43610	Level, FATMAX® Magnetic Cast Torpedo 9"
J2370	Mirror Inspect Circle 7/8"
JN1204R	Nut Driver, 1/2" x 4"
JN1404R	Nut Driver, 1/4" x 4"
JN31604R	Nut Driver, 3/16" x 4"
JN3804R	Nut Driver, 3/8" x 4"
JN51604R	Nut Driver, 5/16" x 4"
J207G	Pliers, Diagonal Cutting w/ Grip 7-5/16"
J228G	Pliers, Needle Nose Long 7-25/32"
J240G	Pliers, Needle Nose Long Reach 11-9/16"
J252G	Pliers, Hose Clamp w/ Grip 7-3/4"
J260SGXL	Pliers, XL Series Groove Joint w/ Grip 10"
J276GXL	Pliers, XL Series Combo Slip-Joint w/ Grip 6"
J291XL	Pliers, Locking Straight Jaw 7-15/32"
J299	Pliers, Wire Stripper/Crimper 8-1/2"
J4029	Puller, Set Box
J413/8S2	Punch, Center 3/8"
J48018S2	Punch, Pin Super Duty 1/8"
J48316S2	Punch, Pin Super Duty 3/16"
28-240	Putty Knife, Nylon Handle, Flexible 1-1/4"
J5249	Ratchet, Classic Pear Head 3/8" DR 7"
15-809	Saw, Metal Mini-Hack™ Utility
65-903	Screwdriver, Vinyl Grip Phillips # 3 x 6"
66-092	Screwdriver, Vinyl Grip Round Blade, Slotted 3/8" x 8"
66-565P	Set, Vinyl Grip Screwdriver PRO 6 PC
J5012	Socket, Deep 3/8" DR 3/8" 12 PT
J5014	Socket, Deep 3/8" DR 7/16" 12 PT
J5016	Socket, Deep 3/8" DR 1/2" 12 PT
J5018	Socket, Deep 3/8" DR 9/16" 12 PT
J5020	Socket, Deep 3/8" DR 5/8" 12 PT
J5022	Socket, Deep 3/8" DR 11/16" 12 PT
J5024	Socket, Deep 3/8" DR 3/4" 12 PT
J5026	Socket, Deep 3/8" DR 13/16" 12 PT
J5028	Socket, Deep 3/8" DR 7/8" 12 PT
J5212	Socket, 3/8" DR 3/8" 12 PT

Contents	Description
J5214	Socket, 3/8" DR 7/16" 12 PT
J5216	Socket, 3/8" DR 1/2" 12 PT
J5218	Socket, 3/8" DR 9/16" 12 PT
J5220	Socket, 3/8" DR 5/8" 12 PT
J5222	Socket, 3/8" DR 11/16" 12 PT
J5224	Socket, 3/8" DR 3/4" 12 PT
J5226	Socket, 3/8" DR 13/16" 12 PT
J5228	Socket, 3/8" DR 7/8" 12 PT
J7210PF	Socket, Magnetic Power 3/8" DR 5/16" 6 PT
J7212PF	Socket, Magnetic Power 3/8" DR 3/8" 6 PT
J7214PF	Socket, Magnetic Power 3/8" DR 7/16" 6 PT
J7216PF	Socket, Magnetic Power 3/8" DR 1/2" 6 PT
J7218PF	Socket, Magnetic Power 3/8" DR 9/16" 6 PT
33-725	Tape Rule, FATMAX®, 1-1/4" x 25'
J25TR03C	Tool Roll, 7 Pockets
J25TR17C	Tool Roll, 3 Pockets
J120TB	Tool Bag, Open tote
J351	Tubing Tool, Flaring
J5270A	Universal Joint, 3/8" DR
J708G	Wrench, Adjustable w/ Grip 8"
J712G	Wrench, Adjustable w/ Grip 12"
J812HD	Wrench, Pipe Cast Iron HD 12"
J1111	Wrench, Refrigeration 1/4" x 3/16" SQ 9/16" x 1/2" HX
J1112	Wrench, Refrigeration 1/4" x 3/8" SQ & 3/16" x 5/16" SQ
J1208A	Wrench, Combination Satin 1/4" 12 PT
J1210A	Wrench, Combination Satin 5/16" 12 PT
J1212ASD	Wrench, Combination Satin 3/8" 12 PT
J1214ASD	Wrench, Combination Satin 7/16" 12 PT
J1216ASD	Wrench, Combination Satin 1/2" 12 PT
J1218ASD	Wrench, Combination Satin 9/16" 12 PT
J1220ASD	Wrench, Combination Satin 5/8" 12 PT
J1222ASD	Wrench, Combination Satin 11/16" 12 PT
J1224ASD	Wrench, Combination Satin 3/4" 12 PT
J1226ASD	Wrench, Combination Satin 13/16" 12 PT
J1228ASD	Wrench, Combination Satin 7/8" 12 PT
J3764	Wrench, Flare Nut Satin 3/8" x 7/16" 6 PT
J3768	Wrench, Flare Nut Satin 1/2" x 9/16" 6 PT
J3772	Wrench, Flare Nut Satin 5/8" x 11/16" 6 PT
J3812	Wrench, Ratcheting Flare Nut 3/8" 12 PT
J3814	Wrench, Ratcheting Flare Nut 7/16" 12 PT
J3816	Wrench, Ratcheting Flare Nut 1/2" 12 PT
J3818	Wrench, Ratcheting Flare Nut 9/16" 12 PT
J3820	Wrench, Ratcheting Flare Nut 5/8" 12 PT
J3822	Wrench, Ratcheting Flare Nut 11/16" 12 PT
J3824	Wrench, Ratcheting Flare Nut 3/4" 12 PT





70 PIECE HVAC STARTER TOOL SET

Product #: **JTS-0070HVAC**

- › 19 - Wrenches
- › 6 - Striking and Struck Tools
- › 8 - Pliers
- › 12 - Screwdrivers
- › 24 - Miscellaneous Tools
- › All-purpose starter HVAC tool set.
- › Includes tote.
- › Weight (lbs): 45.0



HVAC SETS

Contents	Description
J86012S2	Chisel, Cold Super Duty 1/2"
J86058S2	Chisel, Cold Super Duty 5/8"
21012TC134	Cutter, LENOX® Tubing 1/8" - 1-3/4" Diameter
20-531	Hacksaw, FATMAX® High-Tension 12"
54-016	Hammer, Hickory Handle Ball Pein, 16 oz.
J4980	Hex Key Set, 13 PC
J2108S2	Holder, Punch and Chisel
10-788	Knife, InstantChange® Retractable Blade Utility
FMHT43610	Level, FATMAX® Magnetic Cast Torpedo 9"
J2370	Mirror Inspect Circle 7/8"
JN1204R	Nut Driver, 1/2" x 4"
JN1404R	Nut Driver, 1/4" x 4"
JN3804R	Nut Driver, 3/8" x 4"
JN51604R	Nut Driver, 5/16" x 4"
J207G	Pliers, Diagonal Cutting w/ Grip 7-5/16"
J228G	Pliers, Needle Nose Long 7-25/32"
J240G	Pliers, Needle Nose Long Reach 11-9/16"
J252G	Pliers, Hose Clamp w/ Grip 7-3/4"
J260SGXL	Pliers, XL Series Groove Joint w/ Grip 10"
J276GXL	Pliers, XL Series Combo Slip-Joint w/ Grip 6"
J291XL	Pliers, Locking Straight Jaw 7-15/32"
J299	Pliers, Wire Stripper/Crimper 8-1/2"
J4029	Puller, Set Box
J413/BS2	Punch, Center 3/8"
J48018S2	Punch, Pin Super Duty 1/8"
J48316S2	Punch, Pin Super Duty 3/16"
28-240	Putty Knife, Nylon Handle, Flexible 1-1/4"

Contents	Description
15-809	Saw, Metal Mini-Hack™ Utility
65-903	Screwdriver, Vinyl Grip Phillips # 3 x 6"
66-092	Screwdriver, Vinyl Grip Round Blade Slotted 3/8" x 8"
66-565P	Set, Vinyl Grip Screwdriver PRO 6 PC
33-725	Tape Rule, FATMAX®, 1-1/4" x 25'
J25TR17C	Tool Roll, 3 Pockets
J120TB	Tool Bag, Open tote
J351	Tubing Tool, Flaring
J708G	Wrench, Adjustable w/ Grip 8"
J712G	Wrench, Adjustable w/ Grip 12"
J812HD	Wrench, Pipe Cast Iron HD 12"
J1111	Wrench, Refrigeration 1/4" x 3/16" SQ 9/16" x 1/2" HX
J1112	Wrench, Refrigeration 1/4" x 3/8" SQ & 3/16" x 5/16" SQ
J1208A	Wrench, Combination Satin 1/4" 12 PT
J1210A	Wrench, Combination Satin 5/16" 12 PT
J1212ASD	Wrench, Combination Satin 3/8" 12 PT
J1214ASD	Wrench, Combination Satin 7/16" 12 PT
J1216ASD	Wrench, Combination Satin 1/2" 12 PT
J1218ASD	Wrench, Combination Satin 9/16" 12 PT
J1220ASD	Wrench, Combination Satin 5/8" 12 PT
J1222ASD	Wrench, Combination Satin 11/16" 12 PT
J1224ASD	Wrench, Combination Satin 3/4" 12 PT
J1226ASD	Wrench, Combination Satin 13/16" 12 PT
J1228ASD	Wrench, Combination Satin 7/8" 12 PT
J3764	Wrench, Flare Nut Satin 3/8" x 7/16" 6 PT
J3768	Wrench, Flare Nut Satin 1/2" x 9/16" 6 PT
J3772	Wrench, Flare Nut Satin 5/8" x 11/16" 6 PT



35 PIECE HVAC ADD-ON

Product #: **JTS-0035HVAC**

- › 3/8" Drive tools.
- › Designed for fastener sizes 3/8" - 7/8".
- › 28 - Sockets and Accessories
- › 7 - Wrenches
- › Weight (lbs): 7.0



Contents	Description
J5259	Extension, 3/8" DR 1-3/4"
J5260	Extension, 3/8" DR 3"
J5260-06	Extension, 3/8" DR 6"
J5249	Ratchet, Classic Pear Head 3/8" DR 7"
J5012	Socket, Deep 3/8" DR 3/8" 12 PT
J5014	Socket, Deep 3/8" DR 7/16" 12 PT
J5016	Socket, Deep 3/8" DR 1/2" 12 PT
J5018	Socket, Deep 3/8" DR 9/16" 12 PT
J5020	Socket, Deep 3/8" DR 5/8" 12 PT
J5022	Socket, Deep 3/8" DR 11/16" 12 PT
J5024	Socket, Deep 3/8" DR 3/4" 12 PT
J5026	Socket, Deep 3/8" DR 13/16" 12 PT
J5028	Socket, Deep 3/8" DR 7/8" 12 PT
J5212	Socket, 3/8" DR 3/8" 12 PT
J5214	Socket, 3/8" DR 7/16" 12 PT
J5216	Socket, 3/8" DR 1/2" 12 PT
J5218	Socket, 3/8" DR 9/16" 12 PT
J5220	Socket, 3/8" DR 5/8" 12 PT

Contents	Description
J5222	Socket, 3/8" DR 11/16" 12 PT
J5224	Socket, 3/8" DR 3/4" 12 PT
J5226	Socket, 3/8" DR 13/16" 12 PT
J5228	Socket, 3/8" DR 7/8" 12 PT
J7210PF	Socket, Magnetic Power 3/8" DR 5/16" 6 PT
J7212PF	Socket, Magnetic Power 3/8" DR 3/8" 6 PT
J7214PF	Socket, Magnetic Power 3/8" DR 7/16" 6 PT
J7216PF	Socket, Magnetic Power 3/8" DR 1/2" 6 PT
J7218PF	Socket, Magnetic Power 3/8" DR 9/16" 6 PT
J25TR03C	Tool Roll, 7 Pockets
J5270A	Universal Joint, 3/8" DR
J3812	Wrench, Ratcheting Flare Nut 3/8" 12 PT
J3814	Wrench, Ratcheting Flare Nut 7/16" 12 PT
J3816	Wrench, Ratcheting Flare Nut 1/2" 12 PT
J3818	Wrench, Ratcheting Flare Nut 9/16" 12 PT
J3820	Wrench, Ratcheting Flare Nut 5/8" 12 PT
J3822	Wrench, Ratcheting Flare Nut 11/16" 12 PT
J3824	Wrench, Ratcheting Flare Nut 3/4" 12 PT





37 PIECE PLUMBER'S TOOL SET

Product #: **JTS-0037PLUM**

- › 10 - Wrenches
- › 5 - Striking and Struck Tools
- › 6 - Pliers and Snips
- › 4 - Screwdrivers
- › 12 - Miscellaneous Tools
- › Enhanced version of STANLEY® PROTO® 90-731 Plumber's Tool Set.
- › Weight (lbs): 41.0



PLUMBER'S SET

Contents	Description
16-298	Cold Chisel Set, 3 PC
21012TC134	Cutter, LENOX® Tubing 1/8" - 1-3/4" Diameter
DWHT81426	Flashlight, 350-Lumen
20-531	Hacksaw, FATMAX® High-Tension 12"
51-505	Hammer, FATMAX® Jacketed Graphite Nailing, Curve Claw,
54-732	Hammer, Jacketed Graphite Ball Pein, 32 oz.
10-788	Knife, InstantChange® Retractable Blade Utility
FMHT43610	Level, FATMAX® Magnetic Cast Torpedo 9"
J240G	Pliers, Needle Nose Long Reach 11-9/16"
J260SGXL	Pliers, XL Series Groove Joint w/ Grip 10"
J265SGXL	Pliers, XL Series Groove Joint w/ Grip 16"
J276GXL	Pliers, XL Series Combo Slip-Joint w/ Grip 6"
J294WRXL	Pliers, Locking Curved Jaw w/ Cutter 7-15/32"
15-334	Saw, SharpTooth™ w/ Wood Handle 15"
20-556	Saw, FATMAX® Jab
15-809	Saw, Metal Mini-Hack™ Utility
62-553	Screwdriver, FATMAX® Standard Slotted 1/4" x 4"
62-555	Screwdriver, FATMAX® Standard Slotted 5/16" x 6"

Contents	Description
62-559	Screwdriver, FATMAX® Phillips # 1 x 3"
62-561	Screwdriver, FATMAX® Phillips # 2 x 4"
14-563	Snips, FATMAX® Compound Action Aviation, Straight
33-725	Tape Rule, FATMAX®, 1-1/4" x 25'
J120TB	Tool Bag, Open tote
J25TR11C	Tool Roll, 1 Pocket
J351	Tubing Tool, Flaring
J708L	Wrench, Adjustable Klik-Stop Satin 8"
J712L	Wrench, Adjustable Klik-Stop Satin 12"
J801	Wrench, Chain Universal 16-1/2"
J806HD	Wrench, Pipe Cast Iron HD 6"
J810HD	Wrench, Pipe Cast Iron HD 10"
J814HD	Wrench, Pipe Cast Iron HD 14"
J140-1	Wrench, Pipe Internal 1"
J140-12	Wrench, Pipe Internal 1/2"
J140-34	Wrench, Pipe Internal 3/4"
J140-38	Wrench, Pipe Internal 3/8"



14 PIECE TOOL SET



Contents	Description
64-170	Screwdriver, Phillips 100 Plus Pocket #0
64-100	Screwdriver, Phillips 100 Plus #0
64-101	Screwdriver, Phillips 100 Plus #1
64-102	Screwdriver, Phillips 100 Plus #2
64-105	Screwdriver, Phillips 100 Plus #2
66-101	Screwdriver, Standard 100 Plus Pocket
66-101	Screwdriver, Standard 100 Plus Pocket
66-161	Screwdriver, Standard 100 Plus Stubby



Contents	Description
66-164	Screwdriver, Standard 100 Plus
66-166	Screwdriver, Standard 100 Plus 5/16" x 6"
J206G	Pliers, Diagonal Cutting w/ Grip 6-1/16"
J222G	Pliers, Needle Nose Long Thin 6-1/16"
J264SG	Pliers, Power Track 12"
J278GXL	Pliers, XL Series Combo Slip-Joint w/ Grip 8"
J710	Wrench, Adjustable Satin 10"

CONTENTS

KITTED MASTER SETS	246-249
FOAMED MODULAR SETS	250-264
5" W X 16" D MODULES	252-253
11" W X 16" D MODULES	254-259
23" W X 16" D MODULES	260-262
MULTI-SIZE MODULES	263-264



KITTED SETS

PROTO®



497 PIECE FOAMED MASTER TECHNICIAN MAINTENANCE SET

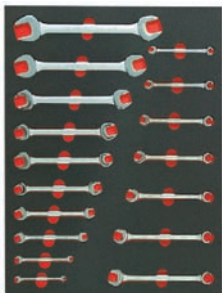



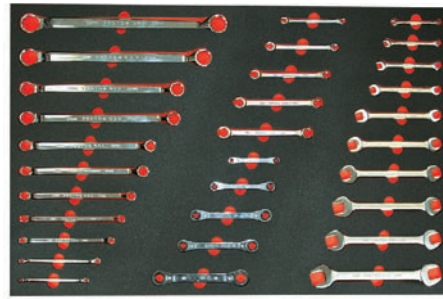

Product #: J99923K

With Workstation



J556646-11SG

- › 1/4", 3/8", 1/2" Drive tools
- › Designed for fastener sizes: 1/16" - 1-1/2", 2.5 mm - 24 mm
- › 259 - Sockets and Accessories
- › 128 - Wrenches
- › 32 - Striking and Struck Tools
- › 14 - Pliers
- › 30 - Screwdrivers
- › 34 - Miscellaneous Tools
- › See Page 162 for Master Set Item List





613 PIECE FOAMED MASTER TECHNICIAN MAINTENANCE SET






Product #: J99923K

With Workstation



J556646-12SG

- › 1/4", 3/8", 1/2", 3/4" Drive tools
- › Designed for fastener sizes: 1/16" - 2-3/8", 2 mm - 24 mm.
- › 305 - Sockets and Accessories
- › 170 - Wrenches
- › 34 - Striking and Struck Tools
- › 27 - Pliers
- › 32 - Screwdrivers
- › 45 - Miscellaneous Tools
- › See Page 149 for Master Set Item List



KITTED MASTER SETS

1046 PIECE FOAMED MASTER TECHNICIAN MAINTENANCE SET


Product #: **JCS-1046MASBX3K**

With Top Chest **J556627-10SG**



and Workstation **J556646-12SG**

- › 1/4", 3/8", 1/2", 3/4" Drive Tools
- › Designed for fastener sizes: 1/16" - 2-3/8", 2 mm - 24 mm.
- › 469 - Sockets and Accessories
- › 240 - Wrenches
- › 42 - Striking and Struck Tools
- › 32 - Pliers
- › 111 - Screwdrivers
- › 152 - Miscellaneous Tools
- › See Page 130 for Master Set Item List





1258 PIECE FORMED MASTER TECHNICIAN MAINTENANCE SET




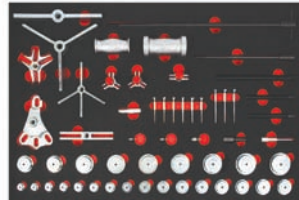




Product #: **JCS-1258MASBX3K**


With Top Chest **J556627-10SG**



and Workstation **J556646-12SG**

- › 42 - 1/4", 3/8", 1/2", 3/4" Drive Tools and Accessories
- › 426 - 1/4", 3/8", 1/2", Sockets, Socket Sets, and Bars
- › 147 - Wrenches
- › 25 - Flare Nut and Pipe Wrenches
- › 53 - 1/2", 3/8" Drive Crowfoot Wrenches
- › 34 - Striking and Struck Tools
- › 12 - Pliers, Snips and C-Clamps
- › 41 - Pullers and Accessories
- › 15 - Insert Bits and Sets
- › 12 - 4" Nut Drivers
- › 30 - Screwdrivers
- › 4 - Hex Key Sets with (39) Hex Keys Total
- › 16 - Tool Rolls and Accessories
- › 5 - Specialty Tools
- › See Page 118 for Master Set Item List





DEPTH
Fixed 16"

WIDTH
Available in 5", 11" & 23"



HEIGHT*

*Modular sets vary in height. Measure storage drawer height(s) before placing order to ensure that drawers will accommodate modular sets.

CUSTOMIZE TOOL STORAGE WITH A VARIETY OF COMBINATIONS



› Built to fit most metal storage drawers including the PROTO® 500 Series in various combinations.



› High quality cross linked polyethylene foam helps resist chemicals and other industrial solvents.



› Quick identification of a missing tool helps reduce downtime, tool replacement costs, and risk of FOD.



› Thick foam layers allow tools to fit tightly in place within drawer while also offering flexibility for easy tool access.


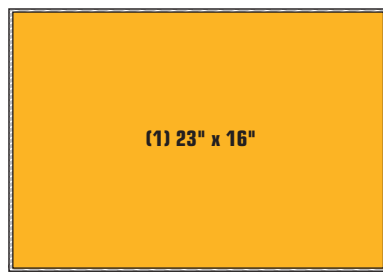
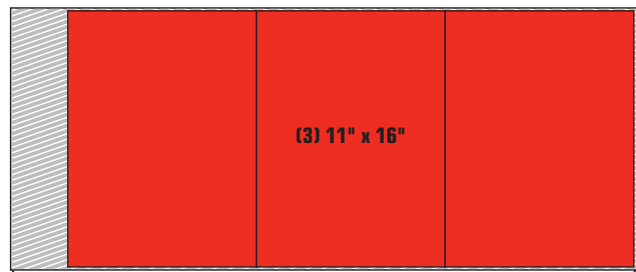
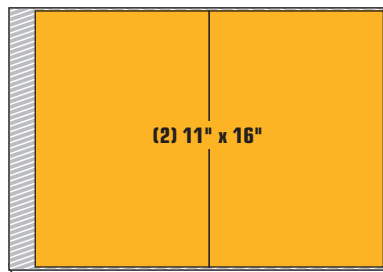

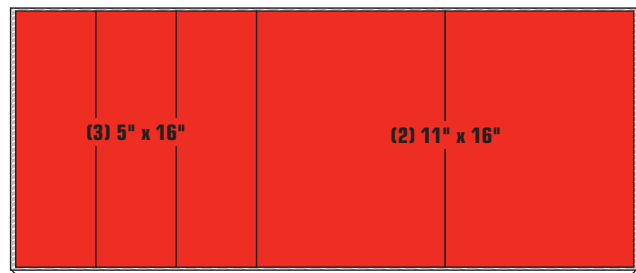
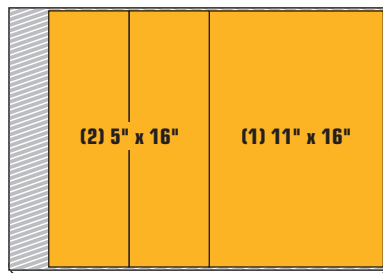
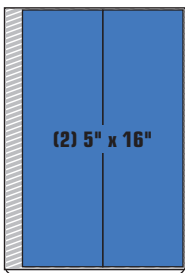
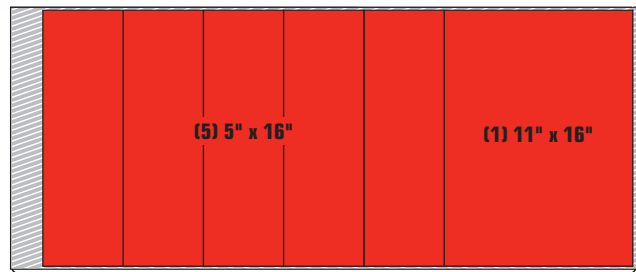
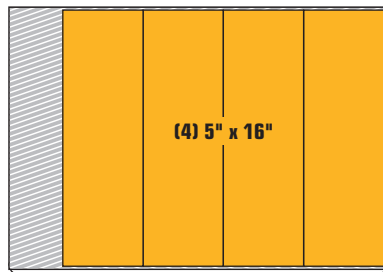



FOAMED MODULAR SETS

FOAMED MODULAR SETS

FOAM & DRAWER CONFIGURATION OPTIONS:

Layouts based on PROTO® 540S Metal Storage Drawer Dimensions. See page 90 for breadth of line.



WARNING:
TIPPING HAZARD. OVERLOADED DRAWERS CAN CAUSE THE BOX TO TIP CAUSING INJURY. NEVER EXCEED MANUFACTURERS RECOMMENDED DRAWER WEIGHT. PRIOR TO LOADING DRAWERS REFER TO YOUR BOX MANUAL OR INSTRUCTIONS FOR DRAWER CAPACITY.



9 PIECE NON-REVERSIBLE RATCHETING COMBINATION WRENCH SET - BLACK CHROME - SPLINE

Foam + Tool Set Product #: **JSCR-9SK**
 Tool Set Only Product #: **JSCR-9S**
 Foam Only Product #: **JSCR-9SF**



5" W X 16" D X 1-1/4" H


Contents	Description
JSCR08	WR COMB RCH SPL 1/4"
JSCR10	WR COMB RCH SPL 5/16"
JSCR12	WR COMB RCH SPL 3/8"

Contents	Description
JSCR14	WR COMB RCH SPL 7/16"
JSCR16	WR COMB RCH SPL 1/2"
JSCR18	WR COMB RCH SPL 9/16"

Contents	Description
JSCR20	WR COMB RCH SPL 5/8"
JSCR22	WR COMB RCH SPL 11/16"
JSCR24	WR COMB RCH SPL 3/4"

1/2" DRIVE 19 PIECE DEEP IMPACT SOCKET SET - BLACK OXIDE - 6 POINT

Foam + Tool Set Product #: **J74116K**
 Tool Set Only Product #: **J74116**
 Foam Only Product #: **J74116F**



5" W X 16" D X 3-1/2" H

Contents	Description
J7312H	SKT IMP 1/2" DR 3/8" 6 PT DEEP
J7314H	SKT IMP 1/2" DR 7/16" 6 PT DEEP
J7316H	SKT IMP 1/2" DR 1/2" 6 PT DEEP
J7318H	SKT IMP 1/2" DR 9/16" 6 PT DEEP
J7320H	SKT IMP 1/2" DR 5/8" 6 PT DEEP
J7322H	SKT IMP 1/2" DR 11/16" 6 PT DEEP
J7324H	SKT IMP 1/2" DR 3/4" 6 PT DEEP

Contents	Description
J7326H	SKT IMP 1/2" DR 13/16" 6 PT DEEP
J7328H	SKT IMP 1/2" DR 7/8" 6 PT DEEP
J7330H	SKT IMP 1/2" DR 15/16" 6 PT DEEP
J7332H	SKT IMP 1/2" DR 1" 6 PT DEEP
J7334H	SKT IMP 1/2" DR 1-1/16" 6 PT DEEP
J7336H	SKT IMP 1/2" DR 1-1/8" 6 PT DEEP
J7338H	SKT IMP 1/2" DR 1-3/16" 6 PT DEEP

Contents	Description
J7340H	SKT IMP 1/2" DR 1-1/4" 6 PT DEEP
J7342H	SKT IMP 1/2" DR 1-5/16" 6 PT DEEP
J7344H	SKT IMP 1/2" DR 1-3/8" 6 PT DEEP
J7346H	SKT IMP 1/2" DR 1-7/16" 6 PT DEEP
J7348H	SKT IMP 1/2" DR 1-1/2" 6 PT DEEP



1/2" DRIVE 19 PIECE IMPACT SOCKET SET - BLACK OXIDE - 6 POINT

Foam + Tool Set Product #: **J74106K**
 Tool Set Only Product #: **J74106**
 Foam Only Product #: **J74106F**



5" W X 16" D X 2-1/4" H

Contents	Description
J7412H	SKT IMP 1/2" DR 3/8" 6 PT
J7414H	SKT IMP 1/2" DR 7/16" 6 PT
J7416H	SKT IMP 1/2" DR 1/2" 6 PT
J7418H	SKT IMP 1/2" DR 9/16" 6 PT
J7420H	SKT IMP 1/2" DR 5/8" 6 PT
J7422H	SKT IMP 1/2" DR 11/16" 6 PT
J7424H	SKT IMP 1/2" DR 3/4" 6 PT

Contents	Description
J7426H	SKT IMP 1/2" DR 13/16" 6PT
J7428H	SKT IMP 1/2" DR 7/8" 6 PT
J7430H	SKT IMP 1/2" DR 15/16" 6 PT
J7432H	SKT IMP 1/2" DR 1" 6 PT
J7434H	SKT IMP 1/2" DR 1-1/16" 6 PT
J7436H	SKT IMP 1/2" DR 1-1/8" 6 PT
J7438H	SKT IMP 1/2" DR 1-3/16" 6 PT

Contents	Description
J7440H	SKT IMP 1/2" DR 1-1/4" 6 PT
J7442H	SKT IMP 1/2" DR 1-5/16" 6 PT
J7444H	SKT IMP 1/2" DR 1-3/8" 6 PT
J7446H	SKT IMP 1/2" DR 1-7/16" 6 PT
J7448H	SKT IMP 1/2" DR 1-1/2" 6 PT



1/2" DRIVE 15 PIECE DEEP IMPACT SOCKET SET - BLACK OXIDE - 6 POINT

Foam + Tool Set Product #: **J74114K**
 Tool Set Only Product #: **J74114**
 Foam Only Product #: **J74114F**



5" W X 16" D X 2-1/2" H

Contents	Description
J7312H	SKT IMP 1/2" DR 3/8" 6 PT DEEP
J7314H	SKT IMP 1/2" DR 7/16" 6 PT DEEP
J7316H	SKT IMP 1/2" DR 1/2" 6 PT DEEP
J7318H	SKT IMP 1/2" DR 9/16" 6 PT DEEP
J7320H	SKT IMP 1/2" DR 5/8" 6 PT DEEP

Contents	Description
J7322H	SKT IMP 1/2" DR 11/16" 6 PT DEEP
J7324H	SKT IMP 1/2" DR 3/4" 6 PT DEEP
J7326H	SKT IMP 1/2" DR 13/16" 6 PT DEEP
J7328H	SKT IMP 1/2" DR 7/8" 6 PT DEEP
J7330H	SKT IMP 1/2" DR 15/16" 6 PT DEEP

Contents	Description
J7332H	SKT IMP 1/2" DR 1 6" PT DEEP
J7334H	SKT IMP 1/2" DR 1-1/16" 6 PT DEEP
J7336H	SKT IMP 1/2" DR 1-1/8" 6 PT DEEP
J7338H	SKT IMP 1/2" DR 1-3/16" 6 PT DEEP
J7340H	SKT IMP 1/2" DR 1-1/4" 6 PT DEEP





1/4" DRIVE 11 PIECE DRIVE TOOLS & ACCESSORIES SET W/ PRECISION 90 RATCHET- FULL POLISH

Foam + Tool Set Product #: J47000K
Tool Set Only Product #: J47000S
Foam Only Product #: J47000F



5" W X 16" D X 1-1/4" H

Contents	Description
J4749HTC	PRECISION 90 PEAR HEAD RATCHET 1/4" DR 5"
J4750HTC	PRECISION 90 PEAR HEAD RATCHET 1/4" DR 9"
J4750HTCF	FLEX HEAD PRECISION 90 PEAR HEAD RATCHET 1/4" DR 9"

Contents	Description
J4759	EXTENSION 1/4" DR 2"
J4760	EXTENSION 1/4" DR 3"
J4761	EXTENSION 1/4" DR 6"
J4762	EXTENSION 1/4" DR 10"
J4766	HINGE HANDLE 1/4" DR 5-3/4"

Contents	Description
J4770A	UNIVERSAL JOINT 1/4" DR
J4785	SLIDING T-HANDLE 1/4" DR 4-1/2"
J5256	DR ADAPTER 1/4" F X 3/8" M



1/4" DRIVE 25 PIECE COMBINATION SOCKET SET W/ CLASSIC PEAR HEAD RATCHET - FULL POLISH - 6 POINT

Foam + Tool Set Product #: J47116K
Tool Set Only Product #: J47116
Foam Only Product #: J47116F



5" W X 16" D X 2-1/2" H

Contents	Description
J4706	SKT 1/4" DR 3/16" 6 PT
J4707	SKT 1/4" DR 7/32" 6 PT
J4708	SKT 1/4" DR 1/4" 6 PT
J4709	SKT 1/4" DR 9/32" 6 PT
J4710	SKT 1/4" DR 5/16" 6 PT
J4711	SKT 1/4" DR 11/32" 6 PT
J4712	SKT 1/4" DR 3/8" 6 PT
J4714	SKT 1/4" DR 7/16" 6 PT
J4716	SKT 1/4" DR 1/2" 6 PT

Contents	Description
J4718	SKT 1/4" DR 9/16" 6 PT
J4706L	SKT 1/4" DR 3/16" 6 PT DEEP
J4707L	SKT 1/4" DR 7/32" 6 PT DEEP
J4708L	SKT 1/4" DR 1/4" 6 PT DEEP
J4709L	SKT 1/4" DR 9/32" 6 PT DEEP
J4710L	SKT 1/4" DR 5/16" 6 PT DEEP
J4711L	SKT 1/4" DR 11/32" 6 PT DEEP
J4712L	SKT 1/4" DR 3/8" 6 PT DEEP
J4714L	SKT 1/4" DR 7/16" 6 PT DEEP

Contents	Description
J4716L	SKT 1/4" DR 1/2" 6 PT DEEP
J4718L	SKT 1/4" DR 9/16" 6 PT DEEP
JD1402R	SKT DRIVER 1/4" DR
J4770A	UNIV SKT 1/4" DR
J4759	EXTENSION 1/4" DR 2"
J4761	EXTENSION 1/4" DR 6"
J4749	CLASSIC RATCHET 1/4" DR 5"



12 PIECE PUNCH & CHISEL SET

Foam + Tool Set Product #: J2S2K
Tool Set Only Product #: J2S2
Foam Only Product #: J2S2F



5" W X 16" D X 1-1/4" H

Contents	Description
J725/16S2	Chisel, Cape 7/32"
J765/16S2	Chisel, Diamond Point 3/16"
J86A1/4S2	Chisel, Cold 5/16"
J86A3/8S2	Chisel, Cold 7/16"

Contents	Description
J86A7/16S2	Chisel, Cold 1/2"
J413/8S2	Punch, Center 3/8"
J471/4X3/32	Punch, Pin 3/32"
J473/8X3/16	Punch, Pin 3/16"

Contents	Description
J475/16X1/8	Punch, Pin 1/8"
J503/16S2	Punch, Starting 1/16"
J503/8S2	Punch, Starting 3/16"
J505/16S2	Punch, Starting 1/8"



FOAMED MODULAR SETS - 5" W X 16" D MODULES

9 PIECE REVERSIBLE RATCHETING COMBINATION WRENCH SET - BLACK CHROME - SPLINE


Foam + Tool Set Product #: JSCV-9SK

Tool Set Only Product #: JSCV-9S

Foam Only Product #: JSCV-9SF

Contents	Description
JSCV09	WR COMB REV SPL 9/32"
JSCV10	WR COMB REV SPL 5/16"
JSCV12	WR COMB REV SPL 3/8"
JSCV14	WR COMB REV SPL 7/16"
JSCV16	WR COMB REV SPL 1/2"

Contents	Description
JSCV18	WR COMB REV SPL 9/16"
JSCV20	WR COMB REV SPL 5/8"
JSCV22	WR COMB REV SPL 11/16"
JSCV24	WR COMB REV SPL 3/4"



11" W X 16" D X 1-1/4" H

13 PIECE REVERSIBLE RATCHETING COMBINATION WRENCH SET - BLACK CHROME - SPLINE


Foam + Tool Set Product #: JSCVM-13SK

Tool Set Only Product #: JSCVM-13S

Foam Only Product #: JSCVM-13SF

Contents	Description
JSCVM07	WR COMB REV SPL 7MM
JSCVM08	WR COMB REV SPL 8MM
JSCVM09	WR COMB REV SPL 9MM
JSCVM10	WR COMB REV SPL 10MM
JSCVM11	WR COMB REV SPL 11MM
JSCVM12	WR COMB REV SPL 12MM
JSCVM13	WR COMB REV SPL 13MM

Contents	Description
JSCVM14	WR COMB REV SPL 14MM
JSCVM15	WR COMB REV SPL 15MM
JSCVM16	WR COMB REV SPL 16MM
JSCVM17	WR COMB REV SPL 17MM
JSCVM18	WR COMB REV SPL 18MM
JSCVM19	WR COMB REV SPL 19MM



11" W X 16" D X 1-1/4" H

3 PIECE ADJUSTABLE WRENCH SET - SATIN

Foam + Tool Set Product #: J795K

Tool Set Only Product #: J795

Foam Only Product #: J795F

Contents	Description
J708	WR ADJUSTABLE 8"
J710	WR ADJUSTABLE 10"

Contents	Description
J712	WR ADJUSTABLE 12"



11" W X 16" D X 1-1/4" H



6 PIECE CUTTING PLIERS SET

Foam + Tool Set Product #: J201GSK
Tool Set Only Product #: J201GS
Foam Only Product #: J201GSF

Contents	Description
J204G	Pliers, Diagonal Cutting w/ Grip 4-7/16"
J209G	Pliers, Diagonal Cutting w/ Grip 7-5/16"
J226-01G	Pliers, Needle Nose w/ Spring and Cutter 7-1/2"
J229-01G	Pliers, Needle Nose w/ Spring and Cutter 5-9/16"
J269G	Pliers, Lineman's High Leverage 9-1/4"
J272G	Pliers, End Cutting High Leverage 8-1/4"



11" W X 16" D X 1-19/64" H

3/8" DRIVE 16 PIECE DRIVE TOOLS & ACCESSORIES SET W/ PRECISION 90 RATCHET - FULL POLISH

Foam + Tool Set Product #: J52000K
Tool Set Only Product #: J52000S
Foam Only Product #: J52000F

Contents	Description
J5249HTC	Precision 90 Pear Head Ratchet 3/8" DR 7"
J5250HTC	Precision 90 Pear Head Ratchet 3/8" DR 13"
J5250HTCF	Flex Head Precision 90 Pear Head Ratchet 3/8" DR 13"
J5251	Spinner Ratchet 3/8" DR 1-1/2"
J5259	Extension 3/8" DR 1-3/4"
J5260	Extension 3/8" DR 3"
J5260-06	Extension 3/8" DR 6"

Contents	Description
J5260-03L	Locking Extension 3/8" DR 3"
J5260-06L	Locking Extension 3/8" DR 6"
J5261L	Locking Extension 3/8" DR 8"
J5262L	Locking Extension 3/8" DR 12"
J5266	Hinge Handle 3/8" DR 12"
J5270A	Universal Joint 3/8" DR
J5285	Sliding T-Handle 3/8" DR 8"
J5253	DR Adapter 3/8" F x 1/2" M
J5255	DR Adapter 3/8" F x 1/4" M



11" W X 16" D X 1-13/16" H

3/8" DRIVE 22 PIECE SOCKET SET W/ CLASSIC PEAR HEAD RATCHET - FULL POLISH - 6 POINT

Foam + Tool Set Product #: J52134K
Tool Set Only Product #: J52134
Foam Only Product #: J52134F

Contents	Description
J5212H	SKT 3/8" DR 3/8" 6 PT
J5214H	SKT 3/8" DR 7/16" 6 PT
J5216H	SKT 3/8" DR 1/2" 6 PT
J5218H	SKT 3/8" DR 9/16" 6 PT
J5220H	SKT 3/8" DR 5/8" 6 PT
J5222H	SKT 3/8" DR 11/16" 6 PT
J5224H	SKT 3/8" DR 3/4" 6 PT
J5226H	SKT 3/8" DR 13/16" 6 PT
J5228H	SKT 3/8" DR 7/8" 6 PT
J5012H	SKT 3/8" DR 3/8" 6 PT DEEP
J5014wH	SKT 3/8" DR 7/16" 6 PT DEEP

Contents	Description
J5016H	SKT 3/8" DR 1/2" 6 PT DEEP
J5018H	SKT 3/8" DR 9/16" 6 PT DEEP
J5020H	SKT 3/8" DR 5/8" 6 PT DEEP
J5022H	SKT 3/8" DR 11/16" 6 PT DEEP
J5024H	SKT 3/8" DR 3/4" 6 PT DEEP
J5026H	SKT 3/8" DR 13/16" 6 PT DEEP
J5028H	SKT 3/8" DR 7/8" 6 PT DEEP
J5270A	SKT 3/8" DR UNIV JOINT
J5260	EXTENSION 3/8" DR 3"
J5260-06	EXTENSION 3/8" DR 6"
J5249	CLASSIC RATCHET 3/8" DR 7"



11" W X 16" D X 1-1/2" H

FOAMED MODULAR SETS - 11" W X 16" D MODULES

3/8" DRIVE 22 PIECE SOCKET SET W/ PRECISION 90 PEAR HEAD RATCHET - FULL POLISH - 6 POINT

Foam + Tool Set Product #: J52134HTCK

Tool Set Only Product #: J52134HTC

Foam Only Product #: J52134HTCF

Contents	Description
J5212H	SKT 3/8" DR 3/8" 6 PT
J5214H	SKT 3/8" DR 7/16" 6 PT
J5216H	SKT 3/8" DR 1/2" 6 PT
J5218H	SKT 3/8" DR 9/16" 6 PT
J5220H	SKT 3/8" DR 5/8" 6 PT
J5222H	SKT 3/8" DR 11/16" 6 PT
J5224H	SKT 3/8" DR 3/4" 6 PT
J5226H	SKT 3/8" DR 13/16" 6 PT
J5228H	SKT 3/8" DR 7/8" 6 PT
J5012H	SKT 3/8" DR 3/8" 6 PT DEEP
J5014H	SKT 3/8" DR 7/16" 6 PT DEEP

Contents	Description
J5016H	SKT 3/8" DR 1/2" 6 PT DEEP
J5018H	SKT 3/8" DR 9/16" 6 PT DEEP
J5020H	SKT 3/8" DR 5/8" 6 PT DEEP
J5022H	SKT 3/8" DR 11/16" 6 PT DEEP
J5024H	SKT 3/8" DR 3/4" 6 PT DEEP
J5026H	SKT 3/8" DR 13/16" 6 PT DEEP
J5028H	SKT 3/8" DR 7/8" 6 PT DEEP
J5270A	UNIV JOINT 3/8" DR
J5260	EXTENSION 3/8" DR 3"
J5260-06	EXTENSION 3/8" DR 6"
J5249HTC	PRECISION 90 RATCHET 3/8" DR 7"



11" W X 16" D X 1-1/2" H

3/8" DRIVE 22 PIECE SOCKET SET W/ CLASSIC PEAR HEAD RATCHET - FULL POLISH - 12 POINT

Foam + Tool Set Product #: J52136K

Tool Set Only Product #: J52136

Foam Only Product #: J52136F

Contents	Description
J5212	SKT 3/8" DR 3/8" 12 PT
J5214	SKT 3/8" DR 7/16" 12 PT
J5216	SKT 3/8" DR 1/2" 12 PT
J5218	SKT 3/8" DR 9/16" 12 PT
J5220	SKT 3/8" DR 5/8" 12 PT
J5222	SKT 3/8" DR 11/16" 12 PT
J5224	SKT 3/8" DR 3/4" 12 PT
J5226	SKT 3/8" DR 13/16" 12 PT
J5228	SKT 3/8" DR 7/8" 12 PT
J5012	SKT 3/8" DR 3/8" 12 PT DEEP
J5014	SKT 3/8" DR 7/16" 12 PT DEEP

Contents	Description
J5016	SKT 3/8" DR 1/2" 12 PT DEEP
J5018	SKT 3/8" DR 9/16" 12 PT DEEP
J5020	SKT 3/8" DR 5/8" 12 PT DEEP
J5022	SKT 3/8" DR 11/16" 12 PT DEEP
J5024	SKT 3/8" DR 3/4" 12 PT DEEP
J5026	SKT 3/8" DR 13/16" 12 PT DEEP
J5028	SKT 3/8" DR 7/8" 12 PT DEEP
J5270A	UNIV JOINT 3/8" DR
J5260	EXTENSION 3/8" DR 3"
J5260-06	EXTENSION 3/8" DR 6"
J5249	CLASSIC RATCHET 3/8" DR 7"



11" W X 16" D X 1-1/2" H

3/8" DRIVE 22 PIECE SOCKET SET W/ PRECISION 90 PEAR HEAD RATCHET - FULL POLISH - 12 POINT

Foam + Tool Set Product #: J52136HTCK

Tool Set Only Product #: J52136HTC

Foam Only Product #: J52136HTCF

Contents	Description
J5212	SKT 3/8" DR 3/8" 12 PT
J5214	SKT 3/8" DR 7/16" 12 PT
J5216	SKT 3/8" DR 1/2" 12 PT
J5218	SKT 3/8" DR 9/16" 12 PT
J5220	SKT 3/8" DR 5/8" 12 PT
J5222	SKT 3/8" DR 11/16" 12 PT
J5224	SKT 3/8" DR 3/4" 12 PT
J5226	SKT 3/8" DR 13/16" 12 PT
J5228	SKT 3/8" DR 7/8" 12 PT
J5012	SKT 3/8" DR 3/8" 12 PT DEEP
J5014	SKT 3/8" DR 7/16" 12 PT DEEP

Contents	Description
J5016	SKT 3/8" DR 1/2" 12 PT DEEP
J5018	SKT 3/8" DR 9/16" 12 PT DEEP
J5020	SKT 3/8" DR 5/8" 12 PT DEEP
J5022	SKT 3/8" DR 11/16" 12 PT DEEP
J5024	SKT 3/8" DR 3/4" 12 PT DEEP
J5026	SKT 3/8" DR 13/16" 12 PT DEEP
J5028	SKT 3/8" DR 7/8" 12 PT DEEP
J5270A	UNIV JOINT 3/8" DR
J5260	EXTENSION 3/8" DR 3"
J5260-06	EXTENSION 3/8" DR 6"
J5249HTC	PRECISION 90 RATCHET 3/8" DR 7"



11" W X 16" D X 1-1/2" H



3/8" DRIVE 29 PIECE SOCKET SET W/ CLASSIC PEAR HEAD RATCHET - FULL POLISH - 12 POINT

Foam + Tool Set Product #: J52222K
Tool Set Only Product #: J52222
Foam Only Product #: J52222F

Contents	Description
J5208M	SKT 3/8" DR 8MM 12 PT
J5209M	SKT 3/8" DR 9MM 12 PT
J5210M	SKT 3/8" DR 10MM 12 PT
J5211M	SKT 3/8" DR 11MM 12 PT
J5212M	SKT 3/8" DR 12MM 12 PT
J5213M	SKT 3/8" DR 13MM 12 PT
J5214M	SKT 3/8" DR 14MM 12 PT
J5215M	SKT 3/8" DR 15MM 12 PT
J5216M	SKT 3/8" DR 16MM 12 PT
J5217M	SKT 3/8" DR 17MM 12 PT
J5218M	SKT 3/8" DR 18MM 12 PT
J5219M	SKT 3/8" DR 19MM 12 PT
J5008M	SKT 3/8" DR 8MM 12 PT DEEP
J5009M	SKT 3/8" DR 9MM 12 PT DEEP
J5010M	SKT 3/8" DR 10MM 12 PT DEEP

Contents	Description
J5011M	SKT 3/8" DR 11MM 12 PT DEEP
J5012M	SKT 3/8" DR 12MM 12 PT DEEP
J5013M	SKT 3/8" DR 13MM 12 PT DEEP
J5014M	SKT 3/8" DR 14MM 12 PT DEEP
J5015M	SKT 3/8" DR 15MM 12 PT DEEP
J5016M	SKT 3/8" DR 16"MM 12 PT DEEP
J5017M	SKT 3/8" DR 17MM 12 PT DEEP
J5018M	SKT 3/8" DR 18MM 12 PT DEEP
J5019M	SKT 3/8" DR 19MM 12 PT DEEP
J5270A	UNIV JOINT 3/8" DR
J5260	EXTENSION 3/8" DR 3"
J5260-06	EXTENSION 3/8" DR 6"
J5265	HANDLE HINGE 3/8" DR 7-7/8"
J5249	CLASSIC RATCHET 3/8" DR 7"



11" W X 16" D X 2-3/8" H

1/2" DRIVE 18 PIECE SOCKET SET W/ CLASSIC PEAR HEAD RATCHET - FULL POLISH - 12 POINT

Foam + Tool Set Product #: J54120K
Tool Set Only Product #: J54120
Foam Only Product #: J54120F

Contents	Description
J5412	SKT 1/2" DR 3/8" 12 PT
J5414	SKT 1/2" DR 7/16" 12 PT
J5416	SKT 1/2" DR 1/2" 12 PT
J5418	SKT 1/2" DR 9/16" 12 PT
J5420	SKT 1/2" DR 5/8" 12 PT
J5422	SKT 1/2" DR 11/16" 12 PT
J5424	SKT 1/2" DR 3/4" 12 PT
J5426	SKT 1/2" DR 13/16" 12 PT
J5428	SKT 1/2" DR 7/8" 12 PT

Contents	Description
J5430	SKT 1/2" DR 15/16" 12 PT
J5432	SKT 1/2" DR 1" 12 PT
J5434	SKT 1/2" DR 1-1/16" 12 PT
J5436	SKT 1/2" DR 1-1/8" 12 PT
J5438	SKT 1/2" DR 1-3/16" 12 PT
J5440	SKT 1/2" DR 1-1/4" 12 PT
J5461	EXTENSION 1/2" DR 5"
J5467	HANDLE HINGE 1/2" DR 15-3/4"
J5449	CLASSIC RATCHET 1/2" DR 7"



11" W X 16" D X 2" H

1/2" DRIVE 18 PIECE SOCKET SET W/ CLASSIC PEAR HEAD RATCHET - FULL POLISH - 6 POINT

Foam + Tool Set Product #: J54122K
Tool Set Only Product #: J54122
Foam Only Product #: J54122F

Contents	Description
J5412H	SKT 1/2" DR 3/8" 6 PT
J5414H	SKT 1/2" DR 7/16" 6 PT
J5416H	SKT 1/2" DR 1/2" 6 PT
J5418H	SKT 1/2" DR 9/16" 6 PT
J5420H	SKT 1/2" DR 5/8" 6 PT
J5422H	SKT 1/2" DR 11/16" 6 PT
J5424H	SKT 1/2" DR 3/4" 6 PT
J5426H	SKT 1/2" DR 13/16" 6 PT
J5428H	SKT 1/2" DR 7/8" 6 PT

Contents	Description
J5430H	SKT 1/2" DR 15/16" 6 PT
J5432H	SKT 1/2" DR 1" 6 PT
J5434H	SKT 1/2" DR 1-1/16" 6 PT
J5436H	SKT 1/2" DR 1-1/8" 6 PT
J5438H	SKT 1/2" DR 1-3/16" 6 PT
J5440H	SKT 1/2" DR 1-1/4" 6 PT
J5461	EXTENSION 1/2" DR 5"
J5467	HANDLE HINGE 1/2" DR 15-3/4"
J5449	CLASSIC RATCHET 1/2" DR 7"



11" W X 16" D X 2" H

FOAMED MODULAR SETS - 11" W X 16" D MODULES

1/2" DRIVE 30 PIECE SOCKET SET W/ CLASSIC PEAR HEAD RATCHET - FULL POLISH - 12 POINT

Foam + Tool Set Product #: J54126K
Tool Set Only Product #: J54126
Foam Only Product #: J54126F

Contents	Description
J5412	SKT 1/2" DR 3/8" 12 PT
J5414	SKT 1/2" DR 7/16" 12 PT
J5416	SKT 1/2" DR 1/2" 12 PT
J5418	SKT 1/2" DR 9/16" 12 PT
J5420	SKT 1/2" DR 5/8" 12 PT
J5422	SKT 1/2" DR 11/16" 12 PT
J5424	SKT 1/2" DR 3/4" 12 PT
J5426	SKT 1/2" DR 13/16" 12 PT
J5428	SKT 1/2" DR 7/8" 12 PT
J5430	SKT 1/2" DR 15/16" 12 PT
J5432	SKT 1/2" DR 1" 12 PT
J5434	SKT 1/2" DR 1-1/16" 12 PT
J5436	SKT 1/2" DR 1-1/8" 12 PT
J5440	SKT 1/2" DR 1-1/4" 12 PT
J5316	SKT 1/2" DR 1/2" 12 PT DEEP

Contents	Description
J5318	SKT 1/2" DR 9/16" 12 PT DEEP
J5320	SKT 1/2" DR 5/8" 12 PT DEEP
J5322	SKT 1/2" DR 11/16" 12 PT DEEP
J5324	SKT 1/2" DR 3/4" 12 PT DEEP
J5326	SKT 1/2" DR 13/16" 12 PT DEEP
J5328	SKT 1/2" DR 7/8" 12 PT DEEP
J5330	SKT 1/2" DR 15/16" 12 PT DEEP
J5332	SKT 1/2" DR 1" 12 PT DEEP
J5334	SKT 1/2" DR 1-1/16" 12 PT DEEP
J5336	SKT 1/2" DR 1-1/8" 12 PT DEEP
J5340	SKT 1/2" DR 1-1/4" 12 PT DEEP
J5461	EXTENSION 1/2" DR 5"
J5463	EXTENSION 1/2" DR 10"
J5467	HANDLE HINGE 1/2" DR 15-3/4"
J5449	CLASSIC RATCHET 1/2" DR 7"



11" W X 16" D X 2" H

1/2" DRIVE 30 PIECE SOCKET SET W/ PREMIUM PEAR HEAD RATCHET - FULL POLISH - 12 POINT

Foam + Tool Set Product #: J54126XLK
Tool Set Only Product #: J54126XL
Foam Only Product #: J54126XLF

Contents	Description
J5412	SKT 1/2" DR 3/8" 12 PT
J5414	SKT 1/2" DR 7/16" 12 PT
J5416	SKT 1/2" DR 1/2" 12 PT
J5418	SKT 1/2" DR 9/16" 12 PT
J5420	SKT 1/2" DR 5/8" 12 PT
J5422	SKT 1/2" DR 11/16" 12 PT
J5424	SKT 1/2" DR 3/4" 12 PT
J5426	SKT 1/2" DR 13/16" 12 PT
J5428	SKT 1/2" DR 7/8" 12 PT
J5430	SKT 1/2" DR 15/16" 12 PT
J5432	SKT 1/2" DR 1" 12 PT
J5434	SKT 1/2" DR 1-1/16" 12 PT
J5436	SKT 1/2" DR 1-1/8" 12 PT
J5440	SKT 1/2" DR 1-1/4" 12 PT
J5316	SKT 1/2" DR 1/2" 12 PT DEEP

Contents	Description
J5318	SKT 1/2" DR 9/16" 12 PT DEEP
J5320	SKT 1/2" DR 5/8" 12 PT DEEP
J5322	SKT 1/2" DR 11/16" 12 PT DEEP
J5324	SKT 1/2" DR 3/4" 12 PT DEEP
J5326	SKT 1/2" DR 13/16" 12 PT DEEP
J5328	SKT 1/2" DR 7/8" 12 PT DEEP
J5330	SKT 1/2" DR 15/16" 12 PT DEEP
J5332	SKT 1/2" DR 1" 12 PT DEEP
J5334	SKT 1/2" DR 1-1/16" 12 PT DEEP
J5336	SKT 1/2" DR 1-1/8" 12 PT DEEP
J5340	SKT 1/2" DR 1-1/4" 12 PT DEEP
J5461	EXTENSION 1/2" DR 5"
J5463	EXTENSION 1/2" DR 10"
J5467	HANDLE HINGE 1/2" DR 15-3/4"
J5449XL	PREMIUM RATCHET 1/2" DR 10-1/2"



11" W X 16" D X 2" H



1/2" DRIVE 30 PIECE SOCKET SET W/ PRECISION 90 PEAR HEAD RATCHET - FULL POLISH - 12 POINT

Foam + Tool Set Product #: J54126HTCK
Tool Set Only Product #: J54126HTC
Foam Only Product #: J54126HTCF

Contents	Description
J5412	SKT 1/2" DR 3/8" 12 PT
J5414	SKT 1/2" DR 7/16" 12 PT
J5416	SKT 1/2" DR 1/2" 12 PT
J5418	SKT 1/2" DR 9/16" 12 PT
J5420	SKT 1/2" DR 5/8" 12 PT
J5422	SKT 1/2" DR 11/16" 12 PT
J5424	SKT 1/2" DR 3/4" 12 PT
J5426	SKT 1/2" DR 13/16" 12 PT
J5428	SKT 1/2" DR 7/8" 12 PT
J5430	SKT 1/2" DR 15/16" 12 PT
J5432	SKT 1/2" DR 1" 12 PT
J5434	SKT 1/2" DR 1-1/16" 12 PT
J5436	SKT 1/2" DR 1-1/8" 12 PT
J5440	SKT 1/2" DR 1-1/4" 12 PT
J5316	SKT 1/2" DR 1/2" 12 PT DEEP

Contents	Description
J5318	SKT 1/2" DR 9/16" 12 PT DEEP
J5320	SKT 1/2" DR 5/8" 12 PT DEEP
J5322	SKT 1/2" DR 11/16" 12 PT DEEP
J5324	SKT 1/2" DR 3/4" 12 PT DEEP
J5326	SKT 1/2" DR 13/16" 12 PT DEEP
J5328	SKT 1/2" DR 7/8" 12 PT DEEP
J5330	SKT 1/2" DR 15/16" 12 PT DEEP
J5332	SKT 1/2" DR 1" 12 PT DEEP
J5334	SKT 1/2" DR 1-1/16" 12 PT DEEP
J5336	SKT 1/2" DR 1-1/8" 12 PT DEEP
J5340	SKT 1/2" DR 1-1/4" 12 PT DEEP
J5461	EXTENSION 1/2" DR 5"
J5463	EXTENSION 1/2" DR 10"
J5467	HANDLE HINGE 1/2" DR 15-3/4"
J5449HTC	PRECISION 90 RATCHET 1/2" DR 11"



11" W X 16" D X 2" H

3 PIECE BRASS HAMMER SET

Foam + Tool Set Product #: J14300K
Tool Set Only Product #: J14300S
Foam Only Product #: J14300F

Contents	Description
J1430G	Hammer, Brass 1.5 lbs
J1431G	Hammer, Brass 3.8 lbs

Contents	Description
J1432G	Hammer, Brass 2.6 lbs



11" W X 16" D X 2-1/8" H


PROP 65 WARNING: Handling the brass material on this product exposes you to lead, a chemical known to the State of California to cause cancer and birth defects or other reproductive harm. Wash hands after use.

26 PIECE PUNCH & CHISEL SET

Foam + Tool Set Product #: J46S2K
Tool Set Only Product #: J46S2
Foam Only Product #: J46S2F

Contents	Description
J86A1/2S2	Chisel, Cold 5/8"
J86A1/4S2	Chisel, Cold 5/16"
J86A1X8S2	Chisel, Cold 1-3/16"
J86A3/16S2	Chisel, Cold 1/4"
J86A3/4X8S2	Chisel, Cold 7/8"
J86A5/16S2	Chisel, Cold 3/8"
J86A5/8S2	Chisel, Cold 3/4"
J86A7/16S2	Chisel, Cold 1/2"
J86A7/8X8S2	Chisel, Cold 1"
J411/2S2	Punch, Center 1/2"
J413/8S2	Punch, Center 3/8"
J445/16S2	Punch, Prick 5/16"
J471/2X1/4	Punch, Pin 1/4"

Contents	Description
J471/4X3/32	Punch, Pin 3/32"
J473/8X3/16	Punch, Pin 3/16"
J475/16X1/8	Punch, Pin 1/8"
J475/16X5/32	Punch, Pin 5/32"
J477/16X7/32	Punch, Pin 7/32"
J501/2S2	Punch, Starting 1/4"
J501/4S2	Punch, Starting 3/32"
J503/8S2	Punch, Starting 3/16"
J505/16S2	Punch, Starting 1/8"
J507/16S2	Punch, Starting 7/32"
J961/2S2	Punch, Drift 1/4"
J963/8S2	Punch, Drift 3/16"
J965/16S2	Punch, Drift 1/8"



11" W X 16" D X 1-3/8" H

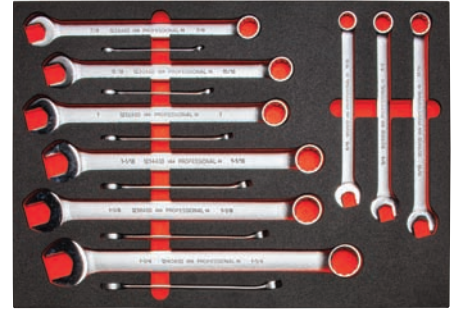
FOAMED MODULAR SETS - 11" W X 16" D MODULES

15 PIECE COMBINATION WRENCH SET - SATIN - 12 POINT

Foam + Tool Set Product #: J1200FASDK
Tool Set Only Product #: J1200FASD
Foam Only Product #: J1200FASDF

Contents	Description
J1210A	WR COMB 5/16" ASD 12 PT
J1212ASD	WR COMB 3/8" ASD 12 PT
J1214ASD	WR COMB 7/16" ASD 12 PT
J1216ASD	WR COMB 1/2" ASD 12 PT
J1218ASD	WR COMB 9/16" ASD 12 PT
J1220ASD	WR COMB 5/8" ASD 12 PT
J1222ASD	WR COMB 11/16" ASD 12 PT
J1224ASD	WR COMB 3/4" ASD 12 PT

Contents	Description
J1226ASD	WR COMB 13/16" ASD 12 PT
J1228ASD	WR COMB 7/8" ASD 12 PT
J1230ASD	WR COMB 15/16" ASD 12 PT
J1232ASD	WR COMB 1" ASD 12 PT
J1234ASD	WR COMB 1-1/16" ASD 12 PT
J1236ASD	WR COMB 1-1/8" ASD 12 PT
J1240ASD	WR COMB 1-1/4" ASD 12 PT



23" W X 16" D X 1-1/4" H

14 PIECE COMBINATION WRENCH SET - BLACK OXIDE - 12 POINT

Foam + Tool Set Product #: J1200FBASDK
Tool Set Only Product #: J1200FBASD
Foam Only Product #: J1200FBASDF

Contents	Description
J1212BASD	WR COMB 3/8" ASD 12 PT
J1214BASD	WR COMB 7/16" ASD 12 PT
J1216BASD	WR COMB 1/2" ASD 12 PT
J1218BASD	WR COMB 9/16" ASD 12 PT
J1220BASD	WR COMB 5/8" ASD 12 PT
J1222BASD	WR COMB 11/16" ASD 12 PT
J1224BASD	WR COMB 3/4" ASD 12 PT

Contents	Description
J1226BASD	WR COMB 13/16" ASD 12 PT
J1228BASD	WR COMB 7/8" ASD 12 PT
J1230BASD	WR COMB 15/16" ASD 12 PT
J1232BASD	WR COMB 1" ASD 12 PT
J1234BASD	WR COMB 1-1/16" ASD 12 PT
J1236BASD	WR COMB 1-1/8" ASD 12 PT
J1240BASD	WR COMB 1-1/4" ASD 12 PT



23" W X 16" D X 1-1/4" H

15 PIECE COMBINATION WRENCH SETS - FULL POLISH - 12 POINT

Foam + Tool Set Product #: J1200F-T500K
Tool Set Only Product #: J1200F-T500
Foam Only Product #: J1200F-T500F

Contents	Description
J1210-T500	WR COMB 5/16" ASD 12 PT
J1212-T500	WR COMB 3/8" ASD 12 PT
J1214-T500	WR COMB 7/16" ASD 12 PT
J1216-T500	WR COMB 1/2" ASD 12 PT
J1218-T500	WR COMB 9/16" ASD 12 PT
J1220-T500	WR COMB 5/8" ASD 12 PT
J1222-T500	WR COMB 11/16" ASD 12 PT
J1224-T500	WR COMB 3/4" ASD 12 PT

Contents	Description
J1226-T500	WR COMB 13/16" ASD 12 PT
J1228-T500	WR COMB 7/8" ASD 12 PT
J1230-T500	WR COMB 15/16" ASD 12 PT
J1232-T500	WR COMB 1" ASD 12 PT
J1234-T500	WR COMB 1-1/16" ASD 12 PT
J1236-T500	WR COMB 1-1/8" ASD 12 PT
J1240-T500	WR COMB 1-1/4" ASD 12 PT



23" W X 16" D X 1-1/4" H




18 PIECE METRIC COMBINATION ASD WRENCH SET - SATIN - 12 POINT

Foam + Tool Set Product #: J1200R-MASDK
Tool Set Only Product #: J1200R-MASD
Foam Only Product #: J1200R-MASDF

Contents	Description
J1207MA	WR COMB 7MM ASD 12 PT
J1208MA	WR COMB 8MM ASD 12 PT
J1209MA	WR COMB 9MM ASD 12 PT
J1210MASD	WR COMB 10MM ASD 12 PT
J1211MASD	WR COMB 11MM ASD 12 PT
J1212MASD	WR COMB 12MM ASD 12 PT
J1213MASD	WR COMB 13MM ASD 12 PT
J1214MASD	WR COMB 14MM ASD 12 PT
J1215MASD	WR COMB 15MM ASD 12 PT

Contents	Description
J1216MASD	WR COMB 16MM ASD 12 PT
J1217MASD	WR COMB 17MM ASD 12 PT
J1218MASD	WR COMB 18MM ASD 12 PT
J1219MASD	WR COMB 19MM ASD 12 PT
J1220MASD	WR COMB 20MM ASD 12 PT
J1221MASD	WR COMB 21MM ASD 12 PT
J1222MASD	WR COMB 22MM ASD 12 PT
J1223MASD	WR COMB 23MM ASD 12 PT
J1224MASD	WR COMB 24MM ASD 12 PT



23" W X 16" D X 1-1/4" H

30 PIECE 3/8" & 1/2" DRIVE CROWFOOT SET

Foam + Tool Set Product #: J49002K
Tool Set Only Product #: J49002S
Foam Only Product #: J49002F

Contents	Description
J4912CF	Crowfoot 3/8"
J4914CF	Crowfoot 7/16"
J4916CF	Crowfoot 1/2"
J4918CF	Crowfoot 9/16"
J4920CF	Crowfoot 5/8"
J4922CF	Crowfoot 11/16"
J4924CF	Crowfoot 3/4"
J4926CF	Crowfoot 13/16"
J4928CF	Crowfoot 7/8"
J4930CF	Crowfoot 15/16"
J4932CF	Crowfoot 1"
J4934CF	Crowfoot 1-1/16"
J4936CF	Crowfoot 1-1/8"
J4938CF	Crowfoot 1-3/16"
J4940CF	Crowfoot 1-1/4"

Contents	Description
J5334CF	Crowfoot 1-1/16"
J5336CF	Crowfoot 1-1/8"
J5338CF	Crowfoot 1-3/16"
J5340CF	Crowfoot 1-1/4"
J5342CF	Crowfoot 1-5/16"
J5344CF	Crowfoot 1-3/8"
J5346CF	Crowfoot 1-7/16"
J5348CF	Crowfoot 1-1/2"
J5350CF	Crowfoot 1-9/16"
J5352CF	Crowfoot 1-5/8"
J5354CF	Crowfoot 1-11/16"
J5356CF	Crowfoot 1-3/4"
J5358CF	Crowfoot 1-13/16"
J5360CF	Crowfoot 1-7/8"
J5364CF	Crowfoot 2"



23" W X 16" D X 1-1/4" H

12 PIECE RETAINING RING PLIERS SET

Foam + Tool Set Product #: J360BK
Tool Set Only Product #: J360B
Foam Only Product #: J360BF

Contents	Description
J399	Retaining Ring Pliers 5-7/8"
J370	Retaining Ring Pliers 5-3/4"
J371	Retaining Ring Pliers 5-11/16"
J372	Retaining Ring Pliers 5-7/8"
J373	Retaining Ring Pliers 5-3/4"
J374	Retaining Ring Pliers 5-11/16"

Contents	Description
J385	Retaining Ring Pliers 7-1/2"
J375	Retaining Ring Pliers 7-3/8"
J376	Retaining Ring Pliers 7-1/8"
J377	Retaining Ring Pliers 9-1/4"
J378	Retaining Ring Pliers 9"
J379	Retaining Ring Pliers 8-5/8"



23" W X 16" D X 1-1/4" H


FOAMED MODULAR SETS - 23" W X 16" D MODULES

1/2" DRIVE 15 PIECE DRIVE TOOLS & ACCESSORIES SET W/ PRECISION 90 RATCHET - FULL POLISH

Foam + Tool Set Product #: J54000K
Tool Set Only Product #: J54000S
Foam Only Product #: J54000F

Contents	Description
J5449HTC	Precision 90 Pear Head Ratchet 1/2" DR 11"
J5450HTC	Precision 90 Pear Head Ratchet 1/2" DR 18"
J5450HTCF	Flex Head Precision 90 Pear Head Ratchet 1/2" DR 18"
J5460	Extension 1/2" DR - 2-1/2"
J5460-03L	Locking Extension 1/2" DR 3"
J5461	Extension 1/2" DR 5"
J5461L	Locking Extension 1/2" DR 5"

Contents	Description
J5463	Extension 1/2" DR 10"
J5463L	Locking Extension 1/2" DR 10"
J5464	Extension 1/2" DR 20"
J5467	Hinge Handle 1/2" DR 15-3/4"
J5470A	Universal Joint 1/2" DR
J5485	Sliding T-Handle 1/2" DR
J5254	DR Adapter 1/2" F x 3/8" M
J5653	DR Adapter 1/2" F x 3/4" M




23" W X 16" D X 1-45/64" H

19 PIECE SCREWDRIVER SET

Foam + Tool Set Product #: J1219SCK
Tool Set Only Product #: J1219SC
Foam Only Product #: J1219SCF

Contents	Description
JCP1803R	Screwdriver Slotted Cabinet Round 1/8" x 3"
JCP1804R	Screwdriver Slotted Cabinet Round 1/8" x 4"
JCP1808R	Screwdriver Slotted Cabinet Round 1/8" x 8"
JC31604R	Screwdriver Slotted Cabinet Round 3/16" x 4"
JK31604S	Screwdriver Slotted Square 3/16" x 4"
JC31608R	Screwdriver Slotted Cabinet Round 3/16" x 8"
JK14112R	Screwdriver Slotted Stubby Round 1/4" x 1-1/2"
JK1404S	Screwdriver Slotted Square 1/4" x 4"

Contents	Description
JK51606S	Screwdriver Slotted Square 5/16" x 6"
JK3808S	Screwdriver Slotted Square 3/8" x 8"
JK3812S	Screwdriver Slotted Square 3/8" x 12"
JPP0003R	Screwdriver Phillips Round # 0 x 3"
JP0103R	Screwdriver Phillips Round # 1 x 3"
JP0108R	Screwdriver Phillips Round # 1 x 8"
JP02112R	Screwdriver Phillips Stubby Round # 2 x 1-1/2"
JP0204R	Screwdriver Phillips Round # 2 x 4"
JP0208R	Screwdriver Phillips Round # 2 x 8"
JP0306R	Screwdriver Phillips Round # 3 x 6"
JP0408R	Screwdriver Phillips Round # 4 x 8"




23" W X 16" D X 1-37/64" H

19 PIECE NUT DRIVER SET

Foam + Tool Set Product #: J12000K
Tool Set Only Product #: J12000S
Foam Only Product #: J12000F

Contents	Description
JN31604R	Nut Driver 3/16" x 4"
JN1404R	Nut Driver 1/4" x 4"
JN51604R	Nut Driver 5/16" x 4"
JN113204R	Nut Driver 11/32" x 4"
JN3804R	Nut Driver 3/8" x 4"
JN71604R	Nut Driver 7/16" x 4"
JN1204R	Nut Driver 1/2" x 4"
JN0404RM	Nut Driver 4 mm x 4"
JN0504RM	Nut Driver 5 mm x 4"
JN5504RM	Nut Driver 5.5 mm x 4"

Contents	Description
JN0604RM	Nut Driver 6 mm x 4"
JN0704RM	Nut Driver 7 mm x 4"
JN0804RM	Nut Driver 8 mm x 4"
JN0904RM	Nut Driver 9 mm x 4"
JN1004RM	Nut Driver 10 mm x 4"
JN1104RM	Nut Driver 11 mm x 4"
JN1204RM	Nut Driver 12 mm x 4"
JN1304RM	Nut Driver 13 mm x 4"
JN1404RM	Nut Driver 14 mm x 4"



23" W X 16" D X 1-5/8" H

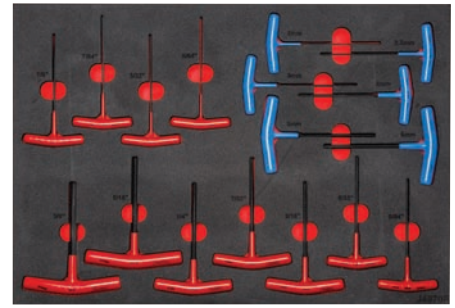


17 PIECE T-HANDLE HEX KEY SET

Foam + Tool Set Product #: J4970K
Tool Set Only Product #: J4970S
Foam Only Product #: J4970F

Contents	Description
J46405	T-Handle Hex Key 5/64"
J46406	T-Handle Hex Key 3/32"
J46407	T-Handle Hex Key 7/64"
J46408	T-Handle Hex Key 1/8"
J46409	T-Handle Hex Key 9/64"
J46410	T-Handle Hex Key 5/32"
J46412	T-Handle Hex Key 3/16"
J46414	T-Handle Hex Key 7/32"
J46416	T-Handle Hex Key 1/4"

Contents	Description
J46420	T-Handle Hex Key 5/16"
J46424	T-Handle Hex Key 3/8"
J46508	T-Handle Hex Key 2 mm
J46510	T-Handle Hex Key 2.5 mm
J46512	T-Handle Hex Key 3 mm
J46514	T-Handle Hex Key 4 mm
J46516	T-Handle Hex Key 5 mm
J46518	T-Handle Hex Key 6 mm



23" W X 16" D X 1-1/4" H

22 PIECE REVERSIBLE RATCHETING COMBINATION WRENCH SET - BLACK CHROME - SPLINE

Foam + Tool Set Product #: JSCVM-22SK
Tool Set Only Product #: JSCVM-22S
Foam Only Product #: JSCVM-22SF

Contents	Description
JSCVM06	WR COMB REV SPL 6MM
JSCVM07	WR COMB REV SPL 7MM
JSCVM08	WR COMB REV SPL 8MM
JSCVM09	WR COMB REV SPL 9MM
JSCVM10	WR COMB REV SPL 10MM
JSCVM11	WR COMB REV SPL 11MM
JSCVM12	WR COMB REV SPL 12MM
JSCVM13	WR COMB REV SPL 13MM
JSCVM14	WR COMB REV SPL 14MM
JSCVM15	WR COMB REV SPL 15MM
JSCVM16	WR COMB REV SPL 16MM

Contents	Description
JSCVM17	WR COMB REV SPL 17MM
JSCVM18	WR COMB REV SPL 18MM
JSCVM19	WR COMB REV SPL 19MM
JSCVM21	WR COMB REV SPL 21MM
JSCVM22	WR COMB REV SPL 22MM
JSCVM24	WR COMB REV SPL 24MM
JSCVM27	WR COMB REV SPL 27MM
JSCVM30	WR COMB REV SPL 30MM
JSCVM32	WR COMB REV SPL 32MM
JSCVM34	WR COMB REV SPL 34MM
JSCVM36	WR COMB REV SPL 36MM



23" W X 16" D X 1-1/4" H




23" W X 16" D X 1-1/4" H

20 PIECE REVERSIBLE RATCHETING COMBINATION WRENCH SET - BLACK CHROME - SPLINE

Foam + Tool Set Product #: JSCV-20SK
Tool Set Only Product #: JSCV-20S
Foam Only Product #: JSCV-20SF

Contents	Description
JSCV07	WR COMB REV SPL 7/32"
JSCV08	WR COMB REV SPL 1/4"
JSCV09	WR COMB REV SPL 9/32"
JSCV10	WR COMB REV SPL 5/16"
JSCV11	WR COMB REV SPL 11/32"
JSCV12	WR COMB REV SPL 3/8"
JSCV14	WR COMB REV SPL 7/16"
JSCV16	WR COMB REV SPL 1/2"
JSCV18	WR COMB REV SPL 9/16"

Contents	Description
JSCV20	WR COMB REV SPL 5/8"
JSCV22	WR COMB REV SPL 11/16"
JSCV24	WR COMB REV SPL 3/4"
JSCV26	WR COMB REV SPL 13/16"
JSCV28	WR COMB REV SPL 7/8"
JSCV30	WR COMB REV SPL 15/16"



11" W X 16" D X 1-1/4" H



23" W X 16" D X 1-1/4" H


Contents	Description
JSCV32	WR COMB REV SPL 1"
JSCV34	WR COMB REV SPL 1-1/16"
JSCV36	WR COMB REV SPL 1-1/8"
JSCV40	WR COMB REV SPL 1-1/4"
JSCV48	WR COMB REV SPL 1-1/2"

1/2" DRIVE 65 PIECE COMBINATION SOCKET SET - FULL POLISH - 8 & 12 POINT

Foam + Tool Set Product #: J54132K
Tool Set Only Product #: J54132
Foam Only Product #: J54132F



11" W X 16" D X 2-1/2" H



23" W X 16" D X 1-1/4" H

Contents	Description
J5412S	SKT 1/2" DR 3/8" 8 PT
J5414S	SKT 1/2" DR 7/16" 8 PT
J5416S	SKT 1/2" DR 1/2" 8 PT
J5418S	SKT 1/2" DR 9/16" 8 PT
J5420S	SKT 1/2" DR 5/8" 8 PT
J5422S	SKT 1/2" DR 11/16" 8 PT
J5424S	SKT 1/2" DR 3/4" 8 PT
J5426S	SKT 1/2" DR 13/16" 8 PT
J5428S	SKT 1/2" DR 7/8" 8 PT
J5432S	SKT 1/2" DR 1" 8 PT
J5412	SKT 1/2" DR 3/8" 12 PT
J5414	SKT 1/2" DR 7/16" 12 PT
J5416	SKT 1/2" DR 1/2" 12 PT
J5418	SKT 1/2" DR 9/16" 12 PT
J5419	SKT 1/2" DR 19/32" 12 PT
J5420	SKT 1/2" DR 5/8" 12 PT
J5422	SKT 1/2" DR 11/16" 12 PT
J5424	SKT 1/2" DR 3/4" 12 PT
J5425	SKT 1/2" DR 25/32" 12 PT
J5426	SKT 1/2" DR 13/16" 12 PT
J5428	SKT 1/2" DR 7/8" 12 PT
J5429	SKT 1/2" DR 29/32" 12 PT
J5430	SKT 1/2" DR 15/16" 12 PT
J5432	SKT 1/2" DR 1" 12 PT

Contents	Description
J5434	SKT 1/2" DR 1-1/16" 12 PT
J5436	SKT 1/2" DR 1-1/8" 12 PT
J5438	SKT 1/2" DR 1-3/16" 12 PT
J5440	SKT 1/2" DR 1-1/4" 12 PT
J5442	SKT 1/2" DR 1-5/16" 12 PT
J5444	SKT 1/2" DR 1-3/8" 12 PT
J5446	SKT 1/2" DR 1-7/16" 12 PT
J5448	SKT 1/2" DR 1-1/2" 12 PT
J5316	SKT 1/2" DR 1/2" 12 PT DEEP
J5318	SKT 1/2" DR 9/16" 12 PT DEEP
J5320	SKT 1/2" DR 5/8" 12 PT DEEP
J5322	SKT 1/2" DR 11/16" 12 PT DEEP
J5324	SKT 1/2" DR 3/4" 12 PT DEEP
J5326	SKT 1/2" DR 13/16" 12 PT DEEP
J5328	SKT 1/2" DR 7/8" 12 PT DEEP
J5330	SKT 1/2" DR 15/16" 12 PT DEEP
J5332	SKT 1/2" DR 1" 12 PT DEEP
J5334	SKT 1/2" DR 1-1/16" 12 PT DEEP
J5336	SKT 1/2" DR 1-1/8" 12 PT DEEP
J5340	SKT 1/2" DR 1-1/4" 12 PT DEEP
J5444A	SKT DRAG LINK 1/2" DR 3/4"

Contents	Description
J54411/2	SKT HEX BIT 1/2" DR 1/2"
J54411/4	SKT HEX BIT 1/2" DR 1/4"
J54413/8	SKT HEX BIT 1/2" DR 3/8"
J54415/16	SKT HEX BIT 1/2" DR 5/16"
J54415/8	SKT HEX BIT 1/2" DR 5/8"
J54417/16	SKT HEX BIT 1/2" DR 7/16"
J54419/16	SKT HEX BIT 1/2" DR 9/16"
J5470A	UNIV JOINT 1/2" DR
J5475A	UNIV SKT 1/2" DR 1/2" 12 PT
J5476A	UNIV SKT 1/2" DR 9/16" 12 PT
J5477A	UNIV SKT 1/2" DR 5/8" 12 PT
J5460	EXTENSION 1/2" DR 2-1/2"
J5461	EXTENSION 1/2" DR 5"
J5463	EXTENSION 1/2" DR 10"
J5468	HANDLE HINGE 1/2" DR 18-5/8"
J5480G	HANDLE SLIDING-T 1/2" DR
J5485	HANDLE SLIDING-T 1/2" DR
J5447	RATCHET ADAPTER 1/2" DR
J5449	CLASSIC RATCHET 1/2" DR 10"
J5450	CLASSIC RATCHET 1/2" DR 16"



**Contact your Proto Rep
for more information on
Modular Sets**



CONTENTS

PRECISION 90

PEAR HEAD RATCHETS . . . 271-272

PREMIUM

PEAR HEAD RATCHETS . . . 272-273

CLASSIC

PEAR HEAD RATCHETS . . . 274-276

ROUND HEAD RATCHETS277

SPECIALTY RATCHETS278

DRIVE TOOLS &

ACCESSORIES SETS279

RATCHET ADAPTERS,

DRIVERS, & HANDLES . . . 280-281

EXTENSION SETS282

EXTENSIONS283-284

ADAPTERS &

UNIVERSAL JOINTS284-285

SOCKET SETS

1/4", 3/8", & 1/2" DRIVE

SOCKET SETS286-296

1/4" & 3/8" DRIVE

SOCKET SETS297-300

BIT SETS301-303

1/4" DRIVE

SOCKET SETS304-311

TORX BIT SETS311

HEX BIT SETS311-312

3/8" DRIVE

SOCKET SETS313-327

HEX BIT SETS328-330

3/8" & 1/2" DRIVE

SOCKET & HEX BIT SETS . . 331-332

1/2" DRIVE

SOCKET SETS333-345

HEX BIT SETS346-347

3/4" DRIVE SOCKET SETS . . 348-350

1" DRIVE SOCKET SETS351

INSULATED SOCKET SETS352

SOCKETS

1/4" DRIVE

SOCKETS353-359

HEX BIT SOCKETS359-360

3/8" DRIVE

SOCKETS361-369

HEX BIT SOCKETS370-371

1/2" DRIVE

SOCKETS372-378

HEX BIT SOCKETS378-379

3/4" DRIVE SOCKETS380-383

1" DRIVE SOCKETS384-385

INSULATED SOCKETS

1/4" DRIVE386

3/8" DRIVE386-387

1/2" DRIVE387-388

SOCKET RAILS & STUDS389

SOCKET BARS & CLIPS390





PRECISION

WHEN THERE IS NO TIME FOR DELAYS

MEET OR EXCEEDS STANDARDS

Plating Standard AS4984A: Requires Tools to have a 40% thicker* nickel-chrome coating for greater corrosion-resistance and durability.

Dimensional & Performance Standards

Requires tools to meet specifications to help promote safety, quality and effectiveness of products and services:

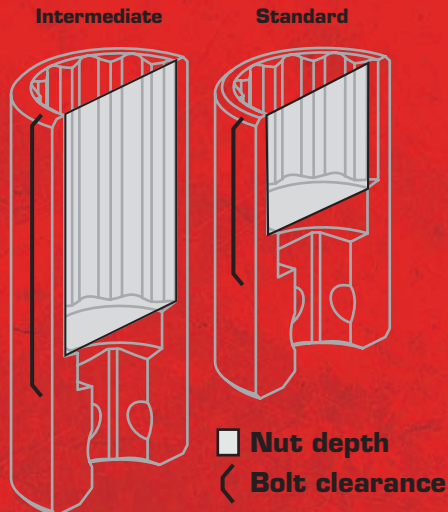
SAE AS955, SAE AS4283C, SAE AS954G, AS4984A.



INTERMEDIATE SOCKETS

PROTO® intermediate sockets feature increased Nut Depth and Bolt Clearance vs. Standard Length sockets.


This gives PROTO® intermediate sockets versatility in tight spaces.



*Than tools that meet ASME Specs

RATCHET GUIDE

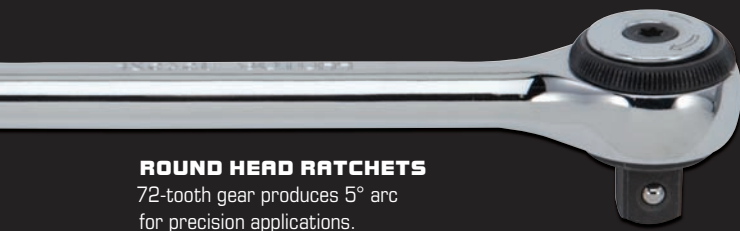
CLASSIC PEAR HEAD RATCHETS
24-tooth gear produces 15° arc per click. (Pg. 274)



PRECISION 90 PEAR HEAD RATCHETS
90-tooth gear produces 4° arc for optimum accessibility. (Pg. 271)



PREMIUM PEAR HEAD RATCHETS
45-tooth gear produces 8° arc per click. Sealed ratchet head available with Quick Release button. (Pg. 272)



ROUND HEAD RATCHETS
72-tooth gear produces 5° arc for precision applications. (Pg. 277)



AVIATION RATCHETS
Vertical hole drilled through drive plug. Installs frangible collars onto threaded pins. (Pgs. 273, 274)



SCAFFOLDING RATCHETS
Single-piece socket and drive tool with tether hole. (Pg. 278)

INSULATED RATCHETS
Insulated to 1000V AC or 1500V DC. (Pg. 278)



STUBBY RATCHETS
Used for tight quarters and enclosed spaces. (Pg. 275)



ADDITIONAL FEATURES

LENGTH TYPES
LONG SHORT OR STANDARD

FINISH
FULL POLISH OR BLACK OXIDE

RATCHETING HEAD TYPE
FLAT HEAD OR FIXED HEAD



FEMALE DRIVE RATCHETS
Used on plug-end connectors like clamps, threading machines, and pipe-end caps. (Pg. 275)



FLEX-HEAD RATCHETS
Pivoting head to reach bolts at different angle. (Pg. 277)



LONG-HANDLED RATCHETS
Various lengths for extra leverage. (Pgs. 271, 272, 274, 277)



SPUD HANDLE RATCHETS
Lines up steel beams before the bolts are tightened. (Pg. 278)

SOCKETS

We offer a wide range of socket sizes with different point counts to meet an equally wide range of job site needs. The right tool for the right job is frequently a very specific tool.

PROFILES



6 POINT

8 POINT

12 POINT

SPLINE

FINISHES

Finishes protect the tool from dirt, wear, and light damage. Different finishes serve different goals and industry needs.

Polished Chrome


finish is the industry standard. We upgrade ours to meet aerospace standards where applicable.



Black Oxide is used where the threat of any chrome peeling or chipping might be an issue.



Satin Chrome is used in larger sizes. The finish has more grip and better handling, especially with gloved hands.



LENGTHS



SUPER SHORT

STANDARD

INTERMEDIATE

DEEP

ADDITIONAL SOCKET TYPES



SPARK PLUG

UNIVERSAL

DRIVE SIZES: 1/4", 3/8", 1/2", 3/4" AND 1"

Manufactured to exceed ASME B107 specifications, Proto® sockets have a hardness rating of 47 to 51 HRC. Proto® leads the industry in the breadth and depth of its product line, and we have added more new sizes to our 1/2" Drive, 3/8" Drive, and 1/4" Drive sockets.



SCREWDRIVER BIT SOCKETS

Allows ratchets to sink and remove fasteners quicker than standard screwdrivers. Most sets will have a good range of the standard bits, along with a mix of specialty ones.



SLOTTED

PHILLIPS

TORX®

HEX BIT SOCKETS

Available in both metric and fractional sizes, Proto® Hex Bits also come in different lengths. The Ball End Hex Bit allows you to pivot as much as 15° in order to reach fasteners offset from the vertical.



BALL END

SHORT

MEDIUM

LONG

CROWFOOT

Frequently used where obstructions are an issue, a Crowfoot wrench, with a locking extension, can reach around pipes, tubes and rods that block direct access to the fastener.



OPEN END

FLARE NUT

**12 POINT
FLARE NUT**

INSULATED SOCKETS AND BIT SOCKETS

Used in electrical applications where it is not possible to power down the equipment being serviced. They must be used with insulated ratchets and extensions.



SOCKET

BIT SOCKETS



2020 PACKAGING INNOVATION

BLOW MOLD CASES

LAUNCHING
FALL 2020



OLD MODEL



NEW MODEL



Engineered Push/Lift system for easy socket removal.

IP-rated gasket seal to help provide optimal dust and moisture resistance.

Features compact layouts and ultra-thin profile for critical space savings.

Quick-release, removable lid designed to nest under base without adding depth.



CASE OPEN. LID NESTED.




BACK VIEW



CASE CLOSED

SOCKET RAILS & STUDS

- › Lightweight, anodized aluminum rails provide durability without sacrificing added weight.
- › 360-degree rotating studs allow for perfect positioning on sockets for maximum visibility of the size markings.
- › Includes socket studs featuring metal ball detent for strong hold on sockets.





PRECISION 90 PEAR HEAD RATCHETS

- › 90 tooth count allows for 4 degree arc swing.
- › Double nickel chrome plated for enhanced corrosion protection.
- › Small, pear head design for access in tight, hard-to-reach work areas.
- › Full polish sockets meet and exceed stringent aerospace specification AS4984A which requires tools to have a thicker nickel-chrome coating for greater corrosion-resistance and durability.
- › Contoured, ergonomically designed handle for comfort.
- › Low profile reversing lever design for quick, one hand operation.
- › Knurled bands allow for increased grip and slip resistance.



PRECISION 90 PEAR HEAD RATCHETS

Product #	Drive Size (in)	Length	Finish	Overall Length (in)	Weight (lbs)	Repair Kit Part #
J4749HTC*	1/4	Standard	Full Polish	5-7/32	0.25	J47HTCFRK
J4749HTCBL*	1/4	Standard	Black Oxide	5-7/32	0.25	J47HTCFRK
J4750HTC	1/4	Long	Full Polish	9	0.25	J47HTCFRK
J4750HTCF	1/4	Long - Flex Head	Full Polish	9	0.44	J47HTCFRK
J5249HTC*	3/8	Standard	Full Polish	7-11/16	0.69	J52HTCFRK
J5249HTCBL*	3/8	Standard	Black Oxide	7-11/16	0.69	J52HTCFRK
J5250HTC	3/8	Long	Full Polish	12-39/64	0.83	J52HTCFRK
J5250HTCBL	3/8	Long	Black Oxide	12-39/64	0.83	J52HTCFRK
J5249HTCF	3/8	Standard - Flex Head	Full Polish	7-11/16	0.74	J52HTCFRK
J5250HTCF	3/8	Long - Flex Head	Full Polish	12-11/16	0.88	J52HTCFRK
J5449HTC*	1/2	Standard	Full Polish	10-11/16	1.83	J54HTCFRK
J5449HTCBL*	1/2	Standard	Black Oxide	10-11/16	1.83	J54HTCFRK
J5450HTC	1/2	Long	Full Polish	17-11/16	2.52	J54HTCFRK
J5450HTCBL	1/2	Long	Black Oxide	17-11/16	2.52	J54HTCFRK
J5426HTC	1/2	Extra Long	Full Polish	25-11/16	3.28	J54HTCFRK
J5426HTCBL	1/2	Extra Long	Black Oxide	25-11/16	3.28	J54HTCFRK
J5450HTCF	1/2	Long - Flex Head	Full Polish	17-11/16	2.65	J54HTCFRK

*SAE AS4283C ASME B107.110-2012

PRECISION 90

Low profile reversing lever design for quick, one hand operation.

Double nickel chrome plated for enhanced corrosion protection.

Knurled bands allow for increased grip and slip resistance.

Contoured, ergonomically designed handle for comfort.

Full polish finish for easy clean up.
Black oxide finishes available for use where non-plated products are required.

Small, pear head design for access in tight, hard-to-reach work areas.

90 tooth count allows for 4° arc swing.

Wide pawl disperses torque load to many gear teeth.

- 6 POINT
 8 POINT
 12 POINT
 SPL SPLINE
 HEX HEX
 FULL POLISH
 SATIN
 BLACK OXIDE
 INSULATED

PRECISION 90 PEAR HEAD RATCHET REPAIR KITS

Product #	Drive Size (in)	Ratchets
J47HTCFRK	1/4	J4749HTC, J4749HTCBL, J4750HTC, J4750HTCF
J52HTCFRK	3/8	J5249HTC, J5249HTCBL, J5250HTC, J5250HTCBL, J5249HTCF, J5250HTCF
J54HTCFRK	1/2	J5449HTC, J5449HTCBL, J5450HTC, J5450HTCBL, J5426HTC, J5426HTCBL, J5450HTCF



PREMIUM PEAR HEAD RATCHETS

- ▶ Small pear head design for access in tight, hard-to-reach work areas.
- ▶ 45-tooth gear provides balance between 8° articulation angle and high torque carrying capacity.
- ▶ Patented, sealed-head design helps prevent debris from entering ratchet mechanism reducing wear. Also, helps to keep lubrication contained within the components.
- ▶ Low profile reversing lever design for quick, one-hand operation.
- ▶ Contoured, ergonomically designed handle for comfort. Knurled bands allow for increased grip and slip resistance.
- ▶ Full polish finishes offer double nickel chrome plating for enhanced corrosion protection.
- ▶ Field repairable.



Product #	Drive Size (in)	Finish	Style	Overall Length (in)	Weight (lbs)	Repair Kit Part #
J4749XL*	1/4	Full Polish	Pear Head	5-5/8	0.25	J4749XLRK
J4749XLBL*	1/4	Black Oxide	Pear Head	5-9/16	0.25	J4749XLRK
J4749XLQR*	1/4	Full Polish	Quick-Release	5-5/8	0.25	J4749XLQRRK
J4749XLQRBL*	1/4	Black Oxide	Quick-Release	5-5/8	0.25	J4749XLQRRK
J5249XL*	3/8	Full Polish	Pear Head	8-1/2	0.86	J5249XLRK
J5249XLBL*	3/8	Black Oxide	Pear Head	8-1/2	0.87	J5249XLRK
J5249XLQR*	3/8	Full Polish	Quick-Release	8-1/2	0.86	J5249XLQRRK
J5249XLQRBL*	3/8	Black Oxide	Quick-Release	8-1/2	0.86	J5249XLQRRK
J5449XL	1/2	Full Polish	Pear Head	10-1/2	1.72	J5449XLRK
J5449XLBL	1/2	Black Oxide	Pear Head	10-1/2	1.72	J5449XLRK
J5449XLQR	1/2	Full Polish	Quick-Release	10-1/2	1.72	J5449XLQRRK
J5449XLQRBL	1/2	Black Oxide	Quick-Release	10-1/2	1.72	J5449XLQRRK

*SAE AS4283C ASME B107.110-2012

LONG HANDLE



Product #	Drive Size (in)	Finish	Style	Overall Length (in)	Weight (lbs)	Repair Kit Part #
J5250XL*	3/8	Full Polish	Pear Head	11	1.03	J5249XLRK
J5250XLBL*	3/8	Black Oxide	Pear Head	11	0.98	J5249XLRK
J5250XLQRBL*	3/8	Black Oxide	Quick-Release	11	1.03	J5249XLQRRK
J5450XL	1/2	Full Polish	Pear Head	15	2.18	J5449XLRK
J5450XLQR	1/2	Full Polish	Quick-Release	15	2.18	J5449XLQRRK
J5450XLBL	1/2	Black Oxide	Pear Head	15	2.18	J5449XLRK
J5450XLQRBL	1/2	Black Oxide	Quick-Release	15	2.18	J5449XLQRRK

*SAE AS4283C ASME B107.110-2012



AVIATION PREMIUM PEAR HEAD RATCHETS



- › Vertical hole drilled in drive plug, designed for installation of frangible collars on threaded pins.
- › Robust 45-tooth gear pawl design provides 8° ratcheting angle while maximizing ultimate torque.
- › Thin head design for access into tight work areas.
- › Reversing lever designed for quick, one-hand operation.
- › Full polish nickel chrome plated.



Product #	Drive Size (in)	Finish	Style	Overall Length (in)	Weight (lbs)	Repair Kit Part #
J4749XLHS	1/4	Full Polish	Aerospace	5-45/64	0.25	J4749XLHSRK
J5249XLHS	3/8	Full Polish	Aerospace	8-1/2	0.86	J5249XLHSRK

SAE AS4283C ASME B107.110-2012

PREMIUM PEAR HEAD RATCHETS

SOCKET RETENTION PREMIUM PEAR HEAD RATCHETS

- › Small pear head design for access in tight, hard to reach work areas.
- › 45-Tooth gear provides balance between 8° articulation angle and high torque carrying capacity.
- › Sealed design helps prevent debris from entering the ratchet mechanism reducing wear. Also, helps to keep lubrication contained within the components. Patent pending design.
- › Low profile reversing lever design for quick, one-hand operation.
- › Contoured, ergonomically-designed handle for comfort. Knurled bands allow for increased grip and slip resistance.
- › Double nickel chrome plated for enhanced corrosion protection or black oxide finish.
- › Field repairable.
- › Locking pin detent to retain socket during use.



Lanyard ready through-hole built directly into the handle.

Product #	Drive Size (in)	Finish	Overall Length (in)	Weight (lbs)	Repair Kit
J5249XL-TT	3/8	Full Polish	8-1/2	0.86	J5249XLRK-TT
J5250XL-TT	3/8	Full Polish	11	1.03	J5249XLRK-TT
J5449XL-TT	1/2	Full Polish	10-1/2	1.72	J5449XLRK-TT
J5450XL-TT	1/2	Full Polish	15	2.18	J5449XLRK-TT

ASME B107.500



AVIATION CLASSIC PEAR HEAD RATCHETS

- › Vertical hole drilled in drive plug, designed for installation of frangible collars on threaded pins.
- › Metal spring clip on drive plug for positive socket retention.
- › 24-tooth gear provides 15° articulation angle.
- › Thin head design for access into tight work areas.
- › Reversing lever designed for quick, one-hand operation.
- › Full polish double nickel chrome plated.



Product #	Drive Size (in)	Finish	Style	Overall Length (in)	Weight (lbs)	Repair Kit Part #
J4749HS	1/4	Full Polish	Aerospace	5	0.25	J4749RK
J5249HS	3/8	Full Polish	Aerospace	7	0.62	J5249HSRK


ASME B107.500 

CLASSIC PEAR HEAD RATCHETS

- › Robust 24-tooth gear/floating pawl design provides 15° ratcheting angle while maximizing ultimate torque.
- › Thin head design for access into tight work areas.
- › Reversing lever designed for quick, one-hand operation.




Product #	Drive Size (in)	Finish	Style	Overall Length (in)	Weight (lbs)	Repair Kit Part #
J4749	1/4	Full Polish	Pear Head	5	0.26	J4749RK
J4749BL	1/4	Black Oxide	Pear Head	5	0.24	J4749RK
J5249	3/8	Full Polish	Pear Head	7	0.61	J5249RK
J5249BL	3/8	Black Oxide	Pear Head	7	0.62	J5249RK
J5449	1/2	Full Polish	Pear Head	10	1.57	J5449RK
J5449BL	1/2	Black Oxide	Pear Head	10	1.74	J5449RK
J5649	3/4	Satin	Pear Head	20	6.00	J5649RK
J5649BL	3/4	Black Oxide	Pear Head	20	6.00	J5649RK

ASME B107.110-2012 

LONG HANDLE



Product #	Drive Size (in)	Finish	Style	Overall Length (in)	Weight (lbs)	Repair Kit Part #
J5250	3/8	Full Polish	Pear Head	11	0.89	J5249RK
J5250BL	3/8	Black Oxide	Pear Head	11	0.81	J5249RK
J5450	1/2	Full Polish	Pear Head	16	2.03	J5449RK
J5450BL	1/2	Black Oxide	Pear Head	16	2.03	J5449RK

ASME B107.110-2012 

MALE/FEMALE



Product #	Drive Size (in)	Finish	Style	Overall Length (in)	Weight (lbs)	Repair Kit Part #
J5849	1	Satin	Pear Head	26	13.02	J5849RK

ASME B107.500 



CLASSIC PEAR HEAD RATCHETS (CONT'D)

OVERSIZED REVERSE LEVER

► Ideal for utility work.



Product #	Drive Size (in)	Finish	Style	Overall Length (in)	Weight (lbs)	Repair Kit Part #
J5449UT	1/2	Full Polish	Pear Head	10	1.50	J5449UTRK

ASME B107.500

STUBBY



Product #	Drive Size (in)	Finish	Style	Overall Length (in)	Weight (lbs)	Repair Kit Part #
J5248S	3/8	Full Polish	Pear Head	5	0.28	J6064RK

FEMALE DRIVE



Product #	Drive Size (in)	Finish	Style	Overall Length (in)	Weight (lbs)	Repair Kit Part #
J5249FW	3/8	Full Polish	Pear Head	7	0.56	J5249WRK
J5450FW	1/2	Full Polish	Pear Head	16	1.82	J5450FWRK
J5649FW	3/4	Satin	Pear Head	20	5.62	J5649FWRK

ASME B107.500

CLASSIC PEAR HEAD RATCHETS

6 POINT
 8 POINT
 12 POINT
 SPLINE
 HEX
 FULL POLISH
 SATIN
 BLACK OXIDE
 INSULATED

PEAR HEAD RATCHET REPAIR KITS

Product #	Drive Size (in)	Ratchet	Weight (lbs)
J4749XLRK	1/4	J4749XL	0.04
J4749XLHSRK	1/4	J4749XLHS	0.06
J4749RK	1/4	J4749	0.04
J4749HSRK	1/4	J4749HS	0.04
J4749XLQRRK	1/4	J4749XLQR	0.13
J5249XLRK	3/8	J5249XL	0.13
J5249FWRK	3/8	J5249FW	0.13
J5249HSRK	3/8	J5249HS	0.15
J5249XLHSRK	3/8	J5249XLHS	0.15
J5249XLQRRK	3/8	J5249XLQR	0.15
J5449RK	1/2	J5449	0.38
J5449UTRK	1/2	J5449UT	0.38
J5449XLRK	1/2	J5449XL	0.23
J5449-14RK	1/2	J5449-14BL	0.37
J5449XLQRRK	1/2	J5449XLQR	0.25
J5450FWRK	1/2	J5450FW	0.26
J5649FWRK	3/4	J5649FW	1.00
J5649RK	3/4	J5649	1.00



1" DRIVE MALE PLUG

- › Replacement square drive for J5849.
- › J5849 male ratchet easily converts to a female ratchet by removing the male plug.

Product #	Drive Size (in)	Finish	Overall Length (in)	Weight (lbs)
J5852	1	Black Oxide	2-19/32	0.72

ASME B107.500





ROUND HEAD RATCHETS

- ▶ Round head ratchet mechanism allows for a compact head.
- ▶ 72-tooth = 5° swing arc.
- ▶ Small head design and tight swing arc allow for fastener access in tight areas.
- ▶ Full polish shaft with knurled grip for strong slip-resistant grip.



5°
72T

ROUND HEAD RATCHETS

Product #	Drive Size (in)	Finish	Style	Overall Length (in)	Weight (lbs)	Repair Kit Part #
J4752F	1/4	Full Polish	Round Head	4-1/2	0.26	J4752FRK
J4752FBL	1/4	Black Oxide	Round Head	4-1/2	0.24	J4752FRK
J5252F	3/8	Full Polish	Round Head	7-3/8	0.57	J5252FRK
J5252FBL	3/8	Black Oxide	Round Head	7-3/8	0.57	J5252FRK
J5452F	1/2	Full Polish	Round Head	9-3/8	1.12	J5452FRK
J5452FBL	1/2	Black Oxide	Round Head	9-3/8	1.12	J5452FRK

ASME B107.110-2012

LONG HANDLE



Product #	Drive Size (in)	Finish	Style	Overall Length (in)	Weight (lbs)	Repair Kit Part #
J5454F	1/2	Full Polish	Round Head	15	1.65	J5452FRK

FLEX-HEAD

- ▶ 180° flex.



Product #	Drive Size (in)	Finish	Style	Overall Length (in)	Weight (lbs)	Repair Kit Part #
J4757F	1/4	Full Polish	Flex Head	6-37/64	0.32	J4752FRK
J5257F	3/8	Full Polish	Flex Head	8-1/2	0.86	J5252FRK
J5457F	1/2	Full Polish	Flex Head	17-3/32	1.53	J5452FRK

ASME B107.500

ROUND HEAD RATCHET REPAIR KITS

Product #	Drive Size (in)	Ratchet	Weight (lbs)
J4752FRK	1/4	J4752F, J4752FBL	0.10
J5252FRK	3/8	J5252F, J5252FBL, J5257F	0.60
J5452FRK	1/2	J5452F, J5452FBL, J5454F, J5457F	0.30



FACOM® INSULATED RATCHETS



- › Sockets and accessories secured by spring -ball.
- › 2 Color warning handle insulation - color changes from orange to yellow if Insulation integrity compromised.
- › For manual use.
- › Insulated to 1000V AC or 1500 DC.



Product #	Drive Size (in)	Overall Length (in)	Weight (lbs)
R.151AVSE	1/4	4-7/8	0.28
J.151AVSE	3/8	7	0.53
S.151AVSE	1/2	10-3/8	1.24



SPUD HANDLE RATCHET

- › Tapered handle for aligning bolt holes.
- › Spring loaded pellet in male drive plug.
- › Black oxide finish.



Product #	Drive Size (in)	Finish	Style	Overall Length (in)	Weight (lbs)
J5449-14BL	1/2	Black Oxide	Pear Head	14	2.03

ASME B107.500



SCAFFOLDING RATCHET

- › The scaffold ratchet is designed for working with scaffolding and other construction applications.
- › Socket retained with through hole and pin for safety.
- › Hammer tip reduces vibration and protects fasteners against distortion.
- › Hole in ratchet handle to be used with tether strap.



Product #	Drive Size (in)	Finish	Style	Overall Length (in)	Weight (lbs)
J5449SC	1/2	Full Polish	Scaffolding	10	2.01



SPINNER RATCHET

- › Made from alloy steel.
- › Heat-treated for strength and durability.
- › Fits on the drive end of the ratchet for quickly running down the fastener before final tightening with the ratchet.



Product #	Drive Size (in)	Finish	Overall Length (in)	Weight (lbs)
J5251	3/8	Full Polish	1-1/2	0.56

ASME B107.110-2012





1/4" DRIVE 11 PIECE DRIVE TOOLS & ACCESSORIES SET W/ PRECISION 90 RATCHET- FULL POLISH

Product #: **J47000S**

Contents	Description
J4749HTC	Precision 90 Pear Head Ratchet 1/4" DR 5"
J4750HTC	Precision 90 Pear Head Ratchet 1/4" DR 9"
J4750HTCF	Flex Head Precision 90 Pear Head Ratchet 1/4" DR 9"
J4759	Extension 1/4" DR 2"
J4760	Extension 1/4" DR 3"

Contents	Description
J4761	Extension 1/4" DR 6"
J4762	Extension 1/4" DR 10"
J4766	Hinge Handle 1/4" DR 5-3/4"
J4770A	Universal Joint 1/4" DR
J4785	Sliding T-Handle 1/4" DR 4-1/2"
J5256	DR Adapter 1/4" F x 3/8" M



3/8" DRIVE 16 PIECE DRIVE TOOLS & ACCESSORIES SET W/ PRECISION 90 RATCHET - FULL POLISH

Product #: **J52000S**

Contents	Description
J5249HTC	Precision 90 Pear Head Ratchet 3/8" DR 7"
J5250HTC	Precision 90 Pear Head Ratchet 3/8" DR 13"
J5250HTCF	Flex Head Precision 90 Pear Head Ratchet 3/8" DR 13"
J5251	Spinner Ratchet 3/8" DR 1-1/2"
J5259	Extension 3/8" DR 1-3/4"
J5260	Extension 3/8" DR 3"
J5260-06	Extension 3/8" DR 6"

Contents	Description
J5260-03L	Locking Extension 3/8" DR 3"
J5260-06L	Locking Extension 3/8" DR 6"
J5261L	Locking Extension 3/8" DR 8"
J5262L	Locking Extension 3/8" DR 12"
J5266	Hinge Handle 3/8" DR 12"
J5270A	Universal Joint 3/8" DR
J5285	Sliding T-Handle 3/8" DR 8"
J5253	DR Adapter 3/8" F x 1/2" M
J5255	DR Adapter 3/8" F x 1/4" M



1/2" DRIVE 15 PIECE DRIVE TOOLS & ACCESSORIES SET W/ PRECISION 90 RATCHET - FULL POLISH

Product #: **J54000S**

Contents	Description
J5449HTC	Precision 90 Pear Head Ratchet 1/2" DR 11"
J5450HTC	Precision 90 Pear Head Ratchet 1/2" DR 18"
J5450HTCF	Flex Head Precision 90 Pear Head Ratchet 1/2" DR 18"
J5460	Extension 1/2" DR - 2-1/2"
J5461	Extension 1/2" DR 5"
J5463	Extension 1/2" DR 10"
J5464	Extension 1/2" DR 20"

Contents	Description
J5460-03L	Locking Extension 1/2" DR 3"
J5461L	Locking Extension 1/2" DR 5"
J5463L	Locking Extension 1/2" DR 10"
J5467	Hinge Handle 1/2" DR 15-3/4"
J5470A	Universal Joint 1/2" DR
J5485	Sliding T-Handle 1/2" DR
J5254	DR Adapter 1/2" F x 3/8" M
J5653	DR Adapter 1/2" F x 3/4" M



DRIVE TOOLS & ACCESSORIES SETS

6 6 POINT
8 8 POINT
12 12 POINT
SPL SPLINE
HEX HEX
FULL POLISH
SATIN
BLACK OXIDE
INSULATED

RATCHET ADAPTERS

- › Converts standard handles to ratcheting handles.

Product #	Drive Size (in)	Finish	Overall Length (in)	Weight (lbs)
J5247	3/8	Full Polish	2-1/16	0.34
J5447	1/2	Full Polish	2-21/32	0.86
J5647	3/4	Full Polish	3-3/4	2.38

ASME B107.110-2012 



SOCKET DRIVERS

- › 1/4" square female drive in handle.



J4769



JD1402R

Product #	Drive Size (in)	Shank Type	Shank Width (in)	Shank Length (in)	Overall Length (in)	Weight (lbs)
J4769	1/4	Chrome/Steel	0.25	2.50	7	0.28
JD1402R	1/4	Chrome/Steel	0.25	2.50	7	0.28

ASME B107.110-2012 

FLEXIBLE DRIVERS

- › Flexible shaft for bending around obstructions in low torque applications.

Product #	Drive Size (in)	Overall Length (in)	Weight (lbs)
J4764	1/4	6-3/4	0.19
J5267	3/8	9	0.35







HINGE HANDLES

Product #	Drive Size (in)	Finish	Overall Length (in)	Weight (lbs)
J4766	1/4	Full Polish	5-3/4	0.22
J5265	3/8	Full Polish	8-1/2	0.58
J5265BL	3/8	Black Oxide	8-1/2	0.58
J5266-10	3/8	Full Polish	10	0.65
J5266*	3/8	Full Polish	12	0.80
J5466*	1/2	Full Polish	10-7/8	1.14
J5467	1/2	Full Polish	15-3/4	1.52
J5468	1/2	Full Polish	18-5/8	1.69
J5468BL	1/2	Black Oxide	18-5/8	1.69
J5469	1/2	Full Polish	24	2.68
J5668	3/4	Full Polish	20	4.32
J5668BL	3/4	Black Oxide	20	4.41
J5868*	1	Full Polish	27	7.56

SAE AS4283C ASME B107.110-2012

*Meets and exceeds ASME B107.110-2012 only

- › Head flexes 90° from horizontal.
- › Made of heat-treated alloy steel.
- › Chrome plated and black oxide finish options.



SPEED HANDLES

- › Made from alloy steel.
- › Heat-treated for strength and durability.

Product #	Drive Size (in)	Finish	Overall Length (in)	Weight (lbs)
J4780AG	1/4	Full Polish	15-1/2	0.52
J5280AG	3/8	Full Polish	17-1/2	0.86
J5480AG	1/2	Full Polish	18-5/16	1.55

SAE AS4283 ASME B107.110-2012



SLIDING T-HANDLES

- › Made from alloy steel.
- › Heat-treated for strength and durability.

Product #	Drive Size (in)	Finish	Overall Length (in)	Weight (lbs)
J4785	1/4	Full Polish	4-1/2	0.08
J5285	3/8	Full Polish	8	0.41
J5485	1/2	Full Polish	12-15/16	1.11
J5685	3/4	Full Polish	20	2.95
J5886	1	Full Polish	28-1/2	6.30



ASME B107.110-2012



6 POINT
 8 POINT
 12 POINT
 SPLINE
 HEX
 FULL POLISH
 SATIN
 BLACK OXIDE
 INSULATED

3/8" DRIVE 4 PIECE EXTENSION SET**Product #: J52008**



Contents	Drive Size (in)	Finish	Overall Length (in)
J5259	3/8	Full Polish	1-3/4
J5260	3/8	Full Polish	3
J5260-06	3/8	Full Polish	6
J5262	3/8	Full Polish	12

ASME B107.500 **1/2" DRIVE 3 PIECE EXTENSION SET****Product #: J54111**

Contents	Drive Size (in)	Finish	Overall Length (in)
J5460	1/2	Full Polish	2-1/2
J5461	1/2	Full Polish	5
J5463	1/2	Full Polish	10

ASME B107.500 **6 PIECE LOCKING EXTENSION SET****Product #: J6000-6L**

Contents	Drive Size (in)	Finish	Overall Length (in)
J4759L	1/4	Full Polish	2
J4761L	1/4	Full Polish	6
J5260-06L	3/8	Full Polish	6
J5262L	3/8	Full Polish	12
J5461L	1/2	Full Polish	5
J5463L	1/2	Full Polish	10
J25TR46C	6 Pocket Tool Roll		

ASME B107.500 



STANDARD EXTENSIONS

Product #	Drive Size (in)	Finish	Overall Length (in)	Weight (lbs)
J4759	1/4	Full Polish	2	0.05
J4759B	1/4	Black Oxide	2	0.05
J4760*	1/4	Full Polish	3	0.08
J4760-04	1/4	Full Polish	4	0.10
J4761	1/4	Full Polish	6	0.15
J4762*	1/4	Full Polish	10	0.24
J4761B	1/4	Black Oxide	6	0.15
J4763	1/4	Full Polish	14-3/32	0.30
J5259	3/8	Full Polish	1-3/4	0.11
J5259B	3/8	Black Oxide	1-3/4	0.11
J5260	3/8	Full Polish	3	0.16
J5260B	3/8	Black Oxide	3	0.16
J5260-06	3/8	Full Polish	6	0.31
J5260-06B	3/8	Black Oxide	6	0.30
J5261	3/8	Full Polish	8	0.40
J5262	3/8	Full Polish	12	0.61
J5262B	3/8	Black Oxide	12	0.62
J5263	3/8	Full Polish	17-3/16	0.94
J5460	1/2	Full Polish	2-1/2	0.24
J5460B	1/2	Black Oxide	2-1/2	0.24
J5461	1/2	Full Polish	5	0.44
J5461B	1/2	Black Oxide	5	0.44
J5463	1/2	Full Polish	10	0.89
J5463B	1/2	Black Oxide	10	0.89
J5464	1/2	Full Polish	20	1.87
J5465	1/2	Full Polish	36	3.41
J5660	3/4	Full Polish	4	0.88
J5661	3/4	Full Polish	8	1.80
J5663	3/4	Full Polish	16	2.36
J5861*	1	Full Polish	8	2.88
J5863*	1	Full Polish	17	4.87

SAE AS4283C ASME B107.110-2012

*Meets and exceeds ASME B107.110-2012 only

- › Extensions help provide access to fasteners in areas that might otherwise be difficult to reach.



EXTENSIONS

LOCKING EXTENSIONS

Product #	Drive Size (in)	Finish	Overall Length (in)	Weight (lbs)
J4759L	1/4	Full Polish	2	0.07
J4761L	1/4	Full Polish	6	0.15
J4762L	1/4	Full Polish	10	0.25
J4763L	1/4	Full Polish	14-3/32	0.33
J5260-03L	3/8	Full Polish	3	0.21
J5260-06L	3/8	Full Polish	6	0.37
J5261L	3/8	Full Polish	8	0.49
J5262L	3/8	Full Polish	12	0.71
J5460-03L	1/2	Full Polish	3	0.40
J5461L	1/2	Full Polish	5	0.55
J5463L	1/2	Full Polish	10	1.04

ASME B107.110-2012

- › One piece extension design.
- › Provides positive socket retention.
- › Use where accidental socket disengagement may be a concern or safety hazard.



WOBBLE EXTENSIONS

- › Provides up to 17° angle of operation.
- › Socket can be pushed past the detent ball for straight driving.

Product #	Drive Size (in)	Finish	Overall Length (in)	Weight (lbs)
J4759W	1/4	Full Polish	2	0.06
J4760W	1/4	Full Polish	3	0.07
J4764W	1/4	Full Polish	4	0.10
J4761W	1/4	Full Polish	6	0.14
J4762W	1/4	Full Polish	10	0.20
J5259W	3/8	Full Polish	1-3/4	0.11
J5260W	3/8	Full Polish	3	0.17
J5260-06W	3/8	Full Polish	6	0.29
J5261W	3/8	Full Polish	8	0.42
J5262W	3/8	Full Polish	12	0.65
J5263W	3/8	Full Polish	17-3/16	0.92
J5460W	1/2	Full Polish	2-1/2	0.24
J5461W	1/2	Full Polish	5	0.44
J5463W	1/2	Full Polish	10	0.89
J5464W	1/2	Full Polish	20	1.90



FLEXIBLE EXTENSIONS

- › Flexible shaft extensions help reach around obstructions in low torque applications.

Product #	Drive Size (in)	Finish	Overall Length (in)	Weight (lbs)
J4765	1/4	Full Polish	6-1/4	0.11
J5268	3/8	Black Oxide	8	0.25

ASME B107.110-2012



6 PIECE ADAPTER SET

Product #: **J52006**

- › Set includes socket bar and socket clips.
- › A variety of adapters are offered to meet most industrial applications.

Contents	Description	ASME
J5255	Adapter, 3/8" F x 1/4" M	ASME B107.500
J5256	Adapter, 1/4" F x 3/8" M	ASME B107.500
J5253	Adapter, 3/8" F x 1/2" M	ASME B107.500
J7651	Adapter, Impact 1/2" F x 3/8" M	ASME B107-110.2012
J7652	Adapter, Impact 1/2" F x 3/4" M	ASME B107-110.2012
J7653	Adapter, Impact 3/4" F x 1/2" M	ASME B107-110.2012
J2584	Socket, Bar 6-1/2"	-
J2590	Socket, Clip 1/4" DR	-
J2592	Socket, Clip 1/2" DR	-

Weight (lbs): 1.33





DRIVE ADAPTERS

- Full polish tools meet and exceed stringent aerospace specification AS4984A which requires tools to have a thicker nickel-chrome coating for greater corrosion-resistance.



Product #	Input Drive (in)	Output Drive (in)	Finish	Overall Length (in)	Weight (lbs)
J5255	3/8	1/4	Full Polish	1	0.05
J5256	1/4	3/8	Full Polish	1	0.04
J5256B	1/4	3/8	Black Oxide	1	0.04
J5253	3/8	1/2	Full Polish	1-7/16	0.11
J5253B	3/8	1/2	Black Oxide	1-7/16	0.11
J5254	1/2	3/8	Full Polish	1-3/8	0.13
J5653	1/2	3/4	Full Polish	1-11/16	0.24
J5653B	1/2	3/4	Black Oxide	1-11/16	0.24
J5453	3/4	1/2	Full Polish	1-7/8	0.39
J5853	3/4	1	Full Polish	2-1/2	0.82
J5854	1	3/4	Full Polish	2-7/8	1.27

ASME B107.110-2012

ADAPTERS & UNIVERSAL JOINTS

LOCKING ADAPTERS

- Includes hex key for easy locking into drive tool.
- Knurl locking ring.

Product #	Drive Size (in)	Finish	Overall Length (in)	Weight (lbs)
J4759BLS	1/4	Black Oxide	1-11/16	0.06
J5260-02BLS	3/8	Black Oxide	2-1/8	0.12
J5460-02BLS	1/2	Black Oxide	3	0.36



UNIVERSAL JOINTS

- Full polish tools meet and exceed stringent aerospace specification AS4984A which requires tools to have a thicker nickel-chrome coating for greater corrosion-resistance.

Product #	Drive Size (in)	Finish	Overall Length (in)	Weight (lbs)
J4770A	1/4	Full Polish	1-11/32	0.04
J4770AB	1/4	Black Oxide	1-11/32	0.04
J5270A*	3/8	Full Polish	2	0.13
J5270AB*	3/8	Black Oxide	2	0.13
J5470A	1/2	Full Polish	2-3/4	0.30
J5470AB	1/2	Black Oxide	2-3/4	0.30
J5670*	3/4	Full Polish	4	1.03

*AS4283C ASME B107.110-2012



6 POINT
 8 POINT
 12 POINT
 SPLINE
 HEX
 FULL POLISH
 SATIN
 BLACK OXIDE
 INSULATED

1/4", 3/8" & 1/2" DRIVE 302 PIECE SOCKET SET - 6 & 12 POINT

Product #: **J47303-1A**

Tools Only: **J47303**



Contents	Description
J5024H	Socket, Deep 3/8" DR 3/4" 6 PT
J5026H	Socket, Deep 3/8" DR 13/16" 6 PT
J5028H	Socket, Deep 3/8" DR 7/8" 6 PT
J4706T	Socket, 1/4" DR 3/16" 12 PT
J4707T	Socket, 1/4" DR 7/32" 12 PT
J4708T	Socket, 1/4" DR 1/4" 12 PT
J4709T	Socket, 1/4" DR 9/32" 12 PT
J4710T	Socket, 1/4" DR 5/16" 12 PT
J4711T	Socket, 1/4" DR 11/32" 12 PT
J4712T	Socket, 1/4" DR 3/8" 12 PT
J4714T	Socket, 1/4" DR 7/16" 12 PT
J4716T	Socket, 1/4" DR 1/2" 12 PT
J5210	Socket, 3/8" DR 5/16" 12 PT
J5212	Socket, 3/8" DR 3/8" 12 PT
J5214	Socket, 3/8" DR 7/16" 12 PT
J5216	Socket, 3/8" DR 1/2" 12 PT
J5218	Socket, 3/8" DR 9/16" 12 PT
J5220	Socket, 3/8" DR 5/8" 12 PT
J5222	Socket, 3/8" DR 11/16" 12 PT
J5224	Socket, 3/8" DR 3/4" 12 PT
J5226	Socket, 3/8" DR 13/16" 12 PT
J5228	Socket, 3/8" DR 7/8" 12 PT
J5414	Socket, 1/2" DR 7/16" 12 PT
J5416	Socket, 1/2" DR 1/2" 12 PT
J5418	Socket, 1/2" DR 9/16" 12 PT
J5420	Socket, 1/2" DR 5/8" 12 PT
J5422	Socket, 1/2" DR 11/16" 12 PT
J5424	Socket, 1/2" DR 3/4" 12 PT
J5426	Socket, 1/2" DR 13/16" 12 PT
J5428	Socket, 1/2" DR 7/8" 12 PT
J5430	Socket, 1/2" DR 15/16" 12 PT
J5432	Socket, 1/2" DR 1" 12 PT
J5434	Socket, 1/2" DR 1-1/16" 12 PT
J5436	Socket, 1/2" DR 1-1/8" 12 PT
J5440	Socket, 1/2" DR 1-1/4" 12 PT
J5012	Socket, Deep 3/8" DR 3/8" 12 PT
J5014	Socket, Deep 3/8" DR 7/16" 12 PT
J5016	Socket, Deep 3/8" DR 1/2" 12 PT
J5018	Socket, Deep 3/8" DR 9/16" 12 PT
J5020	Socket, Deep 3/8" DR 5/8" 12 PT
J5022	Socket, Deep 3/8" DR 11/16" 12 PT
J5024	Socket, Deep 3/8" DR 3/4" 12 PT
J5026	Socket, Deep 3/8" DR 13/16" 12 PT
J5316	Socket, Deep 1/2" DR 1/2" 12 PT
J5318	Socket, Deep 1/2" DR 9/16" 12 PT
J5320	Socket, Deep 1/2" DR 5/8" 12 PT
J5322	Socket, Deep 1/2" DR 11/16" 12 PT
J5324	Socket, Deep 1/2" DR 3/4" 12 PT
J5326	Socket, Deep 1/2" DR 13/16" 12 PT
J5328	Socket, Deep 1/2" DR 7/8" 12 PT
J5330	Socket, Deep 1/2" DR 15/16" 12 PT
J5332	Socket, Deep 1/2" DR 1" 12 PT
J5334	Socket, Deep 1/2" DR 1-1/16" 12 PT
J5336	Socket, Deep 1/2" DR 1-1/8" 12 PT
J5340	Socket, Deep 1/2" DR 1-1/4" 12 PT

Contents	Description
J4705	Socket, 1/4" DR 5/32" 6 PT
J4706	Socket, 1/4" DR 3/16" 6 PT
J4707	Socket, 1/4" DR 7/32" 6 PT
J4708	Socket, 1/4" DR 1/4" 6 PT
J4709	Socket, 1/4" DR 9/32" 6 PT
J4710	Socket, 1/4" DR 5/16" 6 PT
J4711	Socket, 1/4" DR 11/32" 6 PT
J4712	Socket, 1/4" DR 3/8" 6 PT
J4714	Socket, 1/4" DR 7/16" 6 PT
J4716	Socket, 1/4" DR 1/2" 6 PT
J5212H	Socket, 3/8" DR 3/8" 6 PT
J5214H	Socket, 3/8" DR 7/16" 6 PT
J5216H	Socket, 3/8" DR 1/2" 6 PT
J5218H	Socket, 3/8" DR 9/16" 6 PT
J5220H	Socket, 3/8" DR 5/8" 6 PT
J5222H	Socket, 3/8" DR 11/16" 6 PT
J5224H	Socket, 3/8" DR 3/4" 6 PT
J5226H	Socket, 3/8" DR 13/16" 6 PT
J5228H	Socket, 3/8" DR 7/8" 6 PT
J5230H	Socket, 3/8" DR 15/16" 6 PT
J5416H	Socket, 1/2" DR 1/2" 6 PT
J5418H	Socket, 1/2" DR 9/16" 6 PT

Contents	Description
J5420H	Socket, 1/2" DR 5/8" 6 PT
J5422H	Socket, 1/2" DR 11/16" 6 PT
J5424H	Socket, 1/2" DR 3/4" 6 PT
J5426H	Socket, 1/2" DR 13/16" 6 PT
J5428H	Socket, 1/2" DR 7/8" 6 PT
J5430H	Socket, 1/2" DR 15/16" 6 PT
J5432H	Socket, 1/2" DR 1" 6 PT
J4706L	Socket, Deep 1/4" DR 3/16" 6 PT
J4707L	Socket, Deep 1/4" DR 7/32" 6 PT
J4708L	Socket, Deep 1/4" DR 1/4" 6 PT
J4709L	Socket, Deep 1/4" DR 9/32" 6 PT
J4710L	Socket, Deep 1/4" DR 5/16" 6 PT
J4711L	Socket, Deep 1/4" DR 11/32" 6 PT
J4712L	Socket, Deep 1/4" DR 3/8" 6 PT
J4714L	Socket, Deep 1/4" DR 1/2" 6 PT
J4716L	Socket, Deep 1/4" DR 7/16" 6 PT
J5012H	Socket, Deep 3/8" DR 3/8" 6 PT
J5014H	Socket, Deep 3/8" DR 7/16" 6 PT
J5016H	Socket, Deep 3/8" DR 1/2" 6 PT
J5018H	Socket, Deep 3/8" DR 9/16" 6 PT
J5020H	Socket, Deep 3/8" DR 5/8" 6 PT
J5022H	Socket, Deep 3/8" DR 11/16" 6 PT

Torx® is a trademark of Acument Intellectual Properties, LLC



Contents	Description
J5020-70A	Socket, Universal Spark Plug 3/8" DR 5/8" 6 PT
J5026-50A	Socket, Universal Spark Plug 3/8" DR 13/16" 6 PT
J49901/4	Socket, Hex Bit 3/8" DR 1/4"
J49901/8	Socket, Hex Bit 3/8" DR 1/8"
J49903/16	Socket, Hex Bit 3/8" DR 3/16"
J49903/8	Socket, Hex Bit 3/8" DR 3/8"
J49905/16	Socket, Hex Bit 3/8" DR 5/16"
J49905/32	Socket, Hex Bit 3/8" DR 5/32"
J49907/32	Socket, Hex Bit 3/8" DR 7/32"
J4704M	Socket, 1/4" DR 4 mm 6 PT
J4705M	Socket, 1/4" DR 5 mm 6 PT
J4706M	Socket, 1/4" DR 6 mm 6 PT
J4707M	Socket, 1/4" DR 7 mm 6 PT
J4708M	Socket, 1/4" DR 8 mm 6 PT
J4709M	Socket, 1/4" DR 9 mm 6 PT
J4710M	Socket, 1/4" DR 10 mm 6 PT
J4711M	Socket, 1/4" DR 11 mm 6 PT
J4712M	Socket, 1/4" DR 12 mm 6 PT
J5207MH	Socket, 3/8" DR 7 mm 6 PT
J5208MH	Socket, 3/8" DR 8 mm 6 PT
J5209MH	Socket, 3/8" DR 9 mm 6 PT
J5210MH	Socket, 3/8" DR 10 mm 6 PT
J5211MH	Socket, 3/8" DR 11 mm 6 PT
J5212MH	Socket, 3/8" DR 12 mm 6 PT
J5213MH	Socket, 3/8" DR 13 mm 6 PT
J5214MH	Socket, 3/8" DR 14 mm 6 PT
J5215MH	Socket, 3/8" DR 15 mm 6 PT
J5216MH	Socket, 3/8" DR 16 mm 6 PT
J5217MH	Socket, 3/8" DR 17 mm 6 PT
J5218MH	Socket, 3/8" DR 18 mm 6 PT
J5219MH	Socket, 3/8" DR 19 mm 6 PT
J4704LM	Socket, Deep 1/4" DR 4 mm 6 PT
J4705LM	Socket, Deep 1/4" DR 5 mm 6 PT
J4706LM	Socket, Deep 1/4" DR 6 mm 6 PT
J4707LM	Socket, Deep 1/4" DR 7 mm 6 PT
J4708LM	Socket, Deep 1/4" DR 8 mm 6 PT
J4709LM	Socket, Deep 1/4" DR 9 mm 6 PT
J4710LM	Socket, Deep 1/4" DR 10 mm 6 PT
J4711LM	Socket, Deep 1/4" DR 11 mm 6 PT
J4712LM	Socket, Deep 1/4" DR 12 mm 6 PT
J4713LM	Socket, Deep 1/4" DR 13 mm 6 PT
J5010MH	Socket, Deep 3/8" DR 10 mm 6 PT
J5011MH	Socket, Deep 3/8" DR 11 mm 6 PT
J5209M	Socket, 3/8" DR 9 mm 12 PT
J5210M	Socket, 3/8" DR 10 mm 12 PT
J5211M	Socket, 3/8" DR 11 mm 12 PT
J5212M	Socket, 3/8" DR 12 mm 12 PT
J5213M	Socket, 3/8" DR 13 mm 12 PT
J5214M	Socket, 3/8" DR 14 mm 12 PT
J5215M	Socket, 3/8" DR 15 mm 12 PT
J5216M	Socket, 3/8" DR 16 mm 12 PT
J5217M	Socket, 3/8" DR 17 mm 12 PT
J5218M	Socket, 3/8" DR 18 mm 12 PT

Contents	Description
J5219M	Socket, 3/8" DR 19 mm 12 PT
J5410M	Socket, 1/2" DR 10 mm 12 PT
J5411M	Socket, 1/2" DR 11 mm 12 PT
J5412M	Socket, 1/2" DR 12 mm 12 PT
J5413M	Socket, 1/2" DR 13 mm 12 PT
J5414M	Socket, 1/2" DR 14 mm 12 PT
J5415M	Socket, 1/2" DR 15 mm 12 PT
J5418M	Socket, 1/2" DR 18 mm 12 PT
J5419M	Socket, 1/2" DR 19 mm 12 PT
J5421M	Socket, 1/2" DR 21 mm 12 PT
J5422M	Socket, 1/2" DR 22 mm 12 PT
J5423M	Socket, 1/2" DR 23 mm 12 PT
J5424M	Socket, 1/2" DR 24 mm 12 PT
J5009M	Socket, Deep 3/8" DR 9 mm 12 PT
J5010M	Socket, Deep 3/8" DR 10 mm 12 PT
J5011M	Socket, Deep 3/8" DR 11 mm 12 PT
J5012M	Socket, Deep 3/8" DR 12 mm 12 PT
J5013M	Socket, Deep 3/8" DR 13 mm 12 PT
J5014M	Socket, Deep 3/8" DR 14 mm 12 PT
J5015M	Socket, Deep 3/8" DR 15 mm 12 PT
J5016M	Socket, Deep 3/8" DR 16 mm 12 PT
J4990-4M	Socket, Hex Bit 3/8" 4 mm
J4990-5M	Socket, Hex Bit 3/8" 5 mm
J4990-6M	Socket, Hex Bit 3/8" 6 mm
J4990-7M	Socket, Hex Bit 3/8" 7 mm
J4990-8M	Socket, Hex Bit 3/8" 8 mm
J4990-10M	Socket, Hex Bit 3/8" 10 mm
J5239-40W	Socket, Bit Torx® 3/8" DR T40
J5239-55W	Socket, Bit Torx® 3/8" DR T55
J5256	Adapter, 1/4" F x 3/8" M
J4760	Extension, 1/4" DR 3"
J4761	Extension, 1/4" DR 6"
J5260	Extension, 3/8" DR 3"
J5260-06	Extension, 3/8" DR 6"
J5460	Extension, 1/2" DR 2-1/2"
J5461	Extension, 1/2" DR 5"
J4749	Ratchet, Classic Pear Head 1/4" DR 5"
J5249	Ratchet, Classic Pear Head 3/8" DR 7"
J5449	Ratchet, Classic Pear Head 1/2" DR 10"
J9322	Bit Set, Screwdriver, Ratcheting Magnetic 11 PC
J4981	Hex Key, Set 11 PC
J4983	Hex Key, Long Set 13 PC
J4988M	Hex Key, Metric Set 15 PC
J4985	Hex Key, Metric Set 7 PC
J46103	Hex Key, Standard 0.050"
J46104	Hex Key, Standard 1/16"
J46105	Hex Key, Standard 5/64"
J46106	Hex Key, Standard 3/32"
J46107	Hex Key, Standard 7/64"
J46109	Hex Key, Standard 9/64"
J46207	Hex Key, Long 7/64"
J46208	Hex Key, Long 1/8"
J46209	Hex Key, Long 9/64"

Contents	Description
J46210	Hex Key, Long 5/32"
J46212	Hex Key, Long 3/16"
J46214	Hex Key, Long 7/32"
J46216	Hex Key, Long 1/4"
J46220	Hex Key, Long 5/16"
J46306	Hex Key, Standard 1.5 mm
J46308	Hex Key, Standard 2 mm
J46310	Hex Key, Standard 2.5 mm
J46312	Hex Key, Standard 3 mm
J46314	Hex Key, Standard 4 mm
J3764	Wrench, Flare Nut Satin 3/8" x 7/16" 6 PT
J3768	Wrench, Flare Nut Satin 1/2" x 9/16" 6 PT
J3772	Wrench, Flare Nut Satin 5/8" x 11/16" 6 PT
J1208A	Wrench, Combo Satin 1/4" 12 PT
J1210A	Wrench, Combo Satin 5/16" 12 PT
J1212ASD	Wrench, Combo Satin 3/8" 12 PT
J1214ASD	Wrench, Combo Satin 7/16" 12 PT
J1216ASD	Wrench, Combo Satin 1/2" 12 PT
J1218ASD	Wrench, Combo Satin 9/16" 12 PT
J1220ASD	Wrench, Combo Satin 5/8" 12 PT
J1222ASD	Wrench, Combo Satin 11/16" 12 PT
J1224ASD	Wrench, Combo Satin 3/4" 12 PT
J1226ASD	Wrench, Combo Satin 13/16" 12 PT
J1228ASD	Wrench, Combo Satin 7/8" 12 PT
J1230ASD	Wrench, Combo Satin 15/16" 12 PT
J1232ASD	Wrench, Combo Satin 1" 12 PT
J3018	Wrench, Open-End Satin 1/4" x 5/16"
J3021	Wrench, Open-End Satin 3/8" x 7/16"
J3026	Wrench, Open-End Satin 1/2" x 9/16"
J3030	Wrench, Open-End Satin 9/16" x 5/8"
J3031	Wrench, Open-End Satin 5/8" x 3/4"
J3045	Wrench, Open-End Satin 15/16" x 1"
J1207MA	Wrench, Combo Satin 7 mm 12 PT
J1208MA	Wrench, Combo Satin 8 mm 12 PT
J1209MA	Wrench, Combo Satin 9 mm 12 PT
J1210MASD	Wrench, Combo Satin 10 mm 12 PT
J1211MASD	Wrench, Combo Satin 11 mm 12 PT
J1212MASD	Wrench, Combo Satin 12 mm 12 PT
J1213MASD	Wrench, Combo Satin 13 mm 12 PT
J1214MASD	Wrench, Combo Satin 14 mm 12 PT
J1215MASD	Wrench, Combo Satin 15 mm 12 PT
J1216MASD	Wrench, Combo Satin 16 mm 12 PT
J1217MASD	Wrench, Combo Satin 17 mm 12 PT
J1218MASD	Wrench, Combo Satin 18 mm 12 PT
J2590	Socket Clip, 1/4" DR
J2591	Socket Clip, 3/8" DR
J2592	Socket Clip, 1/2" DR
J2585	Socket Bar, 9"
J2586	Socket Bar, 13"
J542719-55G	Chest, Top 27" 5 Drawer

Weight (lbs): 50.81



6 POINT
 8 POINT
 12 POINT
 SPLINE
 HEX
 FULL POLISH
 SATIN
 BLACK OXIDE
 INSULATED

1/4", 3/8" & 1/2" DRIVE 205 PIECE SOCKET SET - 6, 8, & 12 POINT

Product #: **J47216-1**

Tools Only: **J47216**



INCH **MM**



Contents	Description
J4705	Socket, 1/4" DR 5/32" 6 PT
J4706	Socket, 1/4" DR 3/16" 6 PT
J4707	Socket, 1/4" DR 7/32" 6 PT
J4708	Socket, 1/4" DR 1/4" 6 PT
J4709	Socket, 1/4" DR 9/32" 6 PT
J4710	Socket, 1/4" DR 5/16" 6 PT
J4711	Socket, 1/4" DR 11/32" 6 PT
J4712	Socket, 1/4" DR 3/8" 6 PT
J4714	Socket, 1/4" DR 7/16" 6 PT
J4716	Socket, 1/4" DR 1/2" 6 PT
J5210H	Socket, 3/8" DR 5/16" 6 PT
J5212H	Socket, 3/8" DR 3/8" 6 PT
J5214H	Socket, 3/8" DR 7/16" 6 PT
J5216H	Socket, 3/8" DR 1/2" 6 PT
J5218H	Socket, 3/8" DR 9/16" 6 PT
J5220H	Socket, 3/8" DR 5/8" 6 PT
J5222H	Socket, 3/8" DR 11/16" 6 PT
J5224H	Socket, 3/8" DR 3/4" 6 PT

Contents	Description
J5226H	Socket, 3/8" DR 13/16" 6 PT
J5228H	Socket, 3/8" DR 7/8" 6 PT
J5230H	Socket, 3/8" DR 15/16" 6 PT
J5232H	Socket, 3/8" DR 1" 6 PT
J5412H	Socket, 1/2" DR 3/8" 6 PT
J5414H	Socket, 1/2" DR 7/16" 6 PT
J5416H	Socket, 1/2" DR 1/2" 6 PT
J5418H	Socket, 1/2" DR 9/16" 6 PT
J5420H	Socket, 1/2" DR 5/8" 6 PT
J5422H	Socket, 1/2" DR 11/16" 6 PT
J5424H	Socket, 1/2" DR 3/4" 6 PT
J5426H	Socket, 1/2" DR 13/16" 6 PT
J5428H	Socket, 1/2" DR 7/8" 6 PT
J5430H	Socket, 1/2" DR 15/16" 6 PT
J5432H	Socket, 1/2" DR 1" 6 PT
J5434H	Socket, 1/2" DR 1-1/16" 6 PT
J5436H	Socket, 1/2" DR 1-1/8" 6 PT
J5440H	Socket, 1/2" DR 1-1/4" 6 PT

Contents	Description
J5448H	Socket, 1/2" DR 1-1/2" 6 PT
J4706L	Socket, Deep 1/4" DR 3/16" 6 PT
J4707L	Socket, Deep 1/4" DR 7/32" 6 PT
J4708L	Socket, Deep 1/4" DR 1/4" 6 PT
J4709L	Socket, Deep 1/4" DR 9/32" 6 PT
J4710L	Socket, Deep 1/4" DR 5/16" 6 PT
J4711L	Socket, Deep 1/4" DR 11/32" 6 PT
J4712L	Socket, Deep 1/4" DR 3/8" 6 PT
J4714L	Socket, Deep 1/4" DR 1/2" 6 PT
J4716L	Socket, Deep 1/4" DR 7/16" 6 PT
J5012H	Socket, Deep 3/8" DR 3/8" 6 PT
J5014H	Socket, Deep 3/8" DR 7/16" 6 PT
J5016H	Socket, Deep 3/8" DR 1/2" 6 PT
J5018H	Socket, Deep 3/8" DR 9/16" 6 PT
J5020H	Socket, Deep 3/8" DR 5/8" 6 PT
J5022H	Socket, Deep 3/8" DR 11/16" 6 PT
J5024H	Socket, Deep 3/8" DR 3/4" 6 PT
J5026H	Socket, Deep 3/8" DR 13/16" 6 PT



Contents	Description
J5028H	Socket, Deep 3/8" DR 7/8" 6 PT
J5318H	Socket, Deep 1/2" DR 9/16" 6 PT
J5324H	Socket, Deep 1/2" DR 3/4" 6 PT
J5330H	Socket, Deep 1/2" DR 5/16" 6 PT
J5334H	Socket, Deep 1/2" DR 1-1/16" 6 PT
J7208S	Socket, Impact 3/8" DR 1/4" 8 PT
J7210S	Socket, Impact 3/8" DR 5/16" 8 PT
J7212S	Socket, Impact 3/8" DR 3/8" 8 PT
J7214S	Socket, Impact 3/8" DR 7/16" 8 PT
J7216S	Socket, Impact 3/8" DR 1/2" 8 PT
J4706T	Socket, 1/4" DR 3/16" 12 PT
J4707T	Socket, 1/4" DR 7/32" 12 PT
J4708T	Socket, 1/4" DR 1/4" 12 PT
J4709T	Socket, 1/4" DR 9/32" 12 PT
J4710T	Socket, 1/4" DR 5/16" 12 PT
J4711T	Socket, 1/4" DR 11/32" 12 PT
J4712T	Socket, 1/4" DR 3/8" 12 PT
J4714T	Socket, 1/4" DR 7/16" 12 PT
J4716T	Socket, 1/4" DR 1/2" 12 PT
J5210	Socket, 3/8" DR 5/16" 12 PT
J5212	Socket, 3/8" DR 3/8" 12 PT
J5214	Socket, 3/8" DR 7/16" 12 PT
J5216	Socket, 3/8" DR 1/2" 12 PT
J5218	Socket, 3/8" DR 9/16" 12 PT
J5220	Socket, 3/8" DR 5/8" 12 PT
J5222	Socket, 3/8" DR 11/16" 12 PT
J5224	Socket, 3/8" DR 3/4" 12 PT
J5226	Socket, 3/8" DR 13/16" 12 PT
J5228	Socket, 3/8" DR 7/8" 12 PT
J5230	Socket, 3/8" DR 15/16" 12 PT
J5414	Socket, 1/2" DR 7/16" 12 PT
J5416	Socket, 1/2" DR 1/2" 12 PT
J5418	Socket, 1/2" DR 9/16" 12 PT
J5420	Socket, 1/2" DR 5/8" 12 PT
J5422	Socket, 1/2" DR 11/16" 12 PT
J5424	Socket, 1/2" DR 3/4" 12 PT
J5426	Socket, 1/2" DR 13/16" 12 PT
J5428	Socket, 1/2" DR 7/8" 12 PT
J5430	Socket, 1/2" DR 15/16" 12 PT
J5432	Socket, 1/2" DR 1" 12 PT
J5434	Socket, 1/2" DR 1-1/16" 12 PT
J5436	Socket, 1/2" DR 1-1/8" 12 PT
J5440	Socket, 1/2" DR 1-1/4" 12 PT
J5012	Socket, Deep 3/8" DR 3/8" 12 PT
J5014	Socket, Deep 3/8" DR 7/16" 12 PT
J5016	Socket, Deep 3/8" DR 1/2" 12 PT
J5018	Socket, Deep 3/8" DR 9/16" 12 PT
J5020	Socket, Deep 3/8" DR 5/8" 12 PT
J5022	Socket, Deep 3/8" DR 11/16" 12 PT
J5024	Socket, Deep 3/8" DR 3/4" 12 PT
J5026	Socket, Deep 3/8" DR 13/16" 12 PT
J5028	Socket, Deep 3/8" DR 7/8" 12 PT
J5316	Socket, Deep 1/2" DR 1/2" 12 PT
J5318	Socket, Deep 1/2" DR 9/16" 12 PT

Contents	Description
J5320	Socket, Deep 1/2" DR 5/8" 12 PT
J5322	Socket, Deep 1/2" DR 11/16" 12 PT
J5324	Socket, Deep 1/2" DR 3/4" 12 PT
J5326	Socket, Deep 1/2" DR 13/16" 12 PT
J5328	Socket, Deep 1/2" DR 7/8" 12 PT
J5330	Socket, Deep 1/2" DR 15/16" 12 PT
J5332	Socket, Deep 1/2" DR 1" 12 PT
J5334	Socket, Deep 1/2" DR 1-1/16" 12 PT
J5336	Socket, Deep 1/2" DR 1-1/8" 12 PT
J4704M	Socket, 1/4" DR 4 mm 6 PT
J4705M	Socket, 1/4" DR 5 mm 6 PT
J4706M	Socket, 1/4" DR 6 mm 6 PT
J4707M	Socket, 1/4" DR 7 mm 6 PT
J4708M	Socket, 1/4" DR 8 mm 6 PT
J4709M	Socket, 1/4" DR 9 mm 6 PT
J4710M	Socket, 1/4" DR 10 mm 6 PT
J4711M	Socket, 1/4" DR 11 mm 6 PT
J4712M	Socket, 1/4" DR 12 mm 6 PT
J4713M	Socket, 1/4" DR 13 mm 6 PT
J5207MH	Socket, 3/8" DR 7 mm 6 PT
J5208MH	Socket, 3/8" DR 8 mm 6 PT
J5209MH	Socket, 3/8" DR 9 mm 6 PT
J5210MH	Socket, 3/8" DR 10 mm 6 PT
J5211MH	Socket, 3/8" DR 11 mm 6 PT
J5212MH	Socket, 3/8" DR 12 mm 6 PT
J5213MH	Socket, 3/8" DR 13 mm 6 PT
J5214MH	Socket, 3/8" DR 14 mm 6 PT
J5215MH	Socket, 3/8" DR 15 mm 6 PT
J5216MH	Socket, 3/8" DR 16 mm 6 PT
J5217MH	Socket, 3/8" DR 17 mm 6 PT
J5218MH	Socket, 3/8" DR 18 mm 6 PT
J5219MH	Socket, 3/8" DR 19 mm 6 PT
J5220MH	Socket, 3/8" DR 20 mm 6 PT
J4704LM	Socket, Deep 1/4" DR 4 mm 6 PT
J4705LM	Socket, Deep 1/4" DR 5 mm 6 PT
J4706LM	Socket, Deep 1/4" DR 6 mm 6 PT
J4707LM	Socket, Deep 1/4" DR 7 mm 6 PT
J4708LM	Socket, Deep 1/4" DR 8 mm 6 PT
J4709LM	Socket, Deep 1/4" DR 9 mm 6 PT
J4710LM	Socket, Deep 1/4" DR 10 mm 6 PT
J4711LM	Socket, Deep 1/4" DR 11 mm 6 PT
J4712LM	Socket, Deep 1/4" DR 12 mm 6 PT
J4713LM	Socket, Deep 1/4" DR 13 mm 6 PT
J5010MH	Socket, Deep 3/8" DR 10 mm 6 PT
J5011MH	Socket, Deep 3/8" DR 11 mm 6 PT
J5012MH	Socket, Deep 3/8" DR 12 mm 6 PT
J5013MH	Socket, Deep 3/8" DR 13 mm 6 PT
J5014MH	Socket, Deep 3/8" DR 14 mm 6 PT
J5015MH	Socket, Deep 3/8" DR 15 mm 6 PT
J5016MH	Socket, Deep 3/8" DR 16 mm 6 PT
J5017MH	Socket, Deep 3/8" DR 17 mm 6 PT
J5018MH	Socket, Deep 3/8" DR 18 mm 6 PT
J5019MH	Socket, Deep 3/8" DR 19 mm 6 PT
J4704TM	Socket, 1/4" DR 4 mm 12 PT

Contents	Description
J5208M	Socket, 3/8" DR 8 mm 12 PT
J5209M	Socket, 3/8" DR 9 mm 12 PT
J5210M	Socket, 3/8" DR 10 mm 12 PT
J5211M	Socket, 3/8" DR 11 mm 12 PT
J5212M	Socket, 3/8" DR 12 mm 12 PT
J5213M	Socket, 3/8" DR 13 mm 12 PT
J5214M	Socket, 3/8" DR 14 mm 12 PT
J5215M	Socket, 3/8" DR 15 mm 12 PT
J5216M	Socket, 3/8" DR 16 mm 12 PT
J5217M	Socket, 3/8" DR 17 mm 12 PT
J5218M	Socket, 3/8" DR 18 mm 12 PT
J5219M	Socket, 3/8" DR 19 mm 12 PT
J5410M	Socket, 1/2" DR 10 mm 12 PT
J5411M	Socket, 1/2" DR 11 mm 12 PT
J5412M	Socket, 1/2" DR 12 mm 12 PT
J5413M	Socket, 1/2" DR 13 mm 12 PT
J5414M	Socket, 1/2" DR 14 mm 12 PT
J5415M	Socket, 1/2" DR 15 mm 12 PT
J5417M	Socket, 1/2" DR 17 mm 12 PT
J5418M	Socket, 1/2" DR 18 mm 12 PT
J5419M	Socket, 1/2" DR 19 mm 12 PT
J5421M	Socket, 1/2" DR 21 mm 12 PT
J5422M	Socket, 1/2" DR 22 mm 12 PT
J5423M	Socket, 1/2" DR 23 mm 12 PT
J5424M	Socket, 1/2" DR 24 mm 12 PT
J5425M	Socket, 1/2" DR 25 mm 12 PT
J5426M	Socket, 1/2" DR 26 mm 12 PT
J5427M	Socket, 1/2" DR 27 mm 12 PT
J5428M	Socket, 1/2" DR 28 mm 12 PT
J5430M	Socket, 1/2" DR 30 mm 12 PT
J5432M	Socket, 1/2" DR 32 mm 12 PT
J5008M	Socket, Deep 3/8" DR 8 mm 12 PT
J5009M	Socket, Deep 3/8" DR 9 mm 12 PT
J5010M	Socket, Deep 3/8" DR 10 mm 12 PT
J5011M	Socket, Deep 3/8" DR 11 mm 12 PT
J5012M	Socket, Deep 3/8" DR 12 mm 12 PT
J5013M	Socket, Deep 3/8" DR 13 mm 12 PT
J5014M	Socket, Deep 3/8" DR 14 mm 12 PT
J5015M	Socket, Deep 3/8" DR 15 mm 12 PT
J5016M	Socket, Deep 3/8" DR 16 mm 12 PT
J5017M	Socket, Deep 3/8" DR 17 mm 12 PT
J5018M	Socket, Deep 3/8" DR 18 mm 12 PT
J5019M	Socket, Deep 3/8" DR 19 mm 12 PT
J2590	Socket Clip, 1/4" DR
J2591	Socket Clip, 3/8" DR
J2592	Socket Clip, 1/2" DR
J2587	Socket Bar, 17"
J9993	Tool Box, General Purpose 3 Drawer

Weight (lbs): 90.0



6 POINT
 8 POINT
 12 POINT
 SPL SPLINE
 HEX
 FULL POLISH
 SATIN
 BLACK OXIDE
 INSULATED

1/4", 3/8" & 1/2" DRIVE 184 PIECE SOCKET SET - 6 & 12 POINT

Product #: **J47184-1A**

Tools Only: **J47184**



INCH **MM**



Contents	Description
J4706	Socket, 1/4" DR 3/16" 6 PT
J4707	Socket, 1/4" DR 7/32" 6 PT
J4708	Socket, 1/4" DR 1/4" 6 PT
J4709	Socket, 1/4" DR 9/32" 6 PT
J4710	Socket, 1/4" DR 5/16" 6 PT
J4712	Socket, 1/4" DR 3/8" 6 PT
J4714	Socket, 1/4" DR 7/16" 6 PT
J4716	Socket, 1/4" DR 1/2" 6 PT
J4718	Socket, 1/4" DR 9/16" 6 PT
J5210H	Socket, 3/8" DR 5/16" 6 PT
J5212H	Socket, 3/8" DR 3/8" 6 PT
J5214H	Socket, 3/8" DR 7/16" 6 PT

Contents	Description
J5216H	Socket, 3/8" DR 1/2" 6 PT
J5218H	Socket, 3/8" DR 9/16" 6 PT
J5220H	Socket, 3/8" DR 5/8" 6 PT
J5222H	Socket, 3/8" DR 11/16" 6 PT
J5224H	Socket, 3/8" DR 3/4" 6 PT
J5226H	Socket, 3/8" DR 13/16" 6 PT
J5228H	Socket, 3/8" DR 7/8" 6 PT
J4708L	Socket, Deep 1/4" DR 1/4" 6 PT
J4709L	Socket, Deep 1/4" DR 9/32" 6 PT
J4710L	Socket, Deep 1/4" DR 5/16" 6 PT
J4711L	Socket, Deep 1/4" DR 11/32" 6 PT
J4712L	Socket, Deep 1/4" DR 3/8" 6 PT

Contents	Description
J4714L	Socket, Deep 1/4" DR 1/2" 6 PT
J5210	Socket, 3/8" DR 5/16" 12 PT
J5211	Socket, 3/8" DR 11/32" 12 PT
J5212	Socket, 3/8" DR 3/8" 12 PT
J5214	Socket, 3/8" DR 7/16" 12 PT
J5216	Socket, 3/8" DR 1/2" 12 PT
J5217	Socket, 3/8" DR 17/32" 12 PT
J5218	Socket, 3/8" DR 9/16" 12 PT
J5219	Socket, 3/8" DR 19/32" 12 PT
J5220	Socket, 3/8" DR 5/8" 12 PT
J5222	Socket, 3/8" DR 11/16" 12 PT
J5224	Socket, 3/8" DR 3/4" 12 PT

Torx® is a trademark of Acument Intellectual Properties, LLC



Contents	Description
J5228	Socket, 3/8" DR 7/8" 12 PT
J5424	Socket, 1/2" DR 3/4" 12 PT
J5426	Socket, 1/2" DR 13/16" 12 PT
J5428	Socket, 1/2" DR 7/8" 12 PT
J5430	Socket, 1/2" DR 15/16" 12 PT
J5432	Socket, 1/2" DR 1" 12 PT
J4706LT	Socket, Deep 1/4" DR 3/16" 12 PT
J4707LT	Socket, Deep 1/4" DR 7/32 12 PT
J4708LT	Socket, Deep 1/4" DR 1/4" 12 PT
J4709LT	Socket, Deep 1/4" DR 9/32" 12 PT
J4710LT	Socket, Deep 1/4" DR 5/16" 12 PT
J4711LT	Socket, Deep 1/4" DR 11/32" 12 PT
J4712LT	Socket, Deep 1/4" DR 3/8" 12 PT
J4714LT	Socket, Deep 1/4" DR 7/16" 12 PT
J4716LT	Socket, Deep 1/4" DR 1/2" 12 PT
J5012	Socket, Deep 3/8" DR 3/8" 12 PT
J5014	Socket, Deep 3/8" DR 7/16" 12 PT
J5016	Socket, Deep 3/8" DR 1/2" 12 PT
J5018	Socket, Deep 3/8" DR 9/16" 12 PT
J5020	Socket, Deep 3/8" DR 5/8" 12 PT
J4704M	Socket, 1/4" DR 4 mm 6 PT
J4705M	Socket, 1/4" DR 5 mm 6 PT
J47055M	Socket, 1/4" DR 5.5 mm 6 PT
J4706M	Socket, 1/4" DR 6 mm 6 PT
J4707M	Socket, 1/4" DR 7 mm 6 PT
J4708M	Socket, 1/4" DR 8 mm 6 PT
J4709M	Socket, 1/4" DR 9 mm 6 PT
J4710M	Socket, 1/4" DR 10 mm 6 PT
J4711M	Socket, 1/4" DR 11 mm 6 PT
J4712M	Socket, 1/4" DR 12 mm 6 PT
J4713M	Socket, 1/4" DR 13 mm 6 PT
J5209MH	Socket, 3/8" DR 9 mm 6 PT
J5211MH	Socket, 3/8" DR 11 mm 6 PT
J5212MH	Socket, 3/8" DR 12 mm 6 PT
J5213MH	Socket, 3/8" DR 13 mm 6 PT
J5214MH	Socket, 3/8" DR 14 mm 6 PT
J5215MH	Socket, 3/8" DR 15 mm 6 PT
J5216MH	Socket, 3/8" DR 16 mm 6 PT
J5217MH	Socket, 3/8" DR 17 mm 6 PT
J4705LM	Socket, Deep 1/4" DR 5 mm 6 PT
J4706LM	Socket, Deep 1/4" DR 6 mm 6 PT
J4707LM	Socket, Deep 1/4" DR 7 mm 6 PT
J4708LM	Socket, Deep 1/4" DR 8 mm 6 PT
J4709LM	Socket, Deep 1/4" DR 9 mm 6 PT
J4710LM	Socket, Deep 1/4" DR 10 mm 6 PT
J4711LM	Socket, Deep 1/4" DR 11 mm 6 PT
J5010MH	Socket, Deep 3/8" DR 10 mm 6 PT
J5011MH	Socket, Deep 3/8" DR 11 mm 6 PT
J5012MH	Socket, Deep 3/8" DR 12 mm 6 PT
J5013MH	Socket, Deep 3/8" DR 13 mm 6 PT
J5014MH	Socket, Deep 3/8" DR 14 mm 6 PT
J47045TM	Socket, 1/4" DR 4.5 mm 12 PT
J4705TM	Socket, 1/4" DR 5 mm 12 PT
J4706TM	Socket, 1/4" DR 6 mm 12 PT

Contents	Description
J4707TM	Socket, 1/4" DR 7 mm 12 PT
J4708TM	Socket, 1/4" DR 8 mm 12 PT
J4709TM	Socket, 1/4" DR 9 mm 12 PT
J4710TM	Socket, 1/4" DR 10 mm 12 PT
J4711TM	Socket, 1/4" DR 11 mm 12 PT
J4712TM	Socket, 1/4" DR 12 mm 12 PT
J4713TM	Socket, 1/4" DR 13 mm 12 PT
J5209M	Socket, 3/8" DR 9 mm 12 PT
J5210M	Socket, 3/8" DR 10 mm 12 PT
J5211M	Socket, 3/8" DR 11 mm 12 PT
J5212M	Socket, 3/8" DR 12 mm 12 PT
J5213M	Socket, 3/8" DR 13 mm 12 PT
J5214M	Socket, 3/8" DR 14 mm 12 PT
J5215M	Socket, 3/8" DR 15 mm 12 PT
J5216M	Socket, 3/8" DR 16 mm 12 PT
J5217M	Socket, 3/8" DR 17 mm 12 PT
J5218M	Socket, 3/8" DR 18 mm 12 PT
J5417M	Socket, 1/2" DR 17 mm 12 PT
J5418M	Socket, 1/2" DR 18 mm 12 PT
J5419M	Socket, 1/2" DR 19 mm 12 PT
J5421M	Socket, 1/2" DR 21 mm 12 PT
J5422M	Socket, 1/2" DR 22 mm 12 PT
J5009M	Socket, Deep 3/8" DR 9 mm 12 PT
J5010M	Socket, Deep 3/8" DR 10 mm 12 PT
J5011M	Socket, Deep 3/8" DR 11 mm 12 PT
J5012M	Socket, Deep 3/8" DR 12 mm 12 PT
J5013M	Socket, Deep 3/8" DR 13 mm 12 PT
J5014M	Socket, Deep 3/8" DR 14 mm 12 PT
J5015M	Socket, Deep 3/8" DR 15 mm 12 PT
J5017M	Socket, Deep 3/8" DR 17 mm 12 PT
J5018M	Socket, Deep 3/8" DR 18 mm 12 PT
J5255	Adapter, 3/8" F x 1/4" M
J4760	Extension, 1/4" DR 3"
J5259	Extension, 3/8" DR 1-3/4"
J5260	Extension, 3/8" DR 3"
J5260-06	Extension, 3/8" DR 6"
J5262	Extension, 3/8" DR 12"
J4749	Ratchet, Classic Pear Head 1/4" DR 5"
J5249	Ratchet, Classic Pear Head 3/8" DR 7"
J5449	Ratchet, Classic Pear Head 1/2" DR 10"
J9300MS	Bit Holder, Screwdriver Magnetic 1/4"
J60002	Bit, Insert # 1 Phillips 1/4" Hex
J60008	Bit, Insert # 2 Phillips 1/4" Hex
J60020	Bit, Insert # 3 Phillips 1/4" Hex
J60500	Bit, Insert T6 Torx® 1/4" Hex
J60502	Bit, Insert T7 Torx® 1/4" Hex
J60504	Bit, Insert T8 Torx® 1/4" Hex
J60506	Bit, Insert T9 Torx® 1/4" Hex
J60508	Bit, Insert T10 Torx® 1/4" Hex
J60510	Bit, Insert T15 Torx® 1/4" Hex
J60512	Bit, Insert T20 Torx® 1/4" Hex
J60514	Bit, Insert T25 Torx® 1/4" Hex

Contents	Description
J60516	Bit, Insert T27 Torx® 1/4" Hex
J60518	Bit, Insert T30 Torx® 1/4" Hex
J60520	Bit, Insert T40 Torx® 1/4" Hex
J60530	Bit, Insert T10H Torx® 1/4" Hex
J60532	Bit, Insert T15H Torx® 1/4" Hex
J60534	Bit, Insert T20H Torx® 1/4" Hex
J60536	Bit, Insert T25H Torx® 1/4" Hex
J60538	Bit, Insert T27H Torx® 1/4" Hex
J60200	Bit, Insert 5/32" Slotted 1/4" Hex
J60202	Bit, Insert 3/16" Slotted 1/4" Hex
J60204	Bit, Insert 7/32" Slotted 1/4" Hex
J60206	Bit, Insert 5/32" Slotted 1/4" Hex
J60208	Bit, Insert 9/32" Slotted 1/4" Hex
J4982	Set, Hex Key, 7 PC
J4983	Set, Hex Key, Long 13 PC
J3018	Wrench, Open-End Satin 1/4" x 5/16"
J3020	Wrench, Open-End Satin 3/8" x 5/16"
J3021	Wrench, Open-End Satin 3/8" x 7/16"
J3025	Wrench, Open-End Satin 7/16" x 1/2"
J3026	Wrench, Open-End Satin 1/2" x 9/16"
J30809	Wrench, Open-End Satin 8 mm x 9 mm
J31011	Wrench, Open-End Satin 10 mm x 11 mm
J31213	Wrench, Open-End Satin 12 mm x 13 mm
J31415	Wrench, Open-End Satin 14 mm x 15 mm
J2590	Socket Clip, 1/4" DR
J2591	Socket Clip, 3/8" DR
J2592	Socket Clip, 1/2" DR
J2584	Socket Bar, 6-1/4"
J2585	Socket Bar, 9"
J2586	Socket Bar, 13"
J2587	Socket Bar, 17"
J2588	Socket Bar, 11"
J9969R	Box with tray, 26"

Weight (lbs): 46.18



6 POINT
 8 POINT
 12 POINT
 SPL SPLINE
 HEX HEX
 FULL POLISH
 SATIN
 BLACK OXIDE
 INSULATED

1/4", 3/8" & 1/2" DRIVE 148 PIECE SOCKET SET - 6 & 12 POINT

Product #: **J47148-1A**

Tools Only: **J47148**



INCH **MM**



Contents	Description
J4705	Socket, 1/4" DR 5/32" 6 PT
J4706	Socket, 1/4" DR 3/16" 6 PT
J4707	Socket, 1/4" DR 7/32" 6 PT
J4708	Socket, 1/4" DR 1/4" 6 PT
J4709	Socket, 1/4" DR 9/32" 6 PT
J4710	Socket, 1/4" DR 5/16" 6 PT
J4711	Socket, 1/4" DR 11/32" 6 PT
J4712	Socket, 1/4" DR 3/8" 6 PT
J4714	Socket, 1/4" DR 7/16" 6 PT
J4716	Socket, 1/4" DR 1/2" 6 PT
J5416H	Socket, 1/2" DR 1/2" 6 PT
J5418H	Socket, 1/2" DR 9/16" 6 PT

Contents	Description
J5420H	Socket, 1/2" DR 5/8" 6 PT
J5422H	Socket, 1/2" DR 11/16" 6 PT
J5424H	Socket, 1/2" DR 3/4" 6 PT
J5426H	Socket, 1/2" DR 13/16" 6 PT
J5428H	Socket, 1/2" DR 7/8" 6 PT
J5430H	Socket, 1/2" DR 15/16" 6 PT
J5432H	Socket, 1/2" DR 1" 6 PT
J4706L	Socket, Deep 1/4" DR 3/16" 6 PT
J4707L	Socket, Deep 1/4" DR 7/32" 6 PT
J4708L	Socket, Deep 1/4" DR 1/4" 6 PT
J4709L	Socket, Deep 1/4" DR 9/32" 6 PT
J4710L	Socket, Deep 1/4" DR 5/16" 6 PT

Contents	Description
J4711L	Socket, Deep 1/4" DR 11/32" 6 PT
J4712L	Socket, Deep 1/4" DR 3/8" 6 PT
J4714L	Socket, Deep 1/4" DR 1/2" 6 PT
J4716L	Socket, Deep 1/4" DR 7/16" 6 PT
J5012H	Socket, Deep 3/8" DR 3/8" 6 PT
J5014H	Socket, Deep 3/8" DR 7/16" 6 PT
J5016H	Socket, Deep 3/8" DR 1/2" 6 PT
J5028H	Socket, Deep 3/8" DR 7/8" 6 PT
J5020-50	Socket, Spark Plug 3/8" DR 5/8" 6 PT
J5026HPA	Socket, Spark Plug 3/8" DR 13/16" 6 PT

Torx® is a trademark of Acument Intellectual Properties, LLC



Contents	Description
J4706T	Socket, 1/4" DR 3/16" 12 PT
J4707T	Socket, 1/4" DR 7/32" 12 PT
J4708T	Socket, 1/4" DR 1/4" 12 PT
J4709T	Socket, 1/4" DR 9/32" 12 PT
J4710T	Socket, 1/4" DR 5/16" 12 PT
J4711T	Socket, 1/4" DR 11/32" 12 PT
J4712T	Socket, 1/4" DR 3/8" 12 PT
J4714T	Socket, 1/4" DR 7/16" 12 PT
J4716T	Socket, 1/4" DR 1/2" 12 PT
J5210	Socket, 3/8" DR 5/16" 12 PT
J5212	Socket, 3/8" DR 3/8" 12 PT
J5214	Socket, 3/8" DR 7/16" 12 PT
J5216	Socket, 3/8" DR 1/2" 12 PT
J5218	Socket, 3/8" DR 9/16" 12 PT
J5220	Socket, 3/8" DR 5/8" 12 PT
J5222	Socket, 3/8" DR 11/16" 12 PT
J5224	Socket, 3/8" DR 3/4" 12 PT
J5226	Socket, 3/8" DR 13/16" 12 PT
J5228	Socket, 3/8" DR 7/8" 12 PT
J5416	Socket, 1/2" DR 1/2" 12 PT
J5418	Socket, 1/2" DR 9/16" 12 PT
J5420	Socket, 1/2" DR 5/8" 12 PT
J5422	Socket, 1/2" DR 11/16" 12 PT
J5424	Socket, 1/2" DR 3/4" 12 PT
J5426	Socket, 1/2" DR 13/16" 12 PT
J5428	Socket, 1/2" DR 7/8" 12 PT
J5430	Socket, 1/2" DR 15/16" 12 PT
J5432	Socket, 1/2" DR 1" 12 PT
J5434	Socket, 1/2" DR 1-1/16" 12 PT
J5436	Socket, 1/2" DR 1-1/8" 12 PT
J5440	Socket, 1/2" DR 1-1/4" 12 PT
J5012	Socket, Deep 3/8" DR 3/8" 12 PT
J5014	Socket, Deep 3/8" DR 7/16" 12 PT
J5016	Socket, Deep 3/8" DR 1/2" 12 PT
J5018	Socket, Deep 3/8" DR 9/16" 12 PT
J5020	Socket, Deep 3/8" DR 5/8" 12 PT
J5022	Socket, Deep 3/8" DR 11/16" 12 PT
J5024	Socket, Deep 3/8" DR 3/4" 12 PT
J5026	Socket, Deep 3/8" DR 13/16" 12 PT
J5316	Socket, Deep 1/2" DR 1/2" 12 PT
J5318	Socket, Deep 1/2" DR 9/16" 12 PT
J5320	Socket, Deep 1/2" DR 5/8" 12 PT
J5322	Socket, Deep 1/2" DR 11/16" 12 PT
J5324	Socket, Deep 1/2" DR 3/4" 12 PT
J5326	Socket, Deep 1/2" DR 13/16" 12 PT
J5328	Socket, Deep 1/2" DR 7/8" 12 PT
J5330	Socket, Deep 1/2" DR 15/16" 12 PT

Contents	Description
J5332	Socket, Deep 1/2" DR 1" 12 PT
J5334	Socket, Deep 1/2" DR 1-1/16" 12 PT
J5336	Socket, Deep 1/2" DR 1-1/8" 12 PT
J49901/4	Socket, Hex Bit 3/8" DR 1/4"
J49901/8	Socket, Hex Bit 3/8" DR 1/8"
J49903/16	Socket, Hex Bit 3/8" DR 3/16"
J49903/8	Socket, Hex Bit 3/8" DR 3/8"
J49905/16	Socket, Hex Bit 3/8" DR 5/16"
J49905/32	Socket, Hex Bit 3/8" DR 5/32"
J49907/32	Socket, Hex Bit 3/8" DR 7/32"
J5239-40W	Socket, Bit Torx® 3/8" DR T40
J5239-55W	Socket, Bit Torx® 3/8" DR T55
J5254	Adapter, 1/2" F x 3/8" M
J5270A	Universal Joint, 3/8" DR
J4760	Extension, 1/4" DR 3"
J4761	Extension, 1/4" DR 6"
J5260	Extension, 3/8" DR 3"
J5260-06	Extension, 3/8" DR 6"
J5261	Extension, 3/8" DR 8"
J5460	Extension, 1/2" DR 2-1/2"
J5461	Extension, 1/2" DR 5"
J4769	Socket Driver, 1/4" DR
J5265	Handle, Hinge 3/8" DR
J4749	Ratchet, Classic Pear Head 1/4" DR 5"
J5249	Ratchet, Classic Pear Head 3/8" DR 7"
J5449	Ratchet, Classic Pear Head 1/2" DR 10"
J9300MS	Bit Holder, Screwdriver Magnetic 1/4"
J60002	Bit, Insert # 1 Phillips 1/4" Hex
J60008	Bit, Insert # 2 Phillips 1/4" Hex
J60020	Bit, Insert # 3 Phillips 1/4" Hex
J60200	Bit, Insert 5/32" Slotted 1/4" Hex
J60202	Bit, Insert 3/16" Slotted 1/4" Hex
J60204	Bit, Insert 7/32" Slotted 1/4" Hex
J60510	Bit, Insert T15 Torx® 1/4" Hex
J60512	Bit, Insert T20 Torx® 1/4" Hex
J60514	Bit, Insert T25 Torx® 1/4" Hex
J60518	Bit, Insert T30 Torx® 1/4" Hex
J46103	Hex Key, Standard 0.050"
J46104	Hex Key, Standard 1/16"
J46105	Hex Key, Standard 5/64"
J46106	Hex Key, Standard 3/32"
J46107	Hex Key, Standard 7/64"
J46108	Hex Key, Standard 1/8"

Contents	Description
J46109	Hex Key, Standard 9/64"
J46110	Hex Key, Standard 5/32"
J46112	Hex Key, Standard 3/16"
J46114	Hex Key, Standard 7/32"
J46116	Hex Key, Standard 1/4"
J46120	Hex Key, Standard 5/16"
J46124	Hex Key, Standard 3/8"
J46132	Hex Key, Standard 1/2"
J1212ASD	Wrench, Combination Satin 3/8" 12 PT
J1214ASD	Wrench, Combination Satin 7/16" 12 PT
J1216ASD	Wrench, Combination Satin 1/2" 12 PT
J1218ASD	Wrench, Combination Satin 9/16" 12 PT
J1220ASD	Wrench, Combination Satin 5/8" 12 PT
J1222ASD	Wrench, Combination Satin 11/16" 12 PT
J1224ASD	Wrench, Combination Satin 3/4" 12 PT
J1216ASD	Wrench, Combination Satin 1/2" 12 PT
J1218ASD	Wrench, Combination Satin 9/16" 12 PT
J1220ASD	Wrench, Combination Satin 5/8" 12 PT
J1222ASD	Wrench, Combination Satin 11/16" 12 PT
J1224ASD	Wrench, Combination Satin 3/4" 12 PT
J1226ASD	Wrench, Combination Satin 13/16" 12 PT
J1228ASD	Wrench, Combination Satin 7/8" 12 PT
J1230ASD	Wrench, Combination Satin 15/16" 12 PT
J1232ASD	Wrench, Combination Satin 1" 12 PT
J2590	Socket Clip, 1/4" DR
J2591	Socket Clip, 3/8" DR
J2592	Socket Clip, 1/2" DR
J2587	Socket Bar, 17"
J9969R	Box w/ Tray, 26"

Weight (lbs): 32.74



1/4", 3/8" & 1/2" DRIVE 125 PIECE SOCKET SET - 6, 8, & 12 POINT

Product #: J47125-1A

Tools Only: J47125



INCH **MM**



Contents	Description
J4705	Socket, 1/4" DR 5/32" 6 PT
J4706	Socket, 1/4" DR 3/16" 6 PT
J4707	Socket, 1/4" DR 7/32" 6 PT
J4708	Socket, 1/4" DR 1/4" 6 PT
J4709	Socket, 1/4" DR 9/32" 6 PT
J4710	Socket, 1/4" DR 5/16" 6 PT
J4711	Socket, 1/4" DR 11/32" 6 PT
J4712	Socket, 1/4" DR 3/8" 6 PT
J4714	Socket, 1/4" DR 7/16" 6 PT
J4716	Socket, 1/4" DR 1/2" 6 PT
J4706L	Socket, Deep 1/4" DR 3/16" 6 PT
J4707L	Socket, Deep 1/4" DR 7/32" 6 PT
J4708L	Socket, Deep 1/4" DR 1/4" 6 PT
J4709L	Socket, Deep 1/4" DR 9/32" 6 PT
J4710L	Socket, Deep 1/4" DR 5/16" 6 PT
J4711L	Socket, Deep 1/4" DR 11/32" 6 PT
J4712L	Socket, Deep 1/4" DR 3/8" 6 PT
J4714L	Socket, Deep 1/4" DR 1/2" 6 PT
J4716L	Socket, Deep 1/4" DR 7/16" 6 PT
J5026-50A	Socket, Universal 3/8" DR 13/16" 6 PT
J5208S	Socket, 3/8" DR 1/4" 8 PT
J5210S	Socket, 3/8" DR 5/16" 8 PT
J5212S	Socket, 3/8" DR 3/8" 8 PT
J5212	Socket, 3/8" DR 3/8" 12 PT
J5214	Socket, 3/8" DR 7/16" 12 PT
J5216	Socket, 3/8" DR 1/2" 12 PT
J5218	Socket, 3/8" DR 9/16" 12 PT
J5220	Socket, 3/8" DR 5/8" 12 PT
J5222	Socket, 3/8" DR 11/16" 12 PT
J5224	Socket, 3/8" DR 3/4" 12 PT
J5226	Socket, 3/8" DR 13/16" 12 PT
J5420	Socket, 1/2" DR 5/8" 12 PT
J5424	Socket, 1/2" DR 3/4" 12 PT
J5426	Socket, 1/2" DR 13/16" 12 PT
J5428	Socket, 1/2" DR 7/8" 12 PT
J5430	Socket, 1/2" DR 15/16" 12 PT

Contents	Description
J5012	Socket, Deep 3/8" DR 3/8" 12 PT
J5014	Socket, Deep 3/8" DR 7/16" 12 PT
J5016	Socket, Deep 3/8" DR 1/2" 12 PT
J5018	Socket, Deep 3/8" DR 9/16" 12 PT
J5020	Socket, Deep 3/8" DR 5/8" 12 PT
J5022	Socket, Deep 3/8" DR 11/16" 12 PT
J5024	Socket, Deep 3/8" DR 3/4" 12 PT
J5026	Socket, Deep 3/8" DR 13/16" 12 PT
J4704M	Socket, 1/4" DR 4 mm 6 PT
J4705M	Socket, 1/4" DR 5 mm 6 PT
J4706M	Socket, 1/4" DR 6 mm 6 PT
J4707M	Socket, 1/4" DR 7 mm 6 PT
J4708M	Socket, 1/4" DR 8 mm 6 PT
J4709M	Socket, 1/4" DR 9 mm 6 PT
J4710M	Socket, 1/4" DR 10 mm 6 PT
J4711M	Socket, 1/4" DR 11 mm 6 PT
J4712M	Socket, 1/4" DR 12 mm 6 PT
J4713M	Socket, 1/4" DR 13 mm 6 PT
J5209M	Socket, 3/8" DR 9 mm 12 PT
J5210M	Socket, 3/8" DR 10 mm 12 PT
J5211M	Socket, 3/8" DR 11 mm 12 PT
J5212M	Socket, 3/8" DR 12 mm 12 PT
J5213M	Socket, 3/8" DR 13 mm 12 PT
J5214M	Socket, 3/8" DR 14 mm 12 PT
J5215M	Socket, 3/8" DR 15 mm 12 PT
J5216M	Socket, 3/8" DR 16 mm 12 PT
J5217M	Socket, 3/8" DR 17 mm 12 PT
J5218M	Socket, 3/8" DR 18 mm 12 PT
J5413M	Socket, 1/2" DR 13 mm 12 PT
J5421M	Socket, 1/2" DR 21 mm 12 PT
J5422M	Socket, 1/2" DR 22 mm 12 PT
J5423M	Socket, 1/2" DR 23 mm 12 PT
J5424M	Socket, 1/2" DR 24 mm 12 PT
J4704LM	Socket, Deep 1/4" DR 4 mm 6 PT
J4705LM	Socket, Deep 1/4" DR 5 mm 6 PT
J4706LM	Socket, Deep 1/4" DR 6 mm 6 PT

Contents	Description
J4707LM	Socket, Deep 1/4" DR 7 mm 6 PT
J4708LM	Socket, Deep 1/4" DR 8 mm 6 PT
J4709LM	Socket, Deep 1/4" DR 9 mm 6 PT
J4710LM	Socket, Deep 1/4" DR 10 mm 6 PT
J4711LM	Socket, Deep 1/4" DR 11 mm 6 PT
J4712LM	Socket, Deep 1/4" DR 12 mm 6 PT
J4713LM	Socket, Deep 1/4" DR 13 mm 6 PT
J5009M	Socket, Deep 3/8" DR 9 mm 12 PT
J5010M	Socket, Deep 3/8" DR 10 mm 12 PT
J5011M	Socket, Deep 3/8" DR 11 mm 12 PT
J5012M	Socket, Deep 3/8" DR 12 mm 12 PT
J5013M	Socket, Deep 3/8" DR 13 mm 12 PT
J5014M	Socket, Deep 3/8" DR 14 mm 12 PT
J5015M	Socket, Deep 3/8" DR 15 mm 12 PT
J5016M	Socket, Deep 3/8" DR 16 mm 12 PT
J4760	Extension, 1/4" DR 3"
J4761	Extension, 1/4" DR 6"
J5260	Extension, 3/8" DR 3"
J4769	Socket Driver, 1/4" DR
J4749	Ratchet, Classic Pear Head 1/4" DR 5"
J5249	Ratchet, Classic Pear Head 3/8" DR 7"
J5449	Ratchet, Classic Pear Head 1/2" DR 10"
J9300MS	Bit Holder, Screwdriver Magnetic 1/4"
J60002	Bit, Insert # 1 Phillips 1/4" Hex
J60008	Bit, Insert # 2 Phillips 1/4" Hex
J60020	Bit, Insert # 3 Phillips 1/4" Hex
J60202	Bit, Insert 3/16" Slotted 1/4" Hex
J60204	Bit, Insert 7/32" Slotted 1/4" Hex
J60208	Bit, Insert 9/32" Slotted 1/4" Hex
J60508	Bit, Insert T10 Torx® 1/4" Hex
J60510	Bit, Insert T15 Torx® 1/4" Hex
J60512	Bit, Insert T20 Torx® 1/4" Hex
J60514	Bit, Insert T25 Torx® 1/4" Hex
J4981	Set, Hex Key, 11 PC
J1212ASD	Wrench, Combination Satin 3/8" 12 PT
J1214ASD	Wrench, Combination Satin 7/16" 12 PT
J1216ASD	Wrench, Combination Satin 1/2" 12 PT
J1218ASD	Wrench, Combination Satin 9/16" 12 PT
J1220ASD	Wrench, Combination Satin 5/8" 12 PT
J1210MASD	Wrench, Combination Satin 10 mm 12 PT
J1212MASD	Wrench, Combination Satin 12 mm 12 PT
J1214MASD	Wrench, Combination Satin 14 mm 12 PT
J1215MASD	Wrench, Combination Satin 15 mm 12 PT
J2590	Socket Clip, 1/4" DR
J2591	Socket Clip, 3/8" DR
J2592	Socket Clip, 1/2" DR
J2584	Socket Bar, 6-1/4"
J2585	Socket Bar, 9"
J9975R	Box, Mechanic 20"

Weight (lbs): 34.28



Torx® is a trademark of Acument Intellectual Properties, LLC



1/4", 3/8" & 1/2" DRIVE 101 PIECE SOCKET SET - 6, 8, & 12 POINT

Product #: **J47101-1A**

Tools Only: **J47101**



INCH **MM**



1/4", 3/8", & 1/2" DRIVE SOCKET SETS

Contents	Description
J4705	Socket, 1/4" DR 5/32" 6 PT
J4706	Socket, 1/4" DR 3/16" 6 PT
J4707	Socket, 1/4" DR 7/32" 6 PT
J4708	Socket, 1/4" DR 1/4" 6 PT
J4709	Socket, 1/4" DR 9/32" 6 PT
J4710	Socket, 1/4" DR 5/16" 6 PT
J4711	Socket, 1/4" DR 11/32" 6 PT
J4712	Socket, 1/4" DR 3/8" 6 PT
J4714	Socket, 1/4" DR 7/16" 6 PT
J4716	Socket, 1/4" DR 1/2" 6 PT
J5416H	Socket, 1/2" DR 1/2" 6 PT
J5418H	Socket, 1/2" DR 9/16" 6 PT
J5420H	Socket, 1/2" DR 5/8" 6 PT
J5422H	Socket, 1/2" DR 11/16" 6 PT
J5424H	Socket, 1/2" DR 3/4" 6 PT
J5426H	Socket, 1/2" DR 13/16" 6 PT
J5428H	Socket, 1/2" DR 7/8" 6 PT
J5430H	Socket, 1/2" DR 15/16" 6 PT
J5432H	Socket, 1/2" DR 1" 6 PT
J4706L	Socket, Deep 1/4" DR 3/16" 6 PT
J4707L	Socket, Deep 1/4" DR 7/32" 6 PT
J4708L	Socket, Deep 1/4" DR 1/4" 6 PT
J4709L	Socket, Deep 1/4" DR 9/32" 6 PT
J4710L	Socket, Deep 1/4" DR 5/16" 6 PT
J4711L	Socket, Deep 1/4" DR 11/32" 6 PT
J4712L	Socket, Deep 1/4" DR 3/8" 6 PT
J4716L	Socket, Deep 1/4" DR 7/16" 6 PT
J4714L	Socket, Deep 1/4" DR 1/2" 6 PT

Contents	Description
J4718L	Socket, Deep 1/4" DR 9/16" 6 PT
J5020-50	Socket, Spark Plug 3/8" DR 5/8" 6 PT
J5026HPA	Socket, Spark Plug 3/8" DR 13/16" 6 PT
J5208S	Socket, 3/8" DR 1/4" 8 PT
J5210S	Socket, 3/8" DR 5/16" 8 PT
J5212S	Socket, 3/8" DR 3/8" 8 PT
J5214S	Socket, 3/8" DR 7/16" 8 PT
J5216S	Socket, 3/8" DR 1/2" 8 PT
J5212	Socket, 3/8" DR 3/8" 12 PT
J5214	Socket, 3/8" DR 7/16" 12 PT
J5216	Socket, 3/8" DR 1/2" 12 PT
J5218	Socket, 3/8" DR 9/16" 12 PT
J5220	Socket, 3/8" DR 5/8" 12 PT
J5222	Socket, 3/8" DR 11/16" 12 PT
J5224	Socket, 3/8" DR 3/4" 12 PT
J5226	Socket, 3/8" DR 13/16" 12 PT
J5012	Socket, Deep 3/8" DR 3/8" 12 PT
J5014	Socket, Deep 3/8" DR 7/16" 12 PT
J5016	Socket, Deep 3/8" DR 1/2" 12 PT
J5018	Socket, Deep 3/8" DR 9/16" 12 PT
J5020	Socket, Deep 3/8" DR 5/8" 12 PT
J5022	Socket, Deep 3/8" DR 11/16" 12 PT
J5024	Socket, Deep 3/8" DR 3/4" 12 PT
J5026	Socket, Deep 3/8" DR 13/16" 12 PT
J5032	Socket, Deep 3/8" DR 1" 12 PT
J4704M	Socket, 1/4" DR 4 mm 6 PT
J4705M	Socket, 1/4" DR 5 mm 6 PT
J4706M	Socket, 1/4" DR 6 mm 6 PT

Contents	Description
J4707M	Socket, 1/4" DR 7 mm 6 PT
J4708M	Socket, 1/4" DR 8 mm 6 PT
J4709M	Socket, 1/4" DR 9 mm 6 PT
J4710M	Socket, 1/4" DR 10 mm 6 PT
J4711M	Socket, 1/4" DR 11 mm 6 PT
J4712M	Socket, 1/4" DR 12 mm 6 PT
J4713M	Socket, 1/4" DR 13 mm 6 PT
J4704LM	Socket, Deep 1/4" DR 4 mm 6 PT
J4705LM	Socket, Deep 1/4" DR 5 mm 6 PT
J4706LM	Socket, Deep 1/4" DR 6 mm 6 PT
J4707LM	Socket, Deep 1/4" DR 7 mm 6 PT
J4708LM	Socket, Deep 1/4" DR 8 mm 6 PT
J4709LM	Socket, Deep 1/4" DR 9 mm 6 PT
J4710LM	Socket, Deep 1/4" DR 10 mm 6 PT
J4711LM	Socket, Deep 1/4" DR 11 mm 6 PT
J4712LM	Socket, Deep 1/4" DR 12 mm 6 PT
J4713LM	Socket, Deep 1/4" DR 13 mm 6 PT
J5010MH	Socket, Deep 3/8" DR 10 mm 6 PT
J5012MH	Socket, Deep 3/8" DR 12 mm 6 PT
J5013MH	Socket, Deep 3/8" DR 13 mm 6 PT
J5014MH	Socket, Deep 3/8" DR 14 mm 6 PT
J5015MH	Socket, Deep 3/8" DR 15 mm 6 PT
J5017MH	Socket, Deep 3/8" DR 17 mm 6 PT
J5019MH	Socket, Deep 3/8" DR 19 mm 6 PT
J5209M	Socket, 3/8" DR 9 mm 12 PT
J5210M	Socket, 3/8" DR 10 mm 12 PT
J5211M	Socket, 3/8" DR 11 mm 12 PT
J5212M	Socket, 3/8" DR 12 mm 12 PT
J5213M	Socket, 3/8" DR 13 mm 12 PT
J5214M	Socket, 3/8" DR 14 mm 12 PT
J5215M	Socket, 3/8" DR 15 mm 12 PT
J5216M	Socket, 3/8" DR 16 mm 12 PT
J5217M	Socket, 3/8" DR 17 mm 12 PT
J5218M	Socket, 3/8" DR 18 mm 12 PT
J5219M	Socket, 3/8" DR 19 mm 12 PT
J5254	Adapter, 1/2" F x 3/8" M
J4760	Extension, 1/4" DR 3"
J4761	Extension, 1/4" DR 6"
J5260	Extension, 3/8" DR 3"
J5260-06	Extension, 3/8" DR 6"
J5261	Extension, 3/8" DR 8"
J4769	Socket Driver, 1/4" DR
J4749	Ratchet, Classic Pear Head 1/4" DR 5"
J5249	Ratchet, Classic Pear Head 3/8" DR 7"
J5449	Ratchet, Classic Pear Head 1/2" DR 10"
J2590	Socket Clip, 1/4" DR
J2591	Socket Clip, 3/8" DR
J2592	Socket Clip, 1/2" DR
J2584	Socket Bar, 6-1/4"
J2585	Socket Bar, 9"
J2586	Socket Bar, 13"
J9975R	20" Box, Mechanic w/ Tray

Weight (lbs): 32.54



6 6 POINT
 8 8 POINT
 12 12 POINT
 SPL SPLINE
 HEX HEX
 ○ FULL POLISH
 ◐ SATIN
 ● BLACK OXIDE
 ◑ INSULATED

1/4", 3/8" & 1/2" DRIVE 81 PIECE SOCKET SET - 6 & 12 POINT

Product #: J47181-1A

Tools Only: J47181



INCH MM



Contents	Description
J4705	Socket, 1/4" DR 5/32" 6 PT
J4706	Socket, 1/4" DR 3/16" 6 PT
J4707	Socket, 1/4" DR 7/32" 6 PT
J4708	Socket, 1/4" DR 1/4" 6 PT
J4709	Socket, 1/4" DR 9/32" 6 PT
J4710	Socket, 1/4" DR 5/16" 6 PT
J4711	Socket, 1/4" DR 11/32" 6 PT
J4712	Socket, 1/4" DR 3/8" 6 PT
J4714	Socket, 1/4" DR 7/16" 6 PT
J4716	Socket, 1/4" DR 1/2" 6 PT
J5212H	Socket, 3/8" DR 3/8" 6 PT
J5214H	Socket, 3/8" DR 7/16" 6 PT
J5216H	Socket, 3/8" DR 1/2" 6 PT
J5218H	Socket, 3/8" DR 9/16" 6 PT
J5220H	Socket, 3/8" DR 5/8" 6 PT
J5222H	Socket, 3/8" DR 11/16" 6 PT
J5224H	Socket, 3/8" DR 3/4" 6 PT
J5226H	Socket, 3/8" DR 13/16" 6 PT
J4706L	Socket, Deep 1/4" DR 3/16" 6 PT
J4708L	Socket, Deep 1/4" DR 1/4" 6 PT

Contents	Description
J4709L	Socket, Deep 1/4" DR 9/32" 6 PT
J4710L	Socket, Deep 1/4" DR 5/16" 6 PT
J5020-50	Socket, Spark Plug 3/8" DR 5/8" 6 PT
J4706T	Socket, 1/4" DR 3/16" 12 PT
J4707T	Socket, 1/4" DR 7/32" 12 PT
J4710T	Socket, 1/4" DR 5/16" 12 PT
J4711T	Socket, 1/4" DR 11/32" 12 PT
J4712T	Socket, 1/4" DR 3/8" 12 PT
J4714T	Socket, 1/4" DR 7/16" 12 PT
J4716T	Socket, 1/4" DR 1/2" 12 PT
J5212	Socket, 3/8" DR 3/8" 12 PT
J5214	Socket, 3/8" DR 7/16" 12 PT
J5216	Socket, 3/8" DR 1/2" 12 PT
J5218	Socket, 3/8" DR 9/16" 12 PT
J5220	Socket, 3/8" DR 5/8" 12 PT
J5222	Socket, 3/8" DR 11/16" 12 PT
J5224	Socket, 3/8" DR 3/4" 12 PT
J5226	Socket, 3/8" DR 13/16" 12 PT
J5416	Socket, 1/2" DR 1/2" 12 PT
J5418	Socket, 1/2" DR 9/16" 12 PT

Contents	Description
J5420	Socket, 1/2" DR 5/8" 12 PT
J5424	Socket, 1/2" DR 3/4" 12 PT
J5426	Socket, 1/2" DR 13/16" 12 PT
J4708LT	Socket, Deep 1/4" DR 1/4" 12 PT
J4709LT	Socket, Deep 1/4" DR 9/32" 12 PT
J5012	Socket, Deep 3/8" DR 3/8" 12 PT
J5014	Socket, Deep 3/8" DR 7/16" 12 PT
J5016	Socket, Deep 3/8" DR 1/2" 12 PT
J5018	Socket, Deep 3/8" DR 9/16" 12 PT
J4704M	Socket, 1/4" DR 4 mm 6 PT
J4705M	Socket, 1/4" DR 5 mm 6 PT
J4706M	Socket, 1/4" DR 6 mm 6 PT
J5210MH	Socket, 3/8" DR 10 mm 6 PT
J5211MH	Socket, 3/8" DR 11 mm 6 PT
J5212MH	Socket, 3/8" DR 12 mm 6 PT
J5213MH	Socket, 3/8" DR 13 mm 6 PT
J5214MH	Socket, 3/8" DR 14 mm 6 PT
J5215MH	Socket, 3/8" DR 15 mm 6 PT
J5217MH	Socket, 3/8" DR 17 mm 6 PT
J5219MH	Socket, 3/8" DR 19 mm 6 PT
J4707TM	Socket, 1/4" DR 7 mm 12 PT
J4708TM	Socket, 1/4" DR 8 mm 12 PT
J4709TM	Socket, 1/4" DR 9 mm 12 PT
J4711TM	Socket, 1/4" DR 11 mm 12 PT
J4712TM	Socket, 1/4" DR 12 mm 12 PT
J4713TM	Socket, 1/4" DR 13 mm 12 PT
J5209M	Socket, 3/8" DR 9 mm 12 PT
J5210M	Socket, 3/8" DR 10 mm 12 PT
J5211M	Socket, 3/8" DR 11 mm 12 PT
J5212M	Socket, 3/8" DR 12 mm 12 PT
J5213M	Socket, 3/8" DR 13 mm 12 PT
J5214M	Socket, 3/8" DR 14 mm 12 PT
J5215M	Socket, 3/8" DR 15 mm 12 PT
J5216M	Socket, 3/8" DR 16 mm 12 PT
J5217M	Socket, 3/8" DR 17 mm 12 PT
J5219M	Socket, 3/8" DR 19 mm 12 PT
J4710LTM	Socket, Deep 1/4" DR 10 mm 12 PT
J5260	Extension, 3/8" DR 3"
J4749	Ratchet, Classic Pear Head 1/4" DR 5"
J5249	Ratchet, Classic Pear Head 3/8" DR 7"
J5449	Ratchet, Classic Pear Head 1/2" DR 10"
J2590	Socket Clip, 1/4" DR
J2591	Socket Clip, 3/8" DR
J2592	Socket Clip, 1/2" DR
J2584	Socket Bar, 6-1/4"
J2585	Socket Bar, 9"
J9971R	19" Box, Mechanic w/ Tray

Weight (lbs): 23.48





1/4" & 3/8" DRIVE 65 PIECE SOCKET SET - 6 & 12 POINT

Product #: J47165-1A

Tools Only: J47165



INCH **MM**



1/4" & 3/8" DRIVE SOCKET SETS

Contents	Description
J4706	Socket, 1/4" DR 3/16" 6 PT
J4707	Socket, 1/4" DR 7/32" 6 PT
J4708	Socket, 1/4" DR 1/4" 6 PT
J4709	Socket, 1/4" DR 9/32" 6 PT
J4710	Socket, 1/4" DR 5/16" 6 PT
J4711	Socket, 1/4" DR 11/32" 6 PT
J4712	Socket, 1/4" DR 3/8" 6 PT
J4714	Socket, 1/4" DR 7/16" 6 PT
J4716	Socket, 1/4" DR 1/2" 6 PT
J5020-50	Socket, Spark Plug 3/8" DR 5/8" 6 PT
J5212	Socket, 3/8" DR 3/8" 12 PT
J5214	Socket, 3/8" DR 7/16" 12 PT
J5216	Socket, 3/8" DR 1/2" 12 PT
J5218	Socket, 3/8" DR 9/16" 12 PT
J5220	Socket, 3/8" DR 5/8" 12 PT
J5222	Socket, 3/8" DR 11/16" 12 PT
J5224	Socket, 3/8" DR 3/4" 12 PT
J5226	Socket, 3/8" DR 13/16" 12 PT
J5228	Socket, 3/8" DR 7/8" 12 PT
J5012	Socket, Deep 3/8" DR 3/8" 12 PT
J5014	Socket, Deep 3/8" DR 7/16" 12 PT
J5016	Socket, Deep 3/8" DR 1/2" 12 PT
J5018	Socket, Deep 3/8" DR 9/16" 12 PT
J5020	Socket, Deep 3/8" DR 5/8" 12 PT
J5022	Socket, Deep 3/8" DR 11/16" 12 PT
J5024	Socket, Deep 3/8" DR 3/4" 12 PT
J5026	Socket, Deep 3/8" DR 13/16" 12 PT
J5028	Socket, Deep 3/8" DR 7/8" 12 PT
J4704M	Socket, 1/4" DR 4 mm 6 PT
J4705M	Socket, 1/4" DR 5 mm 6 PT
J4706M	Socket, 1/4" DR 6 mm 6 PT
J4707M	Socket, 1/4" DR 7 mm 6 PT
J4708M	Socket, 1/4" DR 8 mm 6 PT
J4709M	Socket, 1/4" DR 9 mm 6 PT
J4710M	Socket, 1/4" DR 10 mm 6 PT

Contents	Description
J4711M	Socket, 1/4" DR 11 mm 6 PT
J4712M	Socket, 1/4" DR 12 mm 6 PT
J4713M	Socket, 1/4" DR 13 mm 6 PT
J5210MH	Socket, 3/8" DR 10 mm 6 PT
J5211MH	Socket, 3/8" DR 11 mm 6 PT
J5212MH	Socket, 3/8" DR 12 mm 6 PT
J5213MH	Socket, 3/8" DR 13 mm 6 PT
J5214MH	Socket, 3/8" DR 14 mm 6 PT
J5215MH	Socket, 3/8" DR 15 mm 6 PT
J5216MH	Socket, 3/8" DR 16 mm 6 PT
J5217MH	Socket, 3/8" DR 17 mm 6 PT
J5218MH	Socket, 3/8" DR 18 mm 6 PT
J5219MH	Socket, 3/8" DR 19 mm 6 PT
J5010MH	Socket, Deep 3/8" DR 10 mm 6 PT
J5011MH	Socket, Deep 3/8" DR 11 mm 6 PT
J5012MH	Socket, Deep 3/8" DR 12 mm 6 PT
J5013MH	Socket, Deep 3/8" DR 13 mm 6 PT
J5014MH	Socket, Deep 3/8" DR 14 mm 6 PT
J5015MH	Socket, Deep 3/8" DR 15 mm 6 PT
J5017MH	Socket, Deep 3/8" DR 17 mm 6 PT
J5018MH	Socket, Deep 3/8" DR 18 mm 6 PT
J5019MH	Socket, Deep 3/8" DR 19 mm 6 PT
J5255	Adapter, 3/8" F x 1/4" M
J5270A	Universal Joint, 3/8" DR
J4760	Extension, 1/4" DR 3"
J5260	Extension, 3/8" DR 3"
J5260-06	Extension, 3/8" DR 6"
J4769	Socket Driver, 1/4" DR
J4749	Ratchet, Classic Pear Head 1/4" DR 5"
J5249	Ratchet, Classic Pear Head 3/8" DR 7"
J2590	Socket Clip, 1/4" DR
J2591	Socket Clip, 3/8" DR
J2584	Socket Bar, 6-1/4"
J2585	Socket Bar, 9"
J9971R	19" Box, Mechanic w/ Tray

Weight (lbs): 23.99



6 POINT
 8 POINT
 12 POINT
 SPL SPLINE
 HEX HEX
 FULL POLISH
 SATIN
 BLACK OXIDE
 INSULATED

1/4" & 3/8" DRIVE 65 PIECE SOCKET SET WITH HEX KEYS - 6 & 12 POINT

Product #: **J47065-1A**

Tools Only: **J47065**



Contents	Description
J4705	Socket, 1/4" DR 5/32" 6 PT
J4706	Socket, 1/4" DR 3/16" 6 PT
J4707	Socket, 1/4" DR 7/32" 6 PT
J4708	Socket, 1/4" DR 1/4" 6 PT
J4709	Socket, 1/4" DR 9/32" 6 PT
J4710	Socket, 1/4" DR 5/16" 6 PT
J4711	Socket, 1/4" DR 11/32" 6 PT
J4712	Socket, 1/4" DR 3/8" 6 PT
J4714	Socket, 1/4" DR 7/16" 6 PT
J4716	Socket, 1/4" DR 1/2" 6 PT
J5020-50	Socket, Spark Plug 3/8" DR 5/8" 6 PT
J5212	Socket, 3/8" DR 3/8" 12 PT
J5214	Socket, 3/8" DR 7/16" 12 PT
J5216	Socket, 3/8" DR 1/2" 12 PT
J5218	Socket, 3/8" DR 9/16" 12 PT
J5220	Socket, 3/8" DR 5/8" 12 PT
J5222	Socket, 3/8" DR 11/16" 12 PT
J5224	Socket, 3/8" DR 3/4" 12 PT
J5226	Socket, 3/8" DR 13/16" 12 PT
J4704M	Socket, 1/4" DR 4 mm 6 PT
J4705M	Socket, 1/4" DR 5 mm 6 PT
J4706M	Socket, 1/4" DR 6 mm 6 PT
J4707M	Socket, 1/4" DR 7 mm 6 PT
J4708M	Socket, 1/4" DR 8 mm 6 PT
J4709M	Socket, 1/4" DR 9 mm 6 PT
J4710M	Socket, 1/4" DR 10 mm 6 PT
J4711M	Socket, 1/4" DR 11 mm 6 PT
J4712M	Socket, 1/4" DR 12 mm 6 PT
J4713M	Socket, 1/4" DR 13 mm 6 PT

Contents	Description
J5210M	Socket, 3/8" DR 10 mm 12 PT
J5211M	Socket, 3/8" DR 11 mm 12 PT
J5212M	Socket, 3/8" DR 12 mm 12 PT
J5213M	Socket, 3/8" DR 13 mm 12 PT
J5214M	Socket, 3/8" DR 14 mm 12 PT
J5215M	Socket, 3/8" DR 15 mm 12 PT
J5217M	Socket, 3/8" DR 17 mm 12 PT
J5255	Adapter, 3/8" F x 1/4" M
J4760	Extension, 1/4" DR 3"
J5260	Extension, 3/8" DR 3"
J4769	Socket Driver, 1/4" DR
J5249	Ratchet, Classic Pear Head 3/8" DR 7"
J60002	Bit, Insert # 1 Phillips 1/4" Hex
J60008	Bit, Insert # 2 Phillips 1/4" Hex
J60020	Bit, Insert # 3 Phillips 1/4" Hex
J60202	Bit, Insert 3/16" Slotted 1/4" Hex
J60204	Bit, Insert 7/32" Slotted 1/4" Hex
J60208	Bit, Insert 9/32" Slotted 1/4" Hex
J60508	Bit, Insert T10 Torx® 1/4" Hex
J60510	Bit, Insert T15 Torx® 1/4" Hex
J60512	Bit, Insert T20 Torx® 1/4" Hex
J60514	Bit, Insert T25 Torx® 1/4" Hex
J60516	Bit, Insert T27 Torx® 1/4" Hex
J4980	Set, Hex Key, 13 PC
J2590	Socket Clip, 1/4" DR
J2591	Socket Clip, 3/8" DR
J2584	Socket Bar, 6-1/4"
J2585	Socket Bar, 9"
J9971R	Box, Mechanic w/ Tray 19"

Weight (lbs): 18.44



Torx® is a trademark of Acument Intellectual Properties, LLC



1/4" & 3/8" DRIVE 63 PIECE SOCKET SET - 6 & 12 POINT

Product #: **J47163-1A**

Tools Only: **J47163**



INCH **MM**



1/4" & 3/8" DRIVE SOCKET SETS

Contents	Description
J4704	Socket, 1/4" DR 1/8" 6 PT
J4707	Socket, 1/4" DR 7/32" 6 PT
J4708	Socket, 1/4" DR 1/4" 6 PT
J4709	Socket, 1/4" DR 9/32" 6 PT
J4710	Socket, 1/4" DR 5/16" 6 PT
J4711	Socket, 1/4" DR 11/32" 6 PT
J4712	Socket, 1/4" DR 3/8" 6 PT
J4714	Socket, 1/4" DR 7/16" 6 PT
J4716	Socket, 1/4" DR 1/2" 6 PT
J4706L	Socket, Deep 1/4" DR 3/16" 6 PT
J4707L	Socket, Deep 1/4" DR 7/32" 6 PT
J4708L	Socket, Deep 1/4" DR 1/4" 6 PT
J4709L	Socket, Deep 1/4" DR 9/32" 6 PT
J4710L	Socket, Deep 1/4" DR 5/16" 6 PT
J4711L	Socket, Deep 1/4" DR 11/32" 6 PT
J4712L	Socket, Deep 1/4" DR 3/8" 6 PT
J4714L	Socket, Deep 1/4" DR 1/2" 6 PT
J4716L	Socket, Deep 1/4" DR 7/16" 6 PT
J5020-50	Socket, Spark Plug 3/8" DR 5/8" 6 PT
J5210	Socket, 3/8" DR 5/16" 12 PT
J5212	Socket, 3/8" DR 3/8" 12 PT
J5214	Socket, 3/8" DR 7/16" 12 PT
J5216	Socket, 3/8" DR 1/2" 12 PT
J5218	Socket, 3/8" DR 9/16" 12 PT
J5220	Socket, 3/8" DR 5/8" 12 PT
J5222	Socket, 3/8" DR 11/16" 12 PT
J5224	Socket, 3/8" DR 3/4" 12 PT
J4705M	Socket, 1/4" DR 5 mm 6 PT
J4706M	Socket, 1/4" DR 6 mm 6 PT
J4707M	Socket, 1/4" DR 7 mm 6 PT
J4708M	Socket, 1/4" DR 8 mm 6 PT

Contents	Description
J4709M	Socket, 1/4" DR 9 mm 6 PT
J4710M	Socket, 1/4" DR 10 mm 6 PT
J4711M	Socket, 1/4" DR 11 mm 6 PT
J4712M	Socket, 1/4" DR 12 mm 6 PT
J4713M	Socket, 1/4" DR 13 mm 6 PT
J4705LM	Socket, Deep 1/4" DR 5 mm 6 PT
J4706LM	Socket, Deep 1/4" DR 6 mm 6 PT
J4707LM	Socket, Deep 1/4" DR 7 mm 6 PT
J4708LM	Socket, Deep 1/4" DR 8 mm 6 PT
J4709LM	Socket, Deep 1/4" DR 9 mm 6 PT
J4710LM	Socket, Deep 1/4" DR 10 mm 6 PT
J4711LM	Socket, Deep 1/4" DR 11 mm 6 PT
J4712LM	Socket, Deep 1/4" DR 12 mm 6 PT
J4713LM	Socket, Deep 1/4" DR 13 mm 6 PT
J5210M	Socket, 3/8" DR 10 mm 12 PT
J5211M	Socket, 3/8" DR 11 mm 12 PT
J5212M	Socket, 3/8" DR 12 mm 12 PT
J5213M	Socket, 3/8" DR 13 mm 12 PT
J5214M	Socket, 3/8" DR 14 mm 12 PT
J5215M	Socket, 3/8" DR 15 mm 12 PT
J5216M	Socket, 3/8" DR 16 mm 12 PT
J5217M	Socket, 3/8" DR 17 mm 12 PT
J5218M	Socket, 3/8" DR 18 mm 12 PT
J4749	Ratchet, Classic Pear Head 1/4" DR 5"
J5249	Ratchet, Classic Pear Head 3/8" DR 7"
J4982	Set, Hex Key, 7 PC
J2590	Socket Clip, 1/4" DR
J2591	Socket Clip, 3/8" DR
J2584	Socket Bar, 6-1/4"
J2585	Socket Bar, 9"
J9971R	Box, Mechanic w/ Tray, 19"

Weight (lbs): 17.25



6 6 POINT
8 8 POINT
12 12 POINT
SPL SPLINE
HEX HEX
FULL POLISH
SATIN
BLACK OXIDE
INSULATED

1/4" & 3/8" DRIVE 53 PIECE SOCKET SET - 6, 8 & 12 POINT

Product #: J47053A



INCH **MM**



Contents	Description
J4706	Socket, 1/4" DR 3/16" 6 PT
J4707	Socket, 1/4" DR 7/32" 6 PT
J4708	Socket, 1/4" DR 1/4" 6 PT
J4709	Socket, 1/4" DR 9/32" 6 PT
J4710	Socket, 1/4" DR 5/16" 6 PT
J4711	Socket, 1/4" DR 11/32" 6 PT
J4712	Socket, 1/4" DR 3/8" 6 PT
J4714	Socket, 1/4" DR 7/16" 6 PT
J4716	Socket, 1/4" DR 1/2" 6 PT
J4707L	Socket, Deep 1/4" DR 7/32" 6 PT
J4708L	Socket, Deep 1/4" DR 1/4" 6 PT
J4709L	Socket, Deep 1/4" DR 9/32" 6 PT
J4710L	Socket, Deep 1/4" DR 5/16" 6 PT
J4711L	Socket, Deep 1/4" DR 11/32" 6 PT
J5208S	Socket, 3/8" DR 1/4" 8 PT
J5210S	Socket, 3/8" DR 5/16" 8 PT
J5212S	Socket, 3/8" DR 3/8" 8 PT
J5212	Socket, 3/8" DR 3/8" 12 PT
J5214	Socket, 3/8" DR 7/16" 12 PT
J5216	Socket, 3/8" DR 1/2" 12 PT
J5218	Socket, 3/8" DR 9/16" 12 PT
J5220	Socket, 3/8" DR 5/8" 12 PT
J5222	Socket, 3/8" DR 11/16" 12 PT
J5224	Socket, 3/8" DR 3/4" 12 PT
J5226	Socket, 3/8" DR 13/16" 12 PT
J5012	Socket, Deep 3/8" DR 3/8" 12 PT

Contents	Description
J5014	Socket, Deep 3/8" DR 7/16" 12 PT
J5016	Socket, Deep 3/8" DR 1/2" 12 PT
J5018	Socket, Deep 3/8" DR 9/16" 12 PT
J5022	Socket, Deep 3/8" DR 11/16" 12 PT
J4704M	Socket, 1/4" DR 4 mm 6 PT
J4705M	Socket, 1/4" DR 5 mm 6 PT
J4706M	Socket, 1/4" DR 6 mm 6 PT
J4707M	Socket, 1/4" DR 7 mm 6 PT
J4708M	Socket, 1/4" DR 8 mm 6 PT
J4709M	Socket, 1/4" DR 9 mm 6 PT
J4710M	Socket, 1/4" DR 10 mm 6 PT
J4711M	Socket, 1/4" DR 11 mm 6 PT
J4712M	Socket, 1/4" DR 12 mm 6 PT
J4713M	Socket, 1/4" DR 13 mm 6 PT
J5210M	Socket, 3/8" DR 10 mm 12 PT
J5211M	Socket, 3/8" DR 11 mm 12 PT
J5212M	Socket, 3/8" DR 12 mm 12 PT

Contents	Description
J5213M	Socket, 3/8" DR 13 mm 12 PT
J5214M	Socket, 3/8" DR 14 mm 12 PT
J5215M	Socket, 3/8" DR 15 mm 12 PT
J5217M	Socket, 3/8" DR 17 mm 12 PT
J5219M	Socket, 3/8" DR 19 mm 12 PT
J4769	Socket Driver, 1/4" DR
J4760	Extension, 1/4" DR 3"
J5259	Extension, 3/8" DR 1-3/4"
J4749	Ratchet, Classic Pear Head 1/4" DR 5"
J5249	Ratchet, Classic Pear Head 3/8" DR 7"
J2587	Socket Bar, 17"
J2590	Socket Clip, 1/4" DR
J2591	Socket Clip, 3/8" DR
J9969R	Box, Extra Heavy with Tray, 26"

Weight (lbs): 29.35



1/4" & 3/8" DRIVE 22 PIECE SOCKET SETS - 6 POINT

Product #: J47152



INCH



Contents	Description
J4706	Socket, 1/4" DR 3/16" 6 PT
J4707	Socket, 1/4" DR 7/32" 6 PT
J4708	Socket, 1/4" DR 1/4" 6 PT
J4709	Socket, 1/4" DR 9/32" 6 PT
J4710	Socket, 1/4" DR 5/16" 6 PT
J4711	Socket, 1/4" DR 11/32" 6 PT
J4712	Socket, 1/4" DR 3/8" 6 PT
J5214H	Socket, 3/8" DR 7/16" 6 PT
J5216H	Socket, 3/8" DR 1/2" 6 PT
J5218H	Socket, 3/8" DR 9/16" 6 PT
J5220H	Socket, 3/8" DR 5/8" 6 PT
J5222H	Socket, 3/8" DR 11/16" 6 PT
J5224H	Socket, 3/8" DR 3/4" 6 PT
J5226H	Socket, 3/8" DR 13/16" 6 PT
J5228H	Socket, 3/8" DR 7/8" 6 PT
J5230H	Socket, 3/8" DR 15/16" 6 PT
J5232H	Socket, 3/8" DR 1" 6 PT

Contents	Description
J4769	Socket Driver, 1/4" DR
J5255	Adapter, 3/8" F x 1/4" M
J5260	Extension, 3/8" DR 3"
J5260-06	Extension, 3/8" DR 6"
J5249	Ratchet, Classic Pear Head 3/8" DR
JBM1003	Case, Blow Molded

Weight (lbs): 5.41





1/4" & 3/8" DRIVE 37 PIECE BIT SET

Product #: **J47137A**



INCH **MM**



1/4" & 3/8" DRIVE BIT SETS

Contents	Description
J4737	Socket, Phillips Bit 1/4" DR #1
J4738	Socket, Phillips Bit 1/4" DR #2
J4739-10W	Socket, Bit Torx® 1/4" DR T10
J4739-15W	Socket, Bit Torx® 1/4" DR T15
J4739-20W	Socket, Bit Torx® 1/4" DR T20
J4739-25W	Socket, Bit Torx® 1/4" DR T25
J4739-27W	Socket, Bit Torx® 1/4" DR T27
J4739-30W	Socket, Bit Torx® 1/4" DR T30
J4743	Socket, Screwdriver Bit Slotted 1/4" DR 1/4"
J4744	Socket, Screwdriver Bit Slotted 1/4" DR 3/16"
J4745	Socket, Screwdriver Bit Slotted 1/4" DR 1/4"
J47701/16	Socket, Hex Bit 1/4" DR 1/16"
J47705/64	Socket, Hex Bit 1/4" DR 5/64"
J47703/32	Socket, Hex Bit 1/4" DR 3/32"
J47707/64	Socket, Hex Bit 1/4" DR 7/64"
J47701/8	Socket, Hex Bit 1/4" DR 1/8"
J47709/64	Socket, Hex Bit 1/4" DR 9/64"
J47705/32	Socket, Hex Bit 1/4" DR 5/32"
J47703/16	Socket, Hex Bit 1/4" DR 3/16"
J47707/32	Socket, Hex Bit 1/4" DR 7/32"
J47701/4	Socket, Hex Bit 1/4" DR 1/4"
J47705/16	Socket, Hex Bit 1/4" DR 5/16"

Contents	Description
J4770-2M	Socket, Hex Bit 1/4" DR 2 mm
J4770-2.5M	Socket, Hex Bit 1/4" DR 2.5 mm
J4770-3M	Socket, Hex Bit 1/4" DR 3 mm
J4770-4M	Socket, Hex Bit 1/4" DR 4 mm
J4770-5M	Socket, Hex Bit 1/4" DR 5 mm
J4770-6M	Socket, Hex Bit 1/4" DR 6 mm
J49903/8	Socket, Hex Bit 3/8" DR 3/8"
J4990-7M	Socket, Hex Bit 3/8" 7 mm
J4990-8M	Socket, Hex Bit 3/8" 8 mm
J4990-10M	Socket, Hex Bit 3/8" 10 mm
J5239-40W	Socket, Bit Torx® 3/8" DR T40
J5239-45W	Socket, Bit Torx® 3/8" DR T45
J5239-50W	Socket, Bit Torx® 3/8" DR T50
J5239-55W	Socket, Bit Torx® 3/8" DR T55
J5242	Socket, Phillips Bit 3/8" DR #3
J2587	Socket Bar, 17"
J2590	Socket Clip, 1/4" DR
J2591	Socket Clip, 3/8" DR
J5497R	Box, Tool

Weight (lbs): 10.42



6 POINT
 8 POINT
 12 POINT
 SPL SPLINE
 HEX
 FULL POLISH
 SATIN
 BLACK OXIDE
 INSULATED

1/4" & 3/8" DRIVE 37 PIECE BIT SETProduct #: **J4770-37****INCH** **MM**

Contents	Description
J4737	Socket, Phillips Bit 1/4" DR #1
J4738	Socket, Phillips Bit 1/4" DR #2
J4743	Socket, Screwdriver Bit Slotted 1/4" DR 1/4"
J4744	Socket, Screwdriver Bit Slotted 1/4" DR 3/16"
J4745	Socket, Screwdriver Bit Slotted 1/4" DR 1/4"
J4739-10W	Socket, Bit Torx® 1/4" DR T10
J4739-15W	Socket, Bit Torx® 1/4" DR T15
J4739-20W	Socket, Bit Torx® 1/4" DR T20
J4739-25W	Socket, Bit Torx® 1/4" DR T25
J4739-27W	Socket, Bit Torx® 1/4" DR T27
J4739-30W	Socket, Bit Torx® 1/4" DR T30
J47701/16	Socket, Hex Bit 1/4" DR 1/16"
J47701/8	Socket, Hex Bit 1/4" DR 1/8"
J47703/32	Socket, Hex Bit 1/4" DR 3/32"
J47705/64	Socket, Hex Bit 1/4" DR 5/64"
J47707/64	Socket, Hex Bit 1/4" DR 7/64"
J47709/64	Socket, Hex Bit 1/4" DR 9/64"
J4770-2M	Socket, Hex Bit 1/4" DR 2 mm
J4770-2.5M	Socket, Hex Bit 1/4" DR 2.5 mm
J4770-3M	Socket, Hex Bit 1/4" DR 3 mm
J4770-4M	Socket, Hex Bit 1/4" DR 4 mm
J4770-5M	Socket, Hex Bit 1/4" DR 5 mm
J4770-6M	Socket, Hex Bit 1/4" DR 6 mm

Contents	Description
J5239-40W	Socket, Bit Torx® 3/8" DR T40
J5239-45W	Socket, Bit Torx® 3/8" DR T45
J5239-50W	Socket, Bit Torx® 3/8" DR T50
J5239-55W	Socket, Bit Torx® 3/8" DR T55
J49905/32	Socket, Hex Bit 3/8" DR 5/32"
J49903/16	Socket, Hex Bit 3/8" DR 3/16"
J49907/32	Socket, Hex Bit 3/8" DR 7/32"
J49901/4	Socket, Hex Bit 3/8" DR 1/4"
J49903/8	Socket, Hex Bit 3/8" DR 3/8"
J49905/16	Socket, Hex Bit 3/8" DR 5/16"
J4990-7M	Socket, Hex Bit 3/8" 7 mm
J4990-8M	Socket, Hex Bit 3/8" 8 mm
J4990-10M	Socket, Hex Bit 3/8" 10 mm
J5242	Socket, Phillips Bit 3/8" DR #3
J2584	Socket Bar, 6-1/4"
J2585	Socket Bar, 9"
J2590	Socket Clip, 1/4" DR
J2591	Socket Clip, 3/8" DR

Weight (lbs): 3.25



Torx® is a trademark of Acument Intellectual Properties, LLC



1/4" & 3/8" DRIVE 12 PIECE HEX BIT SET

Product #: J4770-12

HEX

INCH



Contents	Description
J47701/16	Socket, Hex Bit 1/4" DR 1/16"
J47701/8	Socket, Hex Bit 1/4" DR 1/8"
J47703/32	Socket, Hex Bit 1/4" DR 3/32"
J47705/64	Socket, Hex Bit 1/4" DR 5/64"
J47707/64	Socket, Hex Bit 1/4" DR 7/64"
J47709/64	Socket, Hex Bit 1/4" DR 9/64"
J49901/4	Socket, Hex Bit 3/8" DR 1/4"
J49903/16	Socket, Hex Bit 3/8" DR 3/16"
J49903/8	Socket, Hex Bit 3/8" DR 3/8"
J49905/16	Socket, Hex Bit 3/8" DR 5/16"
J49905/32	Socket, Hex Bit 3/8" DR 5/32"
J49907/32	Socket, Hex Bit 3/8" DR 7/32"
J2585	Socket Bar, 9"
J2590	Socket Clip, 1/4" DR
J2591	Socket Clip, 3/8" DR

Weight (lbs): 1.23



1/4" & 3/8" DRIVE 10 PIECE TORX® BIT SET

Product #: J4740C

Contents	Description
J4739-10W	Socket, Bit Torx® 1/4" DR T10
J4739-15W	Socket, Bit Torx® 1/4" DR T15
J4739-20W	Socket, Bit Torx® 1/4" DR T20
J4739-25W	Socket, Bit Torx® 1/4" DR T25
J4739-27W	Socket, Bit Torx® 1/4" DR T27
J4739-30W	Socket, Bit Torx® 1/4" DR T30
J5239-40W	Socket, Bit Torx® 3/8" DR T40
J5239-45W	Socket, Bit Torx® 3/8" DR T45
J5239-50W	Socket, Bit Torx® 3/8" DR T50
J5239-55W	Socket, Bit Torx® 3/8" DR T55
J2585	Socket Bar, 9"
J2590	Socket Clip, 1/4" DR
J2591	Socket Clip, 3/8" DR

Weight (lbs): 0.96



1/4" & 3/8" DRIVE BIT SETS

1/4" DRIVE 37 PIECE COMBINATION SOCKET SETS - 6 & 8 POINT

Product #: J47120



INCH



Contents	Description
J4706	Socket, 1/4" DR 3/16" 6 PT
J4707	Socket, 1/4" DR 7/32" 6 PT
J4708	Socket, 1/4" DR 1/4" 6 PT
J4709	Socket, 1/4" DR 9/32" 6 PT
J4710	Socket, 1/4" DR 5/16" 6 PT
J4711	Socket, 1/4" DR 11/32" 6 PT
J4712	Socket, 1/4" DR 3/8" 6 PT
J4714	Socket, 1/4" DR 7/16" 6 PT
J4716	Socket, 1/4" DR 1/2" 6 PT
J4718	Socket, 1/4" DR 9/16" 6 PT
J4706L	Socket, Deep 1/4" DR 3/16" 6 PT
J4707L	Socket, Deep 1/4" DR 7/32" 6 PT
J4708L	Socket, Deep 1/4" DR 1/4" 6 PT
J4709L	Socket, Deep 1/4" DR 9/32" 6 PT
J4710L	Socket, Deep 1/4" DR 5/16" 6 PT
J4711L	Socket, Deep 1/4" DR 11/32" 6 PT
J4712L	Socket, Deep 1/4" DR 3/8" 6 PT
J4714L	Socket, Deep 1/4" DR 1/2" 6 PT
J4716L	Socket, Deep 1/4" DR 7/16" 6 PT
J4718L	Socket, Deep 1/4" DR 9/16" 6 PT
J4708S	Socket, 1/4" DR 1/4" 8 PT
J4710S	Socket, 1/4" DR 5/16" 8 PT
J4712S	Socket, 1/4" DR 3/8" 8 PT
J4737	Socket, Phillips Bit 1/4" DR #1
J4738	Socket, Phillips Bit 1/4" DR #2
J4743	Socket, Screwdriver Bit Slotted 1/4" DR 1/4"
J4744	Socket, Screwdriver Bit Slotted 1/4" DR 3/16"
J4745	Socket, Screwdriver Bit Slotted 1/4" DR 1/4"
J4769	Socket Driver, 1/4" DR
J4759	Extension, 1/4" DR 2"
J4760	Extension, 1/4" DR 3"
J4761	Extension, 1/4" DR 6"
J4765	Extension, Flexible 1/4" DR 6-1/4"
J4770A	Universal Joint, 1/4" DR
J4766	Handle, Hinge 1/4" DR
J4785	Handle, Sliding-T 1" DR
J4749	Ratchet, Classic Pear Head 1/4" DR
JBM1008	Case, Blow Molded

Weight (lbs): 5.79



1/4" DRIVE 29 PIECE METRIC COMBINATION SOCKET SETS - 6 POINT

Product #: J47206



MM



Contents	Description
J4704M	Socket, 1/4" DR 4 mm 6 PT
J4705M	Socket, 1/4" DR 5 mm 6 PT
J47055M	Socket, 1/4" DR 5.5 mm 6 PT
J4706M	Socket, 1/4" DR 6 mm 6 PT
J4707M	Socket, 1/4" DR 7 mm 6 PT
J4708M	Socket, 1/4" DR 8 mm 6 PT
J4709M	Socket, 1/4" DR 9 mm 6 PT
J4710M	Socket, 1/4" DR 10 mm 6 PT
J4711M	Socket, 1/4" DR 11 mm 6 PT
J4712M	Socket, 1/4" DR 12 mm 6 PT
J4713M	Socket, 1/4" DR 13 mm 6 PT
J4714M	Socket, 1/4" DR 14 mm 6 PT
J4704LM	Socket, Deep 1/4" DR 4 mm 6 PT
J4705LM	Socket, Deep 1/4" DR 5 mm 6 PT
J47055LM	Socket, Deep 1/4" DR 5.5 mm 6 PT
J4706LM	Socket, Deep 1/4" DR 6 mm 6 PT
J4707LM	Socket, Deep 1/4" DR 7 mm 6 PT
J4708LM	Socket, Deep 1/4" DR 8 mm 6 PT
J4709LM	Socket, Deep 1/4" DR 9 mm 6 PT
J4710LM	Socket, Deep 1/4" DR 10 mm 6 PT
J4711LM	Socket, Deep 1/4" DR 11 mm 6 PT
J4712LM	Socket, Deep 1/4" DR 12 mm 6 PT
J4713LM	Socket, Deep 1/4" DR 13 mm 6 PT
J4714LM	Socket, Deep 1/4" DR 14 mm 6 PT
J4759	Extension, 1/4" DR 2"
J4761	Extension, 1/4" DR 6"
J4769	Socket Driver, 1/4" DR
J4770A	Universal Joint, 1/4" DR
J4749	Ratchet, Classic Pear Head 1/4" DR
JBM1004	Case, Blow Molded

Weight (lbs): 4.21





1/4" DRIVE 25 PIECE COMBINATION SOCKET SETS

Product #: J47116

6

INCH



Contents	Description
J4706	Socket, 1/4" DR 3/16" 6 PT
J4707	Socket, 1/4" DR 7/32" 6 PT
J4708	Socket, 1/4" DR 1/4" 6 PT
J4709	Socket, 1/4" DR 9/32" 6 PT
J4710	Socket, 1/4" DR 5/16" 6 PT
J4711	Socket, 1/4" DR 11/32" 6 PT
J4712	Socket, 1/4" DR 3/8" 6 PT
J4714	Socket, 1/4" DR 7/16" 6 PT
J4716	Socket, 1/4" DR 1/2" 6 PT
J4718	Socket, 1/4" DR 9/16" 6 PT
J4706L	Socket, Deep 1/4" DR 3/16" 6 PT
J4707L	Socket, Deep 1/4" DR 7/32" 6 PT
J4708L	Socket, Deep 1/4" DR 1/4" 6 PT
J4709L	Socket, Deep 1/4" DR 9/32" 6 PT
J4710L	Socket, Deep 1/4" DR 5/16" 6 PT
J4711L	Socket, Deep 1/4" DR 11/32" 6 PT
J4712L	Socket, Deep 1/4" DR 3/8" 6 PT
J4714L	Socket, Deep 1/4" DR 7/16" 6 PT
J4716L	Socket, Deep 1/4" DR 1/2" 6 PT
J4718L	Socket, Deep 1/4" DR 9/16" 6 PT
J4769	Socket Driver, 1/4" DR
J4759	Extension, 1/4" DR 2"
J4761	Extension, 1/4" DR 6"
J4770A	Universal Joint, 1/4" DR
J4749	Ratchet, Classic Pear Head 1/4" DR
JBM1002	Case, Blow Molded

Weight (lbs): 3.98



Product #: J47118

12

INCH



Contents	Description
J4706T	Socket, 1/4" DR 3/16" 12 PT
J4707T	Socket, 1/4" DR 7/32" 12 PT
J4708T	Socket, 1/4" DR 1/4" 12 PT
J4709T	Socket, 1/4" DR 9/32" 12 PT
J4710T	Socket, 1/4" DR 5/16" 12 PT
J4711T	Socket, 1/4" DR 11/32" 12 PT
J4712T	Socket, 1/4" DR 3/8" 12 PT
J4714T	Socket, 1/4" DR 7/16" 12 PT
J4716T	Socket, 1/4" DR 1/2" 12 PT
J4718T	Socket, 1/4" DR 9/16" 12 PT
J4706LT	Socket, Deep 1/4" DR 3/16" 12 PT
J4707LT	Socket, Deep 1/4" DR 7/32" 12 PT
J4708LT	Socket, Deep 1/4" DR 1/4" 12 PT
J4709LT	Socket, Deep 1/4" DR 9/32" 12 PT
J4710LT	Socket, Deep 1/4" DR 5/16" 12 PT
J4711LT	Socket, Deep 1/4" DR 11/32" 12 PT
J4712LT	Socket, Deep 1/4" DR 3/8" 12 PT
J4714LT	Socket, Deep 1/4" DR 7/16" 12 PT
J4716LT	Socket, Deep 1/4" DR 1/2" 12 PT
J4718LT	Socket, Deep 1/4" DR 9/16" 12 PT
J4769	Socket Driver, 1/4" DR
J4759	Extension, 1/4" DR 2"
J4761	Extension, 1/4" DR 6"
J4770A	Universal Joint, 1/4" DR
J4749	Ratchet, Classic Pear Head 1/4" DR
JBM1002	Case, Blow Molded

Weight (lbs): 4.12

ASME B107.110-2012



1/4" DRIVE SOCKET SETS

6 6 POINT
8 8 POINT
12 12 POINT
SPL SPLINE
HEX HEX
FULL POLISH
SATIN
BLACK OXIDE
INSULATED

1/4" DRIVE 22 PIECE COMBINATION SOCKET SET - 6 POINT**Product #: J52219****6****INCH MM**

Contents	Description
J4706	Socket, 1/4" DR 3/16" 6 PT
J4707	Socket, 1/4" DR 7/32" 6 PT
J4708	Socket, 1/4" DR 1/4" 6 PT
J4709	Socket, 1/4" DR 9/32" 6 PT
J4710	Socket, 1/4" DR 5/16" 6 PT
J4711	Socket, 1/4" DR 11/32" 6 PT
J4712	Socket, 1/4" DR 3/8" 6 PT
J4714	Socket, 1/4" DR 7/16" 6 PT
J4716	Socket, 1/4" DR 1/2" 6 PT
J4718	Socket, 1/4" DR 9/16" 6 PT
J4704M	Socket, 1/4" DR 4 mm 6 PT
J4705M	Socket, 1/4" DR 5 mm 6 PT
J47055M	Socket, 1/4" DR 5.5 mm 6 PT
J4706M	Socket, 1/4" DR 6 mm 6 PT
J4707M	Socket, 1/4" DR 7 mm 6 PT
J4708M	Socket, 1/4" DR 8 mm 6 PT
J4709M	Socket, 1/4" DR 9 mm 6 PT
J4710M	Socket, 1/4" DR 10 mm 6 PT
J4711M	Socket, 1/4" DR 11 mm 6 PT
J4712M	Socket, 1/4" DR 12 mm 6 PT
J4713M	Socket, 1/4" DR 13 mm 6 PT
J4714M	Socket, 1/4" DR 14 mm 6 PT
J2584	Socket Bar, 6-1/4"
J2585	Socket Bar, 9"
J2590	Socket Clip, 1/4" DR

Weight (lbs): 1.37

**1/4" DRIVE 19 PIECE COMBINATION SOCKET SETS - 6 & 8 POINT****Product #: J47114****6 8****INCH**

Contents	Description
J4706	Socket, 1/4" DR 3/16" 6 PT
J4707	Socket, 1/4" DR 7/32" 6 PT
J4708	Socket, 1/4" DR 1/4" 6 PT
J4709	Socket, 1/4" DR 9/32" 6 PT
J4710	Socket, 1/4" DR 5/16" 6 PT
J4711	Socket, 1/4" DR 11/32" 6 PT
J4712	Socket, 1/4" DR 3/8" 6 PT
J4714	Socket, 1/4" DR 7/16" 6 PT
J4716	Socket, 1/4" DR 1/2" 6 PT
J4718	Socket, 1/4" DR 9/16" 6 PT
J4708S	Socket, 1/4" DR 1/4" 8 PT
J4710S	Socket, 1/4" DR 5/16" 8 PT
J4712S	Socket, 1/4" DR 3/8" 8 PT
J4769	Socket Driver, 1/4" DR
J4759	Extension, 1/4" DR 2"
J4761	Extension, 1/4" DR 6"
J4770A	Universal Joint, 1/4" DR
J4766	Handle, Hinge 1/4" DR
J4749	Ratchet, Classic Pear Head 1/4" DR
JBM1006	Case, Blow Molded

Weight (lbs): 2.76



J47114



1/4" DRIVE 17 PIECE METRIC COMBINATION SOCKET SETS - 6 POINT

Product #: **J47204**



MM

Contents	Description
J4704M	Socket, 1/4" DR 4 mm 6 PT
J4705M	Socket, 1/4" DR 5 mm 6 PT
J47055M	Socket, 1/4" DR 5.5 mm 6 PT
J4706M	Socket, 1/4" DR 6 mm 6 PT
J4707M	Socket, 1/4" DR 7 mm 6 PT
J4708M	Socket, 1/4" DR 8 mm 6 PT
J4709M	Socket, 1/4" DR 9 mm 6 PT
J4710M	Socket, 1/4" DR 10 mm 6 PT
J4711M	Socket, 1/4" DR 11 mm 6 PT
J4712M	Socket, 1/4" DR 12 mm 6 PT
J4713M	Socket, 1/4" DR 13 mm 6 PT
J4714M	Socket, 1/4" DR 14 mm 6 PT
J4759	Extension, 1/4" DR 2"
J4761	Extension, 1/4" DR 6"
J4769	Socket Driver, 1/4" DR
J4770A	Universal Joint, 1/4" DR
J4749	Ratchet, Classic Pear Head 1/4" DR
JBM1007	Case, Blow Molded

Weight (lbs): 2.58



J47204

1/4" DRIVE SOCKET SETS

1/4" DRIVE 15 PIECE COMBINATION SOCKET SETS - 6 POINT

Product #: **J47112**



INCH

Contents	Description
J4706	Socket, 1/4" DR 3/16" 6 PT
J4707	Socket, 1/4" DR 7/32" 6 PT
J4708	Socket, 1/4" DR 1/4" 6 PT
J4709	Socket, 1/4" DR 9/32" 6 PT
J4710	Socket, 1/4" DR 5/16" 6 PT
J4711	Socket, 1/4" DR 11/32" 6 PT
J4712	Socket, 1/4" DR 3/8" 6 PT
J4714	Socket, 1/4" DR 7/16" 6 PT
J4716	Socket, 1/4" DR 1/2" 6 PT
J4718	Socket, 1/4" DR 9/16" 6 PT
J4759	Extension, 1/4" DR 2"
J4761	Extension, 1/4" DR 6"
J4769	Socket Driver, 1/4" DR
J4770A	Universal Joint, 1/4" DR
J4749	Ratchet, Classic Pear Head 1/4" DR
JBM1005	Case, Blow Molded

Weight (lbs): 2.73



J47112

1/4" DRIVE 12 PIECE COMBINATION SOCKET SETS

Product #: **J47108**



6

INCH

Product #: **J47110**



12

INCH

Contents	Description
J4706	Socket, 1/4" DR 3/16" 6 PT
J4707	Socket, 1/4" DR 7/32" 6 PT
J4708	Socket, 1/4" DR 1/4" 6 PT
J4709	Socket, 1/4" DR 9/32" 6 PT
J4710	Socket, 1/4" DR 5/16" 6 PT
J4711	Socket, 1/4" DR 11/32" 6 PT
J4712	Socket, 1/4" DR 3/8" 6 PT
J4714	Socket, 1/4" DR 7/16" 6 PT
J4716	Socket, 1/4" DR 1/2" 6 PT
J4718	Socket, 1/4" DR 9/16" 6 PT
J4769	Socket Driver, 1/4" DR
J4749	Ratchet, Classic Pear Head 1/4" DR
JBM1001	Case, Blow Molded

Weight (lbs): 1.62



Contents	Description
J4706T	Socket, 1/4" DR 3/16" 12 PT
J4707T	Socket, 1/4" DR 7/32" 12 PT
J4708T	Socket, 1/4" DR 1/4" 12 PT
J4709T	Socket, 1/4" DR 9/32" 12 PT
J4710T	Socket, 1/4" DR 5/16" 12 PT
J4711T	Socket, 1/4" DR 11/32" 12 PT
J4712T	Socket, 1/4" DR 3/8" 12 PT
J4714T	Socket, 1/4" DR 7/16" 12 PT
J4716T	Socket, 1/4" DR 1/2" 12 PT
J4718T	Socket, 1/4" DR 9/16" 12 PT
J4769	Socket Driver, 1/4" DR
J4749	Ratchet, Classic Pear Head 1/4" DR
JBM1001	Case, Blow Molded

Weight (lbs): 1.64



1/4" DRIVE 12 PIECE METRIC SOCKET SETS - 6 POINT

Product #: **J47200**

6

MM



Contents	Description
J4704M	Socket, 1/4" DR 4 mm 6 PT
J4705M	Socket, 1/4" DR 5 mm 6 PT
J47055M	Socket, 1/4" DR 5.5 mm 6 PT
J4706M	Socket, 1/4" DR 6 mm 6 PT
J4707M	Socket, 1/4" DR 7 mm 6 PT
J4708M	Socket, 1/4" DR 8 mm 6 PT
J4709M	Socket, 1/4" DR 9 mm 6 PT
J4710M	Socket, 1/4" DR 10 mm 6 PT
J4711M	Socket, 1/4" DR 11 mm 6 PT
J4712M	Socket, 1/4" DR 12 mm 6 PT
J4713M	Socket, 1/4" DR 13 mm 6 PT
J4714M	Socket, 1/4" DR 14 mm 6 PT
J2585	Socket Bar, 9"
J2590	Socket Clip, 1/4" DR

Weight (lbs): 1.10



Product #: **J47202**

6

MM



Contents	Description
J4704LM	Socket, Deep 1/4" DR 4 mm 6 PT
J4705LM	Socket, Deep 1/4" DR 5 mm 6 PT
J47055LM	Socket, Deep 1/4" DR 5.5 mm 6 PT
J4706LM	Socket, Deep 1/4" DR 6 mm 6 PT
J4707LM	Socket, Deep 1/4" DR 7 mm 6 PT
J4708LM	Socket, Deep 1/4" DR 8 mm 6 PT
J4709LM	Socket, Deep 1/4" DR 9 mm 6 PT
J4710LM	Socket, Deep 1/4" DR 10 mm 6 PT
J4711LM	Socket, Deep 1/4" DR 11 mm 6 PT
J4712LM	Socket, Deep 1/4" DR 12 mm 6 PT
J4713LM	Socket, Deep 1/4" DR 13 mm 6 PT
J4714LM	Socket, Deep 1/4" DR 14 mm 6 PT
J2585	Socket Bar, 9"
J2590	Socket Clip, 1/4" DR

Weight (lbs): 1.10





1/4" DRIVE 11 PIECE METRIC SOCKET SETS - 12 POINT

Product #: **J47201**

12

MM



Contents	Description
J4705TM	Socket, 1/4" DR 5 mm 12 PT
J47055TM	Socket, 1/4" DR 5.5 mm 12 PT
J4706TM	Socket, 1/4" DR 6 mm 12 PT
J4707TM	Socket, 1/4" DR 7 mm 12 PT
J4708TM	Socket, 1/4" DR 8 mm 12 PT
J4709TM	Socket, 1/4" DR 9 mm 12 PT
J4710TM	Socket, 1/4" DR 10 mm 12 PT
J4711TM	Socket, 1/4" DR 11 mm 12 PT
J4712TM	Socket, 1/4" DR 12 mm 12 PT
J4713TM	Socket, 1/4" DR 13 mm 12 PT
J4714TM	Socket, 1/4" DR 14 mm 12 PT
J2585	Socket Bar, 9"
J2590	Socket Clip, 1/4" DR

Weight (lbs): 1.03

ASME B107.110-2012

Product #: **J47203**

12

MM



Contents	Description
J4705LTM	Socket, Deep 1/4" DR 5 mm 12 PT
J47055LTM	Socket, Deep 1/4" DR 5.5 mm 12 PT
J4706LTM	Socket, Deep 1/4" DR 6 mm 12 PT
J4707LTM	Socket, Deep 1/4" DR 7 mm 12 PT
J4708LTM	Socket, Deep 1/4" DR 8 mm 12 PT
J4709LTM	Socket, Deep 1/4" DR 9 mm 12 PT
J4710LTM	Socket, Deep 1/4" DR 10 mm 12 PT
J4711LTM	Socket, Deep 1/4" DR 11 mm 12 PT
J4712LTM	Socket, Deep 1/4" DR 12 mm 12 PT
J4713LTM	Socket, Deep 1/4" DR 13 mm 12 PT
J4714LTM	Socket, Deep 1/4" DR 14 mm 12 PT
J2585	Socket Bar, 9"
J2590	Socket Clip, 1/4" DR

Weight (lbs): 0.56

ASME B107.110-2012

1/4" DRIVE 10 PIECE SOCKET SETS - 6 POINT

Product #: **J47106**

6

INCH



Contents	Description
J4706	Socket, 1/4" DR 3/16" 6 PT
J4707	Socket, 1/4" DR 7/32" 6 PT
J4708	Socket, 1/4" DR 1/4" 6 PT
J4709	Socket, 1/4" DR 9/32" 6 PT
J4710	Socket, 1/4" DR 5/16" 6 PT
J4711	Socket, 1/4" DR 11/32" 6 PT
J4712	Socket, 1/4" DR 3/8" 6 PT
J4714	Socket, 1/4" DR 7/16" 6 PT
J4716	Socket, 1/4" DR 1/2" 6 PT
J4718	Socket, 1/4" DR 9/16" 6 PT
J2584	Socket Bar, 6-1/4"
J2590	Socket Clip, 1/4" DR

Weight (lbs): 0.48



Product #: **J47102**

6

INCH



Contents	Description
J4706L	Socket, Deep 1/4" DR 3/16" 6 PT
J4707L	Socket, Deep 1/4" DR 7/32" 6 PT
J4708L	Socket, Deep 1/4" DR 1/4" 6 PT
J4709L	Socket, Deep 1/4" DR 9/32" 6 PT
J4710L	Socket, Deep 1/4" DR 5/16" 6 PT
J4711L	Socket, Deep 1/4" DR 11/32" 6 PT
J4712L	Socket, Deep 1/4" DR 3/8" 6 PT
J4714L	Socket, Deep 1/4" DR 1/2" 6 PT
J4716L	Socket, Deep 1/4" DR 7/16" 6 PT
J4718L	Socket, Deep 1/4" DR 9/16" 6 PT
J2584	Socket Bar, 6-1/4"
J2590	Socket Clip, 1/4" DR

Weight (lbs): 0.87



6 POINT
 8 POINT
 12 POINT
 SPL SPLINE
 HEX HEX
 FULL POLISH
 SATIN
 BLACK OXIDE
 INSULATED

1/4" DRIVE 10 PIECE SOCKET SETS - 12 POINT

Product #: **J47104**

12

INCH



Contents	Description
J4706T	Socket, 1/4" DR 3/16" 12 PT
J4707T	Socket, 1/4" DR 7/32" 12 PT
J4708T	Socket, 1/4" DR 1/4" 12 PT
J4709T	Socket, 1/4" DR 9/32" 12 PT
J4710T	Socket, 1/4" DR 5/16" 12 PT
J4711T	Socket, 1/4" DR 11/32" 12 PT
J4712T	Socket, 1/4" DR 3/8" 12 PT
J4714T	Socket, 1/4" DR 7/16" 12 PT
J4716T	Socket, 1/4" DR 1/2" 12 PT
J4718T	Socket, 1/4" DR 9/16" 12 PT
J2584	Socket Bar, 6-1/4"
J2590	Socket Clip, 1/4" DR

Weight (lbs): 0.42

ASME B107.110-2012

Product #: **J47100**

12

INCH



Contents	Description
J4706LT	Socket, Deep 1/4" DR 3/16" 12 PT
J4707LT	Socket, Deep 1/4" DR 7/32" 12 PT
J4708LT	Socket, Deep 1/4" DR 1/4" 12 PT
J4709LT	Socket, Deep 1/4" DR 9/32" 12 PT
J4710LT	Socket, Deep 1/4" DR 5/16" 12 PT
J4711LT	Socket, Deep 1/4" DR 11/32" 12 PT
J4712LT	Socket, Deep 1/4" DR 3/8" 12 PT
J4714LT	Socket, Deep 1/4" DR 7/16" 12 PT
J4716LT	Socket, Deep 1/4" DR 1/2" 12 PT
J4718LT	Socket, Deep 1/4" DR 9/16" 12 PT
J2584	Socket Bar, 6-1/4"
J2590	Socket Clip, 1/4" DR

Weight (lbs): 0.79

ASME B107.110-2012

1/4" DRIVE 12 PIECE METRIC UNIVERSAL SOCKET SET - 6 POINT

Product #: **J47205**

6

MM



Contents	Description
J48055AM	Socket, Universal 1/4" DR 5.5 mm 6 PT
J4805AM	Socket, Universal 1/4" DR 5 mm 6 PT
J4806AM	Socket, Universal 1/4" DR 6 mm 6 PT
J4807AM	Socket, Universal 1/4" DR 7 mm 6 PT
J4808AM	Socket, Universal 1/4" DR 8 mm 6 PT
J4809AM	Socket, Universal 1/4" DR 9 mm 6 PT
J4810AM	Socket, Universal 1/4" DR 10 mm 6 PT
J4811AM	Socket, Universal 1/4" DR 11 mm 6 PT
J4812AM	Socket, Universal 1/4" DR 12 mm 6 PT
J4813AM	Socket, Universal 1/4" DR 13 mm 6 PT
J4814AM	Socket, Universal 1/4" DR 14 mm 6 PT
J4815AM	Socket, Universal 1/4" DR 15 mm 6 PT
J2585	Socket Bar, 9"
J2590	Socket Clip, 1/4" DR

Weight (lbs): 0.67



1/4" DRIVE 9 PIECE UNIVERSAL SOCKET SET - 12 POINT

Product #: **J47107**

12

INCH



Contents	Description
J4770TA	Socket, Universal 1/4" DR 7/32" 12 PT
J4771TA	Socket, Universal 1/4" DR 1/4" 12 PT
J4772TA	Socket, Universal 1/4" DR 5/16" 12 PT
J4773TA	Socket, Universal 1/4" DR 3/8" 12 PT
J4774TA	Socket, Universal 1/4" DR 7/16" 12 PT
J4775TA	Socket, Universal 1/4" DR 1/2" 12 PT
J4776TA	Socket, Universal 1/4" DR 9/16" 12 PT
J4777TA	Socket, Universal 1/4" DR 9/32" 12 PT
J4778TA	Socket, Universal 1/4" DR 11/32" 12 PT
J2584	Socket Bar, 6-1/4"
J2590	Socket Clip, 1/4" DR

Weight (lbs): 0.47



Torx® is a trademark of Acument Intellectual Properties, LLC



1/4" DRIVE 5 PIECE UNIVERSAL SOCKET SET - 12 POINT

Product #: **J47105**

Contents	Description
J4771TA	Socket, Universal 1/4" DR 1/4" 12 PT
J4772TA	Socket, Universal 1/4" DR 5/16" 12 PT
J4773TA	Socket, Universal 1/4" DR 3/8" 12 PT
J4774TA	Socket, Universal 1/4" DR 7/16" 12 PT
J4775TA	Socket, Universal 1/4" DR 1/2" 12 PT
J2584	Socket Bar, 6-1/4"
J2590	Socket Clip, 1/4" DR

Weight (lbs): 0.32



12

INCH



1/4" DRIVE 6 PIECE TORX® BIT SET

Product #: **J4739C**

Contents	Description
J4739-10W	Socket, Bit Torx® 1/4" DR T10
J4739-15W	Socket, Bit Torx® 1/4" DR T15
J4739-20W	Socket, Bit Torx® 1/4" DR T20
J4739-25W	Socket, Bit Torx® 1/4" DR T25
J4739-27W	Socket, Bit Torx® 1/4" DR T27
J4739-30W	Socket, Bit Torx® 1/4" DR T30
J2584	Socket Bar, 6-1/4"
J2590	Socket Clip, 1/4" DR

Weight (lbs): 0.38



1/4" DRIVE 11 PIECE HEX BIT SET

Product #: **J4770-11**

HEX
INCH

Contents	Description
J47701/16	Socket, Hex Bit 1/4" DR 1/16"
J47705/64	Socket, Hex Bit 1/4" DR 5/64"
J47703/32	Socket, Hex Bit 1/4" DR 3/32"
J47707/64	Socket, Hex Bit 1/4" DR 7/64"
J47701/8	Socket, Hex Bit 1/4" DR 1/8"
J47709/64	Socket, Hex Bit 1/4" DR 9/64"
J47705/32	Socket, Hex Bit 1/4" DR 5/32"

Contents	Description
J47703/16	Socket, Hex Bit 1/4" DR 3/16"
J47707/32	Socket, Hex Bit 1/4" DR 7/32"
J47701/4	Socket, Hex Bit 1/4" DR 1/4"
J47705/16	Socket, Hex Bit 1/4" DR 5/16"
J2584	Socket Bar, 6-1/4"
J2590	Socket Clip, 1/4" DR

Weight (lbs): 0.64



6 6 POINT 8 8 POINT 12 12 POINT SPL SPLINE HEX HEX FULL POLISH SATIN BLACK OXIDE INSULATED

1/4" DRIVE 8 PIECE HEX BIT BALL END SOCKET SET

Product #: **J4770-8B**



Contents	Description
J47703/32B	Socket, Hex Bit Ball End 1/4" DR 3/32"
J47707/64B	Socket, Hex Bit Ball End 1/4" DR 7/64"
J47701/8B	Socket, Hex Bit Ball End 1/4" DR 1/8"
J47709/64B	Socket, Hex Bit Ball End 1/4" DR 9/64"
J47705/32B	Socket, Hex Bit Ball End 1/4" DR 5/32"
J47703/16B	Socket, Hex Bit Ball End 1/4" DR 3/16"

Contents	Description
J47707/32B	Socket, Hex Bit Ball End 1/4" DR 7/32"
J47701/4B	Socket, Hex Bit Ball End 1/4" DR 1/4"
J2584	Socket Bar, 6-1/4"
J2590	Socket Clip, 1/4" DR

Weight (lbs): 0.49



1/4" DRIVE 6 PIECE METRIC HEX BIT SET

Product #: **J4770-6**



Contents	Description
J4770-2M	Socket, Hex Bit 1/4" DR 2 mm
J4770-2.5M	Socket, Hex Bit 1/4" DR 2.5 mm
J4770-3M	Socket, Hex Bit 1/4" DR 3 mm
J4770-4M	Socket, Hex Bit 1/4" DR 4 mm
J4770-5M	Socket, Hex Bit 1/4" DR 5 mm

Contents	Description
J4770-6M	Socket, Hex Bit 1/4" DR 6 mm
J2584	Socket Bar, 6-1/4"
J2590	Socket Clip, 1/4" DR

Weight (lbs): 0.41



1/4" DRIVE 11 PIECE ADVANCED HEX BIT SOCKET SET

Product #: **J7440R11SAE**



Contents	Description
J4770R-1/16	Socket, Advanced Hex Bit 1/4" DR 1/16"
J4770R-5/64	Socket, Advanced Hex Bit 1/4" DR 5/64"
J4770R-3/32	Socket, Advanced Hex Bit 1/4" DR 3/32"
J4770R-7/64	Socket, Advanced Hex Bit 1/4" DR 7/64"
J4770R-1/8	Socket, Advanced Hex Bit 1/4" DR 1/8"
J4770R-9/64	Socket, Advanced Hex Bit 1/4" DR 9/64"

Contents	Description
J4770R-5/32	Socket, Advanced Hex Bit 1/4" DR 5/32"
J4770R-3/16	Socket, Advanced Hex Bit 1/4" DR 3/16"
J4770R-7/32	Socket, Advanced Hex Bit 1/4" DR 7/32"
J4770R-1/4	Socket, Advanced Hex Bit 1/4" DR 1/4"
J4770R-5/16	Socket, Advanced Hex Bit 1/4" DR 5/16"

Weight (lbs): 0.64



1/4" DRIVE 8 PIECE METRIC ADVANCED HEX BIT SOCKET SET

Product #: **J7440R8MM**



Contents	Description
J4770R-1.5M	Socket, Advanced Hex Bit 1/4" DR 1.5 mm
J4770R-2M	Socket, Advanced Hex Bit 1/4" DR 2 mm
J4770R-2.5M	Socket, Advanced Hex Bit 1/4" DR 2.5 mm
J4770R-3M	Socket, Advanced Hex Bit 1/4" DR 3 mm

Contents	Description
J4770R-4M	Socket, Advanced Hex Bit 1/4" DR 4 mm
J4770R-5M	Socket, Advanced Hex Bit 1/4" DR 5 mm
J4770R-6M	Socket, Advanced Hex Bit 1/4" DR 6 mm
J4770R-7M	Socket, Advanced Hex Bit 1/4" DR 7 mm

Weight (lbs): 0.43



Torx® is a trademark of Acument Intellectual Properties, LLC



3/8" DRIVE 58 PIECE COMBINATION SOCKET SET - 8 & 12 POINT

Product #: J52140A

Tools Only: J52142

8 12

INCH



Contents	Description
J5208S	Socket, 3/8" DR 1/4" 8 PT
J5210S	Socket, 3/8" DR 5/16" 8 PT
J5212S	Socket, 3/8" DR 3/8" 8 PT
J5214S	Socket, 3/8" DR 7/16" 8 PT
J5216S	Socket, 3/8" DR 1/2" 8 PT
J5208	Socket, 3/8" DR 1/4" 12 PT
J5210	Socket, 3/8" DR 5/16" 12 PT
J5212	Socket, 3/8" DR 3/8" 12 PT
J5214	Socket, 3/8" DR 7/16" 12 PT
J5216	Socket, 3/8" DR 1/2" 12 PT
J5218	Socket, 3/8" DR 9/16" 12 PT
J5220	Socket, 3/8" DR 5/8" 12 PT
J5222	Socket, 3/8" DR 11/16" 12 PT
J5224	Socket, 3/8" DR 3/4" 12 PT
J5226	Socket, 3/8" DR 13/16" 12 PT
J5228	Socket, 3/8" DR 7/8" 12 PT
J5230	Socket, 3/8" DR 15/16" 12 PT
J5232	Socket, 3/8" DR 1" 12 PT
J5008	Socket, Deep 3/8" DR 1/4" 12 PT
J5010	Socket, Deep 3/8" DR 5/16" 12 PT
J5012	Socket, Deep 3/8" DR 3/8" 12 PT
J5014	Socket, Deep 3/8" DR 7/16" 12 PT
J5016	Socket, Deep 3/8" DR 1/2" 12 PT
J5018	Socket, Deep 3/8" DR 9/16" 12 PT
J5020	Socket, Deep 3/8" DR 5/8" 12 PT
J5022	Socket, Deep 3/8" DR 11/16" 12 PT
J5024	Socket, Deep 3/8" DR 3/4" 12 PT
J5026	Socket, Deep 3/8" DR 13/16" 12 PT
J5028	Socket, Deep 3/8" DR 7/8" 12 PT
J5030	Socket, Deep 3/8" DR 15/16" 12 PT
J5032	Socket, Deep 3/8" DR 1" 12 PT

Contents	Description
J5273A	Socket, 3/8" DR Universal 3/8" 12 PT
J5274A	Socket, 3/8" DR Universal 7/16" 12 PT
J5275A	Socket, 3/8" DR Universal 1/2" 12 PT
J5276A	Socket, 3/8" DR Universal 9/16" 12 PT
J5277A	Socket, 3/8" DR Universal 5/8" 12 PT
J5278A	Socket, 3/8" DR Universal 11/16" 12 PT
J5279A	Socket, 3/8" DR Universal 3/4" 12 PT
J49901/8	Socket, Hex Bit 3/8" DR 1/8"
J49905/32	Socket, Hex Bit 3/8" DR 5/32"
J49903/16	Socket, Hex Bit 3/8" DR 3/16"
J49907/32	Socket, Hex Bit 3/8" DR 7/32"
J49901/4	Socket, Hex Bit 3/8" DR 1/4"
J49905/16	Socket, Hex Bit 3/8" DR 5/16"
J49903/8	Socket, Hex Bit 3/8" DR 3/8"
J5241	Socket, Phillips Bit 3/8" DR #2
J5242	Socket, Phillips Bit 3/8" DR #3
J5243	Socket, Phillips Bit 3/8" DR #4
J5246	Socket, Bit Screwdriver Slotted 3/8" DR 1/4"
J5270A	Universal Joint, 3/8" DR
J5260	Extension, 3/8" DR 3"
J5260-06	Extension, 3/8" DR 6"
J5262	Extension, 3/8" DR 12"
J5265	Handle, Hinge 3/8" DR
J5280G	Handle, Speed 1/4" DR 15-1/2"
J5285	Handle, Sliding-T 3/4" DR
J5247	Ratchet, Adapter 3/8" DR
J5249	Ratchet, Classic Pear Head 3/8" DR 7"
J9977R	Box, Mechanic with Tray, 19"

Weight (lbs): 22.67



6 6 POINT 8 8 POINT 12 12 POINT SPL SPLINE HEX HEX FULL POLISH SATIN BLACK OXIDE INSULATED


3/8" DRIVE 57 PIECE METRIC COMBINATION SOCKET SET - 12 POINT

Product #: J52226A

Tools Only: J52228



MM



Contents	Description
J5206M	Socket, 3/8" DR 6 mm 12 PT
J5207M	Socket, 3/8" DR 7 mm 12 PT
J5208M	Socket, 3/8" DR 8 mm 12 PT
J5209M	Socket, 3/8" DR 9 mm 12 PT
J5210M	Socket, 3/8" DR 10 mm 12 PT
J5211M	Socket, 3/8" DR 11 mm 12 PT
J5212M	Socket, 3/8" DR 12 mm 12 PT
J5213M	Socket, 3/8" DR 13 mm 12 PT
J5214M	Socket, 3/8" DR 14 mm 12 PT
J5215M	Socket, 3/8" DR 15 mm 12 PT
J5216M	Socket, 3/8" DR 16 mm 12 PT
J5217M	Socket, 3/8" DR 17 mm 12 PT
J5218M	Socket, 3/8" DR 18 mm 12 PT
J5219M	Socket, 3/8" DR 19 mm 12 PT
J5220M	Socket, 3/8" DR 20 mm 12 PT
J5221M	Socket, 3/8" DR 21 mm 12 PT
J5222M	Socket, 3/8" DR 22 mm 12 PT
J5272AM	Socket, Universal 3/8" DR 9 mm 12 PT
J5273AM	Socket, Universal 3/8" DR 10 mm 12 PT
J5274AM	Socket, Universal 3/8" DR 11 mm 12 PT
J5275AM	Socket, Universal 3/8" DR 12 mm 12 PT
J5276AM	Socket, Universal 3/8" DR 13 mm 12 PT
J5277AM	Socket, Universal 3/8" DR 14 mm 12 PT
J5278AM	Socket, Universal 3/8" DR 15 mm 12 PT
J4990-4M	Socket, Hex Bit 3/8" 4 mm
J4990-5M	Socket, Hex Bit 3/8" 5 mm
J4990-6M	Socket, Hex Bit 3/8" 6 mm
J4990-7M	Socket, Hex Bit 3/8" 7 mm
J4990-8M	Socket, Hex Bit 3/8" 8 mm
J4990-10M	Socket, Hex Bit 3/8" 10 mm

Contents	Description
J5006M	Socket, Deep 3/8" DR 6 mm 12 PT
J5007M	Socket, Deep 3/8" DR 7 mm 12 PT
J5008M	Socket, Deep 3/8" DR 8 mm 12 PT
J5009M	Socket, Deep 3/8" DR 9 mm 12 PT
J5010M	Socket, Deep 3/8" DR 10 mm 12 PT
J5011M	Socket, Deep 3/8" DR 11 mm 12 PT
J5012M	Socket, Deep 3/8" DR 12 mm 12 PT
J5013M	Socket, Deep 3/8" DR 13 mm 12 PT
J5014M	Socket, Deep 3/8" DR 14 mm 12 PT
J5015M	Socket, Deep 3/8" DR 15 mm 12 PT
J5016M	Socket, Deep 3/8" DR 16 mm 12 PT
J5017M	Socket, Deep 3/8" DR 17 mm 12 PT
J5018M	Socket, Deep 3/8" DR 18 mm 12 PT
J5019M	Socket, Deep 3/8" DR 19 mm 12 PT
J5241	Socket, Phillips Bit 3/8" DR #2
J5242	Socket, Phillips Bit 3/8" DR #3
J5243	Socket, Phillips Bit 3/8" DR #4
J5246	Socket, Bit Screwdriver Slotted 3/8" DR 1/4"
J5260	Extension, 3/8" DR 3"
J5260-06	Extension, 3/8" DR 6"
J5262	Extension, 3/8" DR 12"
J5270A	Universal Joint, 3/8" DR
J5247	Ratchet, Adapter 3/8" DR
J5249	Ratchet, Classic Pear Head 3/8" DR 7"
J5265	Handle, Hinge 3/8" DR
J5280G	Handle, Speed 1/4" DR 15-1/2"
J5285	Handle, Sliding-T 3/4" DR
J9977R	Box, Mechanic w/ Tray, 19"

Weight (lbs): 22.50





3/8" DRIVE 34 PIECE COMBINATION SOCKET SETS - 12 POINT

Product #: J52230-1A

Tools Only: J52230

12

INCH MM



3/8" DRIVE SOCKET SETS

Contents	Description
J5210	Socket, 3/8" DR 5/16" 12 PT
J5212	Socket, 3/8" DR 3/8" 12 PT
J5214	Socket, 3/8" DR 7/16" 12 PT
J5216	Socket, 3/8" DR 1/2" 12 PT
J5218	Socket, 3/8" DR 9/16" 12 PT
J5220	Socket, 3/8" DR 5/8" 12 PT
J5222	Socket, 3/8" DR 11/16" 12 PT
J5224	Socket, 3/8" DR 3/4" 12 PT
J5226	Socket, 3/8" DR 13/16" 12 PT
J5228	Socket, 3/8" DR 7/8" 12 PT
J5012	Socket, Deep 3/8" DR 3/8" 12 PT
J5014	Socket, Deep 3/8" DR 7/16" 12 PT
J5016	Socket, Deep 3/8" DR 1/2" 12 PT
J5018	Socket, Deep 3/8" DR 9/16" 12 PT
J5020	Socket, Deep 3/8" DR 5/8" 12 PT
J5022	Socket, Deep 3/8" DR 11/16" 12 PT
J5024	Socket, Deep 3/8" DR 3/4" 12 PT
J5026	Socket, Deep 3/8" DR 13/16" 12 PT
J5028	Socket, Deep 3/8" DR 7/8" 12 PT

Contents	Description
J5208M	Socket, 3/8" DR 8 mm 12 PT
J5209M	Socket, 3/8" DR 9 mm 12 PT
J5210M	Socket, 3/8" DR 10 mm 12 PT
J5211M	Socket, 3/8" DR 11 mm 12 PT
J5212M	Socket, 3/8" DR 12 mm 12 PT
J5213M	Socket, 3/8" DR 13 mm 12 PT
J5214M	Socket, 3/8" DR 14 mm 12 PT
J5215M	Socket, 3/8" DR 15 mm 12 PT
J5217M	Socket, 3/8" DR 17 mm 12 PT
J5218M	Socket, 3/8" DR 18 mm 12 PT
J5219M	Socket, 3/8" DR 19 mm 12 PT
J5260	Extension, 3/8" DR 3"
J5260-06	Extension, 3/8" DR 6"
J5270A	Universal Joint, 3/8" DR
J5249	Ratchet, Classic Pear Head 3/8" DR 7"
J2591	Socket Clip, 3/8" DR
J2585	Socket Bar, 9"
J2586	Socket Bar, 13"
J9971R	Box, Mechanic w/ Tray, 19"

Weight (lbs): 5.93



6 6 POINT 8 8 POINT 12 12 POINT SPL SPLINE HEX HEX FULL POLISH SATIN BLACK OXIDE INSULATED

3/8" DRIVE 33 PIECE COMBINATION SOCKET SETS - 12 & 8 POINT

Product #: **J52138**

8 12

INCH



Contents	Description
J5208S	Socket, 3/8" DR 1/4" 8 PT
J5210S	Socket, 3/8" DR 5/16" 8 PT
J5212S	Socket, 3/8" DR 3/8" 8 PT
J5212	Socket, 3/8" DR 3/8" 12 PT
J5214	Socket, 3/8" DR 7/16" 12 PT
J5216	Socket, 3/8" DR 1/2" 12 PT
J5218	Socket, 3/8" DR 9/16" 12 PT
J5220	Socket, 3/8" DR 5/8" 12 PT
J5222	Socket, 3/8" DR 11/16" 12 PT
J5224	Socket, 3/8" DR 3/4" 12 PT
J5226	Socket, 3/8" DR 13/16" 12 PT
J5228	Socket, 3/8" DR 7/8" 12 PT
J5274A	Socket, Universal 3/8" DR 7/16" 12 PT
J5275A	Socket, Universal 3/8" DR 1/2" 12 PT
J5276A	Socket, Universal 3/8" DR 9/16" 12 PT
J5277A	Socket, Universal 3/8" DR 5/8" 12 PT
J5279A	Socket, Universal 3/8" DR 3/4" 12 PT

Contents	Description
J5012	Socket, Deep 3/8" DR 3/8" 12 PT
J5014	Socket, Deep 3/8" DR 7/16" 12 PT
J5016	Socket, Deep 3/8" DR 1/2" 12 PT
J5018	Socket, Deep 3/8" DR 9/16" 12 PT
J5020	Socket, Deep 3/8" DR 5/8" 12 PT
J5022	Socket, Deep 3/8" DR 11/16" 12 PT
J5024	Socket, Deep 3/8" DR 3/4" 12 PT
J5026	Socket, Deep 3/8" DR 13/16" 12 PT
J5028	Socket, Deep 3/8" DR 7/8" 12 PT
J5260	Extension, 3/8" DR 3"
J5260-06	Extension, 3/8" DR 6"
J5262	Extension, 3/8" DR 12"
J5270A	Universal Joint, 3/8" DR
J5265	Handle, Hinge 3/8" DR
J5280G	Handle, Speed 1/4" DR 15-1/2"
J4749	Ratchet, Classic Pear Head 1/4" DR
JBM1104	Case, Blow Molded

Weight (lbs): 13.27





3/8" DRIVE 29 PIECE COMBINATION SOCKET SETS

Product #: J52220

6

MM



Product #: J52222

12

MM



3/8" DRIVE SOCKET SETS

Contents	Description
J5208MH	Socket, 3/8" DR 8 mm 6 PT
J5209MH	Socket, 3/8" DR 9 mm 6 PT
J5210MH	Socket, 3/8" DR 10 mm 6 PT
J5211MH	Socket, 3/8" DR 11 mm 6 PT
J5212MH	Socket, 3/8" DR 12 mm 6 PT
J5213MH	Socket, 3/8" DR 13 mm 6 PT
J5214MH	Socket, 3/8" DR 14 mm 6 PT
J5215MH	Socket, 3/8" DR 15 mm 6 PT
J5216MH	Socket, 3/8" DR 16 mm 6 PT
J5217MH	Socket, 3/8" DR 17 mm 6 PT
J5218MH	Socket, 3/8" DR 18 mm 6 PT
J5219MH	Socket, 3/8" DR 19 mm 6 PT
J5008MH	Socket, Deep 3/8" DR 8 mm 6 PT
J5009MH	Socket, Deep 3/8" DR 9 mm 6 PT
J5010MH	Socket, Deep 3/8" DR 10 mm 6 PT
J5011MH	Socket, Deep 3/8" DR 11 mm 6 PT
J5012MH	Socket, Deep 3/8" DR 12 mm 6 PT
J5013MH	Socket, Deep 3/8" DR 13 mm 6 PT
J5014MH	Socket, Deep 3/8" DR 14 mm 6 PT
J5015MH	Socket, Deep 3/8" DR 15 mm 6 PT
J5016MH	Socket, Deep 3/8" DR 16 mm 6 PT
J5017MH	Socket, Deep 3/8" DR 17 mm 6 PT
J5018MH	Socket, Deep 3/8" DR 18 mm 6 PT
J5019MH	Socket, Deep 3/8" DR 19 mm 6 PT
J5260	Extension, 3/8" DR 3"
J5260-06	Extension, 3/8" DR 6"
J5265	Handle, Hinge 3/8" DR
J5270A	Universal Joint, 3/8" DR
J5249	Ratchet, Classic Pear Head 3/8" DR
JBM1106	Case, Blow Molded

Weight (lbs): 9.18



Contents	Description
J5208M	Socket, 3/8" DR 8 mm 12 PT
J5209M	Socket, 3/8" DR 9 mm 12 PT
J5210M	Socket, 3/8" DR 10 mm 12 PT
J5211M	Socket, 3/8" DR 11 mm 12 PT
J5212M	Socket, 3/8" DR 12 mm 12 PT
J5213M	Socket, 3/8" DR 13 mm 12 PT
J5214M	Socket, 3/8" DR 14 mm 12 PT
J5215M	Socket, 3/8" DR 15 mm 12 PT
J5216M	Socket, 3/8" DR 16 mm 12 PT
J5217M	Socket, 3/8" DR 17 mm 12 PT
J5218M	Socket, 3/8" DR 18 mm 12 PT
J5219M	Socket, 3/8" DR 19 mm 12 PT
J5008M	Socket, Deep 3/8" DR 8 mm 12 PT
J5009M	Socket, Deep 3/8" DR 9 mm 12 PT
J5010M	Socket, Deep 3/8" DR 10 mm 12 PT
J5011M	Socket, Deep 3/8" DR 11 mm 12 PT
J5012M	Socket, Deep 3/8" DR 12 mm 12 PT
J5013M	Socket, Deep 3/8" DR 13 mm 12 PT
J5014M	Socket, Deep 3/8" DR 14 mm 12 PT
J5015M	Socket, Deep 3/8" DR 15 mm 12 PT
J5016M	Socket, Deep 3/8" DR 16 mm 12 PT
J5017M	Socket, Deep 3/8" DR 17 mm 12 PT
J5018M	Socket, Deep 3/8" DR 18 mm 12 PT
J5019M	Socket, Deep 3/8" DR 19 mm 12 PT
J5260	Extension, 3/8" DR 3"
J5260-06	Extension, 3/8" DR 6"
J5270A	Universal Joint, 3/8" DR
J5265	Handle, Hinge 3/8" DR
J5249	Ratchet, Classic Pear Head 3/8" DR
JBM1106	Case, Blow Molded

Weight (lbs): 9.14



6 6 POINT
8 8 POINT
12 12 POINT
SPL SPLINE
HEX HEX
FULL POLISH
SATIN
BLACK OXIDE
INSULATED

3/8" DRIVE 22 PIECE SOCKET SETS

Product #: **J52134**

6

INCH



Product #: **J52136**

12

INCH



Contents	Description
J5212H	Socket, 3/8" DR 3/8" 6 PT
J5214H	Socket, 3/8" DR 7/16" 6 PT
J5216H	Socket, 3/8" DR 1/2" 6 PT
J5218H	Socket, 3/8" DR 9/16" 6 PT
J5220H	Socket, 3/8" DR 5/8" 6 PT
J5222H	Socket, 3/8" DR 11/16" 6 PT
J5224H	Socket, 3/8" DR 3/4" 6 PT
J5226H	Socket, 3/8" DR 13/16" 6 PT
J5228H	Socket, 3/8" DR 7/8" 6 PT
J5012H	Socket, Deep 3/8" DR 3/8" 6 PT
J5014H	Socket, Deep 3/8" DR 7/16" 6 PT
J5016H	Socket, Deep 3/8" DR 1/2" 6 PT
J5018H	Socket, Deep 3/8" DR 9/16" 6 PT
J5020H	Socket, Deep 3/8" DR 5/8" 6 PT
J5022H	Socket, Deep 3/8" DR 11/16" 6 PT
J5024H	Socket, Deep 3/8" DR 3/4" 6 PT
J5026H	Socket, Deep 3/8" DR 13/16" 6 PT
J5028H	Socket, Deep 3/8" DR 7/8" 6 PT
J5260	Extension, 3/8" DR 3"
J5260-06	Extension, 3/8" DR 6"
J5270A	Universal Joint, 3/8" DR
J5249	Ratchet, Classic Pear Head 3/8" DR
JBM1102	Case, Blow Molded

Weight (lbs): 7.63



Contents	Description
J5212	Socket, 3/8" DR 3/8" 12 PT
J5214	Socket, 3/8" DR 7/16" 12 PT
J5216	Socket, 3/8" DR 1/2" 12 PT
J5218	Socket, 3/8" DR 9/16" 12 PT
J5220	Socket, 3/8" DR 5/8" 12 PT
J5222	Socket, 3/8" DR 11/16" 12 PT
J5224	Socket, 3/8" DR 3/4" 12 PT
J5226	Socket, 3/8" DR 13/16" 12 PT
J5228	Socket, 3/8" DR 7/8" 12 PT
J5012	Socket, Deep 3/8" DR 3/8" 12 PT
J5014	Socket, Deep 3/8" DR 7/16" 12 PT
J5016	Socket, Deep 3/8" DR 1/2" 12 PT
J5018	Socket, Deep 3/8" DR 9/16" 12 PT
J5020	Socket, Deep 3/8" DR 5/8" 12 PT
J5022	Socket, Deep 3/8" DR 11/16" 12 PT
J5024	Socket, Deep 3/8" DR 3/4" 12 PT
J5026	Socket, Deep 3/8" DR 13/16" 12 PT
J5028	Socket, Deep 3/8" DR 7/8" 12 PT
J5260	Extension, 3/8" DR 3"
J5260-06	Extension, 3/8" DR 6"
J5270A	Universal Joint, 3/8" DR
J5249	Ratchet, Classic Pear Head 3/8" DR
JBM1102	Case, Blow Molded

Weight (lbs): 7.70

ASME B107.110-2012






3/8" DRIVE 21 PIECE SOCKET SETS

Product #: J52211

6

MM



Contents	Description
J5206MH	Socket, 3/8" DR 6 mm 6 PT
J5207MH	Socket, 3/8" DR 7 mm 6 PT
J5208MH	Socket, 3/8" DR 8 mm 6 PT
J5209MH	Socket, 3/8" DR 9 mm 6 PT
J5210MH	Socket, 3/8" DR 10 mm 6 PT
J5211MH	Socket, 3/8" DR 11 mm 6 PT
J5212MH	Socket, 3/8" DR 12 mm 6 PT
J5213MH	Socket, 3/8" DR 13 mm 6 PT
J5214MH	Socket, 3/8" DR 14 mm 6 PT
J5215MH	Socket, 3/8" DR 15 mm 6 PT
J5216MH	Socket, 3/8" DR 16 mm 6 PT
J5217MH	Socket, 3/8" DR 17 mm 6 PT
J5218MH	Socket, 3/8" DR 18 mm 6 PT
J5219MH	Socket, 3/8" DR 19 mm 6 PT
J5220MH	Socket, 3/8" DR 20 mm 6 PT
J5221MH	Socket, 3/8" DR 21 mm 6 PT
J5222MH	Socket, 3/8" DR 22 mm 6 PT
J5223MH	Socket, 3/8" DR 23 mm 6 PT
J5224MH	Socket, 3/8" DR 24 mm 6 PT
J5225MH	Socket, 3/8" DR 25 mm 6 PT
J5226MH	Socket, 3/8" DR 26 mm 6 PT
J2585	Socket Bar, 9"
J2588	Socket Bar, 11"
J2591	Socket Clip, 3/8" DR

Weight (lbs): 3.36



Product #: J52215

12

MM



Contents	Description
J5206M	Socket, 3/8" DR 6 mm 12 PT
J5207M	Socket, 3/8" DR 7 mm 12 PT
J5208M	Socket, 3/8" DR 8 mm 12 PT
J5209M	Socket, 3/8" DR 9 mm 12 PT
J5210M	Socket, 3/8" DR 10 mm 12 PT
J5211M	Socket, 3/8" DR 11 mm 12 PT
J5212M	Socket, 3/8" DR 12 mm 12 PT
J5213M	Socket, 3/8" DR 13 mm 12 PT
J5214M	Socket, 3/8" DR 14 mm 12 PT
J5215M	Socket, 3/8" DR 15 mm 12 PT
J5216M	Socket, 3/8" DR 16 mm 12 PT
J5217M	Socket, 3/8" DR 17 mm 12 PT
J5218M	Socket, 3/8" DR 18 mm 12 PT
J5219M	Socket, 3/8" DR 19 mm 12 PT
J5220M	Socket, 3/8" DR 20 mm 12 PT
J5221M	Socket, 3/8" DR 21 mm 12 PT
J5222M	Socket, 3/8" DR 22 mm 12 PT
J5223M	Socket, 3/8" DR 23 mm 12 PT
J5224M	Socket, 3/8" DR 24 mm 12 PT
J5225M	Socket, 3/8" DR 25 mm 12 PT
J5226M	Socket, 3/8" DR 26 mm 12 PT
J2585	Socket Bar, 9"
J2588	Socket Bar, 11"
J2591	Socket Clip, 3/8" DR

Weight (lbs): 2.98



3/8" DRIVE SOCKET SETS

3/8" DRIVE 20 PIECE METRIC COMBINATION SOCKET SET - 12 POINT

Product #: J52224

Contents	Description
J5206M	Socket, 3/8" DR 6 mm 12 PT
J5207M	Socket, 3/8" DR 7 mm 12 PT
J5208M	Socket, 3/8" DR 8 mm 12 PT
J5209M	Socket, 3/8" DR 9 mm 12 PT
J5210M	Socket, 3/8" DR 10 mm 12 PT
J5211M	Socket, 3/8" DR 11 mm 12 PT
J5212M	Socket, 3/8" DR 12 mm 12 PT
J5213M	Socket, 3/8" DR 13 mm 12 PT
J5214M	Socket, 3/8" DR 14 mm 12 PT
J5215M	Socket, 3/8" DR 15 mm 12 PT
J5216M	Socket, 3/8" DR 16 mm 12 PT

Contents	Description
J5217M	Socket, 3/8" DR 17 mm 12 PT
J5218M	Socket, 3/8" DR 18 mm 12 PT
J5219M	Socket, 3/8" DR 19 mm 12 PT
J5260	Extension, 3/8" DR 3"
J5262	Extension, 3/8" DR 12"
J5270A	Universal Joint, 3/8" DR
J5265	Handle, Hinge 3/8" DR
J5280G	Handle, Speed 3/8" DR 17-1/2"
J5249	Ratchet, Classic Pear Head 3/8" DR
JBM1107	Case, Blow Molded

Weight (lbs): 7.97



12

MM



3/8" DRIVE 18 PIECE DEEP METRIC SOCKET SETS

Product #: J52203

6

MM



Contents	Description
J5006MH	Socket, Deep 3/8" DR 6 mm 6 PT
J5007MH	Socket, Deep 3/8" DR 7 mm 6 PT
J5008MH	Socket, Deep 3/8" DR 8 mm 6 PT
J5009MH	Socket, Deep 3/8" DR 9 mm 6 PT
J5010MH	Socket, Deep 3/8" DR 10 mm 6 PT
J5011MH	Socket, Deep 3/8" DR 11 mm 6 PT
J5012MH	Socket, Deep 3/8" DR 12 mm 6 PT
J5013MH	Socket, Deep 3/8" DR 13 mm 6 PT
J5014MH	Socket, Deep 3/8" DR 14 mm 6 PT
J5015MH	Socket, Deep 3/8" DR 15 mm 6 PT
J5016MH	Socket, Deep 3/8" DR 16 mm 6 PT
J5017MH	Socket, Deep 3/8" DR 17 mm 6 PT
J5018MH	Socket, Deep 3/8" DR 18 mm 6 PT
J5019MH	Socket, Deep 3/8" DR 19 mm 6 PT
J5020MH	Socket, Deep 3/8" DR 20 mm 6 PT
J5021MH	Socket, Deep 3/8" DR 21 mm 6 PT
J5022MH	Socket, Deep 3/8" DR 22 mm 6 PT
J5023MH	Socket, Deep 3/8" DR 23 mm 6 PT
J2587	Socket Bar, 17"
J2591	Socket Clip, 3/8" DR

Weight (lbs): 4.79



Product #: J52207

12

MM



Contents	Description
J5006M	Socket, Deep 3/8" DR 6 mm 12 PT
J5007M	Socket, Deep 3/8" DR 7 mm 12 PT
J5008M	Socket, Deep 3/8" DR 8 mm 12 PT
J5009M	Socket, Deep 3/8" DR 9 mm 12 PT
J5010M	Socket, Deep 3/8" DR 10 mm 12 PT
J5011M	Socket, Deep 3/8" DR 11 mm 12 PT
J5012M	Socket, Deep 3/8" DR 12 mm 12 PT
J5013M	Socket, Deep 3/8" DR 13 mm 12 PT
J5014M	Socket, Deep 3/8" DR 14 mm 12 PT
J5015M	Socket, Deep 3/8" DR 15 mm 12 PT
J5016M	Socket, Deep 3/8" DR 16 mm 12 PT
J5017M	Socket, Deep 3/8" DR 17 mm 12 PT
J5018M	Socket, Deep 3/8" DR 18 mm 12 PT
J5019M	Socket, Deep 3/8" DR 19 mm 12 PT
J5020M	Socket, Deep 3/8" DR 20 mm 12 PT
J5021M	Socket, Deep 3/8" DR 21 mm 12 PT
J5022M	Socket, Deep 3/8" DR 22 mm 12 PT
J5023M	Socket, Deep 3/8" DR 23 mm 12 PT
J2587	Socket Bar, 17"
J2591	Socket Clip, 3/8" DR

Weight (lbs): 4.55





3/8" DRIVE 16 PIECE METRIC COMBINATION SOCKET SETS - 12 POINT

Product #: J52218

Contents	Description
J5006M	Socket, Deep 3/8" DR 6 mm 12 PT
J5007M	Socket, Deep 3/8" DR 7 mm 12 PT
J5008M	Socket, Deep 3/8" DR 8 mm 12 PT
J5009M	Socket, Deep 3/8" DR 9 mm 12 PT
J5010M	Socket, Deep 3/8" DR 10 mm 12 PT
J5011M	Socket, Deep 3/8" DR 11 mm 12 PT
J5012M	Socket, Deep 3/8" DR 12 mm 12 PT
J5013M	Socket, Deep 3/8" DR 13 mm 12 PT
J5014M	Socket, Deep 3/8" DR 14 mm 12 PT
J5015M	Socket, Deep 3/8" DR 15 mm 12 PT
J5016M	Socket, Deep 3/8" DR 16 mm 12 PT
J5017M	Socket, Deep 3/8" DR 17 mm 12 PT
J5018M	Socket, Deep 3/8" DR 18 mm 12 PT
J5019M	Socket, Deep 3/8" DR 19 mm 12 PT
J5260-06	Extension, 3/8" DR 6"
J5249	Ratchet, Classic Pear Head 3/8" DR
JBM1101	Case, Blow Molded

Weight (lbs): 4.07



12

MM



3/8" DRIVE SOCKET SETS

3/8" DRIVE 15 PIECE SOCKET SETS - 12 POINT

Product #: J52132

Contents	Description
J5212	Socket, 3/8" DR 3/8" 12 PT
J5214	Socket, 3/8" DR 7/16" 12 PT
J5216	Socket, 3/8" DR 1/2" 12 PT
J5218	Socket, 3/8" DR 9/16" 12 PT
J5220	Socket, 3/8" DR 5/8" 12 PT
J5222	Socket, 3/8" DR 11/16" 12 PT
J5224	Socket, 3/8" DR 3/4" 12 PT
J5226	Socket, 3/8" DR 13/16" 12 PT
J5228	Socket, 3/8" DR 7/8" 12 PT
J5260	Extension, 3/8" DR 3"
J5262	Extension, 3/8" DR 12"
J5270A	Universal Joint, 3/8" DR
J5265	Handle, Hinge 3/8" DR
J5280G	Handle, Speed 1/4" DR 15-1/2"
J5249	Ratchet, Classic Pear Head 3/8" DR
JBM1105	Case, Blow Molded

Weight (lbs): 8.18



12

INCH



3/8" DRIVE 13 PIECE SOCKET SETS - 6 POINT

Product #: **J52126**



INCH



Contents	Description
J5208H	Socket, 3/8" DR 1/4" 6 PT
J5210H	Socket, 3/8" DR 5/16" 6 PT
J5212H	Socket, 3/8" DR 3/8" 6 PT
J5214H	Socket, 3/8" DR 7/16" 6 PT
J5216H	Socket, 3/8" DR 1/2" 6 PT
J5218H	Socket, 3/8" DR 9/16" 6 PT
J5220H	Socket, 3/8" DR 5/8" 6 PT
J5222H	Socket, 3/8" DR 11/16" 6 PT
J5224H	Socket, 3/8" DR 3/4" 6 PT
J5226H	Socket, 3/8" DR 13/16" 6 PT
J5228H	Socket, 3/8" DR 7/8" 6 PT
J5230H	Socket, 3/8" DR 15/16" 6 PT
J5232H	Socket, 3/8" DR 1" 6 PT
J2586	Socket Bar, 13"
J2591	Socket Clip, 3/8" DR

Weight (lbs): 2.10



Product #: **J52114**



INCH



Contents	Description
J5008H	Socket, Deep 3/8" DR 1/4" 6 PT
J5010H	Socket, Deep 3/8" DR 5/16" 6 PT
J5012H	Socket, Deep 3/8" DR 3/8" 6 PT
J5014H	Socket, Deep 3/8" DR 7/16" 6 PT
J5016H	Socket, Deep 3/8" DR 1/2" 6 PT
J5018H	Socket, Deep 3/8" DR 9/16" 6 PT
J5020H	Socket, Deep 3/8" DR 5/8" 6 PT
J5022H	Socket, Deep 3/8" DR 11/16" 6 PT
J5024H	Socket, Deep 3/8" DR 3/4" 6 PT
J5026H	Socket, Deep 3/8" DR 13/16" 6 PT
J5028H	Socket, Deep 3/8" DR 7/8" 6 PT
J5030H	Socket, Deep 3/8" DR 15/16" 6 PT
J5032H	Socket, Deep 3/8" DR 1" 6 PT
J2586	Socket Bar, 13"
J2591	Socket Clip, 3/8" DR

Weight (lbs): 3.73



3/8" DRIVE 13 PIECE SOCKET SET - 12 POINT

Product #: **J52124**



INCH



Contents	Description
J5208	Socket, 3/8" DR 1/4" 12 PT
J5210	Socket, 3/8" DR 5/16" 12 PT
J5212	Socket, 3/8" DR 3/8" 12 PT
J5214	Socket, 3/8" DR 7/16" 12 PT
J5216	Socket, 3/8" DR 1/2" 12 PT
J5218	Socket, 3/8" DR 9/16" 12 PT
J5220	Socket, 3/8" DR 5/8" 12 PT
J5222	Socket, 3/8" DR 11/16" 12 PT
J5224	Socket, 3/8" DR 3/4" 12 PT
J5226	Socket, 3/8" DR 13/16" 12 PT
J5228	Socket, 3/8" DR 7/8" 12 PT
J5230	Socket, 3/8" DR 15/16" 12 PT
J5232	Socket, 3/8" DR 1" 12 PT
J2586	Socket Bar, 13"
J2591	Socket Clip, 3/8" DR

Weight (lbs): 1.96

ASME B107.110-2012

Product #: **J52112**



INCH



Contents	Description
J5008	Socket, Deep 3/8" DR 1/4" 12 PT
J5010	Socket, Deep 3/8" DR 5/16" 12 PT
J5012	Socket, Deep 3/8" DR 3/8" 12 PT
J5014	Socket, Deep 3/8" DR 7/16" 12 PT
J5016	Socket, Deep 3/8" DR 1/2" 12 PT
J5018	Socket, Deep 3/8" DR 9/16" 12 PT
J5020	Socket, Deep 3/8" DR 5/8" 12 PT
J5022	Socket, Deep 3/8" DR 11/16" 12 PT
J5024	Socket, Deep 3/8" DR 3/4" 12 PT
J5026	Socket, Deep 3/8" DR 13/16" 12 PT
J5028	Socket, Deep 3/8" DR 7/8" 12 PT
J5030	Socket, Deep 3/8" DR 15/16" 12 PT
J5032	Socket, Deep 3/8" DR 1" 12 PT
J2586	Socket Bar, 13"
J2591	Socket Clip, 3/8" DR

Weight (lbs): 3.64

ASME B107.110-2012



3/8" DRIVE 13 PIECE SOCKET SETS

Product #: **J52304**

12

INCH



Contents	Description
J5208B	Socket, Black Oxide 3/8" DR 1/4" 12 PT
J5210B	Socket, Black Oxide 3/8" DR 5/16" 12 PT
J5212B	Socket, Black Oxide 3/8" DR 3/8" 12 PT
J5214B	Socket, Black Oxide 3/8" DR 7/16" 12 PT
J5216B	Socket, Black Oxide 3/8" DR 1/2" 12 PT
J5218B	Socket, Black Oxide 3/8" DR 9/16" 12 PT
J5220B	Socket, Black Oxide 3/8" DR 5/8" 12 PT
J5222B	Socket, Black Oxide 3/8" DR 11/16" 12 PT
J5224B	Socket, Black Oxide 3/8" DR 3/4" 12 PT
J5226B	Socket, Black Oxide 3/8" DR 13/16" 12 PT
J5228B	Socket, Black Oxide 3/8" DR 7/8" 12 PT
J5230B	Socket, Black Oxide 3/8" DR 15/16" 12 PT
J5232B	Socket, Black Oxide 3/8" DR 1" 12 PT
J2586	Socket Bar, 13"
J2591	Socket Clip, 3/8" DR

Weight (lbs): 1.93



Product #: **J47213**

6

MM



Contents	Description
J5010MH	Socket, Deep 3/8" DR 10 mm 6 PT
J5012MH	Socket, Deep 3/8" DR 12 mm 6 PT
J5013MH	Socket, Deep 3/8" DR 13 mm 6 PT
J5210MH	Socket, 3/8" DR 10 mm 6 PT
J5211MH	Socket, 3/8" DR 11 mm 6 PT
J5212MH	Socket, 3/8" DR 12 mm 6 PT
J5213MH	Socket, 3/8" DR 13 mm 6 PT
J5214MH	Socket, 3/8" DR 14 mm 6 PT
J5215MH	Socket, 3/8" DR 15 mm 6 PT
J5217MH	Socket, 3/8" DR 17 mm 6 PT
J5219MH	Socket, 3/8" DR 19 mm 6 PT
J5259	Extension, 3/8" DR 1-3/4"
J5249	Ratchet, Classic Pear Head 3/8" DR 7"
J2587	Socket Bar, 17"
J2591	Socket Clip, 3/8" DR

Weight (lbs): 2.36



3/8" DRIVE 12 PIECE SOCKET SETS

Product #: **J52128**

6

INCH



Contents	Description
J5212H	Socket, 3/8" DR 3/8" 6 PT
J5214H	Socket, 3/8" DR 7/16" 6 PT
J5216H	Socket, 3/8" DR 1/2" 6 PT
J5218H	Socket, 3/8" DR 9/16" 6 PT
J5220H	Socket, 3/8" DR 5/8" 6 PT
J5222H	Socket, 3/8" DR 11/16" 6 PT
J5224H	Socket, 3/8" DR 3/4" 6 PT
J5226H	Socket, 3/8" DR 13/16" 6 PT
J5228H	Socket, 3/8" DR 7/8" 6 PT
J5260	Extension, 3/8" DR 3"
J5260-06	Extension, 3/8" DR 6"
J5249	Ratchet, Classic Pear Head 3/8" DR
JBM1103	Case, Blow Molded

Weight (lbs): 3.67



Product #: **J52130**

12

INCH



Contents	Description
J5212	Socket, 3/8" DR 3/8" 12 PT
J5214	Socket, 3/8" DR 7/16" 12 PT
J5216	Socket, 3/8" DR 1/2" 12 PT
J5218	Socket, 3/8" DR 9/16" 12 PT
J5220	Socket, 3/8" DR 5/8" 12 PT
J5222	Socket, 3/8" DR 11/16" 12 PT
J5224	Socket, 3/8" DR 3/4" 12 PT
J5226	Socket, 3/8" DR 13/16" 12 PT
J5228	Socket, 3/8" DR 7/8" 12 PT
J5260	Extension, 3/8" DR 3"
J5260-06	Extension, 3/8" DR 6"
J5249	Ratchet, Classic Pear Head 3/8" DR
JBM1103	Case, Blow Molded

Weight (lbs): 3.70



6 6 POINT
8 8 POINT
12 12 POINT
SPL SPLINE
HEX HEX
FULL POLISH
SATIN
BLACK OXIDE
INSULATED

3/8" DRIVE 12 PIECE SOCKET SETS - 6 POINT

Product #: **J52212**



MM



Contents	Description
J5208MH	Socket, 3/8" DR 8 mm 6 PT
J5209MH	Socket, 3/8" DR 9 mm 6 PT
J5210MH	Socket, 3/8" DR 10 mm 6 PT
J5211MH	Socket, 3/8" DR 11 mm 6 PT
J5212MH	Socket, 3/8" DR 12 mm 6 PT
J5213MH	Socket, 3/8" DR 13 mm 6 PT
J5214MH	Socket, 3/8" DR 14 mm 6 PT
J5215MH	Socket, 3/8" DR 15 mm 6 PT
J5216MH	Socket, 3/8" DR 16 mm 6 PT
J5217MH	Socket, 3/8" DR 17 mm 6 PT
J5218MH	Socket, 3/8" DR 18 mm 6 PT
J5219MH	Socket, 3/8" DR 19 mm 6 PT
J2586	Socket Bar, 13"
J2591	Socket Clip, 3/8" DR

Weight (lbs): 1.35



Product #: **J52205**



MM



Contents	Description
J5008MH	Socket, Deep 3/8" DR 8 mm 6 PT
J5009MH	Socket, Deep 3/8" DR 9 mm 6 PT
J5010MH	Socket, Deep 3/8" DR 10 mm 6 PT
J5011MH	Socket, Deep 3/8" DR 11 mm 6 PT
J5012MH	Socket, Deep 3/8" DR 12 mm 6 PT
J5013MH	Socket, Deep 3/8" DR 13 mm 6 PT
J5014MH	Socket, Deep 3/8" DR 14 mm 6 PT
J5015MH	Socket, Deep 3/8" DR 15 mm 6 PT
J5016MH	Socket, Deep 3/8" DR 16 mm 6 PT
J5017MH	Socket, Deep 3/8" DR 17 mm 6 PT
J5018MH	Socket, Deep 3/8" DR 18 mm 6 PT
J5019MH	Socket, Deep 3/8" DR 19 mm 6 PT
J2586	Socket Bar, 13"
J2591	Socket Clip, 3/8" DR

Weight (lbs): 2.82



3/8" DRIVE 12 PIECE SOCKET SETS - 12 POINT

Product #: **J52216**



MM



Contents	Description
J5208M	Socket, 3/8" DR 8 mm 12 PT
J5209M	Socket, 3/8" DR 9 mm 12 PT
J5210M	Socket, 3/8" DR 10 mm 12 PT
J5211M	Socket, 3/8" DR 11 mm 12 PT
J5212M	Socket, 3/8" DR 12 mm 12 PT
J5213M	Socket, 3/8" DR 13 mm 12 PT
J5214M	Socket, 3/8" DR 14 mm 12 PT
J5215M	Socket, 3/8" DR 15 mm 12 PT
J5216M	Socket, 3/8" DR 16 mm 12 PT
J5217M	Socket, 3/8" DR 17 mm 12 PT
J5218M	Socket, 3/8" DR 18 mm 12 PT
J5219M	Socket, 3/8" DR 19 mm 12 PT
J2586	Socket Bar, 13"
J2591	Socket Clip, 3/8" DR

Weight (lbs): 1.32

ASME B107.110-2012



Product #: **J52209**



MM



Contents	Description
J5008M	Socket, Deep 3/8" DR 8 mm 12 PT
J5009M	Socket, Deep 3/8" DR 9 mm 12 PT
J5010M	Socket, Deep 3/8" DR 10 mm 12 PT
J5011M	Socket, Deep 3/8" DR 11 mm 12 PT
J5012M	Socket, Deep 3/8" DR 12 mm 12 PT
J5013M	Socket, Deep 3/8" DR 13 mm 12 PT
J5014M	Socket, Deep 3/8" DR 14 mm 12 PT
J5015M	Socket, Deep 3/8" DR 15 mm 12 PT
J5016M	Socket, Deep 3/8" DR 16 mm 12 PT
J5017M	Socket, Deep 3/8" DR 17 mm 12 PT
J5018M	Socket, Deep 3/8" DR 18 mm 12 PT
J5019M	Socket, Deep 3/8" DR 19 mm 12 PT
J2586	Socket Bar, 13"
J2591	Socket Clip, 3/8" DR

Weight (lbs): 2.52

ASME B107.110-2012





3/8" DRIVE 10 PIECE SOCKET SETS - 6 POINT

Product #: **J52122**



INCH



Contents	Description
J5210H	Socket, 3/8" DR 5/16" 6 PT
J5212H	Socket, 3/8" DR 3/8" 6 PT
J5214H	Socket, 3/8" DR 7/16" 6 PT
J5216H	Socket, 3/8" DR 1/2" 6 PT
J5218H	Socket, 3/8" DR 9/16" 6 PT
J5220H	Socket, 3/8" DR 5/8" 6 PT
J5222H	Socket, 3/8" DR 11/16" 6 PT
J5224H	Socket, 3/8" DR 3/4" 6 PT
J5226H	Socket, 3/8" DR 13/16" 6 PT
J5228H	Socket, 3/8" DR 7/8" 6 PT
J2585	Socket Bar, 9"
J2591	Socket Clip, 3/8" DR

Weight (lbs): 1.34



Product #: **J52111**



INCH



Contents	Description
J5008H	Socket, Deep 3/8" DR 1/4" 6 PT
J5010H	Socket, Deep 3/8" DR 5/16" 6 PT
J5012H	Socket, Deep 3/8" DR 3/8" 6 PT
J5014H	Socket, Deep 3/8" DR 7/16" 6 PT
J5016H	Socket, Deep 3/8" DR 1/2" 6 PT
J5018H	Socket, Deep 3/8" DR 9/16" 6 PT
J5020H	Socket, Deep 3/8" DR 5/8" 6 PT
J5022H	Socket, Deep 3/8" DR 11/16" 6 PT
J5024H	Socket, Deep 3/8" DR 3/4" 6 PT
J5026H	Socket, Deep 3/8" DR 13/16" 6 PT
J2585	Socket Bar, 9"
J2591	Socket Clip, 3/8" DR

Weight (lbs): 2.51



3/8" DRIVE 10 PIECE SOCKET SETS - 12 POINT

Product #: **J52118**



INCH



Contents	Description
J5210	Socket, 3/8" DR 5/16" 12 PT
J5212	Socket, 3/8" DR 3/8" 12 PT
J5214	Socket, 3/8" DR 7/16" 12 PT
J5216	Socket, 3/8" DR 1/2" 12 PT
J5218	Socket, 3/8" DR 9/16" 12 PT
J5220	Socket, 3/8" DR 5/8" 12 PT
J5222	Socket, 3/8" DR 11/16" 12 PT
J5224	Socket, 3/8" DR 3/4" 12 PT
J5226	Socket, 3/8" DR 13/16" 12 PT
J5228	Socket, 3/8" DR 7/8" 12 PT
J2585	Socket Bar, 9"
J2591	Socket Clip, 3/8" DR

Weight (lbs): 1.30



Product #: **J52107**



INCH



Contents	Description
J5010	Socket, Deep 3/8" DR 5/16" 12 PT
J5012	Socket, Deep 3/8" DR 3/8" 12 PT
J5014	Socket, Deep 3/8" DR 7/16" 12 PT
J5016	Socket, Deep 3/8" DR 1/2" 12 PT
J5018	Socket, Deep 3/8" DR 9/16" 12 PT
J5020	Socket, Deep 3/8" DR 5/8" 12 PT
J5022	Socket, Deep 3/8" DR 11/16" 12 PT
J5024	Socket, Deep 3/8" DR 3/4" 12 PT
J5026	Socket, Deep 3/8" DR 13/16" 12 PT
J5028	Socket, Deep 3/8" DR 7/8" 12 PT
J2585	Socket Bar, 9"
J2591	Socket Clip, 3/8" DR

Weight (lbs): 2.43



6 POINT
 8 POINT
 12 POINT
 SPLINE
 HEX
 FULL POLISH
 SATIN
 BLACK OXIDE
 INSULATED

3/8" DRIVE 5 PIECE SOCKET SET - 8 POINT

Product #: **J52109**



INCH



Contents	Description
J5208S	Socket, 3/8" DR 1/4" 8PT
J5210S	Socket, 3/8" DR 5/16" 8PT
J5212S	Socket, 3/8" DR 3/8" 8PT
J5214S	Socket, 3/8" DR 7/16" 8PT
J5216S	Socket, 3/8" DR 1/2" 8PT
J2584	Socket, Bar 6-1/4"
J2591	Socket, Clip 3/8" DR

Weight (lbs): 0.50



3/8" DRIVE 10 PIECE METRIC UNIVERSAL SOCKET SET - 6 POINT

Product #: **J52201**



MM



Contents	Description
J5273HAM	Socket, 3/8" DR Universal 10 mm 6 PT
J5274HAM	Socket, 3/8" DR Universal 11 mm 6 PT
J5275HAM	Socket, 3/8" DR Universal 12 mm 6 PT
J5276HAM	Socket, 3/8" DR Universal 13 mm 6 PT
J5277HAM	Socket, 3/8" DR Universal 14 mm 6 PT
J5278HAM	Socket, 3/8" DR Universal 15 mm 6 PT
J5279HAM	Socket, 3/8" DR Universal 16 mm 6 PT
J5280HAM	Socket, 3/8" DR Universal 17 mm 6 PT
J5281HAM	Socket, 3/8" DR Universal 18 mm 6 PT
J5282HAM	Socket, 3/8" DR Universal 19 mm 6 PT
J2585	Socket, Bar 9"
J2591	Socket, Clip 3/8" DR

Weight (lbs): 1.36

ASME B107.5M

3/8" DRIVE 10 PIECE SUPER SHORT SOCKET SET - 6 POINT

Product #: **J52123**



INCH



Contents	Description
J5206HS	Socket, 3/8" DR 3/16" 6 PT Super Short
J5208HS	Socket, 3/8" DR 1/4" 6 PT Super Short
J5210HS	Socket, 3/8" DR 5/16" 6 PT Super Short
J5212HS	Socket, 3/8" DR 3/8" 6 PT Super Short
J5214HS	Socket, 3/8" DR 7/16" 6 PT Super Short
J5216HS	Socket, 3/8" DR 1/2" 6 PT Super Short
J5218HS	Socket, 3/8" DR 9/16" 6 PT Super Short
J5220HS	Socket, 3/8" DR 5/8" 6 PT Super Short
J5222HS	Socket, 3/8" DR 11/16" 6 PT Super Short
J5224HS	Socket, 3/8" DR 3/4" 6 PT Super Short
J2585	Socket, Bar 9"
J2591	Socket, Clip 3/8" DR

Weight (lbs): 0.82



3/8" DRIVE 7 PIECE UNIVERSAL SOCKET SET - 6 POINT

Product #: **J52100**



INCH



Contents	Description
J5273HA	Socket, 3/8" DR Universal 3/8" 6 PT
J5274HA	Socket, 3/8" DR Universal 7/16" 6 PT
J5275HA	Socket, 3/8" DR Universal 1/2" 6 PT
J5276HA	Socket, 3/8" DR Universal 9/16" 6 PT
J5277HA	Socket, 3/8" DR Universal 5/8" 6 PT
J5278HA	Socket, 3/8" DR Universal 11/16" 6 PT
J5279HA	Socket, 3/8" DR Universal 3/4" 6 PT
J2584	Socket, Bar 6-1/4"
J2591	Socket, Clip 3/8" DR

Weight (lbs): 0.97

ASME B107.1

Torx® is a trademark of Acument Intellectual Properties, LLC



3/8" DRIVE 7 PIECE UNIVERSAL SOCKET SETS - 12 POINT

Product #: **J52102**

12

INCH



Contents	Description
J5273A	Socket, 3/8" DR Universal 3/8" 12 PT
J5274A	Socket, 3/8" DR Universal 7/16" 12 PT
J5275A	Socket, 3/8" DR Universal 1/2" 12 PT
J5276A	Socket, 3/8" DR Universal 9/16" 12 PT
J5277A	Socket, 3/8" DR Universal 5/8" 12 PT
J5278A	Socket, 3/8" DR Universal 11/16" 12 PT
J5279A	Socket, 3/8" DR Universal 3/4" 12 PT
J2584	Socket, Bar 6-1/4"
J2591	Socket, Clip 3/8" DR

Weight (lbs): 0.94

ASME B107.1/AS954E S3.8.1

Product #: **J52200**

12

MM



Contents	Description
J5272AM	Socket, 3/8" DR Universal 9 mm 12 PT
J5273AM	Socket, 3/8" DR Universal 10 mm 12 PT
J5274AM	Socket, 3/8" DR Universal 11 mm 12 PT
J5275AM	Socket, 3/8" DR Universal 12 mm 12 PT
J5276AM	Socket, 3/8" DR Universal 13 mm 12 PT
J5277AM	Socket, 3/8" DR Universal 14 mm 12 PT
J5278AM	Socket, 3/8" DR Universal 15 mm 12 PT
J2584	Socket, Bar 6-1/4"
J2591	Socket, Clip 3/8" DR

Weight (lbs): 0.92

ASME B107.5M

3/8" DRIVE 8 PIECE TORX® BIT SET

Product #: **J5239C**



Contents	Description
J5239-15W	Socket, Torx® Bit 3/8" DR T15
J5239-20W	Socket, Torx® Bit 3/8" DR T20
J5239-25W	Socket, Torx® Bit 3/8" DR T25
J5239-27W	Socket, Torx® Bit 3/8" DR T27
J5239-30W	Socket, Torx® Bit 3/8" DR T30
J5239-40W	Socket, Torx® Bit 3/8" DR T40
J5239-45W	Socket, Torx® Bit 3/8" DR T45
J5239-50W	Socket, Torx® Bit 3/8" DR T50
J2585	Socket, Bar 9"
J2591	Socket, Clip 3/8" DR

Weight (lbs): 1.05

3/8" DRIVE 6 PIECE TORX® BIT SET

Product #: **J5238C**



Contents	Description
J5239-15W	Socket, Torx® Bit 3/8" DR T15
J5239-20W	Socket, Torx® Bit 3/8" DR T20
J5239-25W	Socket, Torx® Bit 3/8" DR T25
J5239-27W	Socket, Torx® Bit 3/8" DR T27
J5239-30W	Socket, Torx® Bit 3/8" DR T30
J5239-40W	Socket, Torx® Bit 3/8" DR T40
J2584	Socket, Bar 6-1/4"
J2591	Socket, Clip 3/8" DR

Weight (lbs): 0.78

6 POINT
 8 POINT
 12 POINT
 SPL SPLINE
 HEX HEX
 FULL POLISH
 SATIN
 BLACK OXIDE
 INSULATED

3/8" DRIVE 7 PIECE BALL STYLE EXTRA-LONG HEX BIT SET

Product #: **J4900BD**



Contents	Description
J4904BD	Socket, 3/8" DR 1/8" Ball Style Hex Bit
J4905BD	Socket, 3/8" DR 5/32" Ball Style Hex Bit
J4906BD	Socket, 3/8" DR 3/16" Ball Style Hex Bit
J4907BD	Socket, 3/8" DR 7/32" Ball Style Hex Bit
J4908BD	Socket, 3/8" DR 1/4" Ball Style Hex Bit
J4910BD	Socket, 3/8" DR 5/16" Ball Style Hex Bit
J4912BD	Socket, 3/8" DR 3/8" Ball Style Hex Bit
J2584	Socket, Bar 6-1/4"
J2591	Socket, Clip 3/8" DR

Weight (lbs): 1.46



3/8" DRIVE 7 PIECE EXTRA-LONG HEX BIT SET

Product #: **J4990-7XL**



Contents	Description
J49901/8XL	Socket, Hex Bit 3/8" DR 1/8" X-Long
J49905/32XL	Socket, Hex Bit 3/8" DR 5/32" X-Long
J49903/16XL	Socket, Hex Bit 3/8" DR 3/16" X-Long
J49907/32XL	Socket, Hex Bit 3/8" DR 7/32" X-Long
J49901/4XL	Socket, Hex Bit 3/8" DR 1/4" X-Long
J49905/16XL	Socket, Hex Bit 3/8" DR 5/16" X-Long
J49903/8XL	Socket, Hex Bit 3/8" DR 3/8" X-Long
J2584	Socket, Bar 6-1/4"
J2591	Socket, Clip 3/8" DR

Weight (lbs): 1.21



3/8" DRIVE 6 PIECE METRIC EXTRA-LONG HEX BIT SET

Product #: **J4990-SMXL**



Contents	Description
J4990-4MXL	Socket, Hex Bit 3/8" DR 4 mm X-Long
J4990-5MXL	Socket, Hex Bit 3/8" DR 5 mm X-Long
J4990-6MXL	Socket, Hex Bit 3/8" DR 6 mm X-Long
J4990-7MXL	Socket, Hex Bit 3/8" DR 7 mm X-Long
J4990-8MXL	Socket, Hex Bit 3/8" DR 8 mm X-Long
J4990-10MXL	Socket, Hex Bit 3/8" DR 10 mm X-Long
J2584	Socket, Bar 6-1/4"
J2591	Socket, Clip 3/8" DR

Weight (lbs): 1.23



3/8" DRIVE 13 PIECE HEX BIT SET

Product #: **J4902A**



Contents	Description
J49901/4	Socket, Hex Bit 3/8" DR 1/4"
J49901/8	Socket, Hex Bit 3/8" DR 1/8"
J49903/16	Socket, Hex Bit 3/8" DR 3/16"
J49903/8	Socket, Hex Bit 3/8" DR 3/8"
J49905/16	Socket, Hex Bit 3/8" DR 5/16"
J49905/32	Socket, Hex Bit 3/8" DR 5/32"
J49907/32	Socket, Hex Bit 3/8" DR 7/32"
J4990-4M	Socket, Hex Bit 3/8" 4 mm
J4990-5M	Socket, Hex Bit 3/8" 5 mm
J4990-6M	Socket, Hex Bit 3/8" 6 mm
J4990-7M	Socket, Hex Bit 3/8" 7 mm
J4990-8M	Socket, Hex Bit 3/8" 8 mm
J4990-10M	Socket, Hex Bit 3/8" 10 mm
J2584	Socket, Bar 6-1/4"
J2585	Socket, Bar 9"
J2591	Socket, Clip 3/8" DR

Weight (lbs): 2.03





3/8" DRIVE 7 PIECE METRIC HEX BIT SET

Product #: **J4900-7C**



INCH



Product #: **J4990-SMA**



MM



Contents	Description
J49901/8	Socket, Hex Bit 3/8" DR 1/8"
J49905/32	Socket, Hex Bit 3/8" DR 5/32"
J49903/16	Socket, Hex Bit 3/8" DR 3/16"
J49907/32	Socket, Hex Bit 3/8" DR 7/32"
J49901/4	Socket, Hex Bit 3/8" DR 1/4"
J49905/16	Socket, Hex Bit 3/8" DR 5/16"
J49903/8	Socket, Hex Bit 3/8" DR 3/8"
J2584	Socket, Bar 6-1/4"
J2591	Socket, Clip 3/8" DR

Weight (lbs): 0.99



Contents	Description
J4990-4M	Socket, Hex Bit 3/8" DR 4 mm
J4990-5M	Socket, Hex Bit 3/8" DR 5 mm
J4990-6M	Socket, Hex Bit 3/8" DR 6 mm
J4990-7M	Socket, Hex Bit 3/8" DR 7 mm
J4990-8M	Socket, Hex Bit 3/8" DR 8 mm
J4990-9M	Socket, Hex Bit 3/8" DR 9 mm
J4990-10M	Socket, Hex Bit 3/8" DR 10 mm
J2584	Socket, Bar 6-1/4"
J2591	Socket, Clip 3/8" DR

Weight (lbs): 1.04



3/8" DRIVE 7 PIECE SHORT HEX BIT SETS

Product #: **J4990-7ST**



INCH



Product #: **J4990-MST**



MM



Contents	Description
J49901/8ST	Socket, 3/8" DR 1/8" Hex Bit Short
J49905/32ST	Socket, 3/8" DR 5/32" Hex Bit Short
J49903/16ST	Socket, 3/8" DR 3/16" Hex Bit Short
J49907/32ST	Socket, 3/8" DR 7/32" Hex Bit Short
J49901/4ST	Socket, 3/8" DR 1/4" Hex Bit Short
J49905/16ST	Socket, 3/8" DR 5/16" Hex Bit Short
J49903/8ST	Socket, 3/8" DR 3/8" Hex Bit Short
J2584	Socket, Bar 6-1/4"
J2591	Socket, Clip 3/8" DR

Weight (lbs): 0.84



Contents	Description
J4990-4MST	Socket, Hex Bit 3/8" DR 4 mm Short
J4990-5MST	Socket, Hex Bit 3/8" DR 5 mm Short
J4990-6MST	Socket, Hex Bit 3/8" DR 6 mm Short
J4990-7MST	Socket, Hex Bit 3/8" DR 7 mm Short
J4990-8MST	Socket, Hex Bit 3/8" DR 8 mm Short
J4990-9MST	Socket, Hex Bit 3/8" DR 9 mm Short
J4990-10MST	Socket, Hex Bit 3/8" DR 10 mm Short
J2584	Socket, Bar 6-1/4"
J2591	Socket, Clip 3/8" DR

Weight (lbs): 0.83



3/8" DRIVE HEX BIT SETS



3/8" DRIVE 7 PIECE ADVANCED HEX BIT SOCKET SET

Product #: J4990R7SAE



Contents	Description
J4990R-1/8	Socket, Advanced Hex Bit 3/8" DR 1/8"
J4990R-5/32	Socket, Advanced Hex Bit 3/8" DR 5/32"
J4990R-3/16	Socket, Advanced Hex Bit 3/8" DR 3/16"
J4990R-7/32	Socket, Advanced Hex Bit 3/8" DR 7/32"
J4990R-1/4	Socket, Advanced Hex Bit 3/8" DR 1/4"
J4990R-5/16	Socket, Advanced Hex Bit 3/8" DR 5/16"
J4990R-3/8	Socket, Advanced Hex Bit 3/8" DR 3/8"

Weight (lbs): 0.88



3/8" DRIVE 7 PIECE METRIC ADVANCED HEX BIT SOCKET SET

Product #: J4990R7MM



Contents	Description
J4990R-4M	Socket, Advanced Hex Bit 3/8" DR 4 mm
J4990R-5M	Socket, Advanced Hex Bit 1/4" DR 5 mm
J4990R-6M	Socket, Advanced Hex Bit 1/4" DR 6 mm
J4990R-7M	Socket, Advanced Hex Bit 1/4" DR 7 mm
J4990R-8M	Socket, Advanced Hex Bit 1/4" DR 8 mm
J4990R-9M	Socket, Advanced Hex Bit 1/4" DR 9 mm
J4990R-10M	Socket, Advanced Hex Bit 1/4" DR 10 mm

Weight (lbs): 0.92





3/8" & 1/2" DRIVE 50 PIECE COMBINATION SOCKET SET - 6 & 12 POINT

Product #: J47219

6 12

INCH



3/8" & 1/2" DRIVE SOCKET SET

Contents	Description
J5210	Socket, 3/8" DR 5/16" 12 PT
J5211	Socket, 3/8" DR 11/32" 12 PT
J5212	Socket, 3/8" DR 3/8" 12 PT
J5214	Socket, 3/8" DR 7/16" 12 PT
J5216	Socket, 3/8" DR 1/2" 12 PT
J5217	Socket, 3/8" DR 17/32" 12 PT
J5218	Socket, 3/8" DR 9/16" 12 PT
J5219	Socket, 3/8" DR 19/32" 12 PT
J5220	Socket, 3/8" DR 5/8" 12 PT
J5222	Socket, 3/8" DR 11/16" 12 PT
J5224	Socket, 3/8" DR 3/4" 12 PT
J5226	Socket, 3/8" DR 13/16" 12 PT
J5228	Socket, 3/8" DR 7/8" 12 PT
J5230	Socket, 3/8" DR 15/16" 12 PT
J5232	Socket, 3/8" DR 1" 12 PT
J5412H	Socket, 1/2" DR 3/8" 6 PT
J5414H	Socket, 1/2" DR 7/16" 6 PT
J5416H	Socket, 1/2" DR 1/2" 6 PT
J5418H	Socket, 1/2" DR 9/16" 6 PT
J5420H	Socket, 1/2" DR 5/8" 6 PT
J5422H	Socket, 1/2" DR 11/16" 6 PT
J5424H	Socket, 1/2" DR 3/4" 6 PT
J5426H	Socket, 1/2" DR 13/16" 6 PT
J5428H	Socket, 1/2" DR 7/8" 6 PT
J5430H	Socket, 1/2" DR 15/16" 6 PT
J5432H	Socket, 1/2" DR 1" 6 PT
J5434H	Socket, 1/2" DR 1-1/16" 6 PT
J5436H	Socket, 1/2" DR 1-1/8" 6 PT

Contents	Description
J5438H	Socket, 1/2" DR 1-3/16" 6 PT
J5440H	Socket, 1/2" DR 1-1/4" 6 PT
J5442H	Socket, 1/2" DR 1-5/16" 6 PT
J5444H	Socket, 1/2" DR 1-3/8" 6 PT
J5446H	Socket, 1/2" DR 1-7/16" 6 PT
J5448H	Socket, 1/2" DR 1-1/2" 6 PT
J5316H	Socket, Deep 1/2" DR 1/2" 6 PT
J5318H	Socket, Deep 1/2" DR 9/16" 6 PT
J5320H	Socket, Deep 1/2" DR 5/8" 6 PT
J5322H	Socket, Deep 1/2" DR 11/16" 6 PT
J5324H	Socket, Deep 1/2" DR 3/4" 6 PT
J5326H	Socket, Deep 1/2" DR 13/16" 6 PT
J5328H	Socket, Deep 1/2" DR 7/8" 6 PT
J5330H	Socket, Deep 1/2" DR 5/16" 6 PT
J5332H	Socket, Deep 1/2" DR 1" 6 PT
J5334H	Socket, Deep 1/2" DR 1-1/16" 6 PT
J5336H	Socket, Deep 1/2" DR 1-1/8" 6 PT
J5253	Adapter, 3/8" F x 1/2" M
J5260-03L	Extension, Locking 3/8" DR 3"
J5260-06L	Extension, Locking 3/8" DR 6"
J5262L	Extension, Locking 3/8" DR 12"
J5249XLGR	Ratchet, Premium Pear Head 3/8" DR 8-1/2"
J2585	Socket Bar, 9"
J2586	Socket Bar, 13"
J2591	Socket Clip, 3/8" DR
J2592	Socket Clip, 1/2" DR

Weight (lbs): 18.10



6 6 POINT 8 8 POINT 12 12 POINT SPL SPLINE HEX HEX FULL POLISH SATIN BLACK OXIDE INSULATED

3/8" & 1/2" DRIVE 39 PIECE COMBINATION SOCKET SET - 6 POINT

Product #: **J54239A**



INCH



Contents	Description
J5210H	Socket, 3/8" DR 5/16" 6 PT
J5212H	Socket, 3/8" DR 3/8" 6 PT
J5214H	Socket, 3/8" DR 7/16" 6 PT
J5216H	Socket, 3/8" DR 1/2" 6 PT
J5218H	Socket, 3/8" DR 9/16" 6 PT
J5220H	Socket, 3/8" DR 5/8" 6 PT
J5222H	Socket, 3/8" DR 11/16" 6 PT
J5224H	Socket, 3/8" DR 3/4" 6 PT
J5226H	Socket, 3/8" DR 13/16" 6 PT
J5228H	Socket, 3/8" DR 7/8" 6 PT
J5230H	Socket, 3/8" DR 15/16" 6 PT
J5232H	Socket, 3/8" DR 1" 6 PT
J5010H	Socket, Deep 3/8" DR 5/16" 6 PT
J5012H	Socket, Deep 3/8" DR 3/8" 6 PT
J5014H	Socket, Deep 3/8" DR 7/16" 6 PT
J5016H	Socket, Deep 3/8" DR 1/2" 6 PT
J5018H	Socket, Deep 3/8" DR 9/16" 6 PT
J5020H	Socket, Deep 3/8" DR 5/8" 6 PT
J5022H	Socket, Deep 3/8" DR 11/16" 6 PT
J5024H	Socket, Deep 3/8" DR 3/4" 6 PT
J5026H	Socket, Deep 3/8" DR 13/16" 6 PT
J5028H	Socket, Deep 3/8" DR 7/8" 6 PT
J5030H	Socket, Deep 3/8" DR 15/16" 6 PT
J5412H	Socket, 1/2" DR 3/8" 6 PT

Contents	Description
J5414H	Socket, 1/2" DR 7/16" 6 PT
J5416H	Socket, 1/2" DR 1/2" 6 PT
J5418H	Socket, 1/2" DR 9/16" 6 PT
J5420H	Socket, 1/2" DR 5/8" 6 PT
J5422H	Socket, 1/2" DR 11/16" 6 PT
J5424H	Socket, 1/2" DR 3/4" 6 PT
J5426H	Socket, 1/2" DR 13/16" 6 PT
J5428H	Socket, 1/2" DR 7/8" 6 PT
J5430H	Socket, 1/2" DR 15/16" 6 PT
J5432H	Socket, 1/2" DR 1" 6 PT
J5253	Adapter, 3/8" F x 1/2" M

Contents	Description
J5260	Extension, 3/8" DR 3"
J5260-06	Extension, 3/8" DR 6"
J5461	Extension, 1/2" DR 5"
J5249	Ratchet, Classic Pear Head 3/8" DR 7"
J2587	Socket Bar, 17"
J2591	Socket Clip, 3/8" DR
J2592	Socket Clip, 1/2" DR
J9977R	Tool Box, General Purpose Single Latch 19-1/2"

Weight (lbs): 21.61



3/8" & 1/2" DRIVE 10 PIECE HEX BIT SETS

Product #: **J4900A**



INCH



Contents	Description
J49901/8	Socket, Hex Bit 3/8" DR 1/8"
J49905/32	Socket, Hex Bit 3/8" DR 5/32"
J49903/16	Socket, Hex Bit 3/8" DR 3/16"
J49907/32	Socket, Hex Bit 3/8" DR 7/32"
J49901/4	Socket, Hex Bit 3/8" DR 1/4"
J49905/16	Socket, Hex Bit 3/8" DR 5/16"
J49903/8	Socket, Hex Bit 3/8" DR 3/8"
J54411/2	Socket, Hex Bit 1/2" DR 1/2"
J54419/16	Socket, Hex Bit 1/2" DR 9/16"
J54415/8	Socket, Hex Bit 1/2" DR 5/8"
J4968PB	Blow-Molded Case

Weight (lbs): 3.15



Product #: **J4900MA**



MM



Contents	Description
J4990-4M	Socket, Hex Bit 3/8" DR 4 mm
J4990-5M	Socket, Hex Bit 3/8" DR 5 mm
J4990-6M	Socket, Hex Bit 3/8" DR 6 mm
J4990-7M	Socket, Hex Bit 3/8" DR 7 mm
J4990-8M	Socket, Hex Bit 3/8" DR 8 mm
J4990-9M	Socket, Hex Bit 3/8" DR 9 mm
J4990-10M	Socket, Hex Bit 3/8" DR 10 mm
J5441-12M	Socket, Hex Bit 1/2" DR 12 mm
J5441-14M	Socket, Hex Bit 1/2" DR 14 mm
J5441-17M	Socket, Hex Bit 1/2" DR 17 mm
J4968PB	Blow-Molded Case

Weight (lbs): 3.11






1/2" DRIVE 65 PIECE SOCKET, COMBINATION SET - 8 & 12 POINT WITH TOOLBOX

Product #: J54130A
Tools Only: J54132



Contents	Description
J5412S	Socket, 1/2" DR 3/8" 8 PT
J5414S	Socket, 1/2" DR 7/16" 8 PT
J5416S	Socket, 1/2" DR 1/2" 8 PT
J5418S	Socket, 1/2" DR 9/16" 8 PT
J5420S	Socket, 1/2" DR 5/8" 8 PT
J5422S	Socket, 1/2" DR 11/16" 8 PT
J5424S	Socket, 1/2" DR 3/4" 8 PT
J5426S	Socket, 1/2" DR 13/16" 8 PT
J5428S	Socket, 1/2" DR 7/8" 8 PT
J5432S	Socket, 1/2" DR 1" 8 PT
J5412	Socket, 1/2" DR 3/8" 12 PT
J5414	Socket, 1/2" DR 7/16" 12 PT
J5416	Socket, 1/2" DR 1/2" 12 PT
J5418	Socket, 1/2" DR 9/16" 12 PT
J5419	Socket, 1/2" DR 19/32" 12 PT
J5420	Socket, 1/2" DR 5/8" 12 PT
J5422	Socket, 1/2" DR 11/16" 12 PT
J5424	Socket, 1/2" DR 3/4" 12 PT
J5425	Socket, 1/2" DR 25/32" 12 PT
J5426	Socket, 1/2" DR 13/16" 12 PT
J5428	Socket, 1/2" DR 7/8" 12 PT
J5429	Socket, 1/2" DR 29/32" 12 PT
J5430	Socket, 1/2" DR 15/16" 12 PT
J5432	Socket, 1/2" DR 1" 12 PT
J5434	Socket, 1/2" DR 1-1/16" 12 PT
J5436	Socket, 1/2" DR 1-1/8" 12 PT
J5438	Socket, 1/2" DR 1-3/16" 12 PT
J5440	Socket, 1/2" DR 1-1/4" 12 PT
J5442	Socket, 1/2" DR 1-5/16" 12 PT
J5444	Socket, 1/2" DR 1-3/8" 12 PT
J5446	Socket, 1/2" DR 1-7/16" 12 PT
J5448	Socket, 1/2" DR 1-1/2" 12 PT
J5475A	Socket, Universal 1/2" DR 1/2" 12 PT
J5476A	Socket, Universal 1/2" DR 9/16" 12 PT
J5477A	Socket, Universal 1/2" DR 5/8" 12 PT
J54411/2	Socket, Hex Bit 1/2" DR 1/2"
J54411/4	Socket, Hex Bit 1/2" DR 1/4"
J54413/8	Socket, Hex Bit 1/2" DR 3/8"
J54415/16	Socket, Hex Bit 1/2" DR 5/16"
J54415/8	Socket, Hex Bit 1/2" DR 5/8"
J54417/16	Socket, Hex Bit 1/2" DR 7/16"
J54419/16	Socket, Hex Bit 1/2" DR 9/16"
J5444A	Socket, Drive Link 1/2" DR - 3/4"
J5316	Socket, Deep 1/2" DR 1/2" 12 PT
J5318	Socket, Deep 1/2" DR 9/16" 12 PT
J5320	Socket, Deep 1/2" DR 5/8" 12 PT
J5322	Socket, Deep 1/2" DR 11/16" 12 PT
J5324	Socket, Deep 1/2" DR 3/4" 12 PT
J5326	Socket, Deep 1/2" DR 13/16" 12 PT
J5328	Socket, Deep 1/2" DR 7/8" 12 PT



Contents	Description
J5330	Socket, Deep 1/2" DR 15/16" 12 PT
J5332	Socket, Deep 1/2" DR 1" 12 PT
J5334	Socket, Deep 1/2" DR 1-1/16" 12 PT
J5336	Socket, Deep 1/2" DR 1-1/8" 12 PT
J5340	Socket, Deep 1/2" DR 1-1/4" 12 PT
J5460	Extension, 1/2" DR 2-1/2"
J5461	Extension, 1/2" DR 5"
J5463	Extension, 1/2" DR 10"
J5470A	Universal Joint, 1/2" DR
J5447	Ratchet, Adapter 1/2" DR
J5449	Ratchet, Classic Pear Head 1/2" DR 10"
J5450	Ratchet, Long Classic Pear Head 1/2" DR 16"
J5468	Handle, Hinge 1/2" DR 18-5/8"
J5480G	Handle, Speed 1/2" DR
J5485	Handle, Hinge Black Oxide 3/8" DR 8-1/2"
J542715-4SG-D	Chest, Top w/ Drop Front, 27" 4 Drawer

Weight (lbs): 82.0, Tools Only: 27.56



1/2" DRIVE SOCKET SETS

6 6 POINT
8 8 POINT
12 12 POINT
SPL SPLINE
HEX HEX
FULL POLISH
SATIN
BLACK OXIDE
INSULATED

1/2" DRIVE 54 PIECE METRIC SOCKET SET WITH TOOL BOX - 12 POINT

Product #: **J54216A**

Tools Only: **J54218**



Contents	Description
J5410M	Socket, 1/2" DR 10 mm 12 PT
J5411M	Socket, 1/2" DR 11 mm 12 PT
J5412M	Socket, 1/2" DR 12 mm 12 PT
J5413M	Socket, 1/2" DR 13 mm 12 PT
J5414M	Socket, 1/2" DR 14 mm 12 PT
J5415M	Socket, 1/2" DR 15 mm 12 PT
J5416M	Socket, 1/2" DR 16 mm 12 PT
J5417M	Socket, 1/2" DR 17 mm 12 PT
J5418M	Socket, 1/2" DR 18 mm 12 PT
J5419M	Socket, 1/2" DR 19 mm 12 PT
J5420M	Socket, 1/2" DR 20 mm 12 PT
J5421M	Socket, 1/2" DR 21 mm 12 PT
J5422M	Socket, 1/2" DR 22 mm 12 PT
J5423M	Socket, 1/2" DR 23 mm 12 PT
J5424M	Socket, 1/2" DR 24 mm 12 PT
J5425M	Socket, 1/2" DR 25 mm 12 PT
J5426M	Socket, 1/2" DR 26 mm 12 PT
J5427M	Socket, 1/2" DR 27 mm 12 PT
J5428M	Socket, 1/2" DR 28 mm 12 PT
J5429M	Socket, 1/2" DR 29 mm 12 PT
J5430M	Socket, 1/2" DR 30 mm 12 PT
J5432M	Socket, 1/2" DR 32 mm 12 PT
J5436M	Socket, 1/2" DR 36 mm 12 PT
J5441-6M	Socket, Hex Bit 1/2" DR 6 mm
J5441-8M	Socket, Hex Bit 1/2" DR 8 mm
J5441-10M	Socket, Hex Bit 1/2" DR 10 mm
J5441-12M	Socket, Hex Bit 1/2" DR 12 mm
J5441-14M	Socket, Hex Bit 1/2" DR 14 mm
J5441-17M	Socket, Hex Bit 1/2" DR 17 mm
J5310M	Socket, Deep 1/2" DR 10 mm 12 PT
J5311M	Socket, Deep 1/2" DR 11 mm 12 PT
J5312M	Socket, Deep 1/2" DR 12 mm 12 PT
J5313M	Socket, Deep 1/2" DR 13 mm 12 PT
J5314M	Socket, Deep 1/2" DR 14 mm 12 PT
J5315M	Socket, Deep 1/2" DR 15 mm 12 PT
J5316M	Socket, Deep 1/2" DR 16 mm 12 PT
J5317M	Socket, Deep 1/2" DR 17 mm 12 PT
J5318M	Socket, Deep 1/2" DR 18 mm 12 PT
J5319M	Socket, Deep 1/2" DR 19 mm 12 PT
J5320M	Socket, Deep 1/2" DR 20 mm 12 PT
J5321M	Socket, Deep 1/2" DR 21 mm 12 PT
J5322M	Socket, Deep 1/2" DR 22 mm 12 PT
J5324M	Socket, Deep 1/2" DR 24 mm 12 PT

Contents	Description
J5325M	Socket, Deep 1/2" DR 25 mm 12 PT
J5326M	Socket, Deep 1/2" DR 26 mm 12 PT
J5460	Extension, 1/2" DR 2-1/2"
J5461	Extension, 1/2" DR 5"
J5463	Extension, 1/2" DR 10"
J5470A	Universal Joint, 1/2" DR
J5449	Ratchet, Classic Pear Head 1/2" DR 10"
J5450	Ratchet, Long Classic Pear Head 1/2" DR 16"
J5468	Handle, Hinge 1/2" DR 18-5/8"
J5480G	Handle, Speed 1/2" DR
J5485	Handle, Hinge Black Oxide 3/8" DR 8-1/2"
J542715-4SG-D	Chest, Top w/ Drop Front, 27" 4 Drawer, Red

Weight (lbs): 76.88, Tools Only: 25.75





1/2" DRIVE 31 PIECE METRIC SOCKET SETS - 12 POINT

Product #: J54214

12

MM



1/2" DRIVE 30 PIECE SOCKET SETS - 12 POINT

Product #: J54126

12

INCH



1/2" DRIVE SOCKET SETS

Contents	Description
J5410M	Socket, 1/2" DR 10 mm 12 PT
J5411M	Socket, 1/2" DR 11 mm 12 PT
J5412M	Socket, 1/2" DR 12 mm 12 PT
J5413M	Socket, 1/2" DR 13 mm 12 PT
J5414M	Socket, 1/2" DR 14 mm 12 PT
J5415M	Socket, 1/2" DR 15 mm 12 PT
J5416M	Socket, 1/2" DR 16 mm 12 PT
J5417M	Socket, 1/2" DR 17 mm 12 PT
J5418M	Socket, 1/2" DR 18 mm 12 PT
J5419M	Socket, 1/2" DR 19 mm 12 PT
J5420M	Socket, 1/2" DR 20 mm 12 PT
J5421M	Socket, 1/2" DR 21 mm 12 PT
J5422M	Socket, 1/2" DR 22 mm 12 PT
J5423M	Socket, 1/2" DR 23 mm 12 PT
J5424M	Socket, 1/2" DR 24 mm 12 PT
J5425M	Socket, 1/2" DR 25 mm 12 PT
J5426M	Socket, 1/2" DR 26 mm 12 PT
J5316M	Socket, Deep 1/2" DR 16 mm 12 PT
J5317M	Socket, Deep 1/2" DR 17 mm 12 PT
J5318M	Socket, Deep 1/2" DR 18 mm 12 PT
J5319M	Socket, Deep 1/2" DR 19 mm 12 PT
J5320M	Socket, Deep 1/2" DR 20 mm 12 PT
J5321M	Socket, Deep 1/2" DR 21 mm 12 PT
J5322M	Socket, Deep 1/2" DR 22 mm 12 PT
J5324M	Socket, Deep 1/2" DR 24 mm 12 PT
J5325M	Socket, Deep 1/2" DR 25 mm 12 PT
J5326M	Socket, Deep 1/2" DR 26 mm 12 PT
J5461	Extension, 1/2" DR 5"
J5463	Extension, 1/2" DR 10"
J5467	Handle, Hinge 1/2" DR 15-3/4"
J5449	Ratchet, Classic Pear Head 1/2" DR
JBM1207	Case, Blow Molded

Weight (lbs): 17.50



Contents	Description
J5412	Socket, 1/2" DR 3/8" 12 PT
J5414	Socket, 1/2" DR 7/16" 12 PT
J5416	Socket, 1/2" DR 1/2" 12 PT
J5418	Socket, 1/2" DR 9/16" 12 PT
J5420	Socket, 1/2" DR 5/8" 12 PT
J5422	Socket, 1/2" DR 11/16" 12 PT
J5424	Socket, 1/2" DR 3/4" 12 PT
J5426	Socket, 1/2" DR 13/16" 12 PT
J5428	Socket, 1/2" DR 7/8" 12 PT
J5430	Socket, 1/2" DR 15/16" 12 PT
J5432	Socket, 1/2" DR 1" 12 PT
J5434	Socket, 1/2" DR 1-1/16" 12 PT
J5436	Socket, 1/2" DR 1-1/8" 12 PT
J5440	Socket, 1/2" DR 1-1/4" 12 PT
J5316	Socket, Deep 1/2" DR 1/2" 12 PT
J5318	Socket, Deep 1/2" DR 9/16" 12 PT
J5320	Socket, Deep 1/2" DR 5/8" 12 PT
J5322	Socket, Deep 1/2" DR 11/16" 12 PT
J5324	Socket, Deep 1/2" DR 3/4" 12 PT
J5326	Socket, Deep 1/2" DR 13/16" 12 PT
J5328	Socket, Deep 1/2" DR 7/8" 12 PT
J5330	Socket, Deep 1/2" DR 15/16" 12 PT
J5332	Socket, Deep 1/2" DR 1" 12 PT
J5334	Socket, Deep 1/2" DR 1-1/16" 12 PT
J5336	Socket, Deep 1/2" DR 1-1/8" 12 PT
J5340	Socket, Deep 1/2" DR 1-1/4" 12 PT
J5461	Extension, 1/2" DR 5"
J5463	Extension, 1/2" DR 10"
J5467	Handle, Hinge 1/2" DR 15-3/4"
J5449	Ratchet, Classic Pear Head 1/2" DR
JBM1205	Case, Blow Molded

Weight (lbs): 19.90



6 6 POINT
8 8 POINT
12 12 POINT
SPL SPLINE
HEX HEX
FULL POLISH
SATIN
BLACK OXIDE
INSULATED

1/2" DRIVE 29 PIECE METRIC SOCKET SETS - 12 POINTProduct #: **J54212****12****MM**

Contents	Description
J5410M	Socket, 1/2" DR 10 mm 12 PT
J5411M	Socket, 1/2" DR 11 mm 12 PT
J5412M	Socket, 1/2" DR 12 mm 12 PT
J5413M	Socket, 1/2" DR 13 mm 12 PT
J5414M	Socket, 1/2" DR 14 mm 12 PT
J5415M	Socket, 1/2" DR 15 mm 12 PT
J5416M	Socket, 1/2" DR 16 mm 12 PT
J5417M	Socket, 1/2" DR 17 mm 12 PT
J5418M	Socket, 1/2" DR 18 mm 12 PT
J5419M	Socket, 1/2" DR 19 mm 12 PT
J5420M	Socket, 1/2" DR 20 mm 12 PT
J5421M	Socket, 1/2" DR 21 mm 12 PT
J5422M	Socket, 1/2" DR 22 mm 12 PT
J5423M	Socket, 1/2" DR 23 mm 12 PT
J5424M	Socket, 1/2" DR 24 mm 12 PT

Contents	Description
J5425M	Socket, 1/2" DR 25 mm 12 PT
J5426M	Socket, 1/2" DR 26 mm 12 PT
J5427M	Socket, 1/2" DR 27 mm 12 PT
J5428M	Socket, 1/2" DR 28 mm 12 PT
J5429M	Socket, 1/2" DR 29 mm 12 PT
J5430M	Socket, 1/2" DR 30 mm 12 PT
J5432M	Socket, 1/2" DR 32 mm 12 PT
J5436M	Socket, 1/2" DR 36 mm 12 PT
J5460	Extension, 1/2" DR 2-1/2"
J5461	Extension, 1/2" DR 5"
J5463	Extension, 1/2" DR 10"
J5470A	Universal Joint, 1/2" DR
J5467	Handle, Hinge 1/2" DR 15-3/4"
J5449	Ratchet, Classic Pear Head 1/2" DR
JBM1206	Case, Blow Molded

Weight (lbs): 18.41





1/2" DRIVE 27 PIECE TOOL SET - 12 POINT

Product #: **J54128A**

12

INCH



1/2" DRIVE 26 PIECE SOCKET SET - 12 POINT

Product #: **J54124A**

12

INCH



1/2" DRIVE SOCKET SETS

Contents	Description
J5414	Socket, 1/2" DR 7/16" 12 PT
J5416	Socket, 1/2" DR 1/2" 12 PT
J5418	Socket, 1/2" DR 9/16" 12 PT
J5420	Socket, 1/2" DR 5/8" 12 PT
J5422	Socket, 1/2" DR 11/16" 12 PT
J5424	Socket, 1/2" DR 3/4" 12 PT
J5426	Socket, 1/2" DR 13/16" 12 PT
J5428	Socket, 1/2" DR 7/8" 12 PT
J5430	Socket, 1/2" DR 15/16" 12 PT
J5432	Socket, 1/2" DR 1" 12 PT
J5434	Socket, 1/2" DR 1-1/16" 12 PT
J5436	Socket, 1/2" DR 1-1/8" 12 PT
J5440	Socket, 1/2" DR 1-1/4" 12 PT
J5470A	Socket, 1/2" DR Universal Joint
J5320-50	Socket, 1/2" DR Spark Plug 5/8"
J1212ASD	Wrench, Combination 3/8" 12 PT
J1214ASD	Wrench, Combination 7/16" 12 PT
J1216ASD	Wrench, Combination 1/2" 12 PT
J1218ASD	Wrench, Combination 9/16" 12 PT
J1220ASD	Wrench, Combination 5/8" 12 PT
J1222ASD	Wrench, Combination 11/16" 12 PT
J1224ASD	Wrench, Combination 3/4" 12 PT
J5449	Ratchet, 1/2" DR Standard Length Classic Pear Head 10"
J5461	Extension, 1/2" DR 5"
J5463	Extension, 1/2" DR 10"
J5467	Handle, Hinge 1/2" DR 15-3/4"
J206SG	Pliers, Tongue & Groove w/ Grip 10"
J5496R	Set Box

Weight (lbs): 19.09



Contents	Description
J5412	Socket, 1/2" DR 3/8" 12 PT
J5414	Socket, 1/2" DR 7/16" 12 PT
J5416	Socket, 1/2" DR 1/2" 12 PT
J5418	Socket, 1/2" DR 9/16" 12 PT
J5419	Socket, 1/2" DR 19/32" 12 PT
J5420	Socket, 1/2" DR 5/8" 12 PT
J5421	Socket, 1/2" DR 21/32" 12 PT
J5422	Socket, 1/2" DR 11/16" 12 PT
J5424	Socket, 1/2" DR 3/4" 12 PT
J5425	Socket, 1/2" DR 25/32" 12 PT
J5426	Socket, 1/2" DR 13/16" 12 PT
J5428	Socket, 1/2" DR 7/8" 12 PT
J5430	Socket, 1/2" DR 15/16" 12 PT
J5431	Socket, 1/2" DR 31/32" 12 PT
J5432	Socket, 1/2" DR 1" 12 PT
J5434	Socket, 1/2" DR 1-1/16" 12 PT
J5436	Socket, 1/2" DR 1-1/8" 12 PT
J5438	Socket, 1/2" DR 1-3/16" 12 PT
J5440	Socket, 1/2" DR 1-1/4" 12 PT
J5470A	Socket, 1/2" DR Universal Joint
J5449	Ratchet, 1/2" DR Standard Length Classic Pear Head 10"
J5460	Extension, 1/2" DR 2-1/2"
J5461	Extension, 1/2" DR 5"
J5463	Extension, 1/2" DR 10"
J5468	Handle, Hinge 1/2" DR 18-5/8"
J5480G	Handle, Speed 1/2" DR
J5496R	Set Box

Weight (lbs): 17.69



6 6 POINT 8 8 POINT 12 12 POINT SPL SPLINE HEX HEX FULL POLISH SATIN BLACK OXIDE INSULATED

1/2" DRIVE 24 PIECE METRIC SOCKET SETS - 12 POINT

Product #: **J54211**

12

MM



1/2" DRIVE 23 PIECE METRIC SOCKET SET - 6 POINT

Product #: **J54209**

6

MM



Contents	Description
J5410M	Socket, 1/2" DR 10 mm 12 PT
J5411M	Socket, 1/2" DR 11 mm 12 PT
J5412M	Socket, 1/2" DR 12 mm 12 PT
J5413M	Socket, 1/2" DR 13 mm 12 PT
J5414M	Socket, 1/2" DR 14 mm 12 PT
J5415M	Socket, 1/2" DR 15 mm 12 PT
J5416M	Socket, 1/2" DR 16 mm 12 PT
J5417M	Socket, 1/2" DR 17 mm 12 PT
J5418M	Socket, 1/2" DR 18 mm 12 PT
J5419M	Socket, 1/2" DR 19 mm 12 PT
J5420M	Socket, 1/2" DR 20 mm 12 PT
J5421M	Socket, 1/2" DR 21 mm 12 PT
J5422M	Socket, 1/2" DR 22 mm 12 PT
J5423M	Socket, 1/2" DR 23 mm 12 PT
J5424M	Socket, 1/2" DR 24 mm 12 PT
J5425M	Socket, 1/2" DR 25 mm 12 PT
J5426M	Socket, 1/2" DR 26 mm 12 PT
J5427M	Socket, 1/2" DR 27 mm 12 PT
J5428M	Socket, 1/2" DR 28 mm 12 PT
J5429M	Socket, 1/2" DR 29 mm 12 PT
J5430M	Socket, 1/2" DR 30 mm 12 PT
J5431M	Socket, 1/2" DR 31 mm 12 PT
J5432M	Socket, 1/2" DR 32 mm 12 PT
J5436M	Socket, 1/2" DR 36 mm 12 PT
J2586	Socket, Bar 13"
J2587	Socket Bar, 17"
J2592	Socket Clip, 1/2" DR

Weight (lbs): 7.69



Contents	Description
J5410MH	Socket, 1/2" DR 10 mm 6 PT
J5411MH	Socket, 1/2" DR 11 mm 6 PT
J5412MH	Socket, 1/2" DR 12 mm 6 PT
J5413MH	Socket, 1/2" DR 13 mm 6 PT
J5414MH	Socket, 1/2" DR 14 mm 6 PT
J5415MH	Socket, 1/2" DR 15 mm 6 PT
J5416MH	Socket, 1/2" DR 16 mm 6 PT
J5417MH	Socket, 1/2" DR 17 mm 6 PT
J5418MH	Socket, 1/2" DR 18 mm 6 PT
J5419MH	Socket, 1/2" DR 19 mm 6 PT
J5420MH	Socket, 1/2" DR 20 mm 6 PT
J5421MH	Socket, 1/2" DR 21 mm 6 PT
J5422MH	Socket, 1/2" DR 22 mm 6 PT
J5423MH	Socket, 1/2" DR 23 mm 6 PT
J5424MH	Socket, 1/2" DR 24 mm 6 PT
J5425MH	Socket, 1/2" DR 25 mm 6 PT
J5426MH	Socket, 1/2" DR 26 mm 6 PT
J5427MH	Socket, 1/2" DR 27 mm 6 PT
J5428MH	Socket, 1/2" DR 28 mm 6 PT
J5429MH	Socket, 1/2" DR 29 mm 6 PT
J5430MH	Socket, 1/2" DR 30 mm 6 PT
J5431MH	Socket, 1/2" DR 31 mm 6 PT
J5432MH	Socket, 1/2" DR 32 mm 6 PT
J2586	Socket, Bar 13"
J2587	Socket, Bar 17"
J2592	Socket, Clip 1/2" DR

Weight (lbs): 6.97






1/2" DRIVE 23 PIECE METRIC DEEP SOCKET SET - 12 POINT

Product #: J54201

12

MM



Contents	Description
J5310M	Socket, 1/2" DR 10 mm 12 PT Deep
J5311M	Socket, 1/2" DR 11 mm 12 PT Deep
J5312M	Socket, 1/2" DR 12 mm 12 PT Deep
J5313M	Socket, 1/2" DR 13 mm 12 PT Deep
J5314M	Socket, 1/2" DR 14 mm 12 PT Deep
J5315M	Socket, 1/2" DR 15 mm 12 PT Deep
J5316M	Socket, 1/2" DR 16 mm 12 PT Deep
J5317M	Socket, 1/2" DR 17 mm 12 PT Deep
J5318M	Socket, 1/2" DR 18 mm 12 PT Deep
J5319M	Socket, 1/2" DR 19 mm 12 PT Deep
J5320M	Socket, 1/2" DR 20 mm 12 PT Deep
J5321M	Socket, 1/2" DR 21 mm 12 PT Deep
J5322M	Socket, 1/2" DR 22 mm 12 PT Deep
J5323M	Socket, 1/2" DR 23 mm 12 PT Deep
J5324M	Socket, 1/2" DR 24 mm 12 PT Deep
J5325M	Socket, 1/2" DR 25 mm 12 PT Deep
J5326M	Socket, 1/2" DR 26 mm 12 PT Deep
J5327M	Socket, 1/2" DR 27 mm 12 PT Deep
J5328M	Socket, 1/2" DR 28 mm 12 PT Deep
J5329M	Socket, 1/2" DR 29 mm 12 PT Deep
J5330M	Socket, 1/2" DR 30 mm 12 PT Deep
J5331M	Socket, 1/2" DR 31 mm 12 PT Deep
J5332M	Socket, 1/2" DR 32 mm 12 PT Deep
J2586	Socket, Bar 13"
J2587	Socket, Bar 17"
J2592	Socket, Clip 1/2" DR

Weight (lbs): 8.95



1/2" DRIVE 22 PIECE METRIC SOCKET SET - 12 POINT

Product #: J54210A

12

MM



Contents	Description
J5410M	Socket, 1/2" DR 10 mm 12 PT
J5411M	Socket, 1/2" DR 11 mm 12 PT
J5412M	Socket, 1/2" DR 12 mm 12 PT
J5413M	Socket, 1/2" DR 13 mm 12 PT
J5414M	Socket, 1/2" DR 14 mm 12 PT
J5415M	Socket, 1/2" DR 15 mm 12 PT
J5416M	Socket, 1/2" DR 16 mm 12 PT
J5417M	Socket, 1/2" DR 17 mm 12 PT
J5418M	Socket, 1/2" DR 18 mm 12 PT
J5419M	Socket, 1/2" DR 19 mm 12 PT
J5420M	Socket, 1/2" DR 20 mm 12 PT
J5421M	Socket, 1/2" DR 21 mm 12 PT
J5422M	Socket, 1/2" DR 22 mm 12 PT
J5423M	Socket, 1/2" DR 23 mm 12 PT
J5424M	Socket, 1/2" DR 24 mm 12 PT
J5425M	Socket, 1/2" DR 25 mm 12 PT
J5426M	Socket, 1/2" DR 26 mm 12 PT
J5470A	Socket, 1/2" DR Universal Joint
J5449	Ratchet, 1/2" DR Standard Length Classic Pear Head 10"
J5461	Extension, 1/2" DR 5"
J5463	Extension, 1/2" DR 10"
J5468	Handle, Hinge 1/2" DR 18-5/8"
J5496R	Set Box

Weight (lbs): 15.21



1/2" DRIVE SOCKET SETS

1/2" DRIVE 19 PIECE SOCKET SETS

Product #: **J54109**



6

INCH

Contents	Description
J5412H	Socket, 1/2" DR 3/8" 6 PT
J5414H	Socket, 1/2" DR 7/16" 6 PT
J5416H	Socket, 1/2" DR 1/2" 6 PT
J5418H	Socket, 1/2" DR 9/16" 6 PT
J5420H	Socket, 1/2" DR 5/8" 6 PT
J5422H	Socket, 1/2" DR 11/16" 6 PT
J5424H	Socket, 1/2" DR 3/4" 6 PT
J5426H	Socket, 1/2" DR 13/16" 6 PT
J5428H	Socket, 1/2" DR 7/8" 6 PT
J5430H	Socket, 1/2" DR 15/16" 6 PT
J5432H	Socket, 1/2" DR 1" 6 PT
J5434H	Socket, 1/2" DR 1-1/16" 6 PT
J5436H	Socket, 1/2" DR 1-1/8" 6 PT
J5438H	Socket, 1/2" DR 1-3/16" 6 PT
J5440H	Socket, 1/2" DR 1-1/4" 6 PT
J5442H	Socket, 1/2" DR 1-5/16" 6 PT
J5444H	Socket, 1/2" DR 1-3/8" 6 PT
J5446H	Socket, 1/2" DR 1-7/16" 6 PT
J5448H	Socket, 1/2" DR 1-1/2" 6 PT
J2587	Socket Bar, 17"
J2592	Socket Clip, 1/2" DR

Weight (lbs): 7.58



Product #: **J54101**



6

INCH

Contents	Description
J5312H	Socket, Deep 1/2" DR 3/8" 6 PT
J5314H	Socket, Deep 1/2" DR 7/16" 6 PT
J5316H	Socket, Deep 1/2" DR 1/2" 6 PT
J5318H	Socket, Deep 1/2" DR 9/16" 6 PT
J5320H	Socket, Deep 1/2" DR 5/8" 6 PT
J5322H	Socket, Deep 1/2" DR 11/16" 6 PT
J5324H	Socket, Deep 1/2" DR 3/4" 6 PT
J5326H	Socket, Deep 1/2" DR 13/16" 6 PT
J5328H	Socket, Deep 1/2" DR 7/8" 6 PT
J5330H	Socket, Deep 1/2" DR 5/16" 6 PT
J5332H	Socket, Deep 1/2" DR 1" 6 PT
J5334H	Socket, Deep 1/2" DR 1-1/16" 6 PT
J5336H	Socket, Deep 1/2" DR 1-1/8" 6 PT
J5338H	Socket, Deep 1/2" DR 1-3/16" 6 PT
J5340H	Socket, Deep 1/2" DR 1-1/4" 6 PT
J5342H	Socket, Deep 1/2" DR 1-5/16" 6 PT
J5344H	Socket, Deep 1/2" DR 1-3/8" 6 PT
J5346H	Socket, Deep 1/2" DR 1-7/16" 6 PT
J5348H	Socket, Deep 1/2" DR 1-1/2" 6 PT
J2587	Socket Bar, 17"
J2592	Socket Clip, 1/2" DR

Weight (lbs): 14.18



Product #: **J54113**



12

INCH

Contents	Description
J5412	Socket, 1/2" DR 3/8" 12 PT
J5414	Socket, 1/2" DR 7/16" 12 PT
J5416	Socket, 1/2" DR 1/2" 12 PT
J5418	Socket, 1/2" DR 9/16" 12 PT
J5420	Socket, 1/2" DR 5/8" 12 PT
J5422	Socket, 1/2" DR 11/16" 12 PT
J5424	Socket, 1/2" DR 3/4" 12 PT
J5426	Socket, 1/2" DR 13/16" 12 PT
J5428	Socket, 1/2" DR 7/8" 12 PT
J5430	Socket, 1/2" DR 15/16" 12 PT
J5432	Socket, 1/2" DR 1" 12 PT
J5434	Socket, 1/2" DR 1-1/16" 12 PT
J5436	Socket, 1/2" DR 1-1/8" 12 PT
J5438	Socket, 1/2" DR 1-3/16" 12 PT
J5440	Socket, 1/2" DR 1-1/4" 12 PT
J5442	Socket, 1/2" DR 1-5/16" 12 PT
J5444	Socket, 1/2" DR 1-3/8" 12 PT
J5446	Socket, 1/2" DR 1-7/16" 12 PT
J5448	Socket, 1/2" DR 1-1/2" 12 PT
J2587	Socket Bar, 17"
J2592	Socket Clip, 1/2" DR

Weight (lbs): 7.25



Product #: **J54105**



12

INCH

Contents	Description
J5312	Socket, Deep 1/2" DR 3/8" 12 PT
J5314	Socket, Deep 1/2" DR 7/16" 12 PT
J5316	Socket, Deep 1/2" DR 1/2" 12 PT
J5318	Socket, Deep 1/2" DR 9/16" 12 PT
J5320	Socket, Deep 1/2" DR 5/8" 12 PT
J5322	Socket, Deep 1/2" DR 11/16" 12 PT
J5324	Socket, Deep 1/2" DR 3/4" 12 PT
J5326	Socket, Deep 1/2" DR 13/16" 12 PT
J5328	Socket, Deep 1/2" DR 7/8" 12 PT
J5330	Socket, Deep 1/2" DR 15/16" 12 PT
J5332	Socket, Deep 1/2" DR 1" 12 PT
J5334	Socket, Deep 1/2" DR 1-1/16" 12 PT
J5336	Socket, Deep 1/2" DR 1-1/8" 12 PT
J5338	Socket, Deep 1/2" DR 1-3/16" 12 PT
J5340	Socket, Deep 1/2" DR 1-1/4" 12 PT
J5342	Socket, Deep 1/2" DR 1-5/16" 12 PT
J5344	Socket, Deep 1/2" DR 1-3/8" 12 PT
J5346	Socket, Deep 1/2" DR 1-7/16" 12 PT
J5348	Socket, Deep 1/2" DR 1-1/2" 12 PT
J2587	Socket Bar, 17"
J2592	Socket Clip, 1/2" DR

Weight (lbs): 14.00





1/2" DRIVE 18 PIECE SOCKET SETS

Product #: **J54122**

Contents	Description
J5412H	Socket, 1/2" DR 3/8" 6 PT
J5414H	Socket, 1/2" DR 7/16" 6 PT
J5416H	Socket, 1/2" DR 1/2" 6 PT
J5418H	Socket, 1/2" DR 9/16" 6 PT
J5420H	Socket, 1/2" DR 5/8" 6 PT
J5422H	Socket, 1/2" DR 11/16" 6 PT
J5424H	Socket, 1/2" DR 3/4" 6 PT
J5426H	Socket, 1/2" DR 13/16" 6 PT
J5428H	Socket, 1/2" DR 7/8" 6 PT
J5430H	Socket, 1/2" DR 15/16" 6 PT
J5432H	Socket, 1/2" DR 1" 6 PT
J5434H	Socket, 1/2" DR 1-1/16" 6 PT
J5436H	Socket, 1/2" DR 1-1/8" 6 PT
J5438H	Socket, 1/2" DR 1-3/16" 6 PT
J5440H	Socket, 1/2" DR 1-1/4" 6 PT
J5461	Extension, 1/2" DR 5"
J5467	Handle, Hinge 1/2" DR 15-3/4"
J5449	Ratchet, Classic Pear Head 1/2" DR
JBM1204	Case, Blow Molded

Weight (lbs): 12.04



6

INCH



1/2" DRIVE SOCKET SETS

Product #: **J54120**

Contents	Description
J5412	Socket, 1/2" DR 3/8" 12 PT
J5414	Socket, 1/2" DR 7/16" 12 PT
J5416	Socket, 1/2" DR 1/2" 12 PT
J5418	Socket, 1/2" DR 9/16" 12 PT
J5420	Socket, 1/2" DR 5/8" 12 PT
J5422	Socket, 1/2" DR 11/16" 12 PT
J5424	Socket, 1/2" DR 3/4" 12 PT
J5426	Socket, 1/2" DR 13/16" 12 PT
J5428	Socket, 1/2" DR 7/8" 12 PT
J5430	Socket, 1/2" DR 15/16" 12 PT
J5432	Socket, 1/2" DR 1" 12 PT
J5434	Socket, 1/2" DR 1-1/16" 12 PT
J5436	Socket, 1/2" DR 1-1/8" 12 PT
J5438	Socket, 1/2" DR 1-3/16" 12 PT
J5440	Socket, 1/2" DR 1-1/4" 12 PT
J5461	Extension, 1/2" DR 5"
J5467	Handle, Hinge 1/2" DR 15-3/4"
J5449	Ratchet, Classic Pear Head 1/2" DR
JBM1204	Case, Blow Molded

Weight (lbs): 11.80



12

INCH



6 6 POINT
8 8 POINT
12 12 POINT
SPL SPLINE
HEX HEX
FULL POLISH
SATIN
BLACK OXIDE
INSULATED

1/2" DRIVE 16 PIECE SOCKET SETS - 12 POINT

Product #: J54118

12

INCH



Contents	Description
J5414	Socket, 1/2" DR 7/16" 12 PT
J5416	Socket, 1/2" DR 1/2" 12 PT
J5418	Socket, 1/2" DR 9/16" 12 PT
J5420	Socket, 1/2" DR 5/8" 12 PT
J5422	Socket, 1/2" DR 11/16" 12 PT
J5424	Socket, 1/2" DR 3/4" 12 PT
J5426	Socket, 1/2" DR 13/16" 12 PT
J5428	Socket, 1/2" DR 7/8" 12 PT
J5430	Socket, 1/2" DR 15/16" 12 PT
J5432	Socket, 1/2" DR 1" 12 PT
J5461	Extension, 1/2" DR 5"
J5463	Extension, 1/2" DR 10"
J5470A	Universal Joint, 1/2" DR
J5467	Handle, Hinge 1/2" DR 15-3/4"
J5480G	Handle, Speed 1/2" DR
J5449	Ratchet, Classic Pear Head 1/2" DR
JBM1208	Case, Blow Molded

Weight (lbs): 13.48



Product #: J54208

12

MM



Contents	Description
J5410M	Socket, 1/2" DR 10 mm 12 PT
J5411M	Socket, 1/2" DR 11 mm 12 PT
J5412M	Socket, 1/2" DR 12 mm 12 PT
J5413M	Socket, 1/2" DR 13 mm 12 PT
J5414M	Socket, 1/2" DR 14 mm 12 PT
J5415M	Socket, 1/2" DR 15 mm 12 PT
J5416M	Socket, 1/2" DR 16 mm 12 PT
J5417M	Socket, 1/2" DR 17 mm 12 PT
J5418M	Socket, 1/2" DR 18 mm 12 PT
J5419M	Socket, 1/2" DR 19 mm 12 PT
J5420M	Socket, 1/2" DR 20 mm 12 PT
J5421M	Socket, 1/2" DR 21 mm 12 PT
J5422M	Socket, 1/2" DR 22 mm 12 PT
J5423M	Socket, 1/2" DR 23 mm 12 PT
J5461	Extension, 1/2" DR 5"
J5449	Ratchet, Classic Pear Head 1/2" DR
JBM1208	Case, Blow Molded

Weight (lbs): 7.32





1/2" DRIVE 15 PIECE SOCKET SETS

Product #: **J54110**

6

INCH



Contents	Description
J5412H	Socket, 1/2" DR 3/8" 6 PT
J5414H	Socket, 1/2" DR 7/16" 6 PT
J5416H	Socket, 1/2" DR 1/2" 6 PT
J5418H	Socket, 1/2" DR 9/16" 6 PT
J5420H	Socket, 1/2" DR 5/8" 6 PT
J5422H	Socket, 1/2" DR 11/16" 6 PT
J5424H	Socket, 1/2" DR 3/4" 6 PT
J5426H	Socket, 1/2" DR 13/16" 6 PT
J5428H	Socket, 1/2" DR 7/8" 6 PT
J5430H	Socket, 1/2" DR 15/16" 6 PT
J5432H	Socket, 1/2" DR 1" 6 PT
J5434H	Socket, 1/2" DR 1-1/16" 6 PT
J5436H	Socket, 1/2" DR 1-1/8" 6 PT
J5438H	Socket, 1/2" DR 1-3/16" 6 PT
J5440H	Socket, 1/2" DR 1-1/4" 6 PT
J2587	Socket Bar, 17"
J2592	Socket Clip, 1/2" DR

Weight (lbs): 4.45



Product #: **J54114**

12

INCH



Contents	Description
J5412	Socket, 1/2" DR 3/8" 12 PT
J5414	Socket, 1/2" DR 7/16" 12 PT
J5416	Socket, 1/2" DR 1/2" 12 PT
J5418	Socket, 1/2" DR 9/16" 12 PT
J5420	Socket, 1/2" DR 5/8" 12 PT
J5422	Socket, 1/2" DR 11/16" 12 PT
J5424	Socket, 1/2" DR 3/4" 12 PT
J5426	Socket, 1/2" DR 13/16" 12 PT
J5428	Socket, 1/2" DR 7/8" 12 PT
J5430	Socket, 1/2" DR 15/16" 12 PT
J5432	Socket, 1/2" DR 1" 12 PT
J5434	Socket, 1/2" DR 1-1/16" 12 PT
J5436	Socket, 1/2" DR 1-1/8" 12 PT
J5438	Socket, 1/2" DR 1-3/16" 12 PT
J5440	Socket, 1/2" DR 1-1/4" 12 PT
J2587	Socket Bar, 17"
J2592	Socket Clip, 1/2" DR

Weight (lbs): 4.26



1/2" DRIVE SOCKET SETS

1/2" DRIVE 15 PIECE SOCKET SETS - 12 POINT

Product #: **J54302**

12

INCH



Contents	Description
J5412B	Socket, Black Oxide 1/2" DR 3/8" 12 PT
J5414B	Socket, Black Oxide 1/2" DR 7/16" 12 PT
J5416B	Socket, Black Oxide 1/2" DR 1/2" 12 PT
J5418B	Socket, Black Oxide 1/2" DR 9/16" 12 PT
J5420B	Socket, Black Oxide 1/2" DR 5/8" 12 PT
J5422B	Socket, Black Oxide 1/2" DR 11/16" 12 PT
J5424B	Socket, Black Oxide 1/2" DR 3/4" 12 PT
J5426B	Socket, Black Oxide 1/2" DR 13/16" 12 PT
J5428B	Socket, Black Oxide 1/2" DR 7/8" 12 PT
J5430B	Socket, Black Oxide 1/2" DR 15/16" 12 PT
J5432B	Socket, Black Oxide 1/2" DR 1" 12 PT
J5434B	Socket, Black Oxide 1/2" DR 1-1/16" 12 PT
J5436B	Socket, Black Oxide 1/2" DR 1-1/8" 12 PT
J5438B	Socket, Black Oxide 1/2" DR 1-3/16" 12 PT
J5440B	Socket, Black Oxide 1/2" DR 1-1/4" 12 PT
J2587	Socket Bar, 17"
J2592	Socket Clip, 1/2" DR

Weight (lbs): 4.47



6 6 POINT
8 8 POINT
12 12 POINT
SPL SPLINE
HEX HEX
○ FULL POLISH
○ SATIN
● BLACK OXIDE
○ INSULATED

1/2" DRIVE 15 PIECE METRIC SOCKET SETS

Product #: **J54205**

6

MM



Contents	Description
J5410MH	Socket, 1/2" DR 10 mm 6 PT
J5411MH	Socket, 1/2" DR 11 mm 6 PT
J5412MH	Socket, 1/2" DR 12 mm 6 PT
J5413MH	Socket, 1/2" DR 13 mm 6 PT
J5414MH	Socket, 1/2" DR 14 mm 6 PT
J5415MH	Socket, 1/2" DR 15 mm 6 PT
J5416MH	Socket, 1/2" DR 16 mm 6 PT
J5417MH	Socket, 1/2" DR 17 mm 6 PT
J5418MH	Socket, 1/2" DR 18 mm 6 PT
J5419MH	Socket, 1/2" DR 19 mm 6 PT
J5420MH	Socket, 1/2" DR 20 mm 6 PT
J5421MH	Socket, 1/2" DR 21 mm 6 PT
J5422MH	Socket, 1/2" DR 22 mm 6 PT
J5423MH	Socket, 1/2" DR 23 mm 6 PT
J5424MH	Socket, 1/2" DR 24 mm 6 PT
J2587	Socket, Bar 17"
J2592	Socket, Clip 1/2" DR

Weight (lbs): 3.30



Product #: **J54206**

12

MM



Contents	Description
J5410M	Socket, 1/2" DR 10 mm 12 PT
J5411M	Socket, 1/2" DR 11 mm 12 PT
J5412M	Socket, 1/2" DR 12 mm 12 PT
J5413M	Socket, 1/2" DR 13 mm 12 PT
J5414M	Socket, 1/2" DR 14 mm 12 PT
J5415M	Socket, 1/2" DR 15 mm 12 PT
J5416M	Socket, 1/2" DR 16 mm 12 PT
J5417M	Socket, 1/2" DR 17 mm 12 PT
J5418M	Socket, 1/2" DR 18 mm 12 PT
J5419M	Socket, 1/2" DR 19 mm 12 PT
J5420M	Socket, 1/2" DR 20 mm 12 PT
J5421M	Socket, 1/2" DR 21 mm 12 PT
J5422M	Socket, 1/2" DR 22 mm 12 PT
J5423M	Socket, 1/2" DR 23 mm 12 PT
J5424M	Socket, 1/2" DR 24 mm 12 PT
J2587	Socket Bar, 17"
J2592	Socket Clip, 1/2" DR

Weight (lbs): 3.08



1/2" DRIVE 15 PIECE DEEP SOCKET SETS

Product #: **J54103**

6

INCH



Contents	Description
J5312H	Socket, Deep 1/2" DR 3/8" 6 PT
J5314H	Socket, Deep 1/2" DR 7/16" 6 PT
J5316H	Socket, Deep 1/2" DR 1/2" 6 PT
J5318H	Socket, Deep 1/2" DR 9/16" 6 PT
J5320H	Socket, Deep 1/2" DR 5/8" 6 PT
J5322H	Socket, Deep 1/2" DR 11/16" 6 PT
J5324H	Socket, Deep 1/2" DR 3/4" 6 PT
J5326H	Socket, Deep 1/2" DR 13/16" 6 PT
J5328H	Socket, Deep 1/2" DR 7/8" 6 PT
J5330H	Socket, Deep 1/2" DR 5/16" 6 PT
J5332H	Socket, Deep 1/2" DR 1" 6 PT
J5334H	Socket, Deep 1/2" DR 1-1/16" 6 PT
J5336H	Socket, Deep 1/2" DR 1-1/8" 6 PT
J5338H	Socket, Deep 1/2" DR 1-3/16" 6 PT
J5340H	Socket, Deep 1/2" DR 1-1/4" 6 PT
J2587	Socket Bar, 17"
J2592	Socket Clip, 1/2" DR

Weight (lbs): 8.18



Product #: **J54107**

12

INCH



Contents	Description
J5312	Socket, Deep 1/2" DR 3/8" 12 PT
J5314	Socket, Deep 1/2" DR 7/16" 12 PT
J5316	Socket, Deep 1/2" DR 1/2" 12 PT
J5318	Socket, Deep 1/2" DR 9/16" 12 PT
J5320	Socket, Deep 1/2" DR 5/8" 12 PT
J5322	Socket, Deep 1/2" DR 11/16" 12 PT
J5324	Socket, Deep 1/2" DR 3/4" 12 PT
J5326	Socket, Deep 1/2" DR 13/16" 12 PT
J5328	Socket, Deep 1/2" DR 7/8" 12 PT
J5330	Socket, Deep 1/2" DR 15/16" 12 PT
J5332	Socket, Deep 1/2" DR 1" 12 PT
J5334	Socket, Deep 1/2" DR 1-1/16" 12 PT
J5336	Socket, Deep 1/2" DR 1-1/8" 12 PT
J5338	Socket, Deep 1/2" DR 1-3/16" 12 PT
J5340	Socket, Deep 1/2" DR 1-1/4" 12 PT
J2587	Socket Bar, 17"
J2592	Socket Clip, 1/2" DR

Weight (lbs): 7.95





1/2" DRIVE 15 PIECE METRIC DEEP SOCKET SET - 12 POINT

Product #: J54207

12

MM



Contents	Description
J5310M	Socket, Deep 1/2" DR 10 mm 12 PT
J5311M	Socket, Deep 1/2" DR 11 mm 12 PT
J5312M	Socket, Deep 1/2" DR 12 mm 12 PT
J5313M	Socket, Deep 1/2" DR 13 mm 12 PT
J5314M	Socket, Deep 1/2" DR 14 mm 12 PT
J5315M	Socket, Deep 1/2" DR 15 mm 12 PT
J5316M	Socket, Deep 1/2" DR 16 mm 12 PT
J5317M	Socket, Deep 1/2" DR 17 mm 12 PT
J5318M	Socket, Deep 1/2" DR 18 mm 12 PT
J5319M	Socket, Deep 1/2" DR 19 mm 12 PT
J5320M	Socket, Deep 1/2" DR 20 mm 12 PT
J5321M	Socket, Deep 1/2" DR 21 mm 12 PT
J5322M	Socket, Deep 1/2" DR 22 mm 12 PT
J5323M	Socket, Deep 1/2" DR 23 mm 12 PT
J5324M	Socket, Deep 1/2" DR 24 mm 12 PT
J2587	Socket, Bar 17"
J2592	Socket, Clip 1/2" DR

Weight (lbs): 6.04



1/2" DRIVE 12 PIECE SOCKET SETS

Product #: J54116

12

INCH



Contents	Description
J5414	Socket, 1/2" DR 7/16" 12 PT
J5416	Socket, 1/2" DR 1/2" 12 PT
J5418	Socket, 1/2" DR 9/16" 12 PT
J5420	Socket, 1/2" DR 5/8" 12 PT
J5422	Socket, 1/2" DR 11/16" 12 PT
J5424	Socket, 1/2" DR 3/4" 12 PT
J5426	Socket, 1/2" DR 13/16" 12 PT
J5428	Socket, 1/2" DR 7/8" 12 PT
J5430	Socket, 1/2" DR 15/16" 12 PT
J5432	Socket, 1/2" DR 1" 12 PT
J5461	Extension, 1/2" DR 5"
J5449	Ratchet, Classic Pear Head 1/2" DR
JBM1201	Case, Blow Molded

Weight (lbs): 5.88



1/2" DRIVE 11 PIECE DEEP SOCKET SET - 12 POINT

Product #: J54104

12

INCH

Contents	Description
J5316	Socket, Deep 1/2" DR 1/2" 12 PT
J5318	Socket, Deep 1/2" DR 9/16" 12 PT
J5320	Socket, Deep 1/2" DR 5/8" 12 PT
J5322	Socket, Deep 1/2" DR 11/16" 12 PT
J5324	Socket, Deep 1/2" DR 3/4" 12 PT
J5326	Socket, Deep 1/2" DR 13/16" 12 PT
J5328	Socket, Deep 1/2" DR 7/8" 12 PT
J5330	Socket, Deep 1/2" DR 15/16" 12 PT
J5332	Socket, Deep 1/2" DR 1" 12 PT
J5334	Socket, Deep 1/2" DR 1-1/16" 12 PT
J5336	Socket, Deep 1/2" DR 1-1/8" 12 PT
J2587	Socket Bar, 17"
J2592	Socket Clip, 1/2" DR

Weight (lbs): 5.68



6 6 POINT
8 8 POINT
12 12 POINT
SPL SPLINE
HEX HEX
FULL POLISH
SATIN
BLACK OXIDE
INSULATED

1/2" DRIVE 7 PIECE HEX BIT SET

Product #: **J5441-7**



INCH



Contents	Description
J54411/4	Socket, Hex Bit 1/2" DR 1/4"
J54415/16	Socket, Hex Bit 1/2" DR 5/16"
J54413/8	Socket, Hex Bit 1/2" DR 3/8"
J54417/16	Socket, Hex Bit 1/2" DR 7/16"
J54411/2	Socket, Hex Bit 1/2" DR 1/2"
J54419/16	Socket, Hex Bit 1/2" DR 9/16"
J54415/8	Socket, Hex Bit 1/2" DR 5/8"
J2585	Socket, Bar 9"
J2592	Socket, Clip 1/2" DR

Weight (lbs): 2.93



1/2" DRIVE 10 PIECE METRIC HEX BIT SET

Product #: **J5441-MA**



MM



Contents	Description
J5441-6M	Socket, Hex Bit 1/2" DR 6 mm
J5441-8M	Socket, Hex Bit 1/2" DR 8 mm
J5441-10M	Socket, Hex Bit 1/2" DR 10 mm
J5441-12M	Socket, Hex Bit 1/2" DR 12 mm
J5441-13M	Socket, Hex Bit 1/2" DR 13 mm
J5441-14M	Socket, Hex Bit 1/2" DR 14 mm
J5441-15M	Socket, Hex Bit 1/2" DR 15 mm
J5441-17M	Socket, Hex Bit 1/2" DR 17 mm
J5441-18M	Socket, Hex Bit 1/2" DR 18 mm
J5441-19M	Socket, Hex Bit 1/2" DR 19 mm
J2586	Socket, Bar 13"
J2592	Socket, Clip 1/2" DR

Weight (lbs): 5.40



1/2" DRIVE 6 PIECE METRIC HEX BIT SET

Product #: **J5441-SM**



MM



Contents	Description
J5441-6M	Socket, Hex Bit 1/2" DR 6 mm
J5441-8M	Socket, Hex Bit 1/2" DR 8 mm
J5441-10M	Socket, Hex Bit 1/2" DR 10 mm
J5441-12M	Socket, Hex Bit 1/2" DR 12 mm
J5441-14M	Socket, Hex Bit 1/2" DR 14 mm
J5441-17M	Socket, Hex Bit 1/2" DR 17 mm
J2585	Socket, Bar 9"
J2592	Socket, Clip 1/2" DR

Weight (lbs): 2.55



1/2" DRIVE 6 PIECE EXTRA-LONG HEX BIT SET

Product #: **J5441-6XL**



INCH



Contents	Description
J54411/4XL	Socket, Hex Bit 1/2" DR 1/4" Extra-Long
J54415/16XL	Socket, Hex Bit 1/2" DR 5/16" Extra-Long
J5441/8XL	Socket, Hex Bit 1/2" DR 3/8" Extra-Long
J54411/2XL	Socket, Hex Bit 1/2" DR 1/2" Extra-Long
J54419/16XL	Socket, Hex Bit 1/2" DR 9/16" Extra-Long
J54415/8XL	Socket, Hex Bit 1/2" DR 5/8" Extra-Long
J2585	Socket, Bar 9"
J2592	Socket, Clip 1/2" DR

Weight (lbs): 3.59





1/2" DRIVE 8 PIECE ADVANCED HEX BIT SOCKET SET

Product #: J5441R8SAE



1/2" DRIVE 8 PIECE METRIC ADVANCED HEX BIT SOCKET SET

Product #: J5441R8MM



1/2" DRIVE ADVANCED HEX BIT SOCKET SETS

Contents	Description
J5441R-5/16	Socket, Advanced Hex Bit 1/2" DR 5/16"
J5441R-3/8	Socket, Advanced Hex Bit 1/2" DR 3/8"
J5441R-7/16	Socket, Advanced Hex Bit 1/2" DR 7/16"
J5441R-1/2	Socket, Advanced Hex Bit 1/2" DR 1/2"
J5441R-9/16	Socket, Advanced Hex Bit 1/2" DR 9/16"
J5441R-5/8	Socket, Advanced Hex Bit 1/2" DR 5/8"
J5441R-11/16	Socket, Advanced Hex Bit 1/2" DR 11/16"
J5441R-3/4	Socket, Advanced Hex Bit 1/2" DR 3/4"

Weight (lbs): 2.69



Contents	Description
J5441R-11M	Socket, Advanced Hex Bit 1/2" DR 11 mm
J5441R-12M	Socket, Advanced Hex Bit 1/2" DR 12 mm
J5441R-13M	Socket, Advanced Hex Bit 1/2" DR 13 mm
J5441R-14M	Socket, Advanced Hex Bit 1/2" DR 14 mm
J5441R-15M	Socket, Advanced Hex Bit 1/2" DR 15 mm
J5441R-17M	Socket, Advanced Hex Bit 1/2" DR 17 mm
J5441R-18M	Socket, Advanced Hex Bit 1/2" DR 18 mm
J5441R-19M	Socket, Advanced Hex Bit 1/2" DR 19 mm

Weight (lbs): 3.06



6 POINT
 8 POINT
 12 POINT
 SPLINE
 HEX
 FULL POLISH
 SATIN
 BLACK OXIDE
 INSULATED

3/4" DRIVE 42 PIECE COMBINATION SOCKET SETS - 6 AND 12 POINT

6 12

INCH

Product #: J55106A

Contents	Description
J5524	Socket, 3/4" DR 3/4" 12 PT
J5526	Socket, 3/4" DR 13/16" 12 PT
J5528	Socket, 3/4" DR 7/8" 12 PT
J5530	Socket, 3/4" DR 15/16" 12 PT
J5532	Socket, 3/4" DR 1" 12 PT
J5534	Socket, 3/4" DR 1-1/16" 12 PT
J5536	Socket, 3/4" DR 1-1/8" 12 PT
J5538	Socket, 3/4" DR 1-3/16" 12 PT
J5540	Socket, 3/4" DR 1-1/4" 12 PT
J5542	Socket, 3/4" DR 1-5/16" 12 PT
J5544	Socket, 3/4" DR 1-3/8" 12 PT
J5546	Socket, 3/4" DR 1-7/16" 12 PT
J5548	Socket, 3/4" DR 1-1/2" 12 PT
J5550	Socket, 3/4" DR 1-9/16" 12 PT
J5552	Socket, 3/4" DR 1-5/8" 12 PT
J5554	Socket, 3/4" DR 1-11/16" 12 PT
J5556	Socket, 3/4" DR 1-3/4" 12 PT
J5558	Socket, 3/4" DR 1-13/16" 12 PT
J5560	Socket, 3/4" DR 1-7/8" 12 PT
J5564	Socket, 3/4" DR 2" 12 PT
J5568	Socket, 3/4" DR 2-1/8" 12 PT
J5570	Socket, 3/4" DR 2-3/16" 12 PT

Contents	Description
J5572	Socket, 3/4" DR 2-1/4" 12 PT
J5576	Socket, 3/4" DR 2-3/8" 12 PT
J5528HL	Socket, Deep 3/4" DR 7/8" 6 PT
J5530HL	Socket, Deep 3/4" DR 15/16" 6 PT
J5532HL	Socket, Deep 3/4" DR 1" 6 PT
J5534HL	Socket, Deep 3/4" DR 1-1/16" 6 PT
J5536HL	Socket, Deep 3/4" DR 1-1/8" 6 PT
J5540HL	Socket, Deep 3/4" DR 1-1/4" 6 PT
J5542HL	Socket, Deep 3/4" DR 1-5/16" 6 PT
J5544HL	Socket, Deep 3/4" DR 1-3/8" 6 PT
J5546HL	Socket, Deep 3/4" DR 1-7/16" 6 PT
J5548HL	Socket, Deep 3/4" DR 1-1/2" 6 PT
J5552HL	Socket, Deep 3/4" DR 1-5/8" 6 PT
J5660	Extension, 3/4" DR 4"
J5661	Extension, 3/4" DR 8"
J5663	Extension, 3/4" DR 16"
J5670	Universal Joint, 3/4" DR
J5649	Ratchet, Classic Pear Head 3/4" DR 20"
J5668	Handle, Hinge 1/4" DR 5-3/4"
J5685	Handle, Sliding-T 1/4" DR
J5697R	Set Box, 14-1/2"

Weight (lbs): 92.35



3/4" DRIVE 29 PIECE COMBINATION SOCKET SETS - 12 POINT

Product #: J55104A

12

INCH

Contents	Description
J5528	Socket, 3/4" DR 7/8" 12 PT
J5530	Socket, 3/4" DR 15/16" 12 PT
J5532	Socket, 3/4" DR 1" 12 PT
J5534	Socket, 3/4" DR 1-1/16" 12 PT
J5536	Socket, 3/4" DR 1-1/8" 12 PT
J5538	Socket, 3/4" DR 1-3/16" 12 PT
J5540	Socket, 3/4" DR 1-1/4" 12 PT
J5542	Socket, 3/4" DR 1-5/16" 12 PT
J5544	Socket, 3/4" DR 1-3/8" 12 PT
J5546	Socket, 3/4" DR 1-7/16" 12 PT
J5548	Socket, 3/4" DR 1-1/2" 12 PT
J5550	Socket, 3/4" DR 1-9/16" 12 PT
J5552	Socket, 3/4" DR 1-5/8" 12 PT
J5554	Socket, 3/4" DR 1-11/16" 12 PT
J5556	Socket, 3/4" DR 1-3/4" 12 PT
J5558	Socket, 3/4" DR 1-13/16" 12 PT
J5560	Socket, 3/4" DR 1-7/8" 12 PT
J5564	Socket, 3/4" DR 2" 12 PT
J5568	Socket, 3/4" DR 2-1/8" 12 PT
J5570	Socket, 3/4" DR 2-3/16" 12 PT
J5572	Socket, 3/4" DR 2-1/4" 12 PT
J5576	Socket, 3/4" DR 2-3/8" 12 PT

Contents	Description
J5660	Extension, 3/4" DR 4"
J5661	Extension, 3/4" DR 8"
J5663	Extension, 3/4" DR 16"
J5670	Universal Joint, 3/4" DR

Contents	Description
J5649	Ratchet, Classic Pear Head 3/4" DR 20"
J5668	Handle, Hinge 1/4" DR 5-3/4"
J5685	Handle, Sliding-T 1/4" DR
J5697R	Set Box, 14-1/2"

Weight (lbs): 69.40





3/4" DRIVE 28 PIECE METRIC SOCKET SET - 12 POINT

Product #: J55202A

12

MM



Contents	Description
J5521M	Socket, 3/4" DR 21 mm 12 PT
J5522M	Socket, 3/4" DR 22 mm 12 PT
J5523M	Socket, 3/4" DR 23 mm 12 PT
J5524M	Socket, 3/4" DR 24 mm 12 PT
J5525M	Socket, 3/4" DR 25 mm 12 PT
J5526M	Socket, 3/4" DR 26 mm 12 PT
J5527M	Socket, 3/4" DR 27 mm 12 PT
J5528M	Socket, 3/4" DR 28 mm 12 PT
J5529M	Socket, 3/4" DR 29 mm 12 PT
J5530M	Socket, 3/4" DR 30 mm 12 PT
J5532M	Socket, 3/4" DR 32 mm 12 PT
J5535M	Socket, 3/4" DR 35 mm 12 PT
J5536M	Socket, 3/4" DR 36 mm 12 PT
J5538M	Socket, 3/4" DR 38 mm 12 PT
J5541M	Socket, 3/4" DR 41 mm 12 PT
J5542M	Socket, 3/4" DR 42 mm 12 PT
J5546M	Socket, 3/4" DR 46 mm 12 PT
J5550M	Socket, 3/4" DR 50 mm 12 PT
J5554M	Socket, 3/4" DR 54 mm 12 PT
J5555M	Socket, 3/4" DR 55 mm 12 PT
J5558M	Socket, 3/4" DR 58 mm 12 PT
J5560M	Socket, 3/4" DR 60 mm 12 PT
J5660	Extension, 3/4" DR 4"
J5661	Extension, 3/4" DR 8"
J5670	Universal Joint, 3/4" DR
J5649	Ratchet, Classic Pear Head 3/4" DR 20"
J5668	Handle, Hinge 1/4" DR 5-3/4"
J5685	Handle, Sliding-T 1/4" DR
J5696R	Set Box, 9-1/16"

Weight (lbs): 67.48



3/4" DRIVE 20 PIECE COMBINATION SOCKET SETS - 12 POINT

Product #: J55102A

12

INCH



Contents	Description
J5528	Socket, 3/4" DR 7/8" 12 PT
J5530	Socket, 3/4" DR 15/16" 12 PT
J5532	Socket, 3/4" DR 1" 12 PT
J5534	Socket, 3/4" DR 1-1/16" 12 PT
J5536	Socket, 3/4" DR 1-1/8" 12 PT
J5540	Socket, 3/4" DR 1-1/4" 12 PT
J5542	Socket, 3/4" DR 1-5/16" 12 PT
J5544	Socket, 3/4" DR 1-3/8" 12 PT
J5546	Socket, 3/4" DR 1-7/16" 12 PT
J5548	Socket, 3/4" DR 1-1/2" 12 PT
J5552	Socket, 3/4" DR 1-5/8" 12 PT
J5556	Socket, 3/4" DR 1-3/4" 12 PT
J5558	Socket, 3/4" DR 1-13/16" 12 PT
J5560	Socket, 3/4" DR 1-7/8" 12 PT
J5564	Socket, 3/4" DR 2" 12 PT
J5661	Extension, 3/4" DR 8"
J5663	Extension, 3/4" DR 16"
J5649	Ratchet, Classic Pear Head 3/4" DR 20"
J5668	Handle, Hinge 1/4" DR 5-3/4"
J5685	Handle, Sliding-T 1/4" DR
J5696R	Set Box, 9-1/16"

Weight (lbs): 57.12



3/4" DRIVE SOCKET SETS

6 6 POINT 8 8 POINT 12 12 POINT SPL SPLINE HEX HEX FULL POLISH SATIN BLACK OXIDE INSULATED

3/4" DRIVE 19 PIECE METRIC SOCKET SET - 12 POINT

Product #: **J55200A**

Contents	Description
J5524M	Socket, 3/4" DR 24 mm 12 PT
J5525M	Socket, 3/4" DR 25 mm 12 PT
J5526M	Socket, 3/4" DR 26 mm 12 PT
J5527M	Socket, 3/4" DR 27 mm 12 PT
J5528M	Socket, 3/4" DR 28 mm 12 PT
J5529M	Socket, 3/4" DR 29 mm 12 PT
J5530M	Socket, 3/4" DR 30 mm 12 PT
J5531M	Socket, 3/4" DR 31 mm 12 PT
J5532M	Socket, 3/4" DR 32 mm 12 PT
J5535M	Socket, 3/4" DR 35 mm 12 PT
J5536M	Socket, 3/4" DR 36 mm 12 PT
J5538M	Socket, 3/4" DR 38 mm 12 PT
J5541M	Socket, 3/4" DR 41 mm 12 PT
J5542M	Socket, 3/4" DR 42 mm 12 PT
J5546M	Socket, 3/4" DR 46 mm 12 PT
J5661	Extension, 3/4" DR 8"
J5663	Extension, 3/4" DR 16"
J5649	Ratchet, Classic Pear Head 3/4" DR 20"
J5668	Handle, Hinge 1/4" DR 5-3/4"
J5695R	Set Box, 7-15/16"

Weight (lbs): 39.60



12

MM



3/4" DRIVE 13 PIECE COMBINATION SOCKET SETS - 12 POINT

Product #: **J55100A**

12

INCH



Contents	Description
J5528	Socket, 3/4" DR 7/8" 12 PT
J5530	Socket, 3/4" DR 15/16" 12 PT
J5532	Socket, 3/4" DR 1" 12 PT
J5534	Socket, 3/4" DR 1-1/16" 12 PT
J5536	Socket, 3/4" DR 1-1/8" 12 PT
J5538	Socket, 3/4" DR 1-3/16" 12 PT
J5540	Socket, 3/4" DR 1-1/4" 12 PT
J5542	Socket, 3/4" DR 1-5/16" 12 PT
J5544	Socket, 3/4" DR 1-3/8" 12 PT
J5546	Socket, 3/4" DR 1-7/16" 12 PT
J5548	Socket, 3/4" DR 1-1/2" 12 PT
J5661	Extension, 3/4" DR 8"
J5649	Ratchet, Classic Pear Head 3/4" DR 20"
J5694R	Set Box, 6-1/2"

Weight (lbs): 27.97



3/4" DRIVE 11 PIECE DEEP SOCKET SET - 6 POINT

Product #: **J55108**

6

INCH



Contents	Description
J5528HL	Socket, Deep 3/4" DR 7/8" 6 PT
J5530HL	Socket, Deep 3/4" DR 15/16" 6 PT
J5532HL	Socket, Deep 3/4" DR 1" 6 PT
J5534HL	Socket, Deep 3/4" DR 1-1/16" 6 PT
J5536HL	Socket, Deep 3/4" DR 1-1/8" 6 PT
J5540HL	Socket, Deep 3/4" DR 1-1/4" 6 PT
J5542HL	Socket, Deep 3/4" DR 1-5/16" 6 PT
J5544HL	Socket, Deep 3/4" DR 1-3/8" 6 PT
J5546HL	Socket, Deep 3/4" DR 1-7/16" 6 PT
J5548HL	Socket, Deep 3/4" DR 1-1/2" 6 PT
J5552HL	Socket, Deep 3/4" DR 1-5/8" 6 PT
J5694R	Box, Tool

Weight (lbs): 26.55





1" DRIVE 29 PIECE SOCKET SET - 12 POINT

Product #: **J57104A**

12

INCH



Contents	Description
J5734	Socket, 1" DR 1-1/16" 12 PT
J5736	Socket, 1" DR 1-1/8" 12 PT
J5738	Socket, 1" DR 1-3/16" 12 PT
J5740	Socket, 1" DR 1-1/4" 12 PT
J5742	Socket, 1" DR 1-5/16" 12 PT
J5744	Socket, 1" DR 1-3/8" 12 PT
J5746	Socket, 1" DR 1-7/16" 12 PT
J5748	Socket, 1" DR 1-1/2" 12 PT
J5752	Socket, 1" DR 1-5/8" 12 PT
J5758	Socket, 1" DR 1-13/16" 12 PT
J5760	Socket, 1" DR 1-7/8" 12 PT
J5764	Socket, 1" DR 2" 12 PT
J5770	Socket, 1" DR 2-3/16" 12 PT
J5772	Socket, 1" DR 2-1/4" 12 PT
J5776	Socket, 1" DR 2-3/8" 12 PT
J5780	Socket, 1" DR 2-1/2" 12 PT
J5782	Socket, 1" DR 2-9/16" 12 PT
J5784	Socket, 1" DR 2-5/8" 12 PT
J5788	Socket, 1" DR 2-3/4" 12 PT
J5794	Socket, 1" DR 2-15/16" 12 PT
J5796	Socket, 1" DR 3" 12 PT
J5800	Socket, 1" DR 3-1/8" 12 PT
J5812	Socket, 1" DR 3-1/2" 12 PT
J5861	Extension, 1" DR 8"
J5863	Extension, 1" DR 17"
J5849	Ratchet, Classic Pear Head 1" DR 26"
J5885	Drive Plug, Sliding 1" DR 3"
J5868	Handle, Hinge 1" DR 27"
J5884	Handle, Hinge 3/8" DR 7-7/8"
J5896R	Set Box, 35-3/8"

Weight (lbs): 135.50



1" DRIVE 27 PIECE SOCKET SET - 12 POINT

Product #: **J57102A**

12

INCH



Contents	Description
J5748	Socket, 1" DR 1-1/2" 12 PT
J5752	Socket, 1" DR 1-5/8" 12 PT
J5758	Socket, 1" DR 1-13/16" 12 PT
J5760	Socket, 1" DR 1-7/8" 12 PT
J5764	Socket, 1" DR 2" 12 PT
J5770	Socket, 1" DR 2-3/16" 12 PT
J5772	Socket, 1" DR 2-1/4" 12 PT
J5776	Socket, 1" DR 2-3/8" 12 PT
J5780	Socket, 1" DR 2-1/2" 12 PT
J5782	Socket, 1" DR 2-9/16" 12 PT
J5784	Socket, 1" DR 2-5/8" 12 PT
J5788	Socket, 1" DR 2-3/4" 12 PT
J5794	Socket, 1" DR 2-15/16" 12 PT
J5796	Socket, 1" DR 3" 12 PT
J5800	Socket, 1" DR 3-1/8" 12 PT
J5812	Socket, 1" DR 3-1/2" 12 PT
J5861	Extension, 1" DR 8"
J5863	Extension, 1" DR 17"
J5849	Ratchet, Classic Pear Head 1" DR 26"
J5885	Drive Plug, Sliding 1" DR 3"
J5868	Handle, Hinge 1" DR 27"
J5884	Handle, Hinge 3/8" DR 7-7/8"
J5896R	Set Box, 35-3/8"

Weight (lbs): 129.50



1" DRIVE 17 PIECE SOCKET SET - 12 POINT

Product #: **J57100A**

12

INCH



Contents	Description
J5734	Socket, 1" DR 1-1/16" 12 PT
J5736	Socket, 1" DR 1-1/8" 12 PT
J5738	Socket, 1" DR 1-3/16" 12 PT
J5740	Socket, 1" DR 1-1/4" 12 PT
J5742	Socket, 1" DR 1-5/16" 12 PT
J5744	Socket, 1" DR 1-3/8" 12 PT
J5746	Socket, 1" DR 1-7/16" 12 PT
J5748	Socket, 1" DR 1-1/2" 12 PT
J5752	Socket, 1" DR 1-5/8" 12 PT
J5754	Socket, 1" DR 1-11/16" 12 PT
J5756	Socket, 1" DR 1-3/4" 12 PT
J5758	Socket, 1" DR 1-13/16" 12 PT
J5760	Socket, 1" DR 1-7/8" 12 PT
J5764	Socket, 1" DR 2" 12 PT
J5861	Extension, 1" DR 8"
J5849	Ratchet, Classic Pear Head 1" DR 26"
J5868	Handle, Hinge 1" DR 27"
J5894R	Set Box, 31-13/16"

Weight (lbs): 65.50



FACOM® 1/4" DRIVE 10 PIECE METRIC INSULATED SOCKET SET - 6 POINT


Product #: R.400AVSE


Contents	Description
R.6AVSE	Socket, Insul. VSE 1/4" DR 6 mm 6 PT
R.7AVSE	Socket, Insul. VSE 1/4" DR 7 mm 6 PT
R.8AVSE	Socket, Insul. VSE 1/4" DR 8 mm 6 PT
R.10AVSE	Socket, Insul. VSE 1/4" DR 10 mm 6 PT
R.12AVSE	Socket, Insul. VSE 1/4" DR 12 mm 6 PT
RT.4AVSE	Socket, Hex Bit Insul. VSE 1/4" DR 4 mm 6 PT
RT.5AVSE	Socket, Hex Bit Insul. VSE 1/4" DR 5 mm 6 PT
RT.6AVSE	Socket, Hex Bit Insul. VSE 1/4" DR 6 mm 6 PT
R.210AVSE	Extension, 1/4" DR 1000V VSE 4-9/16"
R.151AVSE	Ratchet, 1/4" DR 1000V VSE 4-7/8"

Weight (lbs): 1.47

FACOM® 3/8" DRIVE 17 PIECE INSULATED SOCKET SET - 12 POINT


Product #: J.401AVSE


Contents	Description
J.8AVSE	Socket, Insul. VSE 3/8" DR 8 mm 12 PT
J.10AVSE	Socket, Insul. VSE 3/8" DR 10 mm 12 PT
J.11AVSE	Socket, Insul. VSE 3/8" DR 11 mm 12 PT
J.12AVSE	Socket, Insul. VSE 3/8" DR 12 mm 12 PT
J.13AVSE	Socket, Insul. VSE 3/8" DR 13 mm 12 PT
J.14AVSE	Socket, Insul. VSE 3/8" DR 14 mm 12 PT
J.15AVSE	Socket, Insul. VSE 3/8" DR 15 mm 12 PT
J.17AVSE	Socket, Insul. VSE 3/8" DR 17 mm 12 PT
J.19AVSE	Socket, Insul. VSE 3/8" DR 19 mm 12 PT
JT.4AVSE	Socket, Hex Bit Insul. VSE 3/8" DR 4 mm
JT.5AVSE	Socket, Hex Bit Insul. VSE 3/8" DR 5 mm
JT.6AVSE	Socket, Hex Bit Insul. VSE 3/8" DR 6 mm
JT.7AVSE	Socket, Hex Bit Insul. VSE 3/8" DR 7 mm
JT.8AVSE	Socket, Hex Bit Insul. VSE 3/8" DR 8 mm
J.210AVSE	Extension, 3/8" DR 1000V VSE 5-29/32"
J.151AVSE	Ratchet, 1000V VSE 3/8" DR 7"
J.121AVSE	T-Handle, 1000V VSE 8" 3/8" DR

Weight (lbs): 4.96

FACOM® 1/2" DRIVE 17 PIECE INSULATED SOCKET SET - 12 POINT


Product #: S.401AVSE


Contents	Description
S.8AVSE	Socket, Insul. VSE 1/2" DR 8 mm 12 PT
S.9AVSE	Socket, Insul. VSE 1/2" DR 9 mm 12 PT
S.10AVSE	Socket, Insul. VSE 1/2" DR 10 mm 12 PT
S.11AVSE	Socket, Insul. VSE 1/2" DR 11 mm 12 PT
S.12AVSE	Socket, Insul. VSE 1/2" DR 12 mm 12 PT
S.13AVSE	Socket, Insul. VSE 1/2" DR 13 mm 12 PT
S.14AVSE	Socket, Insul. VSE 1/2" DR 14 mm 12 PT
S.17AVSE	Socket, Insul. VSE 1/2" DR 17 mm 12 PT
S.19AVSE	Socket, Insul. VSE 1/2" DR 19 mm 12 PT
ST.8AVSE	Socket, Hex Bit Insul. VSE 1/2" DR 8 mm
ST.10AVSE	Socket, Hex Bit Insul. VSE 1/2" DR 10 mm
ST.12AVSE	Socket, Hex Bit Insul. VSE 1/2" DR 12 mm
ST.14AVSE	Socket, Hex Bit Insul. VSE 1/2" DR 14 mm
ST.17AVSE	Socket, Hex Bit Insul. VSE 1/2" DR 17 mm
FT-S.210AVSE	Extension, 1/2" DR 1000V VSE 5-45/64"

Contents	Description
S.151AVSE	Ratchet, 1/2" DR 1000V VSE 10-3/8"
S.121AVSE	T-Handle, 1000V VSE 8-17/64" 1/2" DR

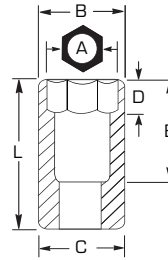
Weight (lbs): 7.56



1/4" DRIVE SOCKETS



- Full polish sockets meet and exceed stringent aerospace specification AS4984A which requires tools to have a thicker nickel-chrome coating for greater corrosion-resistance and durability.
- PROTO® Sockets with TorquePlus™ are ideal for use on stubborn or damaged fasteners, and also on fasteners made from soft materials.



- Radius-corner socket design
- Engages flats for better grip
- Improves the ability to turn worn or rounded fasteners

1/4" DRIVE SOCKETS

INCH	6	6	12	12	Nut End Outside Diameter (in) (B)	Drive End Outside Diameter (in) (C)	Nut Depth (in) (D)	Bolt Clearance Depth (in) (E)	Overall Length (in) (L)	Weight (lbs)
1/8	J4704	J4704B	-	-	1/4	5/32	15/32	11/32	7/8	0.02
5/32	J4705	J4705B	J4705T	J4705TB	17/64	31/64	11/64	11/32	7/8	0.03
3/16	J4706	J4706B	J4706T	J4706TB	5/16	31/64	13/64	11/32	7/8	0.03
7/32	J4707	J4707B	J4707T	J4707TB	11/32	31/64	13/64	11/32	7/8	0.02
1/4	J4708	J4708B*	J4708T	J4708TB	11/32	31/64	7/32	11/32	7/8	0.02
9/32	J4709	J4709B*	J4709T	J4709TB	27/64	31/64	1/4	11/32	7/8	0.02
5/16	J4710	J4710B	J4710T	J4710TB	31/64	31/64	19/64	9/16	7/8	0.03
11/32	J4711	J4711B*	J4711T	J4711TB	33/64	33/64	11/32	17/32	7/8	0.03
3/8	J4712	J4712B*	J4712T	J4712TB	9/16	11/32	17/32	17/32	7/8	0.03
7/16	J4714	J4714B*	J4714T	J4714TB	5/8	5/8	23/64	17/32	7/8	0.05
1/2	J4716	J4716B*	J4716T	J4716TB	11/16	11/16	23/64	17/32	7/8	0.06
9/16	J4718	J4718B	J4718T	J4718TB	47/64	47/64	23/64	9/16	7/8	0.07
5/8	J4720A	J4720AB	-	-	5/8	3/8	7/8	9/16	7/8	0.09

*SAE AS4984A ASME B107.110-2012

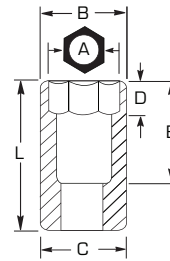
MM	6	12	Nut End Outside Diameter (in) (B)	Drive End Outside Diameter (in) (C)	Nut Depth (in) (D)	Bolt Clearance Depth (in) (E)	Overall Length (in) (L)	Weight (lbs)
4	J4704M	J4704TM	17/64	15/32	11/64	13/32	7/8	0.01
4.5	J47045M	J47045TM	5/16	15/32	11/64	13/32	7/8	0.01
5	J4705M	J4705TM	5/16	15/32	11/64	13/32	7/8	0.02
5.5	J47055M	J47055TM	21/64	15/32	11/64	13/32	7/8	0.02
6	J4706M	J4706TM	3/8	15/32	7/32	13/32	7/8	0.02
7	J4707M	J4707TM	27/64	15/32	1/4	15/32	7/8	0.02
8	J4708M	J4708TM	15/32	15/32	19/64	35/64	7/8	0.04
9	J4709M	J4709TM	33/64	33/64	23/64	35/64	7/8	0.03
10	J4710M	J4710TM	37/64	37/64	23/64	35/64	7/8	0.04
11	J4711M	J4711TM	5/8	5/8	23/64	35/64	7/8	0.05
12	J4712M	J4712TM	21/32	21/32	23/64	35/64	7/8	0.05
13	J4713M	J4713TM	11/16	11/16	23/64	35/64	7/8	0.05
14	J4714M	J4714TM	3/4	3/4	23/64	9/16	7/8	0.06
15	J4715M	J4715TM	51/64	51/64	23/64	9/16	7/8	0.08
16	J4716M	-	7/8	7/8	3/8	9/16	7/8	0.09

ASME B107.110-2012


6 POINT
 8 POINT
 12 POINT
 SPL SPLINE
 HEX
 FULL POLISH
 SATIN
 BLACK OXIDE
 INSULATED

1/4" DRIVE SOCKETS - 8 POINT

- Full polish sockets meet and exceed stringent aerospace specification AS4984A which requires tools to have a thicker nickel-chrome coating for greater corrosion-resistance and durability.
- PROTO® Sockets with TorquePlus™ are ideal for use on stubborn or damaged fasteners, and also on fasteners made from soft materials.



- Radius-corner socket design
- Engages flats for better grip
- Improves the ability to turn worn or rounded fasteners

INCH		Nut End Outside Diameter (in) (B)	Drive End Outside Diameter (in) (C)	Nut Depth (in) (D)	Bolt Clearance Depth (in) (E)	Overall Length (in) (L)	Weight (lbs)
1/4	J4708S	31/64	31/64	1/4	17/32	7/8	0.03
5/16	J4710S	9/16	9/16	1/4	17/32	7/8	0.05
3/8	J4712S	11/16	11/16	1/4	17/32	7/8	0.06


ASME B107.110-2012 

1/4" DRIVE SOCKETS - SPLINE

- Proto® Spline tools are designed to service high tensile strength fasteners used widely on military and commercial aircraft and in heavy machinery applications where vibration is prevalent. They are also used in automotive and industrial areas where high performance torque needs to be achieved.
- Spline sockets help tighten high strength bolts to high torque loads. They help lower the force required to turn standard fasteners by allowing the torque load to be moved away from the corners to help prevent fastener rounding. They also turn fasteners with damaged corners.
- Spline helps reduce foreign object debris (FOD) by having a precise fit between the fastening tool and its fastener.




STANDARD

INCH	Spline Size		Nut End Outside Diameter (in) (B)	Drive End Outside Diameter (in) (C)	Nut Depth (in) (D)	Bolt Clearance Depth (in) (E)	Overall Length (in) (L)	Weight (lbs)
3/16	6	J4706SPL	5/16	7/16	3/16	9/16	59/64	0.02
7/32	7	J4707SPL	11/32	7/16	13/64	9/16	59/64	0.02
1/4	8	J4708SPL	3/8	7/16	1/4	9/16	59/64	0.02
9/32	9	J4709SPL	7/16	7/16	9/32	9/16	59/64	0.02
5/16	10	J4710SPL	29/64	29/64	5/16	9/16	59/64	0.03
3/8	12	J4712SPL	35/64	35/64	11/32	9/16	59/64	0.04
7/16	14	J4714SPL	5/8	5/8	27/64	11/16	1-1/32	0.05



DEEP

INCH	Spline Size		Nut End Outside Diameter (in) (B)	Drive End Outside Diameter (in) (C)	Nut Depth (in) (D)	Bolt Clearance Depth (in) (E)	Overall Length (in) (L)	Weight (lbs)
3/16	6	J4706DPL	5/16	7/16	3/16	1-21/32	2	0.03
7/32	7	J4707DPL	11/32	7/16	13/64	1-21/32	2	0.04
1/4	8	J4708DPL	3/8	7/16	1/4	1-21/32	2	0.04
9/32	9	J4709DPL	7/16	7/16	9/32	1-21/32	2	0.05
5/16	10	J4710DPL	29/64	29/64	5/16	1-21/32	2	0.06
3/8	12	J4712DPL	35/64	35/64	11/32	1-21/32	2	0.08
7/16	14	J4714DPL	5/8	5/8	27/64	1-21/32	2	0.09

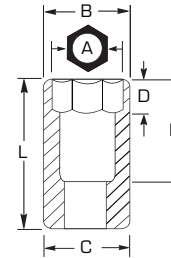




1/4" DRIVE INTERMEDIATE SOCKETS - 12 POINT



- ▶ Radius-corner socket design
- ▶ Engages flats for better grip
- ▶ Improves the ability to turn worn or rounded fasteners



1/4" DRIVE SOCKETS

INCH	12	Nut End Outside Diameter (in) (B)	Drive End Outside Diameter (in) (C)	Nut Depth (in) (D)	Bolt Clearance Depth (in) (E)	Overall Length (in) (L)	Weight (lbs)
3/16	J4706N	19/64	7/16	17/64	29/64	1-15/64	0.02
7/32	J4707N	21/64	7/16	9/32	29/64	1-15/64	0.02
1/4	J4708N	3/8	7/16	19/64	29/64	1-15/64	0.02
9/32	J4709N	27/64	27/64	5/16	29/64	1-15/64	0.02
5/16	J4710N	29/64	29/64	11/32	19/32	1-15/64	0.03
11/32	J4711N	31/64	31/64	3/8	19/32	1-15/64	0.03
3/8	J4712N	35/64	35/64	3/8	19/32	1-15/64	0.04
7/16	J4714N	5/8	5/8	3/4	7/8	1-15/64	0.04
1/2	J4716N	43/64	43/64	3/4	7/8	1-15/64	0.05
9/16	J4718N	47/64	47/64	3/4	7/8	1-15/64	0.06

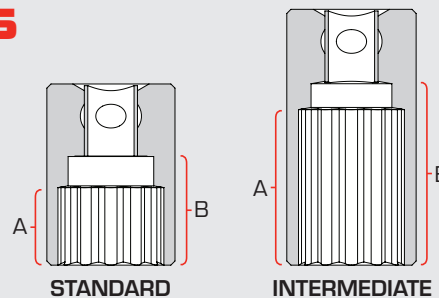
SAE AS954G ASME B107.110-2012

MM	12	Nut End Outside Diameter (in) (B)	Drive End Outside Diameter (in) (C)	Nut Depth (in) (D)	Bolt Clearance Depth (in) (E)	Overall Length (in) (L)	Weight (lbs)
5	J4705MN	5/16	15/32	1/4	25/64	1-17/64	0.03
5.5	J47055MN	11/32	15/32	17/64	25/64	1-17/64	0.03
6	J4706MN	25/64	15/32	9/32	13/32	1-17/64	0.03
7	J4707MN	27/64	15/32	21/64	7/16	1-17/64	0.04
8	J4708MN	15/32	15/32	23/64	17/32	1-17/64	0.04
9	J4709MN	17/32	17/32	13/32	17/32	1-17/64	0.06
10	J4710MN	37/64	37/64	27/64	9/16	1-17/64	0.06
11	J4711MN	5/8	5/8	15/32	19/32	1-17/64	0.07
12	J4712MN	43/64	43/64	33/64	41/64	1-17/64	0.08
13	J4713MN	23/32	23/32	17/32	43/64	1-17/64	0.08
14	J4714MN	3/4	3/4	9/16	23/32	1-17/64	0.09

SAE AS955 ASME B107.110-2012

INTERMEDIATE SOCKETS

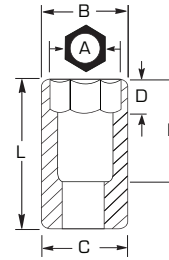
PROTO® intermediate sockets feature increased Nut Depth and Bolt Clearance vs. standard length sockets. This gives PROTO® intermediate sockets versatility in tight spaces.



A - Nut Depth B - Bolt Clearance

1/4" DRIVE DEEP SOCKETS

- ▶ PROTO® Sockets with TorquePlus™ are ideal for use on stubborn or damaged fasteners, and also on fasteners made from soft materials.
- ▶ Full polish sockets meet and exceed stringent aerospace specification AS4984A which requires tools to have a thicker nickel-chrome coating for greater corrosion-resistance and durability.



- ▶ Radius-corner socket design
- ▶ Engages flats for better grip
- ▶ Improves the ability to turn worn or rounded fasteners

INCH	6	6	12	Nut End Outside Diameter (in) (B)	Drive End Outside Diameter (in) (C)	Nut Depth (in) (D)	Bolt Clearance Depth (in) (E)	Overall Length (in) (L)	Weight (lbs)
3/16	J4706L	J4706LB	J4706LT*	5/16	29/64	9/32	1-21/32	2	0.05
7/32	J4707L	J4707LB	J4707LT*	11/32	15/32	3/8	1-21/32	2	0.05
1/4	J4708L	J4708LB	J4708LT*	25/64	15/32	3/8	1-1/2	2	0.05
9/32	J4709L	J4709LB	J4709LT*	7/16	15/32	3/8	1-1/2	2	0.05
5/16	J4710L	J4710LB	J4710LT*	15/32	15/32	3/8	1-1/2	2	0.06
11/32	J4711L	J4711LB	J4711LT*	1/2	1/2	5/8	1-1/2	2	0.06
3/8	J4712L	J4712LB	J4712LT*	9/16	9/16	5/8	1-27/64	2	0.08
7/16	J4714L	J4714LB	J4714LT*	37/64	39/64	5/8	1-27/64	2	0.09
1/2	J4716L	J4716LB	J4716LT*	11/16	11/16	5/8	1-27/64	2	0.13
9/16	J4718L	J4718LB	J4718LT*	3/4	3/4	5/8	1-27/64	2	0.14

*SAE AS954G ASME B107.110-2012

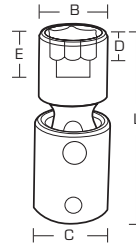
MM	6	12	Nut End Outside Diameter (in) (B)	Drive End Outside Diameter (in) (C)	Nut Depth (in) (D)	Bolt Clearance Depth (in) (E)	Overall Length (in) (L)	Weight (lbs)
4	J4704LM	-	9/32	29/64	13/64	55/64	1-63/64	0.04
5	J4705LM	J4705LTM	5/16	29/64	9/32	55/64	1-63/64	0.04
5.5	J47055LM	J47055LTM	11/32	29/64	9/32	55/64	1-63/64	0.04
6	J4706LM	J4706LTM	3/8	29/64	3/8	55/64	1-63/64	0.04
7	J4707LM	J4707LTM	27/64	29/64	3/8	55/64	1-63/64	0.04
8	J4708LM	J4708LTM	29/64	29/64	13/32	1-5/32	1-63/64	0.06
9	J4709LM	J4709LTM	1/2	1/2	39/64	1-5/32	1-63/64	0.06
10	J4710LM	J4710LTM	9/16	9/16	5/8	1-27/64	1-63/64	0.07
11	J4711LM	J4711LTM	39/64	39/64	5/8	1-27/64	1-63/64	0.09
12	J4712LM	J4712LTM	21/32	21/32	5/8	1-27/64	1-63/64	0.11
13	J4713LM	J4713LTM	11/16	11/16	5/8	1-27/64	1-63/64	0.15
14	J4714LM	J4714LTM	49/64	49/64	5/8	1-27/64	1-63/64	0.15
15	J4715LM	J4715LTM*	53/64	53/64	5/8	1-27/64	2	0.20

*SAE AS955 ASME B107.110-2012



1/4" DRIVE UNIVERSAL SOCKETS

- ▶ PROTO® Sockets with TorquePlus™ are ideal for use on stubborn or damaged fasteners, and also on fasteners made from soft materials.
- ▶ Full polish sockets meet and exceed stringent aerospace specification AS4984A which requires tools to have a thicker nickel-chrome coating for greater corrosion-resistance and durability.



- ▶ Radius-corner socket design
- ▶ Engages flats for better grip
- ▶ Improves the ability to turn worn or rounded fasteners

1/4" DRIVE SOCKETS

INCH	6	12	Nut End Outside Diameter (in) (B)	Drive End Outside Diameter (in) (C)	Nut Depth (in) (D)	Bolt Clearance Depth (in) (E)	Overall Length (in) (L)	Weight (lbs)
7/32	-	J4770TA	11/32	1/2	9/32	3/8	1-1/4	0.05
1/4	J4771A	J4771TA*	3/8	1/2	9/32	3/8	1-1/4	0.05
9/32	-	J4777TA	7/16	1/2	9/32	3/8	1-1/4	0.06
5/16	J4772A	J4772TA*	15/32	1/2	9/32	3/8	1-1/4	0.04
11/32	-	J4778TA	1/2	1/2	9/32	3/8	1-1/4	0.05
3/8	J4773A	J4773TA*	9/16	1/2	9/32	3/8	1-1/4	0.04
7/16	J4774A	J4774TA*	5/8	1/2	9/32	3/8	1-1/4	0.05
1/2	-	J4775TA*	11/16	1/2	9/32	3/8	1-1/4	0.05
9/16	-	J4776TA	3/4	1/2	23/64	29/64	1-21/64	0.07

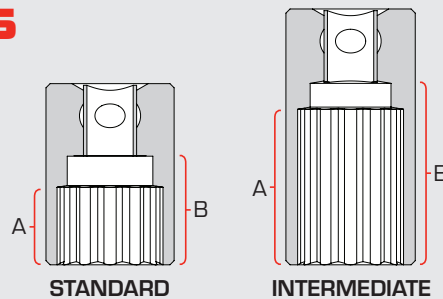
*SAE AS955 ASME B107.110-2012

MM	6	Nut End Outside Diameter (in) (B)	Drive End Outside Diameter (in) (C)	Nut Depth (in) (D)	Bolt Clearance Depth (in) (E)	Overall Length (in) (L)	Weight (lbs)
5	J4805AM	5/16	31/64	9/32	11/32	1-1/4	0.03
5.5	J48055AM	21/64	31/64	9/32	11/32	1-1/4	0.04
6	J4806AM	11/32	31/64	9/32	11/32	1-1/4	0.04
7	J4807AM	13/32	31/64	9/32	11/32	1-1/4	0.04
8	J4808AM	29/64	31/64	9/32	11/32	1-1/4	0.03
9	J4809AM	1/2	31/64	9/32	11/32	1-1/4	0.04
10	J4810AM	35/64	31/64	9/32	11/32	1-1/4	0.04
11	J4811AM	19/32	31/64	9/32	11/32	1-1/4	0.05
12	J4812AM	21/32	31/64	9/32	11/32	1-1/4	0.04
13	J4813AM	45/64	31/64	19/64	11/32	1-1/4	0.05
14	J4814AM	47/64	31/64	23/64	27/64	1-21/64	0.05
15	J4815AM	51/64	31/64	23/64	27/64	1-21/64	0.05

INTERMEDIATE SOCKETS

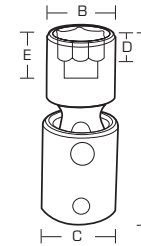
PROTO® intermediate sockets feature increased Nut Depth and Bolt Clearance vs. standard length sockets. This gives PROTO® intermediate sockets versatility in tight spaces.

A - Nut Depth B - Bolt Clearance



1/4" DRIVE INTERMEDIATE UNIVERSAL SOCKETS

- Full polish sockets meet and exceed stringent aerospace specification AS4984A which requires tools to have a thicker nickel-chrome coating for greater corrosion-resistance and durability.
- 12-Point sockets are ideal for use on stubborn or damaged fasteners.
- Intermediate lengths give additional reach without limiting accessibility in tight spaces.



- Radius-corner socket design
- Engages flats for better grip
- Improves the ability to turn worn or rounded fasteners

INCH	⑫	Nut End Outside Diameter (in) (B)	Drive End Outside Diameter (in) (C)	Nut Depth (in) (D)	Bolt Clearance Depth (in) (E)	Overall Length (in) (L)	Weight (lbs)
7/32	J4770AS	21/64	1/2	7/32	13/32	1-17/64	0.03
1/4	J4771AS	3/8	1/2	7/32	13/32	1-17/64	0.03
5/16	J4772AS	29/64	1/2	17/64	17/32	1-25/64	0.04
3/8	J4773AS	17/32	1/2	17/64	29/64	1-25/64	0.05
7/16	J4774AS	39/64	1/2	11/32	9/16	1-29/64	0.06
1/2	J4775AS	43/64	1/2	3/8	9/16	1-29/64	0.09
9/16	J4776AS	47/64	1/2	31/64	37/64	1-37/64	0.07
9/32	J4777AS	27/64	1/2	1/2	17/32	1-37/64	0.04
11/32	J4778AS	31/64	1/2	1/2	29/64	1-37/64	0.04

SAE AS954G ASME B107.100-2010 

MM	⑫	Nut End Outside Diameter (in) (B)	Drive End Outside Diameter (in) (C)	Nut Depth (in) (D)	Bolt Clearance Depth (in) (E)	Overall Length (in) (L)	Weight (lbs)
5.5	J4805MAS	11/32	1/2	5/32	13/32	1-9/32	0.03
5	J4805MAS	5/16	1/2	11/64	13/32	1-9/32	0.03
6	J4806MAS	3/8	1/2	13/64	13/32	1-9/32	0.03
7	J4807MAS	27/64	1/2	7/32	33/64	1-3/8	0.04
8	J4808MAS	15/32	1/2	1/4	33/64	1-3/8	0.04
9	J4809MAS	33/64	1/2	17/64	33/64	1-3/8	0.05
10	J4810MAS	37/64	1/2	17/64	35/64	1-29/64	0.04
11	J4811MAS	43/64	1/2	11/32	39/64	1-29/64	0.06
12	J4812MAS	11/16	1/2	11/32	21/32	1-37/64	0.09
13	J4813MAS	45/64	1/2	11/32	11/16	1-37/64	0.09
14	J4814MAS	47/64	1/2	23/64	47/64	1-37/64	0.07

SAE AS955 ASME B107.110-2012 



1/4" DRIVE BIT SOCKETS

- Bit holders have a hex opening to hold the bit, allowing the bit holder to take the full load of torque.



J4743



J4737



J4739-10W

	Size	Product #	Tip Thickness (in)	Bit Length (in)	Overall Length (in)	Weight (lbs)
Slotted	1/4"	J4743	3/64	-	1-3/16	0.05
	3/16"	J4744	1/32	-	1-53/64	0.05
	1/4"	J4745	3/64	-	1-53/64	0.06
Phillips	#1	J4737	-	-	1-13/64	0.04
	#2	J4738	-	-	1-13/64	0.05
Torx®	T10	J4739-10W	-	5/8	1-1/2	0.06
	T15	J4739-15W	-	5/8	1-1/2	0.05
	T20	J4739-20W	-	5/8	1-1/2	0.05
	T25	J4739-25W	-	5/8	1-1/2	0.05
	T27	J4739-27W	-	5/8	1-1/2	0.06
	T30	J4739-30W	-	7/8	1-3/4	0.05



1/4" DRIVE BALL END HEX BIT SOCKETS

- Full polish sockets meet and exceed stringent aerospace specification AS4984A which requires tools to have a thicker nickel-chrome coating for greater corrosion-resistance and durability.



INCH	HEX	Overall Length (in)	Weight (lbs)
1/4	J47701/4B	1-1/2	0.05
1/8	J47701/8B	1-1/2	0.05
3/16	J47703/16B	1-1/2	0.05
3/32	J47703/32B	1-1/2	0.05
5/32	J47705/32B	1-1/2	0.05
7/32	J47707/32B	1-1/2	0.05
7/64	J47707/64B	1-1/2	0.05
9/64	J47709/64B	1-1/2	0.05



1/4" DRIVE HEX BIT SOCKETS

INCH	HEX	Bit Length (in)	Overall Length (in)	Weight (lbs)
1/16	J47701/16	1	1-7/8	0.05
5/64	J47705/64	1	1-7/8	0.05
3/32	J47703/32	1	1-7/8	0.05
7/64	J47707/64	1	1-7/8	0.06
1/8	J47701/8	1	1-7/8	0.05
9/64	J47709/64	1	1-7/8	0.05
5/32	J47705/32	1	1-7/8	0.05
3/16	J47703/16	1	1-7/8	0.05
7/32	J47707/32	1	1-7/8	0.05
1/4	J47701/4	1	1-7/8	0.06
5/16	J47705/16	1	1-7/8	0.06



MM	HEX	Bit Length (in)	Overall Length (in)	Weight (lbs)	Repair Kit Part #
2	J4770-2M	1	1-7/8	0.04	-
2.5	J4770-2.5M	1	1-7/8	0.05	J4770-2.5MRKA
3	J4770-3M	1	1-7/8	0.05	J4770-3MRKA
4	J4770-4M	1	1-7/8	0.05	J4770-4MRKA
5	J4770-5M	1	1-7/8	0.05	-
6	J4770-6M	1	1-7/8	0.05	-



- Bit holders have a hex opening to hold the bit allowing the bit holder to take the full load of torque.
- Made of heat-treated alloy steel.
- Polished chrome finish on socket.



1/4" DRIVE BIT SOCKETS

1/4" DRIVE ADVANCED HEX BIT SOCKETS

- ▶ Rounded Bolt Removal Technology (RBRT™) designed to prevent the rounding of hex fasteners.
- ▶ Anti-slip dual-directional hex driver is effective at removing compromised hex fasteners.
- ▶ S2 tool steel bits are precision machined for use on standard or compromised hex fasteners.
- ▶ Bi-directional: works for both loosening and tightening hex fasteners.
- ▶ Meets or exceeds ANSI specifications.



J4770R-9/64



J4770R-4M

INCH	HEX	Bit Length (in)	Overall Length (in)	Drive End Outside Dia (in)	Weight (lbs)
1/16	J4770R-1/16	1-31/32	2-3/4	15/32	0.05
5/64	J4770R-5/64	1-31/32	2-3/4	15/32	0.05
3/32	J4770R-3/32	1-31/32	2-3/4	15/32	0.05
7/64	J4770R-7/64	1-31/32	2-3/4	15/32	0.05
1/8	J4770R-1/8	1-31/32	2-3/4	15/32	0.05
9/64	J4770R-9/64	1-31/32	2-3/4	15/32	0.06
5/32	J4770R-5/32	1-31/32	2-3/4	15/32	0.06
3/16	J4770R-3/16	1-31/32	2-3/4	15/32	0.06
7/32	J4770R-7/32	1-31/32	2-3/4	15/32	0.06
1/4	J4770R-1/4	1-31/32	2-3/4	15/32	0.06
5/16	J4770R-5/16	1-31/32	2-3/4	45/64	0.10



MM	HEX	Bit Length (in)	Overall Length (in)	Drive End Outside Dia (in)	Weight (lbs)
1.5	J4770R-1.5M	1-31/32	2-3/4	15/32	0.05
2	J4770R-2M	1-31/32	2-3/4	15/32	0.05
2.5	J4770R-2.5M	1-31/32	2-3/4	15/32	0.05
3	J4770R-3M	1-31/32	2-3/4	15/32	0.05
4	J4770R-4M	1-31/32	2-3/4	15/32	0.06
5	J4770R-5M	1-31/32	2-3/4	15/32	0.06
6	J4770R-6M	1-31/32	2-3/4	15/32	0.06
7	J4770R-7M	1-31/32	2-3/4	15/32	0.06





3/8" DRIVE SOCKETS

- ▶ Proto® Sockets are ideal for use on stubborn or damaged fasteners, and also on fasteners made from soft materials.
- ▶ Full polish sockets meet and exceed stringent aerospace specification AS4984A which requires tools to have a thicker nickel-chrome coating for greater corrosion-resistance and durability.



- ▶ Radius-corner socket design
- ▶ Engages flats for better grip
- ▶ Improves the ability to turn worn or rounded fasteners

INCH	6	12	12	Nut End Outside Diameter (in) (B)	Drive End Outside Diameter (in) (C)	Nut Depth (in) (D)	Bolt Clearance Depth (in) (E)	Overall Length (in) (L)	Weight (lbs)
3/16	J5206H	-	-	5/16	43/64	23/64	21/32	1-3/32	0.07
1/4	J5208H	J5208	J5208B	25/64	43/64	23/64	21/32	1-3/32	0.05
9/32	J5209H	J5209	-	27/64	43/64	21/32	21/32	1-3/32	0.05
5/16	J5210H	J5210	J5210B	15/32	43/64	23/64	21/32	1-3/32	0.05
11/32	J5211H	J5211	J5211B	1/2	43/64	23/64	21/32	1-3/32	0.05
3/8	J5212H	J5212	J5212B	35/64	43/64	23/64	21/32	1-3/32	0.06
7/16	J5214H	J5214	J5214B	41/64	43/64	23/64	21/32	1-3/32	0.06
1/2	J5216H	J5216	J5216B	47/64	47/64	23/64	21/64	1-1/8	0.08
17/32	-	J5217	-	49/64	49/64	23/64	11/16	1-1/8	0.08
9/16	J5218H	J5218	J5218B	13/16	13/16	1/2	11/16	1-1/8	0.09
19/32	-	J5219	-	33/64	27/32	1/2	11/16	1-1/8	0.09
5/8	J5220H	J5220	J5220B	7/8	7/8	33/64	11/16	1-1/8	0.10
11/16	J5222H	J5222	J5222B	61/64	61/64	17/32	11/16	1-1/8	0.13
3/4	J5224H	J5224	J5224B	1-1/32	1-1/32	39/64	3/4	1-3/16	0.15
25/32	-	J5225	-	1-1/16	1-1/16	39/64	3/4	1-3/16	0.16
13/16	J5226H	J5226	J5226B	1-3/32	1-3/32	39/64	3/4	1-3/16	0.17
7/8	J5228H	J5228	J5228B	1-3/16	1-3/16	41/64	7/8	1-5/16	0.24
15/16	J5230H	J5230	J5230B	1-1/4	1-1/4	49/64	7/8	1-5/16	0.25
1	J5232H	J5232	J5232B	1-5/16	1-5/16	13/16	59/64	1-3/8	0.27

ASME B107.110-2012


MM	6	12	Nut End Outside Diameter (in) (B)	Drive End Outside Diameter (in) (C)	Nut Depth (in) (D)	Bolt Clearance Depth (in) (E)	Overall Length (in) (L)	Weight (lbs)
5.5	J52055MH	-	23/64	43/64	1/4	21/32	1-3/32	0.04
6	J5206MH	J5206M	25/64	43/64	1/4	45/64	1-3/32	0.05
7	J5207MH	J5207M	27/64	43/64	1/4	45/64	1-3/32	0.05
8	J5208MH	J5208M	15/32	43/64	1/4	45/64	1-3/32	0.06
9	J5209MH	J5209M	33/64	43/64	9/32	45/64	1-3/32	0.05
10	J5210MH	J5210M	19/32	43/64	5/16	45/64	1-3/32	0.06
11	J5211MH	J5211M	41/64	43/64	21/64	45/64	1-3/32	0.07
12	J5212MH	J5212M	45/64	45/64	9/32	1/2	1-1/8	0.05
13	J5213MH	J5213M	47/64	47/64	9/32	1/2	1-1/8	0.07
14	J5214MH	J5214M	25/32	25/32	15/32	7/16	1-1/8	0.08
15	J5215MH	J5215M	27/32	27/32	17/32	7/16	1-1/8	0.10
16	J5216MH	J5216M	55/64	55/64	17/32	7/16	1-1/8	0.10
17	J5217MH	J5217M	15/16	15/16	17/32	7/16	1-1/8	0.12
18	J5218MH	J5218M	61/64	61/64	17/32	1/2	1-3/16	0.12
19	J5219MH	J5219M	1	1	17/32	1/2	1-3/16	0.14
20	J5220MH	J5220M	1-3/32	1-3/32	5/8	1/2	1-3/16	0.17
21	J5221MH	J5221M	1-3/32	1-3/32	9/16	41/64	1-9/32	0.18
22	J5222MH	J5222M	1-11/64	1-11/64	43/64	5/8	1-5/16	0.22
23	J5223MH	J5223M	1-3/16	1-3/16	47/64	5/8	1-5/16	0.21
24	J5224MH	J5224M	1-1/4	1-1/4	49/64	37/64	1-5/16	0.23
25	J5225MH	J5225M	1-21/64	1-21/64	49/64	5/8	1-3/8	0.29
26	J5226MH	J5226M	1-21/64	1-21/64	49/64	59/64	1-3/8	0.26

ASME B107.110-2012


6 POINT
 8 POINT
 12 POINT
 SPL SPLINE
 HEX
 FULL POLISH
 SATIN
 BLACK OXIDE
 INSULATED

3/8" DRIVE SOCKETS - SPLINE

- Full polish sockets meet and exceed stringent aerospace specification AS4984A which requires tools to have a thicker nickel-chrome coating for greater corrosion-resistance and durability.




STANDARD

INCH	Spline Size		Nut End Outside Diameter (in) (B)	Drive End Outside Diameter (in) (C)	Nut Depth (in) (D)	Bolt Clearance Depth (in) (E)	Overall Length (in) (L)	Weight (lbs)
3/8	12	J5212SPL	9/16	21/32	3/8	11/16	1	0.06
7/16	14	J5214SPL	5/8	11/16	7/16	3/4	1-1/16	0.06
1/2	16	J5216SPL	3/4	23/32	7/16	3/4	1-1/16	0.07
9/16	18	J5218SPL	13/16	13/16	15/32	3/4	1-1/16	0.01
5/8	20	J5220SPL	7/8	7/8	17/32	7/8	1-3/16	0.13



DEEP

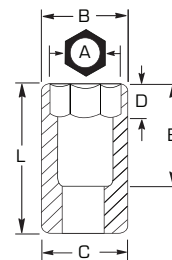
INCH	Spline Size		Nut End Outside Diameter (in) (B)	Drive End Outside Diameter (in) (C)	Nut Depth (in) (D)	Bolt Clearance Depth (in) (E)	Overall Length (in) (L)	Weight (lbs)
3/8	12	J5012DPL	9/16	21/32	3/8	1-5/8	2-1/8	0.08
7/16	14	J5014DPL	5/8	11/16	7/16	1-5/8	2-1/8	0.10
1/2	16	J5016DPL	3/4	23/32	7/16	1-5/8	2-1/8	0.12
9/16	18	J5018DPL	13/16	13/16	15/32	1-7/8	2-3/8	0.19
5/8	20	J5020DPL	7/8	7/8	17/32	1-7/8	2-3/8	0.22





3/8" DRIVE INTERMEDIATE SOCKETS - 12 POINT

- ▶ Full polish sockets meet and exceed stringent aerospace specification AS4984A which requires tools to have a thicker nickel-chrome coating for greater corrosion-resistance and durability.
- ▶ 12-Point sockets are ideal for use on stubborn or damaged fasteners.
- ▶ Intermediate lengths give additional reach without limiting accessibility in tight spaces.



INCH	12	Nut End Outside Diameter (in) (B)	Drive End Outside Diameter (in) (C)	Nut Depth (in) (D)	Bolt Clearance Depth (in) (E)	Overall Length (in) (L)	Weight (lbs)
1/4	J5208N	25/64	11/16	5/16	11/16	1-15/64	0.05
9/32	J5209N	27/64	11/16	5/16	11/16	1-15/64	0.06
5/16	J5210N	29/64	11/16	11/32	11/16	1-15/64	0.06
11/32	J5211N	31/64	11/16	3/8	11/16	1-15/64	0.06
3/8	J5212N	35/64	11/16	3/8	11/16	1-15/64	0.06
7/16	J5214N	21/32	11/16	7/16	11/16	1-15/64	0.08
1/2	J5216N	23/32	23/32	1/2	11/16	1-15/64	0.09
9/16	J5218N	51/64	51/64	9/16	7/8	1-47/64	0.13
5/8	J5220N	7/8	7/8	5/8	1	1-47/64	0.14
11/16	J5222N	61/64	61/64	11/16	1	1-47/64	0.17
3/4	J5224N	1-1/64	1-1/64	11/16	1	1-47/64	0.20
13/16	J5226N	1-1/8	1-1/8	3/4	1	1-47/64	0.24
7/8	J5228N	1-3/16	1-25/32	25/32	1-5/32	1-47/64	0.28
15/16	J5230N	1-15/64	1-15/64	1-5/32	1-3/16	1-47/64	0.28
1	J5232N	1/19/64	1-19/64	1-3/16	1-15/64	1-47/64	0.29

SAE AS954G ASME B107.110-2012

MM	12	Nut End Outside Diameter (in) (B)	Drive End Outside Diameter (in) (C)	Nut Depth (in) (D)	Bolt Clearance Depth (in) (E)	Overall Length (in) (L)	Weight (lbs)
6	J5206MN	25/64	43/64	21/64	13/32	1-17/64	0.06
7	J5207MN	7/16	43/64	21/64	7/16	1-17/64	0.06
8	J5208MN	15/32	43/64	21/64	15/32	1-17/64	0.07
9	J5209MN	33/64	43/64	3/8	33/64	1-17/64	0.06
10	J5210MN	19/32	43/64	27/64	9/16	1-33/64	0.09
11	J5211MN	21/32	43/64	15/32	19/32	1-33/64	0.09
12	J5212MN	45/64	45/64	33/64	41/64	1-33/64	0.10
13	J5213MN	47/64	47/64	17/32	43/64	1-25/32	0.14
14	J5214MN	25/32	25/32	37/64	23/32	1-25/32	0.16
15	J5215MN	27/32	27/32	39/64	3/4	1-25/32	0.17
16	J5216MN	9/16	9/16	41/64	51/64	1-25/32	0.19
17	J5217MN	15/16	15/16	21/32	53/64	1-25/32	0.22
18	J5218MN	61/64	61/64	45/64	7/8	1-25/32	0.22
19	J5219MN	1-1/32	1-1/32	47/64	29/32	1-25/32	0.24
20	J5220MN	1.085	1.085	0.776	1.009	1-25/32	0.28
21	J5221MN	1.085	1.085	0.815	1.029	1-25/32	0.26
22	J5222MN	1.175	1.175	0.835	1.127	1-25/32	0.31
23	J5223MN	1-3/16	1-3/16	7/8	1-9/64	1-25/32	0.28
24	J5224MN	1-1/4	1-1/4	29/32	1-3/16	1-25/32	0.32
25	J5225MN	1-19/64	1-19/64	61/64	1-7/32	1-25/32	0.32

SAE AS955 ASME B107.110-2012

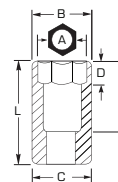


3/8" DRIVE DEEP SOCKETS

- ▶ Proto® Sockets are ideal for use on stubborn or damaged fasteners, and also on fasteners made from soft materials.
- ▶ Full polish sockets meet and exceed stringent aerospace specification AS4984A which requires tools to have a thicker nickel-chrome coating for greater corrosion-resistance and durability.



- ▶ Radius-corner socket design
- ▶ Engages flats for better grip
- ▶ Improves the ability to turn worn or rounded fasteners



INCH	6	12	12	Nut End Outside Diameter (in) (B)	Drive End Outside Diameter (in) (C)	Nut Depth (in) (D)	Bolt Clearance Depth (in) (E)	Overall Length (in) (L)	Weight (lbs)
1/4	J5008H	J5008*	-	13/32	21/32	5/16	1-11/16	2-1/8	0.10
5/16	J5010H	J5010*	-	15/32	21/32	13/32	1-11/16	2-1/8	0.10
11/32	J5011H	J5011*	-	1/2	21/32	25/64	1-11/16	2-1/8	0.09
3/8	J5012H	J5012*	J5012B*	35/64	21/32	13/32	1-11/16	2-1/8	0.10
7/16	J5014H	J5014*	J5014B*	21/32	21/32	7/16	1-11/16	2-1/8	0.12
1/2	J5016H	J5016*	J5016B*	23/32	23/32	33/64	1-11/16	2-1/8	0.14
9/16	J5018H	J5018*	J5018B*	51/64	51/64	19/32	1-11/16	2-1/8	0.18
5/8	J5020H	J5020*	J5020B*	7/8	7/8	43/64	2-5/16	2-3/4	0.24
11/16	J5022H	J5022*	J5022B*	15/16	15/16	43/64	2-5/16	2-3/4	0.30
3/4	J5024H	J5024*	J5024B*	1-1/64	1-1/64	43/64	2-5/16	2-3/4	0.33
13/16	J5026H	J5026*	J5026B*	1-5/64	1-5/64	43/64	2-5/16	2-3/4	0.36
7/8	J5028H	J5028*	J5028B*	1-15/64	1-15/64	1-3/16	2-5/16	2-3/4	0.43
15/16	J5030H	J5030*	J5030B*	1-15/64	1-15/64	1-3/16	2-5/16	2-3/4	0.46
1	J5032H	J5032*	J5032B*	1-5/16	1-5/16	1-3/16	2-5/16	2-3/4	0.54

*SAE AS954G ASME B107.110-2012

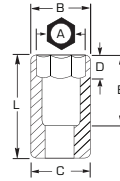
MM	6	12	Nut End Outside Diameter (in) (B)	Drive End Outside Diameter (in) (C)	Nut Depth (in) (D)	Bolt Clearance Depth (in) (E)	Overall Length (in) (L)	Weight (lbs)
6	J5006MH	J5006M*	25/64	21/32	5/16	1-11/16	2-1/8	0.10
7	J5007MH	J5007M*	27/64	21/32	5/16	1-11/16	2-1/8	0.09
8	J5008MH	J5008M*	15/32	21/32	5/16	1-15/16	2-1/8	0.10
9	J5009MH	J5009M*	33/64	21/32	25/64	1-11/16	2-1/8	0.10
10	J5010MH	J5010M*	37/64	21/32	25/64	1-11/16	2-1/8	0.11
11	J5011MH	J5011M*	21/32	21/32	7/16	1-11/16	2-1/8	0.12
12	J5012MH	J5012M*	45/64	45/64	33/64	1-1/2	2-1/8	0.14
13	J5013MH	J5013M*	23/32	23/32	33/64	1-1/2	2-1/8	0.15
14	J5014MH	J5014M*	25/32	25/32	19/32	1-1/2	2-1/8	0.16
15	J5015MH	J5015M*	55/64	55/64	21/32	2-5/16	2-3/4	0.24
16	J5016MH	J5016M*	55/64	55/64	21/32	2-5/16	2-3/4	0.24
17	J5017MH	J5017M*	15/16	15/16	21/32	2-5/16	2-3/4	0.28
18	J5018MH	J5018M*	15/16	15/16	21/32	2-5/16	2-3/4	0.28
19	J5019MH	J5019M*	1-1/64	1-1/64	11/16	2-5/16	2-3/4	0.33
20	J5020MH	J5020M*	1-5/64	1-5/64	11/16	2-5/16	2-3/4	0.35
21	J5021MH	J5021M*	1-5/64	1-5/64	11/16	2-5/16	2-3/4	0.35
22	J5022MH	J5022M*	1-11/64	1-11/64	11/16	2-5/16	2-3/4	0.46
23	J5023MH	J5023M*	1-15/64	1-15/64	1-3/16	2-5/16	2-3/4	0.55
24	J5024MH	-	1-9/32	1-9/32	1-3/16	2-5/16	2-3/4	0.56
25	J5025MH	-	1-9/32	1-9/32	1-3/16	2-5/16	2-3/4	0.56
26	J5026MH	J5026M*	1-9/32	1-9/32	1-3/16	2-5/16	2-3/4	0.65

*SAE AS955 ASME B107.110-2012




3/8" DRIVE SUPER SHORT SOCKETS - 6 POINT

- › Proto 6 Point Sockets can be used on stubborn hex bolts or bolts made from softer materials.
- › Contact stresses are dispersed over a larger area.
- › Risk of rounding the fastener is reduced.
- › Enables users to turn worn, rounded fasteners.



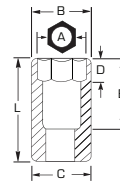
- › Radius-corner socket design
- › Engages flats for better grip
- › Improves the ability to turn worn or rounded fasteners

INCH		Nut End Outside Diameter (in) (B)	Drive End Outside Diameter (in) (C)	Nut Depth (in) (D)	Bolt Clearance Depth (in) (E)	Overall Length (in) (L)	Weight (lbs)
3/16	J5206HS	21/64	43/64	3/16	19/64	3/4	0.04
1/4	J5208HS	25/64	43/64	11/64	19/64	3/4	0.03
5/16	J5210HS	15/32	43/64	9/64	21/64	49/64	0.03
3/8	J5212HS	35/64	43/64	11/64	21/64	51/64	0.04
7/16	J5214HS	39/64	43/64	7/32	7/16	7/8	0.04
1/2	J5216HS	47/64	47/64	17/64	13/32	7/8	0.05
9/16	J5218HS	51/64	51/64	3/8	29/64	57/64	0.17
5/8	J5220HS	55/64	55/64	27/64	33/64	15/16	0.09
11/16	J5222HS	15/16	15/16	15/32	1/2	15/16	0.09
3/4	J5224HS	1	29/32	27/64	1/2	1-1/64	0.11




3/8" DRIVE SOCKETS - 8 POINT

- › For square fasteners.



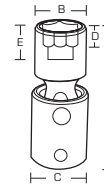
- › Radius-corner socket design
- › Engages flats for better grip
- › Improves the ability to turn worn or rounded fasteners

INCH		Nut End Outside Diameter (in) (B)	Drive End Outside Diameter (in) (C)	Nut Depth (in) (D)	Bolt Clearance Depth (in) (E)	Overall Length (in) (L)	Weight (lbs)
1/4	J5208S	35/34	5/8	1/4	39/64	1-5/64	0.04
5/16	J5210S	9/16	5/8	1/4	39/64	1-5/64	0.05
3/8	J5212S	11/16	11/16	1/4	39/64	1-5/64	0.07
7/16	J5214S	3/4	3/4	17/64	39/64	1-5/64	0.08
1/2	J5216S	7/8	7/8	5/16	21/32	1-1/8	0.12



3/8" DRIVE UNIVERSAL SOCKETS

- ▶ PROTO® Sockets with TorquePlus™ are ideal for use on stubborn or damaged fasteners, and also on fasteners made from soft materials.
- ▶ Full polish sockets meet and exceed stringent aerospace specification AS4984A which requires tools to have a thicker nickel-chrome coating for greater corrosion-resistance and durability.



- ▶ Radius-corner socket design
- ▶ Engages flats for better grip
- ▶ Improves the ability to turn worn or rounded fasteners

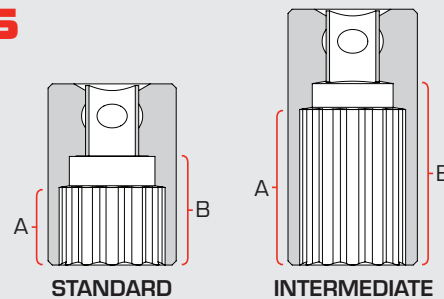
INCH	6	12	Nut End Outside Diameter (in) (B)	Drive End Outside Diameter (in) (C)	Nut Depth (in) (D)	Bolt Clearance Depth (in) (E)	Overall Length (in) (L)	Weight (lbs)
5/16	J5272HA	J5272A	15/32	3/4	9/32	9/32	1-3/4	0.12
3/8	J5273HA	J5273A	35/64	3/4	9/32	9/32	1-3/4	0.12
7/16	J5274HA	J5274A	41/64	3/4	5/16	5/16	1-25/32	0.12
1/2	J5275HA	J5275A	23/32	3/4	5/16	5/16	1-25/32	0.12
9/16	J5276HA	J5276A	25/32	3/4	3/8	3/8	1-7/8	0.13
5/8	J5277HA	J5277A	7/8	3/4	3/8	3/8	1-7/8	0.14
11/16	J5278HA	J5278A	31/32	3/4	13/32	15/32	1-31/32	0.15
3/4	J5279HA	J5279A	1	3/4	13/32	15/32	2	0.16
13/16	-	J5280A	1-3/32	25/32	13/32	9/16	1-7/8	0.27
7/8	-	J5281A	1-3/16	25/32	17/32	5/8	1-61/64	0.31
15/16	-	J5282A	1-1/4	25/32	17/32	5/8	1-61/64	0.35
1	-	J5283A	1-11/32	25/32	9/16	45/64	2	0.39

ASME B107.110-2012

MM	6	12	Nut End Outside Diameter (in) (B)	Drive End Outside Diameter (in) (C)	Nut Depth (in) (D)	Bolt Clearance Depth (in) (E)	Overall Length (in) (L)	Weight (lbs)
7	J5270HAM	-	27/64	23/32	5/16	7/16	1-49/64	0.11
8	J5271HAM	-	29/64	23/32	5/16	7/16	1-49/64	0.04
9	-	J5272AM	33/64	23/32	5/16	25/64	1-3/4	0.10
10	J5273HAM	J5273AM	35/64	23/32	11/32	25/64	1-3/4	0.10
11	J5274HAM	J5274AM	19/32	23/32	11/32	25/64	1-3/4	0.12
12	J5275HAM	J5275AM	21/32	23/32	11/32	1/2	1-3/4	0.10
13	J5276HAM	J5276AM	23/32	23/32	11/32	1/2	1-3/4	0.11
14	J5277HAM	J5277AM	25/32	23/32	3/8	33/64	1-7/8	0.13
15	J5278HAM	J5278AM	13/16	23/32	3/8	41/64	1-7/8	0.12
16	J5279HAM	J5279AM	55/64	23/32	13/32	33/64	1-57/64	0.12
17	J5280HAM	J5280AM	15/16	23/32	7/16	33/64	1-57/64	0.15
18	J5281HAM	J5281AM	63/64	23/32	7/16	33/64	1-57/64	0.16
19	J5282HAM	J5282AM	63/64	23/32	15/32	17/32	1-59/64	0.15

INTERMEDIATE SOCKETS

PROTO® intermediate sockets feature increased Nut Depth and Bolt Clearance vs. standard length sockets. This gives PROTO® intermediate sockets versatility in tight spaces.

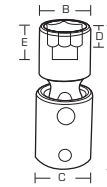


A - Nut Depth B - Bolt Clearance



3/8" DRIVE INTERMEDIATE UNIVERSAL SOCKETS

- Full polish sockets meet and exceed stringent aerospace specification AS4984A which requires tools to have a thicker nickel-chrome coating for greater corrosion-resistance and durability.



INCH	12	Nut End Outside Diameter (in) (B)	Drive End Outside Diameter (in) (C)	Nut Depth (in) (D)	Bolt Clearance Depth (in) (E)	Overall Length (in) (L)	Weight (lbs)
5/16	J5272AS	15/32	3/4	1/4	1/4	1-47/64	0.08
3/8	J5273AS	35/64	3/4	17/64	7/16	2	0.08
7/16	J5274AS	21/32	3/4	11/32	3/8	2-1/8	0.09
1/2	J5275AS	47/64	3/4	35/64	35/64	2-3/16	0.09
9/16	J5276AS	13/16	3/4	9/16	9/16	2-1/4	0.10
5/8	J5277AS	7/8	3/4	9/16	9/16	2-1/4	0.10
11/16	J5278AS	5/8	3/4	45/64	23/32	2-1/4	0.12
3/4	J5279AS	11/16	3/4	19/32	13/16	2-5/16	0.13
13/16	J5280AS	1-1/8	3/4	21/32	21/32	2-1/4	0.14
7/8	J5281AS	1-3/16	3/4	45/64	45/64	2-1/4	0.15
15/16	J5282AS	1-1/4	3/4	23/32	23/32	2-1/4	0.17
1	J5283AS	1-5/16	3/4	47/64	47/64	2-1/4	0.18

SAE AS954G ASME B107.110-2012

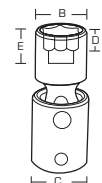
MM	12	Nut End Outside Diameter (in) (B)	Drive End Outside Diameter (in) (C)	Nut Depth (in) (D)	Bolt Clearance Depth (in) (E)	Overall Length (in) (L)	Weight (lbs)
10	J5273MAS	35/64	3/4	9/32	1/2	1-29/32	0.09
11	J5274MAS	39/64	3/4	11/32	1/2	1-29/32	0.09
12	J5275MAS	21/32	3/4	35/64	9/16	2-7/64	0.09
13	J5276MAS	23/32	3/4	35/64	9/16	2-7/64	0.10
14	J5277MAS	3/4	3/4	35/64	37/64	2-7/64	0.65
15	J5278MAS	13/16	3/4	19/32	5/8	2-3/16	0.12
16	J5279MAS	7/8	3/4	19/32	11/16	2-3/16	0.13
17	J5280MAS	61/64	3/4	43/64	47/64	2-19/64	0.14
18	J5281MAS	61/64	3/4	43/64	25/32	2-19/64	0.15
19	J5282MAS	1-1/32	3/4	43/64	53/64	2-19/64	0.17

SAE AS955 ASME B107.110-2012



3/8" DRIVE DEEP UNIVERSAL SOCKETS - 6 POINT

- › Universal sockets permit turning at an angle up to 65° where obstructions may prevent a straight application.
- › Proto® 6 Point Sockets are ideal for use on stubborn or damaged fasteners, and also on fasteners made from soft materials.



INCH	6	Nut End Outside Diameter (in) (B)	Drive End Outside Diameter (in) (C)	Nut Depth (in) (D)	Bolt Clearance Depth (in) (E)	Overall Length (in) (L)	Weight (lbs)
7/16	J5274LHA	5/8	3/4	11/32	7/8	2-3/8	0.16
1/2	J5275LHA	23/32	3/4	11/32	3/4	2-3/8	0.16
9/16	J5276LHA	25/32	3/4	13/32	3/4	2-3/8	0.18
5/8	J5277LHA	7/8	3/4	13/32	3/4	2-3/8	0.19



3/8" DRIVE SPARK PLUG SOCKETS - 6 POINT

- › Chrome finish.
- › With rubber insert.
- › Full polish sockets meet and exceed stringent aerospace specification AS4984A which requires tools to have a thicker nickel-chrome coating for greater corrosion-resistance and durability.

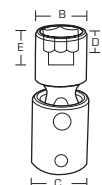
INCH	6	Nut End Outside Diameter (in)	Overall Length (in)	Weight (lbs)
5/8	J5020-50	3/16	2-1/2	0.21
13/16	J5026HPA	19/64	2-3/4	0.35

ASME B107.110-2012 



3/8" DRIVE UNIVERSAL SPARK PLUG SOCKETS - 6 POINT

- › Chrome finish.
- › With rubber insert.



INCH	6	Nut End Outside Diameter (in) (B)	Drive End Outside Diameter (in) (C)	Nut Depth (in) (D)	Overall Length (in) (L)	Weight (lbs)
5/8	J5020-70A	27/32	23/32	5/16	3-19/64	0.26
13/16	J5026-50A	1-1/16	23/32	5/16	3-3/8	0.34





3/8" DRIVE DRAG LINK SOCKET

- › Made of heat-treated alloy steel.
- › Ball detent.

INCH	Product #	Tip Width (in)	Overall Length (in)	Weight (lbs)
11/16	J5244	1/8	1-1/8	0.06



3/8" DRIVE BIT SOCKETS

	Size	Product #	Tip Width (in)	Bit Length (in)	Overall Length (in)	Weight (lbs)
Slotted	1/4"	➤ J5246	1/32	-	1-13/16	0.01
	5/16"	➤ J5240A*	3/64	-	3	0.13
Phillips	#2	➤ J5241	-	-	1-31/32	0.11
	#3	➤ J5242	-	-	1-31/32	0.12
	#4	➤ J5243	-	-	1-31/32	0.12
Torx®	T10	➤ J5239-10W	-	5/8	1-23/32	0.10
	T15	➤ J5239-15W	-	5/8	1-23/32	0.10
	T20	➤ J5239-20W	-	5/8	1-23/32	0.10
	T25	➤ J5239-25W	-	5/8	1-23/32	0.10
	T27	➤ J5239-27W	-	5/8	1-23/32	0.10
	T30	➤ J5239-30W	-	7/8	1-23/32	0.12
	T40	➤ J5239-40W	-	7/8	1-23/32	0.11
	T45	➤ J5239-45W	-	7/8	1-23/32	0.12
	T50	➤ J5239-50W	-	7/8	1-23/32	0.12
	T55	➤ J5239-55W	-	7/8	1-23/32	0.13

*One-piece design



3/8" DRIVE HEX BIT SOCKETS

	INCH	HEX	Bit Length (in)	Overall Length (in)	Weight (lbs)
STANDARD	1/8	J49901/8	1-5/8	2-23/32	0.12
	9/64	J49909/64	1-5/8	2-23/32	0.10
	5/32	J49905/32	1-5/8	2-23/32	0.12
	3/16	J49903/16	1-5/8	2-23/32	0.12
	7/32	J49907/32	1-5/8	2-23/32	0.12
	1/4	J49901/4	1-5/8	2-23/32	0.12
	5/16	J49905/16	1-5/8	2-23/32	0.13
	3/8	J49903/8	1-5/8	2-23/32	0.15
SHORT	1/8	J49901/8ST	3/4	1-13/16	0.10
	5/32	J49905/32ST	3/4	1-13/16	0.11
	3/16	J49903/16ST	3/4	1-13/16	0.10
	7/32	J49907/32ST	3/4	1-13/16	0.10
	1/4	J49901/4ST	3/4	1-13/16	0.11
	5/16	J49905/16ST	3/4	1-13/16	0.11
	3/8	J49903/8ST	3/4	1-13/16	0.12
EXTRA LONG	1/8	J49901/8XL	5	6-3/32	0.08
	5/32	J49905/32XL	5	6-3/32	0.12
	3/16	J49903/16XL	5	6-3/32	0.12
	7/32	J49907/32XL	5	6-3/32	0.13
	1/4	J49901/4XL	5	6-3/32	0.17
	5/16	J49905/16XL	5	6-3/32	0.21
	3/8	J49903/8XL	5	6-3/32	0.26
EXTRA LONG BALL END	1/8	J4904BD	5	6-3/32	0.19
	5/32	J4905BD	5	6-3/32	0.17
	3/16	J4906BD	5	6-3/32	0.17
	7/32	J4907BD	5	6-3/32	0.16
	1/4	J4908BD	5	6-3/32	0.17
	5/16	J4910BD	5	6-3/32	0.22
	3/8	J4912BD	5	6-3/32	0.28



	MM	HEX	Bit Length (in)	Overall Length (in)	Weight (lbs)
STANDARD	4	J4990-4M	1-5/8	2-23/32	0.12
	5	J4990-5M	1-5/8	2-23/32	0.12
	6	J4990-6M	1-5/8	2-23/32	0.12
	7	J4990-7M	1-5/8	2-23/32	0.12
	8	J4990-8M	1-5/8	2-23/32	0.13
	9	J4990-9M	1-5/8	2-23/32	0.15
	10	J4990-10M	1-5/8	2-23/32	0.16
SHORT	4	J4990-4MST	11/16	1-25/32	0.08
	5	J4990-5MST	11/16	1-25/32	0.10
	6	J4990-6MST	11/16	1-25/32	0.10
	7	J4990-7MST	11/16	1-25/32	0.11
	8	J4990-8MST	11/16	1-25/32	0.10
	9	J4990-9MST	11/16	1-25/32	0.11
	10	J4990-10MST	11/16	1-25/32	0.12
EXTRA LONG	4	J4990-4MXL	5	6-3/32	0.10
	5	J4990-5MXL	5	6-3/32	0.17
	6	J4990-6MXL	5	6-3/32	0.17
	7	J4990-7MXL	5	6-3/32	0.17
	8	J4990-8MXL	5	6-3/32	0.21
	10	J4990-10MXL	5	6-3/32	0.28



- ▶ Made using a heat-treated alloy for wear resistance, which helps minimize distortion for a long life.
- ▶ Hex opening holds the bit, allowing the bit holder to take the torque load.





3/8" DRIVE ADVANCED HEX BIT SOCKETS

- ▶ Rounded Bolt Removal Technology (RBRT™) designed to prevent the rounding of hex fasteners.
- ▶ Anti-slip dual-directional hex driver is effective at removing compromised hex fasteners.
- ▶ S2 tool steel bits are precision machined for use on standard or compromised hex fasteners.
- ▶ Bi-directional: works for both loosening and tightening hex fasteners.
- ▶ Meets or exceeds ANSI specifications.



J4990R-1/4



J4990R-8M

3/8" DRIVE HEX BIT SOCKETS

INCH	HEX	Bit Length (in)	Overall Length (in)	Drive End Outside Dia (in)	Weight (lbs)
1/8	J4990R-1/8	1-47/64	2-3/4	45/64	0.12
5/32	J4990R-5/32	1-47/64	2-3/4	45/64	0.12
3/16	J4990R-3/16	1-47/64	2-3/4	45/64	0.12
7/32	J4990R-7/32	1-47/64	2-3/4	45/64	0.12
1/4	J4990R-1/4	1-47/64	2-3/4	45/64	0.12
5/16	J4990R-5/16	1-47/64	2-3/4	45/64	0.14
3/8	J4990R-3/8	1-47/64	2-3/4	45/64	0.14



MM	HEX	Bit Length (in)	Overall Length (in)	Drive End Outside Dia (in)	Weight (lbs)
4	J4990R-4M	1-47/64	2-3/4	45/64	0.12
5	J4990R-5M	1-47/64	2-3/4	45/64	0.12
6	J4990R-6M	1-47/64	2-3/4	45/64	0.12
7	J4990R-7M	1-47/64	2-3/4	45/64	0.12
8	J4990R-8M	1-47/64	2-3/4	45/64	0.14
9	J4990R-9M	1-47/64	2-3/4	45/64	0.14
10	J4990R-10M	1-47/64	2-3/4	45/64	0.16



1/2" DRIVE SOCKETS

- ▶ PROTO® Sockets with TorquePlus™ are ideal for use on stubborn or damaged fasteners, and also on fasteners made from soft materials.
- ▶ Full polish sockets meet and exceed stringent aerospace specification AS4984A which requires tools to have a thicker nickel-chrome coating for greater corrosion-resistance and durability.



- ▶ Radius-corner socket design
- ▶ Engages flats for better grip
- ▶ Improves the ability to turn worn or rounded fasteners



INCH	6	12	12	Nut End Outside Diameter (in) (B)	Drive End Outside Diameter (in) (C)	Nut Depth (in) (D)	Bolt Clearance Depth (in) (E)	Overall Length (in) (L)	Weight (lbs)
1/4	J5408H	J5408T	-	1/4	23/32	23/64	23/32	1-34/64	0.11
5/16	J5410H**	J5410**	-	17/32	55/64	23/64	23/32	1-34/64	0.11
3/8	J5412H	J5412	J5412B*	9/16	55/64	23/64	7/8	1-31/64	0.11
7/16	J5414H	J5414	J5414B*	43/64	55/64	23/64	7/8	1-31/64	0.11
1/2	J5416H	J5416	J5416B*	47/64	55/64	23/64	7/8	1-31/64	0.11
17/32	-	J5417	-	7/8	55/64	23/64	23/32	1-31/64	0.12
9/16	J5418H	J5418	J5418B*	13/16	55/64	23/64	51/64	1-1/2	0.13
19/32	J5419H**	J5419**	-	7/8	55/64	9/16	21/32	1-1/2	0.13
5/8	J5420H	J5420	J5420B*	7/8	7/8	9/16	21/32	1-1/2	0.14
21/32	J5421H**	J5421**	-	61/64	61/64	9/16	21/32	1-1/2	0.15
11/16	J5422H	J5422	J5422B*	61/64	61/64	9/16	21/32	1-1/2	0.15
3/4	J5424H	J5424	J5424B*	1-1/32	1-1/64	11/16	21/32	1-1/2	0.15
25/32	J5425H**	J5425**	-	1-1/16	1-5/64	11/16	21/32	1-1/2	0.20
13/16	J5426H	J5426	J5426B*	1-3/32	1-5/64	11/16	21/32	1-1/2	0.23
7/8	J5428H	J5428	J5428B*	1-11/64	1-3/16	11/16	45/64	1-9/16	0.26
29/32	-	J5429	-	1-3/16	1-3/16	13/16	45/64	1-9/16	0.30
15/16	J5430H	J5430	J5430B*	1-1/4	1-1/4	13/16	45/64	1-9/16	0.33
31/32	J5431H	J5431	-	1-9/32	1-9/32	13/16	45/64	1-9/16	0.35
1	J5432H	J5432	J5432B*	1-21/64	1-5/16	27/32	45/64	1-9/16	0.38
1-1/16	J5434H	J5434	J5434B*	1-13/32	1-25/64	13/16	25/32	1-5/8	0.42
1-1/8	J5436H	J5436	J5436B*	1-31/64	1-31/64	15/16	29/32	1-3/4	0.47
1-3/16	J5438H	J5438	J5438B*	1-9/16	1-17/32	59/64	29/32	1-3/4	0.59
1-1/4	J5440H	J5440	J5440B*	1-39/64	1-37/64	1	7/8	1-3/4	0.66
1-5/16	J5442H	J5442	J5442B*	1-21/32	1-41/64	27/32	1-19/64	1-55/64	0.69
1-3/8	J5444H	J5444	J5444B*	1-25/32	1-5/8	25/32	1-19/64	2	0.79
1-7/16	J5446H	J5446	J5446B*	1-59/64	1-5/8	27/32	1-19/64	2-1/8	0.98
1-1/2	J5448H	J5448	J5448B*	1-63/64	1-5/8	27/32	1-19/64	2-1/4	1.12
1-9/16	J5450H	-	-	2-1/32	1-5/8	1	1-9/32	2-1/4	1.12

*SAE AS4984A ASME B107.110-2012

**Meets and exceeds ASME B107.110-2012 only



1/2" DRIVE SOCKETS (CONT'D)

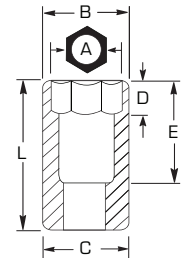
MM	6	12	Nut End Outside Diameter (in) (B)	Drive End Outside Diameter (in) (C)	Nut Depth (in) (D)	Bolt Clearance Depth (in) (E)	Overall Length (in) (L)	Weight (lbs)
8	J5408MH	J5408M	35/64	55/64	23/64	25/32	1-19/64	0.11
9	J5409MH	J5409M	19/32	55/64	23/64	25/32	1-31/64	0.11
10	J5410MH	J5410M	39/64	55/64	23/64	55/64	1-31/64	0.11
11	J5411MH	J5411M	45/64	55/64	23/64	55/64	1-31/64	0.11
12	J5412MH	J5412M	47/64	55/64	23/64	55/64	1-31/64	0.11
13	J5413MH	J5413M	3/4	55/64	23/64	55/64	1-31/64	0.12
14	J5414MH	J5414M	13/16	55/64	23/64	7/8	1-1/2	0.13
15	J5415MH	J5415M	55/64	55/64	37/64	7/8	1-1/2	0.13
16	J5416MH	J5416M	7/8	7/8	37/64	7/8	1-1/2	0.13
17	J5417MH	J5417M	61/64	61/64	37/64	7/8	1-1/2	0.14
18	J5418MH	J5418M	61/64	61/64	37/64	7/8	1-1/2	0.17
19	J5419MH	J5419M	1-1/32	1-1/32	11/16	27/32	1-1/2	0.19
20	J5420MH	J5420M	1-3/32	1-3/32	11/16	27/32	1-1/2	0.22
21	J5421MH	J5421M	1-3/32	1-3/32	11/16	27/32	1-1/2	0.24
22	J5422MH	J5422M	1-11/64	1-11/64	11/16	27/32	1-17/32	0.26
23	J5423MH	J5423M	1-13/64	1-13/64	25/32	59/64	1-17/32	0.27
24	J5424MH	J5424M	1-1/4	1-1/4	53/64	59/64	1-17/32	0.28
25	J5425MH	J5425M	1-9/32	1-9/32	53/64	59/64	1-17/32	0.30
26	J5426MH	J5426M*	1-21/64	1-21/64	55/64	63/64	1-39/64	0.33
27	J5427MH	J5427M	1-13/32	1-13/32	15/16	1-3/64	1-43/64	0.39
28	J5428MH	J5428M*	1-31/64	1-31/64	63/64	1-5/32	1-25/32	0.48
29	J5429MH	J5429M*	1-31/64	1-31/64	63/64	1-5/32	1-25/32	0.62
30	J5430MH	J5430M	1-9/16	1-17/32	63/64	1-5/32	1-25/32	0.63
31	J5431MH	J5431M*	1-39/64	1-39/64	1-1/16	1-5/32	1-25/32	0.63
32	J5432MH	J5432M	1-39/64	1-39/64	1-1/8	1-7/32	1-27/32	0.63
34	J5434MH	J5434M	1-49/64	1-49/64	1	1-35/64	1-27/32	0.63
36	J5436MH	J5436M	1-31/32	1-31/32	1-3/8	1-39/64	2-15/64	1.04
38	-	J5438M	2-1/32	2-1/32	1-3/8	1-39/64	2-1/4	1.04

*SAE AS955 ASME B107.110-2012

**Meets and exceeds ASME B107.110-2012 only

1/2" DRIVE SOCKETS - 8 POINT

► For square nuts




INCH	8	Nut End Outside Diameter (in) (B)	Drive End Outside Diameter (in) (C)	Nut Depth (in) (D)	Bolt Clearance Depth (in) (E)	Overall Length (in) (L)	Weight (lbs)
3/8	J5412S	45/64	55/64	1/4	1-1/64	1-7/16	0.11
7/16	J5414S	51/64	51/64	5/16	1-1/8	1-7/16	0.11
1/2	J5416S	59/64	59/64	11/32	1-3/32	1-7/16	0.11
9/16	J5418S	1	1	3/8	1-1/64	1-1/2	0.13
5/8	J5420S	1-5/64	1-5/64	37/64	1-3/32	1-1/2	0.14
11/16	J5422S	1-11/64	1-11/64	13/32	1-1/64	1-1/2	0.15
3/4	J5424S	1-15/64	1-15/64	29/64	1-1/16	1-1/2	0.18
13/16	J5426S	1-23/64	1-23/64	27/32	1-5/32	1-5/8	0.23
7/8	J5428S	1-1/2	1-1/2	27/32	1-1/8	1-5/8	0.51
1	J5432S	1-11/16	1-11/16	3/4	11/16	1-3/4	0.80




6 POINT
 8 POINT
 12 POINT
 SPLINE
 HEX
 FULL POLISH
 SATIN
 BLACK OXIDE
 INSULATED

1/2" DRIVE SOCKETS - SPLINE




STANDARD

INCH	Spline Size		Nut End Outside Diameter (in) (B)	Drive End Outside Diameter (in) (C)	Nut Depth (in) (D)	Bolt Clearance Depth (in) (E)	Overall Length (in) (L)	Weight (lbs)
1/2	16	J5416SPL	7/8	7/8	31/64	13/16	1-7/16	0.11
9/16	18	J5418SPL	7/8	7/8	31/64	13/16	1-7/16	0.11
5/8	20	J5420SPL	7/8	7/8	17/32	1-1/16	1-9/16	0.14
11/16	22	J5422SPL	61/64	61/64	17/32	1-1/16	1-9/16	0.17
3/4	24	J5424SPL	1-3/64	1-3/64	17/32	1-1/16	1-9/16	0.20
13/16	26	J5426SPL	1-1/8	1-1/8	17/32	1-1/16	1-9/16	0.23
7/8	28	J5428SPL	1-3/16	1-3/16	17/32	1-1/16	1-9/16	0.24
15/16	30	J5430SPL	1-5/16	1-5/16	17/32	1-1/16	1-9/16	0.30



DEEP

INCH	Spline Size		Nut End Outside Diameter (in) (B)	Drive End Outside Diameter (in) (C)	Nut Depth (in) (D)	Bolt Clearance Depth (in) (E)	Overall Length (in) (L)	Weight (lbs)
9/16	18	J5318DPL	7/8	7/8	31/64	2-7/8	3-3/8	0.28
5/8	20	J5320DPL	7/8	7/8	33/64	2-7/8	3-3/8	0.32
11/16	22	J5322DPL	61/64	61/64	17/32	2-7/8	3-3/8	0.29
3/4	24	J5324DPL	1-3/64	1-3/64	17/32	2-7/8	3-3/8	0.33
13/16	26	J5326DPL	1-1/8	1-1/8	17/32	2-7/8	3-3/8	0.37
7/8	28	J5328DPL	1-3/16	1-3/16	17/32	2-7/8	3-3/8	0.41
15/16	30	J5330DPL	1-5/16	1-5/16	17/32	2-7/8	3-3/8	0.48



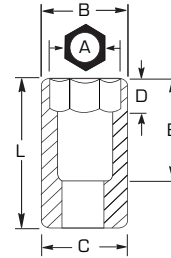


1/2" DRIVE INTERMEDIATE SOCKETS - 12 POINT



- ▶ Radius-corner socket design
- ▶ Engages flats for better grip
- ▶ Improves the ability to turn worn or rounded fasteners

- ▶ Full polish sockets meet and exceed stringent aerospace specification AS4984A which requires tools to have a thicker nickel-chrome coating for greater corrosion-resistance and durability.
- ▶ 12-Point sockets are ideal for use on stubborn or damaged fasteners.
- ▶ Intermediate lengths give additional reach without limiting accessibility in tight spaces.



INCH	12	Nut End Outside Diameter (in) (B)	Drive End Outside Diameter (in) (C)	Nut Depth (in) (D)	Bolt Clearance Depth (in) (E)	Overall Length (in) (L)	Weight (lbs)
3/8	J5412N	9/16	55/64	3/8	11/16	1-17/32	0.09
7/16	J5414N	43/64	55/64	7/16	11/16	1-17/32	0.11
1/2	J5416N	43/64	55/64	7/16	11/16	1-17/32	0.11
9/16	J5418N	13/16	55/64	5/8	11/16	1-5/8	0.12
5/8	J5420N	55/64	55/64	5/8	25/32	1-45/64	0.12
11/16	J5422N	61/64	61/64	13/16	27/32	1-47/64	0.13
3/4	J5424N	1-1/64	1-1/64	15/16	1	1-3/4	0.14
13/16	J5426N	1-3/32	1-3/32	31/32	1-1/32	1-3/4	0.21
7/8	J5428N	1-3/16	1-3/16	1	1-9/64	1-13/16	0.26
15/16	J5430N	1-1/4	1-1/4	1	1-3/16	1-7/8	0.27
1	J5432N	1-21/64	1-21/64	1-1/16	1-15/64	1-59/64	0.29
1-1/16	J5434N	1-7/16	1-7/16	1-1/8	1-7/32	1-61/64	0.46
1-1/8	J5436N	1-1/2	1-1/2	1-1/8	1-9/32	1-63/64	0.47
1-3/16	J5438N	1-1/2	1-1/2	1-1/8	1-19/64	2	0.50
1-1/4	J5440N	1-1/4	1-1/4	1	1-3/16	1-7/8	0.27
1-5/16	J5442N	1-41/64	1-41/64	29/32	1-23/64	2-3/64	0.56

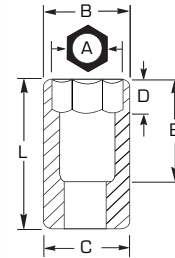
SAE AS954G ASME B107.110-2012

MM	12	Nut End Outside Diameter (in) (B)	Drive End Outside Diameter (in) (C)	Nut Depth (in) (D)	Bolt Clearance Depth (in) (E)	Overall Length (in) (L)	Weight (lbs)
10	J5410MN	9/16	55/64	3/8	11/16	1-17/32	0.09
11	J5411MN	43/64	55/64	7/16	11/16	1-17/32	0.11
12	J5412MN	43/64	55/64	7/16	11/16	1-17/32	0.11
13	J5413MN	13/16	55/64	5/8	11/16	1-5/8	0.12
14	J5414MN	13/16	55/64	5/8	11/16	1-5/8	0.12
15	J5415MN	13/16	55/64	5/8	11/16	1-5/8	0.12
16	J5416MN	55/64	55/64	5/8	25/32	1-45/64	0.12
17	J5417MN	61/64	61/64	13/16	27/32	1-47/64	0.13
18	J5418MN	61/64	61/64	13/16	27/32	1-47/64	0.13
19	J5419MN	1-1/64	1-1/64	15/16	1	1-3/4	0.14
20	J5420MN	1-3/32	1-3/32	31/32	1-1/32	1-3/4	0.21
21	J5421MN	1-3/32	1-3/32	11/16	27/32	1-13/32	0.21
22	J5422MN	1-11/64	1-11/64	11/16	57/64	1-35/64	0.26
23	J5423MN	1-3/16	1-3/16	1	1-9/64	1-13/16	0.26
24	J5424MN	1-1/4	1-1/4	1	1-3/16	1-7/8	0.27
25	J5425MN	1-21/64	1-21/64	1-1/16	1-15/64	1-59/64	0.29
27	J5427MN	1-7/16	1-7/16	1-1/8	1-7/32	1-61/64	0.46
30	J5430MN	1-1/2	1-1/2	1-1/8	1-19/64	2	0.50
32	J5432MN	1-9/16	1-9/16	1-1/8	1-5/16	1-1/64	0.48

SAE AS955 ASME B107.110-2012

6 POINT
 8 POINT
 12 POINT
 SPL SPLINE
 HEX
 FULL POLISH
 SATIN
 BLACK OXIDE
 INSULATED

1/2" DRIVE DEEP SOCKETS



- ▶ Radius-corner socket design
- ▶ Engages flats for better grip
- ▶ Improves the ability to turn worn or rounded fasteners

INCH	6	12	12	Nut End Outside Diameter (in) (B)	Drive End Outside Diameter (in) (C)	Nut Depth (in) (D)	Bolt Clearance Depth (in) (E)	Overall Length (in) (L)	Weight (lbs)
3/8	J5312H	J5312°	-	9/16	7/8	1/4	2-39/64	3-1/4	0.28
7/16	J5314H	J5314°	-	9/16	7/8	23/64	2-39/64	3-1/4	0.28
1/2	J5316H	J5316°	J5316B°	47/64	55/64	25/32	2-39/64	3-1/4	0.29
9/16	J5318H	J5318°	J5318B°	13/16	27/32	15/16	2-39/64	3-1/4	0.29
5/8	J5320H	J5320°	J5320B°	7/8	7/8	1-7/32	2-39/64	3-1/4	0.30
11/16	J5322H	J5322°	J5322B°	31/32	31/32	1-7/32	2-39/64	3-1/4	0.42
3/4	J5324H	J5324°	J5324B°	1-3/64	1-3/64	1-7/32	2-39/64	3-1/4	0.42
13/16	J5326H	J5326°	J5326B°	1-3/32	1-3/32	1-7/32	2-39/64	3-1/4	0.52
7/8	J5328H	J5328°	J5328B°	1-11/64	1-11/64	1-7/32	2-39/64	3-1/4	0.58
15/16	J5330H	J5330°	J5330B°	1-1/4	1-1/4	1-7/32	2-39/64	3-1/4	0.67
1	J5332H	J5332°	J5332B°	1-21/64	1-21/64	1-7/32	2-29/64	3-1/4	0.67
1-1/16	J5334H	J5334°	J5334B°	1-13/32	1-13/32	1-9/32	2-29/64	3-1/4	0.75
1-1/8	J5336H	J5336°	J5336B°	1-1/2	1-1/2	1-5/32	2-29/64	3-1/4	0.83
1-3/16	J5338H	J5338°	-	1-35/64	1-35/64	1-7/64	2-1/4	3-1/4	0.83
1-1/4	J5340H	J5340°	J5340B°	1-9/16	1-9/16	1-13/32	2-29/64	3-1/4	1.06
1-5/16	J5342H	J5342°	-	1-7/8	1-5/8	27/32	2-1/4	3-1/2	1.06
1-3/8	J5344H	J5344°	-	1-7/8	1-5/8	61/64	2-1/4	3-1/2	1.23
1-7/16	J5346H	J5346°	-	2-1/16	1-5/8	61/64	2-1/4	3-1/2	1.27
1-1/2	J5348H	J5348°	-	2-1/16	1-5/8	1	2-1/4	3-1/2	1.58

*SAE AS954G ASME B107.110-2012

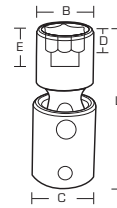
MM	12	Nut End Outside Diameter (in) (B)	Drive End Outside Diameter (in) (C)	Nut Depth (in) (D)	Bolt Clearance Depth (in) (E)	Overall Length (in) (L)	Weight (lbs)
10	J5310M	39/64	55/64	19/32	2-3/32	3-1/4	0.25
11	J5311M	45/64	55/64	5/8	2-3/32	3-1/4	0.25
12	J5312M	47/64	55/64	43/64	2-3/32	3-1/4	0.26
13	J5313M	3/4	55/64	43/64	2-3/32	3-1/4	0.26
14	J5314M	27/32	27/32	15/16	2-3/32	3-1/4	0.30
15	J5315M	55/64	55/64	1-1/16	2-3/32	3-1/4	0.32
16	J5316M	55/64	55/64	1-3/16	2-3/32	3-1/4	0.32
17	J5317M	61/64	61/64	1-3/16	2-3/32	3-1/4	0.33
18	J5318M	63/64	63/64	1-3/16	2-3/32	3-1/4	0.33
19	J5319M	1-3/64	1-3/64	1-3/16	2-3/32	3-1/4	0.37
20	J5320M	1-3/32	1-3/32	1-3/16	2-3/32	3-1/4	0.46
21	J5321M	1-3/32	1-3/32	1-3/16	2-3/32	3-1/4	0.51
22	J5322M	1-11/64	1-11/64	1-3/16	2-3/32	3-1/4	0.51
23	J5323M	1-13/64	1-13/64	1-3/16	2-3/32	3-1/4	0.51
24	J5324M	1-1/4	1-1/4	1-3/16	2-3/32	3-1/4	0.51
25	J5325M	1-5/16	1-5/16	1-3/16	2-3/32	3-1/4	0.62
26	J5326M	1-21/64	1-21/64	1-3/16	2-3/32	3-1/4	0.63
27	J5327M	1-1/64	1-1/64	1-7/64	2-3/32	3-1/4	0.65
28	J5328M	1-3/32	1-31/64	1-7/64	2-3/32	3-1/4	0.68
29	J5329M	1-31/64	1-31/64	1-7/64	2-3/32	3-1/4	0.68
30	J5330M	1-9/16	1-9/16	1-7/64	2-5/8	3-1/4	0.70
31	J5331M	1-39/64	1-39/64	1-7/64	2-5/8	3-1/4	0.73
32	J5332M	1-39/64	1-39/64	1-7/64	2-5/8	3-1/4	0.73
36	J5336M	1-31/32	1-31/32	1-7/64	2-5/8	3-1/4	0.99

SAE AS955 ASME B107.110-2012



1/2" DRIVE UNIVERSAL SOCKETS

- › Universal sockets permit turning at an angle up to 65° where obstructions may prevent a straight application.



- › Radius-corner socket design
- › Engages flats for better grip
- › Improves the ability to turn worn or rounded fasteners

6 POINT

MM	Product #	Nut End Outside Diameter (in) (B)	Drive End Outside Diameter (in) (C)	Nut Depth (in) (D)	Bolt Clearance Depth (in) (E)	Overall Length (in) (L)	Weight (lbs)
21	J5484HAM	1-3/16	1	1/2	1/2	2-9/16	0.37
22	J5485HAM	1-1/4	1	1/2	1/2	2-9/16	0.38
24	J5487HAM	1-3/16	1	9/16	9/16	2-9/16	0.39



12 POINT

INCH	Product #	Nut End Outside Diameter (in) (B)	Drive End Outside Diameter (in) (C)	Nut Depth (in) (D)	Bolt Clearance Depth (in) (E)	Overall Length (in) (L)	Weight (lbs)
1/2	J5475A	23/32	15/16	3/8	29/64	2-15/32	0.25
9/16	J5476A	13/16	15/16	13/32	1/2	2-21/32	0.26
5/8	J5477A	15/16	15/16	29/64	1/2	2-21/32	0.27



1/2" DRIVE DRAG LINK SOCKETS

- › Made of heat-treated alloy steel.
- › Ball detent.

INCH	Product #	Tip Width (in)	Overall Length (in)	Weight (lbs)
3/4	J5444A	0.115	1-5/8	0.14
15/16	J5446A	0.154	1-5/8	0.17



1/2" DRIVE SPARK PLUG SOCKETS - 6 POINT

- › With rubber insert.
- › Proto® 6 Point Sockets are ideal for use on stubborn or damaged fasteners, and also on fasteners made from soft materials.

INCH	6	Overall Length (in)	Weight (lbs)
5/8	J5320-50	2-1/2	0.23
13/16	J5326HPA	2-47/64	0.35

ASME B107.110-2012



- › Radius-corner socket design
- › Engages flats for better grip
- › Improves the ability to turn worn or rounded fasteners



1/2" DRIVE SCREWDRIVER BIT SOCKETS

- › Made of heat-treated alloy steel.
- › Ball detent.

	Size	Product #	Tip Width (in)	Overall Length (in)	Weight (lbs)
Slotted	7/16"	J5407A	1/16	3-5/32	0.2
	1/2"	J5408A	5/64	3-5/32	0.22
	5/8"	J5409A	3/32	3-5/32	0.27
Phillips	#2	J5402	2-5/32	2-5/32	0.19
	#3	J5403	2-5/32	2-5/32	0.18
	#4	J5404	2-5/32	2-5/32	0.19



Slotted



Phillips

1/2" DRIVE HEX BIT SOCKETS

- › Bit holders have a hex opening to hold the bit allowing the bit holder to take the full load of torque.
- › Made of heat-treated alloy steel.
- › Polished chrome finish.

	INCH	HEX	Bit Length (in)	Overall Length (in)	Weight (lbs)
STANDARD	1/4	J54411/4°	1-3/4	3-1/4	0.19
	5/16	J54415/16°	1-3/4	3-1/4	0.22
	3/8	J54413/8°	1-3/4	3-1/4	0.25
	7/16	J54417/16°	1-3/4	3-1/4	0.28
	1/2	J54411/2°	1-7/8	3-5/8	0.46
	9/16	J54419/16°	1-7/8	3-5/8	0.50
	5/8	J54415/8°	2	4	0.85
EXTRA LONG	3/4	J54413/4°	2	4	0.92
	1/4	J54411/4XL	3-1/8	4-5/8	0.20
	5/16	J54415/16XL	4-1/8	5-5/8	0.29
	3/8	J54413/8XL	4-1/8	5-5/8	0.42
	1/2	J54411/2XL	5-3/8	7-1/8	0.60
9/16	J54419/16XL	5-3/8	7-1/8	0.77	
5/8	J54415/8XL	5-3/16	7-3/16	0.86	

*SAE AS4984A



	MM	HEX	Bit Length (in)	Overall Length (in)	Weight (lbs)
STANDARD	6	J5441-6M°	1-3/4	3-1/4	0.20
	8	J5441-8M°	1-3/4	3-1/4	0.22
	10	J5441-10M°	1-3/4	3-1/4	0.26
	12	J5441-12M°	1-3/4	3-1/4	0.29
	13	J5441-13M°	1-7/8	3-41/64	0.46
	14	J5441-14M°	1-7/8	3-41/64	0.50
	15	J5441-15M°	1-7/8	3-41/64	0.50
	17	J5441-17M°	2	4	0.87
	18	J5441-18M°	2	4	0.90
	19	J5441-19M°	2	4	0.94
EXTRA LONG	12	J5441-12MXL	5-5/8	7-1/8	0.50
	14	J5441-14MXL	5-3/8	7-1/8	0.75
	17	J5441-17MXL	5-1/8	7-1/8	1.20

*SAE AS4984A



Standard



Extra Long



1/2" DRIVE ADVANCED HEX BIT SOCKETS

- › Rounded Bolt Removal Technology (RBRT™) designed to prevent the rounding of hex fasteners.
- › Anti-slip dual-directional hex driver is effective at removing compromised hex fasteners.
- › S2 tool steel bits are precision machined for use on standard or compromised hex fasteners.
- › Bi-directional: works for both loosening and tightening hex fasteners.
- › Meets or exceeds ANSI specifications.



J5440R-7/16



J5440R-12M

1/2" DRIVE HEX BIT SOCKETS

INCH	HEX	Bit Length (in)	Overall Length (in)	Drive End Outside Dia (in)	Weight (lbs)
5/16	J5441R-5/16	1-17/64	2-3/4	55/64	0.19
3/8	J5441R-3/8	1-17/64	2-3/4	55/64	0.22
7/16	J5441R-7/16	1-17/64	2-3/4	55/64	0.24
1/2	J5441R-1/2	1-17/64	2-3/4	55/64	0.30
9/16	J5441R-9/16	1-17/64	2-3/4	55/64	0.38
5/8	J5441R-5/8	1-17/64	2-3/4	55/64	0.39
11/16	J5441R-11/16	1-17/64	2-3/4	55/64	0.47
3/4	J5441R-3/4	1-17/64	2-3/4	55/64	0.50

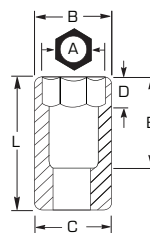


MM	HEX	Bit Length (in)	Overall Length (in)	Drive End Outside Dia (in)	Weight (lbs)
11	J5441R-11M	1-17/64	2-3/4	55/64	0.24
12	J5441R-12M	1-17/64	2-3/4	55/64	0.30
13	J5441R-13M	1-17/64	2-3/4	55/64	0.31
14	J5441R-14M	1-17/64	2-3/4	55/64	0.38
15	J5441R-15M	1-17/64	2-3/4	55/64	0.39
17	J5441R-17M	1-17/64	2-3/4	55/64	0.47
18	J5441R-18M	1-17/64	2-3/4	55/64	0.49
19	J5441R-19M	1-17/64	2-3/4	55/64	0.50



3/4" DRIVE SOCKETS - 12 POINT

- ▶ Proto® 12 Point Sockets are ideal for use on stubborn or damaged fasteners, and also on fasteners made from soft materials.
- ▶ Ball detent design.
- ▶ Made of heat-treated alloy steel.
- ▶ Side locking hole.



- ▶ Radius-corner socket design
- ▶ Engages flats for better grip
- ▶ Improves the ability to turn worn or rounded fasteners

INCH	12	Nut End Outside Diameter (in) (B)	Drive End Outside Diameter (in) (C)	Nut Depth (in) (D)	Bolt Clearance Depth (in) (E)	Overall Length (in) (L)	Weight (lbs)
3/4	J5524	1-5/16	1-5/16	19/32	1-1/16	2	0.35
13/16	J5526	1-5/16	1-5/16	21/32	1-1/16	2	0.36
7/8	J5528	1-5/16	1-5/16	45/64	1-1/16	2	0.46
15/16	J5530	1-7/16	1-7/16	3/4	1-1/16	2	0.51
1	J5532	1-1/2	1-1/2	3/4	1-1/16	2	0.56
1-1/16	J5534	1-37/64	1-37/64	3/4	1-1/16	2	0.61
1-1/8	J5536	1-37/64	1-15/32	25/32	1	2-7/32	0.72
1-3/16	J5538	1-37/64	1-15/32	25/32	1	2-7/32	0.61
1-1/4	J5540*	1-13/16	1-19/32	13/16	1-5/32	2-15/64	0.87
1-5/16	J5542*	1-7/8	1-19/32	27/32	1-5/32	2-9/32	0.89
1-3/8	J5544*	1-7/8	1-5/8	29/32	1-5/32	2-9/32	0.84
1-7/16	J5546*	2-3/64	1-5/8	61/64	1-1/4	2-13/32	1.07
1-1/2	J5548*	2-3/64	1-5/8	1	1-1/4	2-13/32	0.94
1-9/16	J5550*	2-3/16	1-23/32	1-3/64	1-15/16	2-5/8	0.97
1-5/8	J5552*	2-15/64	1-3/4	1-7/64	1-15/16	2-5/8	1.03
1-11/16	J5554*	2-3/8	1-3/4	1-5/32	1-15/32	2-3/4	1.14
1-3/4	J5556*	2-3/8	1-3/4	1-13/64	1-15/32	2-3/4	1.30
1-13/16	J5558	2-9/16	1-3/4	1-1/4	1-39/64	2-29/32	1.41
1-7/8	J5560	2-9/16	1-3/4	1-19/64	1-39/64	2-31/32	1.55
2	J5564	2-47/64	2	1-3/4	1-3/4	3-7/64	1.59
2-1/16	J5566	2-49/64	2-1/32	1-3/4	1-3/4	3-5/32	1.60
2-1/8	J5568	2-61/64	2-3/32	1-13/16	1-13/16	3-9/32	1.64
2-3/16	J5570	2-61/64	2-3/32	1-13/16	2-5/32	3-9/32	1.90
2-1/4	J5572	3-17/64	2-3/32	1-61/64	2-3/16	3-13/32	1.91
2-3/8	J5576	3-17/64	2-29/64	2-1/8	2-3/16	3-43/64	2.28

*SAE AS954G ASME B107.110-2012



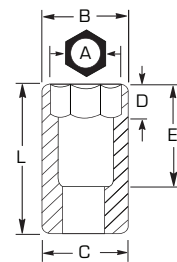
3/4" DRIVE SOCKETS (CONT'D)

MM	12	Nut End Outside Diameter (in) (B)	Drive End Outside Diameter (in) (C)	Nut Depth (in) (D)	Bolt Clearance Depth (in) (E)	Overall Length (in) (L)	Weight (lbs)
19	J5519M	1-1/8	1-19/64	9/16	1-5/16	2	0.36
20	J5520M	1-3/16	1-19/64	9/16	1-5/16	2	0.37
21	J5521M	1-17/64	1-19/64	9/16	1-5/16	2	0.40
22	J5522M	1-5/16	1-19/64	9/16	1-5/16	2	0.41
23	J5523M	1-13/32	1-13/32	9/16	1-5/16	2	0.52
24	J5524M	1-7/16	1-7/16	9/16	1-5/16	2	0.41
25	J5525M	1-31/64	1-31/64	5/8	1-5/16	2	0.60
26	J5526M	1-1/2	1-1/2	5/8	1-5/16	2	0.59
27	J5527M	1-35/64	1-35/64	11/16	1-5/16	2	0.62
28	J5528M	1-19/32	1-31/64	3/4	1-5/16	2-7/32	0.64
29	J5529M	1-19/32	1-31/64	49/64	1-5/16	2-7/32	0.65
30	J5530M	1-19/32	1-31/64	49/64	1-5/16	2-7/32	0.63
31	J5531M	1-47/64	1-47/64	13/16	1-5/16	2-7/32	0.72
32	J5532M*	1-25/32	1-31/64	13/16	1-5/16	2-7/32	0.78
35	J5535M*	1-55/64	1-19/32	1-5/32	1-5/16	2-9/32	0.87
36	J5536M*	2-3/64	1-19/32	1-15/64	1-5/16	2-13/32	1.09
38	J5538M*	2-3/64	1-19/32	1-15/64	1-5/16	2-13/32	1.04
41	J5541M*	2-15/64	1-23/32	1-9/32	1-5/16	2-39/64	1.06
42	J5542M*	2-23/64	1-23/32	1-15/32	1-5/16	2-23/32	1.06
46	J5546M*	2-37/64	1-25/32	1-39/64	1-5/16	2-31/32	1.45
50	J5550M*	2-49/64	2-1/32	1-47/64	1-5/16	3-5/32	2.39
54	J5554M*	2-15/16	2-3/32	1-3/8	1-5/16	3-9/32	1.97
55	J5555M*	2-15/16	2-3/32	1-13/16	1-5/16	3-9/32	2.64
58	J5558M*	3-9/64	2-3/32	1-61/64	1-5/16	3-13/32	2.99
60	J5560M*	3-17/64	2-17/32	2-1/8	1-5/16	3-21/32	2.27

*SAE AS955 ASME B107.110-2012

3/4" DRIVE SOCKETS

3/4" DRIVE SOCKETS - SPLINE



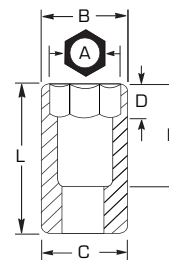
INCH	Spline Size	SPL	Nut End Outside Diameter (in) (B)	Drive End Outside Diameter (in) (C)	Nut Depth (in) (D)	Bolt Clearance Depth (in) (E)	Overall Length (in) (L)	Weight (lbs)
3/4	24	J5524SPL	1-3/64	1-3/8	5/8	9/16	1-5/8	0.30
13/16	26	J5526SPL	1-3/16	1-3/8	5/8	9/16	1-5/8	0.36
7/8	28	J5528SPL	1-5/16	1-3/8	3/4	11/16	1-11/16	0.33
15/16	30	J5530SPL	1-3/8	1-3/8	3/4	3/4	1-7/8	0.36
1	32	J5532SPL	1-7/16	1-7/16	13/16	1-1/8	1-15/16	0.45
1-1/16	34	J5534SPL	1-1/2	1-1/2	7/8	1-3/32	1-31/32	0.53



6 POINT
 8 POINT
 12 POINT
 SPLINE
 HEX
 FULL POLISH
 SATIN
 BLACK OXIDE
 INSULATED

3/4" DRIVE INTERMEDIATE SOCKETS - 12 POINT

- ▶ Full polish sockets meet and exceed stringent aerospace specification AS4984A which requires tools to have a thicker nickel-chrome coating for greater corrosion-resistance and durability.
- ▶ 12-Point sockets are ideal for use on stubborn or damaged fasteners.
- ▶ Intermediate lengths give additional reach without limiting accessibility in tight spaces.



INCH	12	Nut End Outside Diameter (in) (B)	Drive End Outside Diameter (in) (C)	Nut Depth (in) (D)	Bolt Clearance Depth (in) (E)	Overall Length (in) (L)	Weight (lbs)
3/4	J5524N	1-1/8	1-19/64	55/64	31/32	2-9/32	0.43
13/16	J5526N	1-7/32	1-19/64	55/64	1-1/32	2-9/32	0.44
7/8	J5528N	1-19/64	1-19/64	55/64	1-1/8	2-9/32	0.45
15/16	J5530N	1-13/32	1-13/32	55/64	1-11/64	2-9/32	0.56
1	J5532N	1-1/2	1-1/2	55/64	1-15/64	2-9/32	0.66
1-1/16	J5534N	1-9/16	1-9/16	1-1/32	1-1/4	2-9/32	0.69
1-1/8	J5536N	1-1/2	1-11/16	1-1/32	1-9/32	2-21/64	0.67
1-3/16	J5538N	1-1/2	1-11/16	1-1/32	1-19/64	2-21/64	0.63

SAE AS954G ASME B107.110-2012

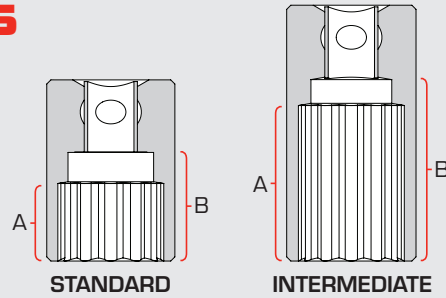
MM	12	Nut End Outside Diameter (in) (B)	Drive End Outside Diameter (in) (C)	Nut Depth (in) (D)	Bolt Clearance Depth (in) (E)	Overall Length (in) (L)	Weight (lbs)
19	J5519MN	1-1/4	1-9/32	55/64	31/32	2-5/16	0.40
20	J5520MN*	1-7/8	1-19/64	55/64	1	2-5/16	0.43
21	J5521MN	1-1/4	1-9/32	55/64	1-1/32	2-5/16	0.45
22	J5522MN	1-19/64	1-19/64	55/64	1-1/8	2-5/16	0.47
23	J5523MN	1-13/32	1-13/32	7/8	1-9/64	2-5/16	0.60
24	J5524MN	1-7/16	1-7/16	29/32	1-3/16	2-5/16	0.61
25	J5525MN	1-31/64	1-31/64	61/64	1-7/32	2-5/16	0.64
27	J5527MN	1-35/64	1-35/64	1	1-7/32	2-5/16	0.70
30	J5530MN	1-19/32	1-1/2	1-7/64	1-15/64	2-21/64	0.62

SAE AS955 *ASME B107.110-2012

INTERMEDIATE SOCKETS

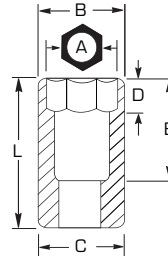
PROTO® intermediate sockets feature increased Nut Depth and Bolt Clearance vs. standard length sockets. This gives PROTO® intermediate sockets versatility in tight spaces.

A - Nut Depth B - Bolt Clearance



3/4" DRIVE DEEP SOCKETS - 6 POINT

- ▶ Proto® 6 Point Sockets are ideal for use on stubborn or damaged fasteners, and also on fasteners made from soft materials.
- ▶ Made from alloy steel.
- ▶ Heat-treated for strength and durability.
- ▶ Hand use only.
- ▶ Ball detent design.



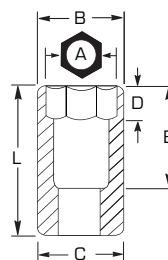
- ▶ Radius-corner socket design
- ▶ Engages flats for better grip
- ▶ Improves the ability to turn worn or rounded fasteners

INCH	6	Nut End Outside Diameter (in) (B)	Drive End Outside Diameter (in) (C)	Nut Depth (in) (D)	Bolt Clearance Depth (in) (E)	Overall Length (in) (L)	Weight (lbs)
7/8	J5528HL	1-3/8	1-3/8	9/16	2-9/16	3-1/2	0.91
15/16	J5530HL	1-7/16	1-7/16	9/16	2-9/16	3-1/2	0.80
1	J5532HL	1-1/2	1-1/2	5/8	2-9/16	3-1/2	1.11
1-1/16	J5534HL	1-9/16	1-7/16	11/16	2-9/16	3-1/2	0.97
1-1/8	J5536HL	1-19/32	1-1/2	25/32	2-3/8	3-1/2	1.12
1-1/4	J5540HL	1-13/16	1-21/32	13/16	2-11/32	3-1/2	1.28
1-5/16	J5542HL	1-55/64	1-21/32	27/32	2-19/64	3-1/2	1.32
1-3/8	J5544HL	1-55/64	1-21/32	29/32	2-9/32	3-1/2	1.64
1-7/16	J5546HL	2-1/16	1-21/32	61/64	2-1/4	3-1/2	1.65
1-1/2	J5548HL	2-1/16	1-1/32	1	2-1/4	3-1/2	1.65
1-5/8	J5552HL	2-1/4	1-3/4	1-7/64	2-13/64	3-1/2	1.52

ASME B107.110-2012

1" DRIVE SOCKETS - 12 POINT

- Proto® 12 Point Sockets are ideal for use on stubborn or damaged fasteners, and also on fasteners made from soft materials.



- Radius-corner socket design
- Engages flats for better grip
- Improves the ability to turn worn or rounded fasteners

INCH	12	Nut End Outside Diameter (in) (B)	Drive End Outside Diameter (in) (C)	Nut Depth (in) (D)	Bolt Clearance Depth (in) (E)	Overall Length (in) (L)	Weight (lbs)
1-1/16	J5734	1-41/64	1-29/32	3/4	1	2-7/16	0.96
1-1/8	J5736	1-41/64	1-29/32	3/4	1	2-7/16	0.91
1-3/16	J5738	1-45/64	1-29/32	7/8	1-1/8	2-7/16	0.91
1-1/4	J5740	1-29/32	1-29/32	7/8	1-1/8	2-1/2	0.82
1-5/16	J5742	2-1/32	2-1/32	7/8	1-5/32	2-21/32	1.39
1-3/8	J5744	2-1/32	2-1/32	1	1-1/4	2-21/32	0.90
1-7/16	J5746	2-1/4	2-1/32	1	1-19/64	2-3/4	0.92
1-1/2	J5748	2-1/4	2-1/32	1	1-19/64	2-3/4	1.53
1-5/8	J5752	2-3/8	2-5/32	1	1-7/8	3-1/4	1.18
1-11/16	J5754	2-3/8	2-5/32	1	1-7/8	3-1/4	1.89
1-3/4	J5756	2-3/8	2-5/32	1	1-25/32	3-1/4	2.07
1-13/16	J5758	2-1/2	2-5/32	1-1/8	1-7/8	3-5/16	2.03
1-7/8	J5760	2-11/16	2-13/32	1-1/4	1-61/64	3-5/16	2.10
1-15/16	J5762	2-11/16	2-13/32	1-1/8	1-61/64	3-25/64	2.42
2	J5764	2-11/16	2-13/32	1-3/8	1-61/64	3-7/16	2.37
2-1/16	J5766	2-11/16	2-13/32	1-3/8	1-61/64	3-1/2	2.69
2-1/8	J5768	2-15/16	2-13/32	1-3/8	2-1/16	3-5/8	2.96
2-3/16	J5770	3-5/64	2-13/32	1-3/8	2-5/32	3-3/4	3.03
2-1/4	J5772	3-5/64	2-13/32	1-1/2	2-1/4	3-13/16	3.23
2-5/16	J5774	3-1/4	2-13/32	1-14/16	2-1/8	3-17/64	3.08
2-3/8	J5776	3-17/64	2-13/32	1-1/2	2-11/32	4	3.08
2-7/16	J5778	3-17/64	2-13/32	1-11/16	2-11/32	3-13/32	3.20
2-1/2	J5780	3-37/64	2-21/32	1-5/8	2-27/64	4-1/8	3.33
2-9/16	J5782	3-37/64	2-21/32	1-5/8	2-27/64	4-1/8	3.22
2-5/8	J5784	3-37/64	2-21/32	2-3/8	2-3/8	4-1/8	3.70
2-3/4	J5788	1-13/16	2-21/32	1-3/4	2-21/32	4-7/16	4.82
2-13/16	J5790	4-9/64	3-5/32	1-3/4	2-27/32	4-57/64	4.93
2-15/16	J5794	4-9/64	3-5/32	1-7/8	2-27/32	4-11/16	5.05
3	J5796	4-9/64	3-5/32	1-53/64	3-1/32	4-11/16	5.61
3-1/8	J5800	4-3/8	3-5/32	2	3-1/32	4-15/16	5.95
3-1/2	J5812	4-11/16	3-5/32	2-1/4	3-1/8	5-1/8	9.11





1" DRIVE SOCKETS - 12 POINT (CONT'D)

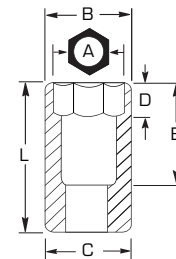


MM	12	Nut End Outside Diameter (in) (B)	Drive End Outside Diameter (in) (C)	Nut Depth (in) (D)	Bolt Clearance Depth (in) (E)	Overall Length (in) (L)	Weight (lbs)
35	J5735MT	1-15/16	1-3/4	1	1-5/16	2-7/16	0.93
36	J5736MT	2	1-3/4	1-1/16	1-3/8	2-1/2	0.98
38	J5738MT	2-1/8	1-3/4	1-1/16	1-3/8	2-9/16	1.05
41	J5741MT	2-1/4	1-3/4	1-1/4	1-9/16	2-11/16	1.20
46	J5746MT	2-9/16	1-15/16	1-3/8	1-11/16	2-14/16	1.81
50	J5750MT	2-3/4	2-1/4	1-9/16	1-7/8	3	2.38
54	J5754MT	2-15/16	2-1/4	1-9/16	1-7/8	2-1/16	2.63
55	J5755MT	3	2-5/16	1-13/16	2-1/8	3-1/4	2.79
58	J5758MT	3-3/16	2-1/4	1-13/16	2-1/8	3-1/4	3.12
60	J5760MT	3-1/4	2-1/4	1-7/8	2-3/16	3-5/16	3.22
63	J5763MT	3-3/8	2-1/4	2	2-5/16	3-7/16	3.28
65	J5765MT	3-3/8	2-1/4	2-1/16	2-3/8	3-1/2	3.27
70	J5770MT	3-3/4	2-11/16	2-1/4	2-1/2	3-13/16	4.81
71	J5771MT	3-13/16	2-11/16	2-1/4	2-1/2	3-13/16	4.99
74	J5774MT	3-15/16	2-11/16	2-1/4	2-9/16	3-7/8	5.28
75	J5775MT	3-15/16	2-11/16	2-1/4	2-9/16	3-7/8	5.10
77	J5777MT	4	2-11/16	2-1/4	2-7/8	4-3/16	5.10
80	J5780MT	4-3/16	2-11/16	2-1/4	2-7/8	4-3/16	5.82



1" DRIVE SOCKETS - SPLINE

- ▶ Proto® Spline tools are designed to service high tensile strength fasteners used widely on military and commercial aircraft and in heavy machinery applications where vibration is prevalent. They are also used in automotive and industrial areas where high performance torque needs to be achieved.
- ▶ Spline sockets help tighten high-strength bolts to high torque loads. They help lower the force required to turn standard fasteners by allowing the torque load to be moved away from the corners to help prevent fastener rounding. They also turn fasteners with damaged corners.
- ▶ Spline sockets on spline fasteners help deliver twice the torque of 12 point wrenches on double-box fasteners, and more torque than hex wrenches on hex fasteners.
- ▶ Spline helps reduce foreign object debris (FOD) by having a precise fit between the fastening tool and its fastener.



INCH	Spline Size	SPL	Nut End Outside Diameter (in) (B)	Drive End Outside Diameter (in) (C)	Nut Depth (in) (D)	Bolt Clearance Depth (in) (E)	Overall Length (in) (L)	Weight (lbs)
1	32	J5732SPL	1-1/2	1-7/8	7/8	1-1/4	2-7/16	0.82
1-1/16	34	J5734SPL	1-1/2	1-7/8	7/8	1-1/4	2-1/2	0.91
1-1/8	36	J5736SPL	1-5/8	2	1	1-3/8	2-1/2	1.00
1-3/16	38	J5738SPL	1-11/16	2	1-3/16	1-5/8	2-3/4	1.09
1-1/4	40	J5740SPL	1-11/16	2	1-3/16	1-5/8	2-3/4	1.18
1-5/16	42	J5742SPL	1-7/8	2	1-3/16	1-3/4	2-7/8	1.27
1-3/8	44	J5744SPL	2	2	1-3/16	1-3/4	3	1.37
1-7/16	46	J5746SPL	2	2	1-1/4	1-15/16	3	1.46
1-1/2	48	J5748SPL	2-1/8	2-1/8	1-5/16	2	3	1.55



6 6 POINT
8 8 POINT
12 12 POINT
SPL SPLINE
HEX HEX
FULL POLISH
SATIN
BLACK OXIDE
INSULATED

FACOM® 1/4" DRIVE METRIC INSULATED SOCKETS - 6 POINT



MM	Product #	Nut End Outside Diameter (in)	Drive End Outside Diameter (in)	Overall Length (in)	Weight (lbs)
6	R.6AVSE	5/8	55/64	55/64	0.04
7	R.7AVSE	43/64	55/64	55/64	0.04
8	R.8AVSE	43/64	55/64	55/64	0.04
10	R.10AVSE	45/64	55/64	55/64	0.06
12	R.12AVSE	55/64	55/64	55/64	0.07

FACOM® 1/4" DRIVE METRIC INSULATED HEX BIT SOCKETS



MM	Product #	Bit Length (in)	Overall Length (in)	Weight (lbs)
4	RT.4AVSE	7/16	1-29/64	0.05
5	RT.5AVSE	33/64	1-29/64	0.06
6	RT.6AVSE	35/64	1-29/64	0.06

FACOM® 3/8" DRIVE METRIC INSULATED SOCKETS - 12 POINT



MM	Product #	Nut End Outside Diameter (in)	Drive End Outside Diameter (in)	Bolt Clearance Depth (in)	Overall Length (in)	Weight (lbs)
8	J.8AVSE	43/64	45/64	1	1-11/16	0.08
10	J.10AVSE	25/32	45/64	1	1-11/16	0.08
11	J.11AVSE	53/64	45/64	1	1-13/16	0.08
12	J.12AVSE	55/64	45/64	1	1-13/16	0.09
13	J.13AVSE	29/32	45/64	1	1-13/16	0.10
14	J.14AVSE	63/64	45/64	1	1-13/16	0.10
15	J.15AVSE	63/64	45/64	1	1-13/16	0.11
16	J.16AVSE	1-1/16	45/64	1	1-13/16	0.13
17	J.17AVSE	1-1/16	45/64	1	1-13/16	0.15
18	J.18AVSE	1-9/64	45/64	1	1-13/16	0.16
19	J.19AVSE	1-7/32	45/64	1	1-31/32	0.16



FACOM® 3/8" DRIVE DEEP METRIC INSULATED SOCKETS - 12 POINT



MM	Product #	Nut End Outside Diameter (in)	Drive End Outside Diameter (in)	Overall Length (in)	Weight (lbs)
8	J.8LAVSE	3/4	45/64	2-31/64	0.10
13	J.13LAVSE	55/64	45/64	2-31/64	0.17
14	J.14LAVSE	29/32	45/64	2-23/32	0.18
16	J.16LAVSE	29/32	45/64	2-63/64	0.27
17	J.17LAVSE	63/64	45/64	2-63/64	0.33
18	J.18LAVSE	1-1/16	45/64	2-63/64	0.37
19	J.19LAVSE	1-7/64	45/64	2-63/64	0.33

FACOM® 3/8" DRIVE METRIC INSULATED HEX BIT SOCKETS



MM	Product #	Bit Length (in)	Nut End Outside Diameter (in)	Drive End Outside Diameter (in)	Overall Length (in)	Weight (lbs)
4	JT.4AVSE	25/64	25/64	45/64	3-5/32	0.10
5	JT.5AVSE	25/64	25/64	45/64	2-9/16	0.10
6	JT.6AVSE	25/64	25/64	45/64	2-9/16	0.10
7	JT.7AVSE	25/64	25/64	45/64	2-9/16	0.11
8	JT.8AVSE	25/64	25/64	45/64	2-3/4	0.13
10	JT.10AVSE	25/64	25/64	45/64	2-3/4	0.13

FACOM® 1/2" DRIVE METRIC INSULATED SOCKETS - 12 POINT



MM	Product #	Nut End Outside Diameter (in)	Drive End Outside Diameter (in)	Bolt Clearance Depth (in)	Overall Length (in)	Weight (lbs)
8	S.8AVSE	43/64	55/64	2-1/16	2-5/32	0.14
9	S.9AVSE	45/64	55/64	2-1/16	3-5/32	0.15
10	S.10AVSE	3/4	55/64	2-1/16	2-5/32	0.14
11	S.11AVSE	25/32	55/64	2-1/16	2-5/32	0.15
12	S.12AVSE	55/64	55/64	2-1/16	2-5/32	0.15
13	S.13AVSE	29/32	55/64	2-1/16	2-5/32	0.16
14	S.14AVSE	15/16	55/64	2-1/16	3-5/32	0.16
17	S.17AVSE	1-7/64	55/64	2-1/16	2-5/32	0.18
19	S.19AVSE	1-17/64	55/64	2-1/16	2-5/32	0.20
21	S.21AVSE	1-19/64	55/64	2-1/16	2-5/32	0.23
22	S.22AVSE	1-11/32	55/64	2-1/16	2-5/32	0.25

3/8" & 1/2" DRIVE INSULATED SOCKETS

FACOM® 1/2" DRIVE DEEP METRIC INSULATED SOCKETS - 12 POINT



MM	Product #	Nut End Outside Diameter (in)	Drive End Outside Diameter (in)	Bolt Clearance Depth (in)	Overall Length (in)	Weight (lbs)
12	S.12LAVSE	55/64	55/64	3-1/32	3-1/32	0.39
13	S.13LAVSE	29/32	55/64	3-1/32	3-1/32	0.39
14	S.14LAVSE	15/16	55/64	3-1/32	3-1/32	0.39
16	S.16LAVSE	1-1/16	55/64	3-1/32	3-1/32	0.39
17	S.17LAVSE	1-3/32	55/64	3-1/32	3-1/32	0.39
18	S.18LAVSE	1-5/32	55/64	3-1/32	3-1/32	0.47
19	S.19LAVSE	1-1/4	55/64	3-1/32	3-1/32	0.52

FACOM® 1/2" DRIVE METRIC INSULATED HEX BIT SOCKETS



MM	Product #	Nut End Outside Diameter (in)	Drive End Outside Diameter (in)	Overall Length (in)	Weight (lbs)
8	ST.8AVSE	5/16	55/64	2-3/4	0.19
10	ST.10AVSE	25/64	55/64	2-3/4	0.19
12	ST.12AVSE	15/32	55/64	3-5/8	0.31
14	ST.14AVSE	22	17	3-5/8	0.34
17	ST.17AVSE	22	19	3-5/8	0.37



SOCKET RAIL & STUD SETS

- › Lightweight, anodized aluminum rails provide durability without sacrificing added weight.
- › 360-degree rotating studs allow for perfect positioning on sockets for maximum visibility of the size markings.
- › Includes socket studs featuring metal ball detent for strong hold on sockets.



Product #	Drive Size (in)	# of Studs	Overall Length (in)	Weight (lbs)
J2501RS	1/4	8	6	0.08
J2502RS	1/4	11	9	0.13
J2503RS	3/8	7	6	0.09
J2504RS	3/8	13	13	0.22
J2522RS	1/2	8	9	0.13
J2505RS	1/2	12	17	0.34



SOCKET RAILS

- › Lightweight, anodized aluminum rails provide durability without sacrificing added weight.
- › Customize with socket studs and rail magnets for optimal socket organization. Stud and magnet packs sold separately.



Product #	Drive Size (in)	# of Rails	Overall Length (in)	Weight (lbs)
J2506R	1/4 & 3/8	1	6	0.07
J2507R	1/4 & 3/8	1	9	0.11
J2508R	1/2	1	9	0.11
J2509R	3/8	1	13	0.16
J2510R	1/2	1	13	0.15
J2511R	1/2	1	17	0.23



SOCKET STUD PACKS

- › 360-degree rotating studs allow for perfect positioning of sockets for maximum visibility of the size markings.
- › Socket studs feature metal ball detent for a strong hold on sockets.
- › Pair with socket rails for custom organization. Socket Rails sold separately.




Product #	Drive Size (in)	# of Studs	Overall Length (in)	Weight (lbs)
J2512S	1/4	5	-	0.25
J2513S	3/8	5	-	0.02
J2514S	1/2	5	-	0.03
J2515S	1/4	10	-	0.50
J2516S	3/8	10	-	0.03
J2517S	1/2	10	-	0.06



STUD RAIL TRAY SETS

- › Lightweight, anodized aluminum rails provide durability without sacrificing added weight.



Product #	Drive Size (in)	# of Trays	Overall Length (in)	Weight (lbs)
J2518TS	3/8	20	14	0.47
J2519TS	1/2	20	14	0.63




MAGNETIC KIT FOR SOCKET RAILS

Product #	Drive Size (in)	Weight (lbs)
J2520MAG	1/2	0.11
J2521MAG	1/4 & 3/8	0.11



- › Allows users to customize number of sockets stored on the rail and maximize storage space.
- › Includes magnets, rail locks and non-marring pads to maintain magnet placement.



SOCKET BARS SETS

- ▶ Heavy gauge all welded steel construction.

Product #	Drive Size (in)	# of Clips	Overall Length (in)	Weight (lbs)
J2570	1/4	10	9	0.15
J2571	1/4	16	17	0.21
J2572	3/8	10	9	0.16
J2585919	3/8	11	9	0.10
J25889111	3/8	11	11	0.12
J25869113	3/8	13	6	0.06
J2579	3/8	13	16.90	0.18
J2573	3/8	16	17	0.23
J2578	1/2	12	16.90	0.22
J2580	1/2	15	16.60	0.24
J2575	1/2	16	17	0.28
J2576	3/4	5	9	0.19
J2577	3/4	8	17	0.30



SOCKET BARS

- ▶ All clips fit all bars.

Product #	Overall Length (in)	Weight (lbs)
J2584	6-1/4	0.06
J2585	9	0.08
J2586	13	0.11
J2587	17	0.15
J2588	11	0.10



SOCKET CLIPS

- ▶ All clips fit all bars.

Product #	Drive Size (in)	Weight (lbs)
J2590	1/4	0.01
J2591	3/8	0.01
J2592	1/2	0.01
J2594	3/4	0.01





CONTENTS

IMPACT WRENCHES . . .	392-396
AIR RATCHETS	397
DIE GRINDERS	398



PISTOL GRIP IMPACT WRENCHES

Titanium housing helps to reduce weight, improve balance and ensure maximum durability.

Robust twin hammer mechanism for efficient energy transfer and long service life.

Feather throttle for maximum operator control.

Three position power regulator for forward rotation. Reverse rotation operates at maximum for highest breakaway torque.

Protect your pistol grip impact wrenches with optional Protective Boots.

Ambidextrous forward/reverse lever can be actuated with a single hand, even with gloves on.

Ergonomically designed handle-forward design improves balance and control, helping to reduce operator fatigue.

360° Rotating Air Inlet Fitting.



PROTECTIVE BOOT

- ▶ Fits your tool like a glove and protects it from the elements.
- ▶ Moisture resistant.

TITANIUM SERIES AIR IMPACT WRENCHES

Product #	Thru Hole Model	Protective Boot	Drive Size (in)	Breakaway Torque (ft-lbs)	Average Air Consumption (cfm)	Air Inlet (npt) (in)	Blow Rate (bpm)	Free Speed (rpm)	Sound Level (db)	Vibration Level (m)	Overall Length (in)	Weight (lbs)
J138WP	J138WP-TH	J138PB	3/8	525	4.40	1/4	1750	10500	93.8	3.06	6.00	2.90
J150WP-C	J150WP-CTH	J138PB	1/2 (Compact)	590	4.40	1/4	1750	10500	93.8	3.06	6.10	3.00
J150WP	J150WP-TH	J150PB	1/2	1260	5.10	1/4	1160	7225	97.6	4.91	7.10	4.60
J175WP	J175WP	J175PB	3/4	1560	7.10	3/8	950	5300	93.8	4.91	8.90	8.40

J138PB will fit both the 3/8" and 1/2" Compact Impacts.



PISTOL GRIP MINI IMPACT WRENCHES



Rubber bumpers for durability.

Variable speed trigger for optimal speed regulation.

Easy-to-use one-hand forward/reverse switch with integrated three position regulator.

Comfortable rubber injected overlay grip is resistant to oils and acids.

MINI IMPACT WRENCHES

Product #	Drive Size (in)	Breakaway Torque (ft-lbs)	Average Air Consumption (cfm)	Air Inlet (npt) (in)	Blow Rate (bpm)	Free Speed (rpm)	Sound Level (db)	Vibration Level (m)	Overall Length (in)	Weight (lbs)
J138WP-M	3/8	445	3.00	1/4	1350	6000	104.20	7.78	4.40	2.90
J150WP-M	1/2	635	4.50	1/4	1500	10000	108.10	9.57	4.40	2.90

INLINE IMPACT WRENCHES

- ▶ Excellent power to weight ratio.
- ▶ Rubber bumper for durability.
- ▶ Suspension hangers.
- ▶ Breakaway Torque: 2,500 ft/lbs.
- ▶ Impacts Per Minute: 1,000.



Flush



Extended



#5 Spline

Three different anvil options available.



Adjustable side handle included.

Two-stage trigger for more control.

Convenient forward/reverse location.

Comfort grip for low vibration.

Oversized D-Handle allows for use with gloves.



Includes optional outside trigger.

LARGE DRIVE INLINE IMPACT WRENCHES

Product #	Drive Size	Anvil	Air Inlet (npt) (in)	Average Air Consumption (cfm)	Free Speed (rpm)	Desired Air Pressure (psi)	Blow Rate (bpm)	Sound Level (db)	Vibration Level (m)	Overall Length (in)	Weight (lbs)
J199WD	1"	Flush Thru Hole	1/2	12.00	5000	90	1000	104.40	14.75	15.00	16.00
J199WD-6	1"	6" Extended Thru Hole	1/2	12.00	5000	90	1000	105.00	15.60	20.30	17.90
J199WD-S	#5 Spl.	6" Extended Thru Hole	1/2	12.00	5000	90	1000	105.00	10.30	20.30	19.60




PISTOL IMPACT WRENCHES

- ▶ Excellent power to weight ratio.
- ▶ Rubber bumper for durability.
- ▶ Compact size for tight spaces.
- ▶ Breakaway Torque: 2,500 ft/lbs.
- ▶ Impacts Per Minute: 900.



Flush



Extended



#5 Spline



LARGE DRIVE IMPACT PISTOL WRENCHES

Product #	Drive Size	Anvil	Air Inlet (npt) (in)	Average Air Consumption (cfm)	Free Speed (rpm)	Desired Air Pressure (psi)	Blow Rate (bpm)	Sound Level (db)	Vibration Level (m)	Overall Length (in)	Weight (lbs)
J199WP	1"	Flush Thru Hole	1/2	12.00	5000	90	1000	100.90	6.87	11.00	15.20
J199WP-6	1"	6" Extended Thru Hole	1/2	12.00	5000	90	1000	100.10	8.32	16.30	17.30
J199WP-S	#5 Spl.	6" Extended Thru Hole	1/2	12.00	5000	90	1000	99.10	6.52	16.30	18.90

ANGLE IMPACT WRENCHES



Low profile head improves access to tight areas while housing design contains gearing to reduce maintenance issues.

Impact mechanism delivers high torque with low reaction force, reducing effort and improving comfort and control.

Feather start trigger and forward/reverse ring for ease of use and increased productivity.

PROTO air tools feature exhaust deflectors for reduced noise.

TITANIUM SERIES ANGLE IMPACT WRENCHES

Product #	Drive Size (in)	Breakaway Torque (ft-lbs)	Average Air Consumption (cfm)	Blow Rate Forward (bpm)	Blow Rate Reverse (bpm)	Free Speed (rpm)	Overall Length (in)	Weight (lbs)
J138WA	3/8	170	5.00	1600	1700	7200	13.90	4.00
J150WA	1/2	200	5.00	1600	1700	7200	13.90	4.00



SEALED HEAD AIR RATCHETS



Quick Release for easy socket changes.

Low Profile Head improves access to tight areas.



Lightweight Titanium Sealed Head for improved durability, lower maintenance and superior balance.

Forward/Reverse Control Ring positioned away from ratcheting head for greater usability.

360-degree Directional Exhaust.

Non-Slip Textured Rubber Grip.

Feather Start Trigger for added safety and control.

TITANIUM SERIES SEALED HEAD AIR RATCHETS

Product #	Drive Size (in)	Max. Torque (ft-lbs)	Average Air Consumption (cfm)	Free Speed (rpm)	Vibration Level (m/s ²)	Noise Level (dB(A))	Overall Length (in)	Weight (lbs)
J138RSH	3/8	65	3.70	350	5.57	89.30	12.40	2.90
J150RSH	1/2	65	3.70	350	5.57	89.30	12.40	2.90

DIE GRINDERS

- › Tool free power adjustment.
- › Precision collet for accurate material removal.
- › New design throttle with lockout allows for better control.



Straight



90°



120°



Extended

Four different heads available.



360° Rotating exhaust allows user to direct exhaust away from body.

MINI DIE GRINDER

Product #	Type	Motor Power (hP)	Speed (rpm)	Overall Length (in)	Weight (lbs)
J325AGS	1/4" Straight	0.30	30,000	6.30	1.00
J325AGAH90	1/4" 90°	0.30	23,000	6.50	1.20
J325AGAH120	1/4" 120°	0.30	24,000	7.50	1.20
J325AGSE	1/4" Extended	0.30	28,000	10.30	1.50

Three different heads available.



360° Rotating exhaust allows user to direct exhaust away from body.

MEDIUM DIE GRINDER

Product #	Type	Motor Power (hP)	Speed (rpm)	Overall Length (in)	Weight (lbs)
J525AGS	1/4" Straight	0.50	25,000	7.00	1.50
J525AGAH90	1/4" 90°	0.50	18,500	6.90	1.70
J525AGSE	1/4" Extended	0.50	23,000	10.50	2.20



CONTENTS

1/4" DRIVE IMPACT	
SETS401-403
OPEN STOCK440-442
1/4" & 3/8" DRIVE	
IMPACT SOCKET SET403
3/8" & 1/2" DRIVE	
IMPACT SOCKET SET404-405
3/8" DRIVE IMPACT	
SETS406-416
OPEN STOCK443-450
1/2" DRIVE IMPACT	
SETS417-429
OPEN STOCK451-459
3/4" DRIVE IMPACT	
SETS430-434
OPEN STOCK460-467
1" DRIVE IMPACT	
SETS435-439
OPEN STOCK468-475
1-1/2" DRIVE IMPACT SOCKETS	
SETS476-479
OPEN STOCK480-481
2-1/2" DRIVE IMPACT SOCKETS	.482-483
SETS482-482
OPEN STOCK483
#5 SPLINE DRIVE IMPACT SOCKETS	.483-484
MAGNETIC IMPACT SOCKETS	.485-486
POWER SOCKETS	.487-488




IMPACT SOCKET SAFETY

This is your sign of safety.



Straight Pin with Smooth Sides.



Bent Pin with Notched Sides.

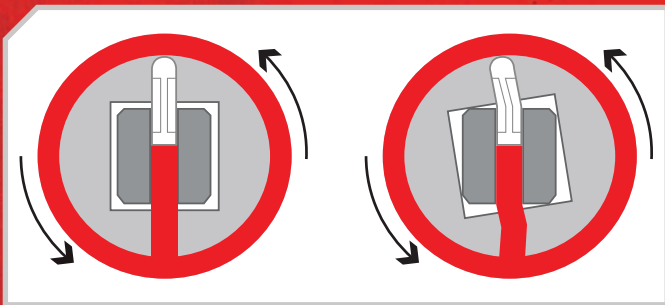
RETAINING SAFETY

Properly used, retaining rings hold sockets firmly in place on drive anvils.

- › Always use retaining rings with pneumatic drive anvils and sockets.
- › Install rings correctly to ensure all rotational force stays between the anvil and socket as rings are only intended to support the weight of the socket.
- › Consider using crush gauge rings for added safety.
- › Be sure to inspect both drive anvil and socket carefully before using.

HOW THE CRUSH GAUGE IMPROVES SAFETY

Cracked or worn sockets pose a safety hazard. Our Crush Gauge Ring can indicate wear before there's a catastrophic failure. When a socket is cracked or excessively worn or when an anvil is worn, the drive tool and socket don't rotate tightly together. That action crimps the pin or "crush gauge" on the retaining ring. If that happens, you know to inspect and replace the socket or drive anvil.



RETAINING RINGS

When used correctly, retaining rings improve both the safety and performance of pneumatic impact drivers. Proto® offers three styles:

Crush Gauge Rings



One-Piece Rings



Traditional Rings





1/4" DRIVE IMPACT SOCKET SETS

1/4" DRIVE 13 PIECE IMPACT SOCKET SET - 6 POINT

Product #: J69206



6

MM

Contents	Description
J6904M*	Socket, Impact 1/4" DR 4 mm 6 PT
J6905M	Socket, Impact 1/4" DR 5 mm 6 PT
J69055M	Socket, Impact 1/4" DR 5.5 mm 6 PT
J6906M	Socket, Impact 1/4" DR 6 mm 6 PT
J6907M	Socket, Impact 1/4" DR 7 mm 6 PT
J6908M	Socket, Impact 1/4" DR 8 mm 6 PT
J6909M	Socket, Impact 1/4" DR 9 mm 6 PT
J6910M	Socket, Impact 1/4" DR 10 mm 6 PT
J6911M	Socket, Impact 1/4" DR 11 mm 6 PT
J6912M	Socket, Impact 1/4" DR 12 mm 6 PT
J6913M	Socket, Impact 1/4" DR 13 mm 6 PT
J6914M	Socket, Impact 1/4" DR 14 mm 6 PT
J6915M	Socket, Impact 1/4" DR 15 mm 6 PT
J2588	Socket Bar, 11"
J2590	Socket Clip, 1/4" DR

Weight (lbs): 0.88

ASME B107.110-2012

*This size not covered under ASME Standards

1/4" DRIVE 11 PIECE IMPACT SOCKET SET - 6 POINT

Product #: J69106



6

INCH

Contents	Description
J6906H	Socket, Impact 1/4" DR 3/16" 6 PT
J6907H	Socket, Impact 1/4" DR 7/32" 6 PT
J6908H	Socket, Impact 1/4" DR 1/4" 6 PT
J6909H	Socket, Impact 1/4" DR 9/32" 6 PT
J6910H	Socket, Impact 1/4" DR 5/16" 6 PT
J6911H	Socket, Impact 1/4" DR 11/32" 6 PT
J6912H	Socket, Impact 1/4" DR 3/8" 6 PT
J6914H	Socket, Impact 1/4" DR 7/16" 6 PT
J6916H	Socket, Impact 1/4" DR 1/2" 6 PT
J6918H	Socket, Impact 1/4" DR 9/16" 6 PT
J6920H*	Socket, Impact 1/4" DR 5/8" 6 PT
J2585	Socket Bar, 9"
J2590	Socket Clip, 1/4" DR

Weight (lbs): 0.66

ASME B107.110-2012

*This size not covered under ASME Standards

1/4" DRIVE 11 PIECE DEEP IMPACT SOCKET SET - 6 POINT

Product #: J69116



6

INCH

Contents	Description
J6506H	Socket, Impact Deep 1/4" DR 3/16" 6 PT
J6507H	Socket, Impact Deep 1/4" DR 7/32" 6 PT
J6508H	Socket, Impact Deep 1/4" DR 1/4" 6 PT
J6509H	Socket, Impact Deep 1/4" DR 9/32" 6 PT
J6510H	Socket, Impact Deep 1/4" DR 5/16" 6 PT
J6511H	Socket, Impact Deep 1/4" DR 11/32" 6 PT
J6512H	Socket, Impact Deep 1/4" DR 3/8" 6 PT
J6514H	Socket, Impact Deep 1/4" DR 7/16" 6 PT
J6516H	Socket, Impact Deep 1/4" DR 1/2" 6 PT
J6518H	Socket, Impact Deep 1/4" DR 9/16" 6 PT
J6520H*	Socket, Impact Deep 1/4" DR 5/8" 6 PT
J2585	Socket Bar, 9"
J2590	Socket Clip, 1/4" DR

Weight (lbs): 1.32

ASME B107.110-2012

*This size not covered under ASME Standards

1/4" DRIVE 11 PIECE METRIC DEEP IMPACT SOCKET SET - 6 POINT

Product #: J69212



6

MM

Contents	Description
J6505MH	Socket, Impact Deep 1/4" DR 5 mm 6 PT
J6506MH	Socket, Impact Deep 1/4" DR 6 mm 6 PT
J6507MH	Socket, Impact Deep 1/4" DR 7 mm 6 PT
J6508MH	Socket, Impact Deep 1/4" DR 8 mm 6 PT
J6509MH	Socket, Impact Deep 1/4" DR 9 mm 6 PT
J6510MH	Socket, Impact Deep 1/4" DR 10 mm 6 PT
J6511MH	Socket, Impact Deep 1/4" DR 11 mm 6 PT
J6512MH	Socket, Impact Deep 1/4" DR 12 mm 6 PT
J6513MH	Socket, Impact Deep 1/4" DR 13 mm 6 PT
J6514MH	Socket, Impact Deep 1/4" DR 14 mm 6 PT
J6515MH	Socket, Impact Deep 1/4" DR 15 mm 6 PT
J2585	Socket Bar, 9"
J2590	Socket Clip, 1/4" DR

Weight (lbs): 1.36

ASME B107.110-2012

4 4 POINT 6 6 POINT 8 8 POINT 12 12 POINT SPL SPLINE TORX TORX® HEX HEX BLACK OXIDE

1/4" DRIVE 7 PIECE IMPACT SOCKET SET - 6 POINT

Product #: J69202



Contents	Description
J6907M	Socket, Impact 1/4" DR 7 mm 6 PT
J6908M	Socket, Impact 1/4" DR 8 mm 6 PT
J6909M	Socket, Impact 1/4" DR 9 mm 6 PT
J6910M	Socket, Impact 1/4" DR 10 mm 6 PT
J6911M	Socket, Impact 1/4" DR 11 mm 6 PT
J6912M	Socket, Impact 1/4" DR 12 mm 6 PT
J6913M	Socket, Impact 1/4" DR 13 mm 6 PT
J2590	Socket Clip, 1/4" DR

Weight (lbs): 0.40

ASME B107.110-2012

1/4" DRIVE 6 PIECE IMPACT SOCKET SET - 6 POINT

Product #: J69102



Contents	Description
J6908H	Socket, Impact 1/4" DR 1/4" 6 PT
J6910H	Socket, Impact 1/4" DR 5/16" 6 PT
J6912H	Socket, Impact 1/4" DR 3/8" 6 PT
J6914H	Socket, Impact 1/4" DR 7/16" 6 PT
J6916H	Socket, Impact 1/4" DR 1/2" 6 PT
J6918H	Socket, Impact 1/4" DR 9/16" 6 PT
J2584	Socket Bar, 6-1/4"
J2590	Socket Clip, 1/4" DR

Weight (lbs): 0.40

ASME B107.110-2012

1/4" DRIVE 9 PIECE METRIC UNIVERSAL IMPACT SOCKET SET - 12 POINT

Product #: J62133M



MM

- ▶ The TorquePlus™ features apply.
- ▶ Stamped size for easy reference.
- ▶ Side locking hole.



- ▶ Radius-corner socket design
- ▶ Engages flats for better grip
- ▶ Extends fastener life
- ▶ Turns worn fasteners easily

Contents	Description
J66555MP	Socket, Impact Universal 1/4" DR 5.5 mm 12 PT
J66506MP	Socket, Impact Universal 1/4" DR 6 mm 12 PT
J66507MP	Socket, Impact Universal 1/4" DR 7 mm 12 PT
J66508MP	Socket, Impact Universal 1/4" DR 8 mm 12 PT
J66509MP	Socket, Impact Universal 1/4" DR 9 mm 12 PT
J66510MP	Socket, Impact Universal 1/4" DR 10 mm 12 PT
J66511MP	Socket, Impact Universal 1/4" DR 11 mm 12 PT
J66512MP	Socket, Impact Universal 1/4" DR 12 mm 12 PT
J66513MP	Socket, Impact Universal 1/4" DR 13 mm 12 PT
J2590	Socket Clip, 1/4" DR
J2585	Socket Bar, 9"

Weight (lbs): 2.20

ASME B107.110-2012





1/4" DRIVE 7 PIECE TORX® IMPACT SOCKET SET

Product #: **J69132**



Contents	Description
J6904TX	Socket, Impact 1/4" DR Torx® E4
J6905TX	Socket, Impact 1/4" DR Torx® E5
J6906TX	Socket, Impact 1/4" DR Torx® E6
J6907TX	Socket, Impact 1/4" DR Torx® E7
J6908TX	Socket, Impact 1/4" DR Torx® E8
J6910TX	Socket, Impact 1/4" DR Torx® E10
J6912TX	Socket, Impact 1/4" DR Torx® E12
J2584	Socket Bar, 6-1/4"
J2590	Socket Clip, 1/4" DR

Weight (lbs): 0.38

ASME B107.110-2012 



1/4" DRIVE IMPACT SOCKET SETS

1/4" & 3/8" DRIVE 10 PIECE TORX® IMPACT SOCKET SET

Product #: **J39230**



Contents	Description
J6904TX	Socket, Impact 1/4" DR Torx® E4
J6905TX	Socket, Impact 1/4" DR Torx® E5
J6906TX	Socket, Impact 1/4" DR Torx® E6
J6907TX	Socket, Impact 1/4" DR Torx® E7
J6908TX	Socket, Impact 1/4" DR Torx® E8
J7208TX	Socket, Impact 3/8" DR Torx® E8
J7210TX	Socket, Impact 3/8" DR Torx® E10
J7212TX	Socket, Impact 3/8" DR Torx® E12
J7214TX	Socket, Impact 3/8" DR Torx® E14
J7216TX	Socket, Impact 3/8" DR Torx® E16
J2585	Socket Bar, 9"
J2590	Socket Clip, 1/4" DR
J2591	Socket Clip, 3/8" DR
J5299R	Set Box, 10-3/8"

Weight (lbs): 2.13

ASME B107.110-2012 



3/8" & 1/2" DRIVE 86 PIECE IMPACT SOCKET SET - 6 POINT

Product #: J7274

6

INCH MM





Contents	Description
J7210H	Socket, Impact 3/8" DR 5/16" 6 PT
J7212H	Socket, Impact 3/8" DR 3/8" 6 PT
J7214H	Socket, Impact 3/8" DR 7/16" 6 PT
J7216H	Socket, Impact 3/8" DR 1/2" 6 PT
J7218H	Socket, Impact 3/8" DR 9/16" 6 PT
J7220H	Socket, Impact 3/8" DR 5/8" 6 PT
J7222H	Socket, Impact 3/8" DR 11/16" 6 PT
J7224H	Socket, Impact 3/8" DR 3/4" 6 PT
J7710H	Socket, Impact Deep 3/8" DR 5/16" 6 PT
J7712H	Socket, Impact Deep 3/8" DR 3/8" 6 PT
J7714H	Socket, Impact Deep 3/8" DR 7/16" 6 PT
J7716H	Socket, Impact Deep 3/8" DR 1/2" 6 PT
J7718H	Socket, Impact Deep 3/8" DR 9/16" 6 PT
J7720H	Socket, Impact Deep 3/8" DR 5/8" 6 PT
J7722H	Socket, Impact Deep 3/8" DR 11/16" 6 PT
J7724H	Socket, Impact Deep 3/8" DR 3/4" 6 PT
J7209M	Socket, Impact 3/8" DR 9 mm 6 PT
J7210M	Socket, Impact 3/8" DR 10 mm 6 PT
J7211M	Socket, Impact 3/8" DR 11 mm 6 PT
J7213M	Socket, Impact 3/8" DR 13 mm 6 PT
J7214M	Socket, Impact 3/8" DR 14 mm 6 PT
J7215M	Socket, Impact 3/8" DR 15 mm 6 PT
J7217M	Socket, Impact 3/8" DR 17 mm 6 PT
J7219M	Socket, Impact 3/8" DR 19 mm 6 PT
J7009M	Socket, Impact Deep 3/8" DR 9 mm 6 PT
J7010M	Socket, Impact Deep 3/8" DR 10 mm 6 PT
J7011M	Socket, Impact Deep 3/8" DR 11 mm 6 PT
J7013M	Socket, Impact Deep 3/8" DR 13 mm 6 PT
J7014M	Socket, Impact Deep 3/8" DR 14 mm 6 PT
J7015M	Socket, Impact Deep 3/8" DR 15 mm 6 PT
J7017M	Socket, Impact Deep 3/8" DR 17 mm 6 PT
J7019M	Socket, Impact Deep 3/8" DR 19 mm 6 PT
J7414H	Socket, Impact 1/2" DR 7/16" 6 PT
J7416H	Socket, Impact 1/2" DR 1/2" 6 PT
J7418H	Socket, Impact 1/2" DR 9/16" 6 PT
J7420H	Socket, Impact 1/2" DR 5/8" 6 PT
J7422H	Socket, Impact 1/2" DR 11/16" 6 PT
J7424H	Socket, Impact 1/2" DR 3/4" 6 PT
J7426H	Socket, Impact 1/2" DR 13/16" 6 PT
J7428H	Socket, Impact 1/2" DR 7/8" 6 PT
J7430H	Socket, Impact 1/2" DR 15/16" 6 PT
J7432H	Socket, Impact 1/2" DR 1" 6 PT
J7434H	Socket, Impact 1/2" DR 1-1/16" 6 PT
J7436H	Socket, Impact 1/2" DR 1-1/8" 6 PT
J7440H	Socket, Impact 1/2" DR 1-1/4" 6 PT

Contents	Description
J7314H	Socket, Impact Deep 1/2" DR 7/16" 6 PT
J7316H	Socket, Impact Deep 1/2" DR 1/2" 6 PT
J7318H	Socket, Impact Deep 1/2" DR 9/16" 6 PT
J7320H	Socket, Impact Deep 1/2" DR 5/8" 6 PT
J7322H	Socket, Impact Deep 1/2" DR 11/16" 6 PT
J7324H	Socket, Impact Deep 1/2" DR 3/4" 6 PT
J7326H	Socket, Impact Deep 1/2" DR 13/16" 6 PT
J7328H	Socket, Impact Deep 1/2" DR 7/8" 6 PT
J7330H	Socket, Impact Deep 1/2" DR 15/16" 6 PT
J7332H	Socket, Impact Deep 1/2" DR 1" 6 PT
J7334H	Socket, Impact Deep 1/2" DR 1-1/16" 6 PT
J7336H	Socket, Impact Deep 1/2" DR 1-1/8" 6 PT
J7340H	Socket, Impact Deep 1/2" DR 1-1/4" 6 PT
J7410M	Socket, Impact 1/2" DR 10 mm 6 PT
J7411M	Socket, Impact 1/2" DR 11 mm 6 PT
J7412M	Socket, Impact 1/2" DR 12 mm 6 PT
J7413M	Socket, Impact 1/2" DR 13 mm 6 PT
J7414M	Socket, Impact 1/2" DR 14 mm 6 PT
J7415M	Socket, Impact 1/2" DR 15 mm 6 PT
J7416M	Socket, Impact 1/2" DR 16 mm 6 PT
J7417M	Socket, Impact 1/2" DR 17 mm 6 PT
J7418M	Socket, Impact 1/2" DR 18 mm 6 PT
J7419M	Socket, Impact 1/2" DR 19 mm 6 PT
J7421M	Socket, Impact 1/2" DR 21 mm 6 PT
J7422M	Socket, Impact 1/2" DR 22 mm 6 PT
J7426M	Socket, Impact 1/2" DR 26 mm 6 PT
J7427M	Socket, Impact 1/2" DR 27 mm 6 PT
J7310M'	Socket, Impact Deep 1/2" DR 10 mm 6 PT
J7311M'	Socket, Impact Deep 1/2" DR 11 mm 6 PT
J7312M	Socket, Impact Deep 1/2" DR 12 mm 6 PT
J7313M	Socket, Impact Deep 1/2" DR 13 mm 6 PT
J7314M	Socket, Impact Deep 1/2" DR 14 mm 6 PT
J7315M	Socket, Impact Deep 1/2" DR 15 mm 6 PT
J7316M	Socket, Impact Deep 1/2" DR 16 mm 6 PT
J7317M	Socket, Impact Deep 1/2" DR 17 mm 6 PT
J7318M	Socket, Impact Deep 1/2" DR 18 mm 6 PT
J7319M	Socket, Impact Deep 1/2" DR 19 mm 6 PT
J7321M	Socket, Impact Deep 1/2" DR 21 mm 6 PT
J7322M	Socket, Impact Deep 1/2" DR 22 mm 6 PT
J7326M	Socket, Impact Deep 1/2" DR 26 mm 6 PT
J7327M	Socket, Impact Deep 1/2" DR 27 mm 6 PT

Weight (lbs): 32.18

ASME B107.110-2012



*This size not covered under ASME Standards

3/8" DRIVE 25 PIECE IMPACT SOCKET SET - 6 POINT

Product #: **J72125**



Contents	Description
J7208H*	Socket, Impact 3/8" DR 1/4" 6PT
J7210H	Socket, Impact 3/8" DR 5/16" 6PT
J7212H	Socket, Impact 3/8" DR 3/8" 6PT
J7214H	Socket, Impact 3/8" DR 7/16" 6PT
J7216H	Socket, Impact 3/8" DR 1/2" 6PT
J7218H	Socket, Impact 3/8" DR 9/16" 6PT
J7220H	Socket, Impact 3/8" DR 5/8" 6PT
J7222H	Socket, Impact 3/8" DR 11/16" 6PT
J7224H	Socket, Impact 3/8" DR 3/4" 6PT
J7226H	Socket, Impact 3/8" DR 13/16" 6PT
J7228H	Socket, Impact 3/8" DR 7/8" 6PT
J7230H	Socket, Impact 3/8" DR 15/16" 6PT
J7232H	Socket, Impact 3/8" DR 1" 6PT
J7210H	Socket, Impact Deep 3/8" DR 5/16" 6PT
J7212H	Socket, Impact Deep 3/8" DR 3/8" 6PT
J7214H	Socket, Impact Deep 3/8" DR 7/16" 6PT
J7216H	Socket, Impact Deep 3/8" DR 1/2" 6PT
J7218H	Socket, Impact Deep 3/8" DR 9/16" 6PT
J7220H	Socket, Impact Deep 3/8" DR 5/8" 6PT
J7222H	Socket, Impact Deep 3/8" DR 11/16" 6PT
J7224H	Socket, Impact Deep 3/8" DR 3/4" 6PT
J7226H*	Socket, Impact Deep 3/8" DR 13/16" 6PT
J7228H*	Socket, Impact Deep 3/8" DR 7/8" 6PT
J7230H*	Socket, Impact Deep 3/8" DR 15/16" 6PT
J7232H*	Socket, Impact Deep 3/8" DR 1" 6PT
J2591	Socket Clip, 3/8" DR
J2587	Socket Bar, 17"

Weight (lbs): 7.77

ASME B107.110-2012

*This size not covered under ASME Standards

3/8" DRIVE 25 PIECE DEEP IMPACT SOCKET SET - 6 POINT

Product #: **J72118**



Contents	Description
J7710H	Socket, Impact Deep 3/8" DR 5/16" 6 PT
J7712H	Socket, Impact Deep 3/8" DR 3/8" 6 PT
J7714H	Socket, Impact Deep 3/8" DR 7/16" 6 PT
J7716H	Socket, Impact Deep 3/8" DR 1/2" 6 PT
J7718H	Socket, Impact Deep 3/8" DR 9/16" 6 PT
J7720H	Socket, Impact Deep 3/8" DR 5/8" 6 PT
J7722H	Socket, Impact Deep 3/8" DR 11/16" 6 PT
J7724H	Socket, Impact Deep 3/8" DR 3/4" 6 PT
J7726H	Socket, Impact Deep 3/8" DR 13/16" 6 PT
J7728H	Socket, Impact Deep 3/8" DR 7/8" 6 PT
J7730H	Socket, Impact Deep 3/8" DR 15/16" 6 PT
J7732H	Socket, Impact Deep 3/8" DR 1" 6 PT
J7007M*	Socket, Impact Deep 3/8" DR 7 mm 6 PT
J7008M	Socket, Impact Deep 3/8" DR 8 mm 6 PT
J7009M	Socket, Impact Deep 3/8" DR 9 mm 6 PT
J7010M	Socket, Impact Deep 3/8" DR 10 mm 6 PT
J7011M	Socket, Impact Deep 3/8" DR 11 mm 6 PT
J7012M	Socket, Impact Deep 3/8" DR 12 mm 6 PT
J7013M	Socket, Impact Deep 3/8" DR 13 mm 6 PT
J7014M	Socket, Impact Deep 3/8" DR 14 mm 6 PT
J7015M	Socket, Impact Deep 3/8" DR 15 mm 6 PT
J7016M	Socket, Impact Deep 3/8" DR 16 mm 6 PT
J7017M	Socket, Impact Deep 3/8" DR 17 mm 6 PT
J7018M	Socket, Impact Deep 3/8" DR 18 mm 6 PT
J7019M	Socket, Impact Deep 3/8" DR 19 mm 6 PT
J2587	Socket Bar, 17"
J2591	Socket Clip, 3/8" DR

Weight (lbs): 8.99

ASME B107.110-2012

*This size not covered under ASME Standards



3/8" DRIVE 20 PIECE IMPACT SOCKET SET - 6 POINT

Product #: J72220

6

INCH MM



3/8" DRIVE 18 PIECE IMPACT SOCKET SET - 6 POINT

Product #: J72230

6

INCH MM



3/8" DRIVE IMPACT SOCKET SETS

Contents	Description
J7208H*	Socket, Impact 3/8" DR 1/4" 6 PT
J7210H	Socket, Impact 3/8" DR 5/16" 6 PT
J7212H	Socket, Impact 3/8" DR 3/8" 6 PT
J7214H	Socket, Impact 3/8" DR 7/16" 6 PT
J7216H	Socket, Impact 3/8" DR 1/2" 6 PT
J7218H	Socket, Impact 3/8" DR 9/16" 6 PT
J7220H	Socket, Impact 3/8" DR 5/8" 6 PT
J7222H	Socket, Impact 3/8" DR 11/16" 6 PT
J7224H	Socket, Impact 3/8" DR 3/4" 6 PT
J7207M*	Socket, Impact 3/8" DR 7 mm 6 PT
J7208M	Socket, Impact 3/8" DR 8 mm 6 PT
J7209M	Socket, Impact 3/8" DR 9 mm 6 PT
J7210M	Socket, Impact 3/8" DR 10 mm 6 PT
J7211M	Socket, Impact 3/8" DR 11 mm 6 PT
J7212M	Socket, Impact 3/8" DR 12 mm 6 PT
J7213M	Socket, Impact 3/8" DR 13 mm 6 PT
J7214M	Socket, Impact 3/8" DR 14 mm 6 PT
J7215M	Socket, Impact 3/8" DR 15 mm 6 PT
J7216M	Socket, Impact 3/8" DR 16 mm 6 PT
J7217M	Socket, Impact 3/8" DR 17 mm 6 PT
J2585	Socket Bar, 9"
J2591	Socket Clip, 3/8" DR

Contents	Description
J7208H*	Socket, Impact 3/8" DR 1/4" 6 PT
J7210H	Socket, Impact 3/8" DR 5/16" 6 PT
J7212H	Socket, Impact 3/8" DR 3/8" 6 PT
J7214H	Socket, Impact 3/8" DR 7/16" 6 PT
J7216H	Socket, Impact 3/8" DR 1/2" 6 PT
J7218H	Socket, Impact 3/8" DR 9/16" 6 PT
J7220H	Socket, Impact 3/8" DR 5/8" 6 PT
J7222H	Socket, Impact 3/8" DR 11/16" 6 PT
J7224H	Socket, Impact 3/8" DR 3/4" 6 PT
J7210M	Socket, Impact 3/8" DR 10 mm 6 PT
J7211M	Socket, Impact 3/8" DR 11 mm 6 PT
J7212M	Socket, Impact 3/8" DR 12 mm 6 PT
J7213M	Socket, Impact 3/8" DR 13 mm 6 PT
J7214M	Socket, Impact 3/8" DR 14 mm 6 PT
J7215M	Socket, Impact 3/8" DR 15 mm 6 PT
J7217M	Socket, Impact 3/8" DR 17 mm 6 PT
J7218M	Socket, Impact 3/8" DR 18 mm 6 PT
J7219M	Socket, Impact 3/8" DR 19 mm 6 PT
J2586	Socket Bar, 13"
J2591	Socket Clip, 3/8" DR

Weight (lbs): 2.55 ASME B107.110-2012

*This size not covered under ASME Standards

Weight (lbs): 2.15 ASME B107.110-2012

*This size not covered under ASME Standards

3/8" DRIVE 19 PIECE METRIC IMPACT SOCKET SET - 6 POINT

Product #: **J72206**



Contents	Description
J7206M*	Socket, Impact 3/8" DR 6 mm 6 PT
J7207M*	Socket, Impact 3/8" DR 7 mm 6 PT
J7208M	Socket, Impact 3/8" DR 8 mm 6 PT
J7209M	Socket, Impact 3/8" DR 9 mm 6 PT
J7210M	Socket, Impact 3/8" DR 10 mm 6 PT
J7211M	Socket, Impact 3/8" DR 11 mm 6 PT
J7212M	Socket, Impact 3/8" DR 12 mm 6 PT
J7213M	Socket, Impact 3/8" DR 13 mm 6 PT
J7214M	Socket, Impact 3/8" DR 14 mm 6 PT
J7215M	Socket, Impact 3/8" DR 15 mm 6 PT
J7216M	Socket, Impact 3/8" DR 16 mm 6 PT
J7217M	Socket, Impact 3/8" DR 17 mm 6 PT
J7218M	Socket, Impact 3/8" DR 18 mm 6 PT
J7219M	Socket, Impact 3/8" DR 19 mm 6 PT
J7220M	Socket, Impact 3/8" DR 20 mm 6 PT
J7221M	Socket, Impact 3/8" DR 21 mm 6 PT
J7222M	Socket, Impact 3/8" DR 22 mm 6 PT
J7223M	Socket, Impact 3/8" DR 23 mm 6 PT
J7224M	Socket, Impact 3/8" DR 24 mm 6 PT
J2587	Socket Bar, 17"
J2591	Socket Clip, 3/8" DR

Weight (lbs): 2.79

ASME B107.110-2012

*This size not covered under ASME Standards

3/8" DRIVE 19 PIECE METRIC DEEP IMPACT SOCKET SET - 6 POINT

Product #: **J72216**



Contents	Description
J7006M*	Socket, Impact Deep 3/8" DR 6 mm 6 PT
J7007M*	Socket, Impact Deep 3/8" DR 7 mm 6 PT
J7008M	Socket, Impact Deep 3/8" DR 8 mm 6 PT
J7009M	Socket, Impact Deep 3/8" DR 9 mm 6 PT
J7010M	Socket, Impact Deep 3/8" DR 10 mm 6 PT
J7011M	Socket, Impact Deep 3/8" DR 11 mm 6 PT
J7012M	Socket, Impact Deep 3/8" DR 12 mm 6 PT
J7013M	Socket, Impact Deep 3/8" DR 13 mm 6 PT
J7014M	Socket, Impact Deep 3/8" DR 14 mm 6 PT
J7015M	Socket, Impact Deep 3/8" DR 15 mm 6 PT
J7016M	Socket, Impact Deep 3/8" DR 16 mm 6 PT
J7017M	Socket, Impact Deep 3/8" DR 17 mm 6 PT
J7018M	Socket, Impact Deep 3/8" DR 18 mm 6 PT
J7019M	Socket, Impact Deep 3/8" DR 19 mm 6 PT
J7020M	Socket, Impact Deep 3/8" DR 20 mm 6 PT
J7021M	Socket, Impact Deep 3/8" DR 21 mm 6 PT
J7022M	Socket, Impact Deep 3/8" DR 22 mm 6 PT
J7023M	Socket, Impact Deep 3/8" DR 23 mm 6 PT
J7024M	Socket, Impact Deep 3/8" DR 24 mm 6 PT
J2587	Socket Bar, 17"
J2591	Socket Clip, 3/8" DR

Weight (lbs): 6.43

ASME B107.110-2012

*This size not covered under ASME Standards



3/8" DRIVE 15 PIECE IMPACT SOCKET SET - 6 POINT

Product #: **J72106**



INCH



3/8" DRIVE 15 PIECE DEEP IMPACT SOCKET SET - 6 POINT

Product #: **J72116**



INCH



Contents	Description
J7208H*	Socket, Impact 3/8" DR 1/4" 6 PT
J7209H*	Socket, Impact 3/8" DR 9/32" 6 PT
J7210H	Socket, Impact 3/8" DR 5/16" 6 PT
J7211H	Socket, Impact 3/8" DR 11/32" 6 PT
J7212H	Socket, Impact 3/8" DR 3/8" 6 PT
J7214H	Socket, Impact 3/8" DR 7/16" 6 PT
J7216H	Socket, Impact 3/8" DR 1/2" 6 PT
J7218H	Socket, Impact 3/8" DR 9/16" 6 PT
J7220H	Socket, Impact 3/8" DR 5/8" 6 PT
J7222H	Socket, Impact 3/8" DR 11/16" 6 PT
J7224H	Socket, Impact 3/8" DR 3/4" 6 PT
J7226H*	Socket, Impact 3/8" DR 13/16" 6 PT
J7228H	Socket, Impact 3/8" DR 7/8" 6 PT
J7230H	Socket, Impact 3/8" DR 15/16" 6 PT
J7232H*	Socket, Impact 3/8" DR 1" 6 PT
J2587	Socket Bar, 17"
J2591	Socket Clip, 3/8" DR

Weight (lbs): 2.89

ASME B107.110-2012

*This size not covered under ASME Standards

Contents	Description
J7708H*	Socket, Impact Deep 3/8" DR 1/4" 6 PT
J7709H*	Socket, Impact Deep 3/8" DR 9/32" 6 PT
J7710H	Socket, Impact Deep 3/8" DR 5/16" 6 PT
J7711H	Socket, Impact Deep 3/8" DR 11/32" 6 PT
J7712H	Socket, Impact Deep 3/8" DR 3/8" 6 PT
J7714H	Socket, Impact Deep 3/8" DR 7/16" 6 PT
J7716H	Socket, Impact Deep 3/8" DR 1/2" 6 PT
J7718H	Socket, Impact Deep 3/8" DR 9/16" 6 PT
J7720H	Socket, Impact Deep 3/8" DR 5/8" 6 PT
J7722H	Socket, Impact Deep 3/8" DR 11/16" 6 PT
J7724H	Socket, Impact Deep 3/8" DR 3/4" 6 PT
J7726H	Socket, Impact Deep 3/8" DR 13/16" 6 PT
J7728H	Socket, Impact Deep 3/8" DR 7/8" 6 PT
J7730H	Socket, Impact Deep 3/8" DR 15/16" 6 PT
J7732H	Socket, Impact Deep 3/8" DR 1" 6 PT
J2587	Socket Bar, 17"
J2591	Socket Clip, 3/8" DR

Weight (lbs): 5.81

ASME B107.110-2012

*This size not covered under ASME Standards

3/8" DRIVE IMPACT SOCKET SETS

3/8" DRIVE 11 PIECE METRIC IMPACT SOCKET SET - 6 POINT

Product #: J72202



MM



Contents	Description
J7207M*	Socket, Impact 3/8" DR 7 mm 6 PT
J7208M	Socket, Impact 3/8" DR 8 mm 6 PT
J7209M	Socket, Impact 3/8" DR 9 mm 6 PT
J7210M	Socket, Impact 3/8" DR 10 mm 6 PT
J7211M	Socket, Impact 3/8" DR 11 mm 6 PT
J7212M	Socket, Impact 3/8" DR 12 mm 6 PT
J7213M	Socket, Impact 3/8" DR 13 mm 6 PT
J7214M	Socket, Impact 3/8" DR 14 mm 6 PT
J7215M	Socket, Impact 3/8" DR 15 mm 6 PT
J7216M	Socket, Impact 3/8" DR 16 mm 6 PT
J7217M	Socket, Impact 3/8" DR 17 mm 6 PT
J2585	Socket Bar, 9"
J2591	Socket Clip, 3/8" DR

Weight (lbs): 1.14 ASME B107.110-2012

*This size not covered under ASME Standards

3/8" DRIVE 11 PIECE METRIC DEEP IMPACT SOCKET SET - 6 POINT

Product #: J72212



MM



Contents	Description
J7007M*	Socket, Impact Deep 3/8" DR 7 mm 6 PT
J7008M	Socket, Impact Deep 3/8" DR 8 mm 6 PT
J7009M	Socket, Impact Deep 3/8" DR 9 mm 6 PT
J7010M	Socket, Impact Deep 3/8" DR 10 mm 6 PT
J7011M	Socket, Impact Deep 3/8" DR 11 mm 6 PT
J7012M	Socket, Impact Deep 3/8" DR 12 mm 6 PT
J7013M	Socket, Impact Deep 3/8" DR 13 mm 6 PT
J7014M	Socket, Impact Deep 3/8" DR 14 mm 6 PT
J7015M	Socket, Impact Deep 3/8" DR 15 mm 6 PT
J7016M	Socket, Impact Deep 3/8" DR 16 mm 6 PT
J7017M	Socket, Impact Deep 3/8" DR 17 mm 6 PT
J2585	Socket Bar, 9"
J2591	Socket Clip, 3/8" DR

Weight (lbs): 2.71 ASME B107.110-2012

*This size not covered under ASME Standards

3/8" DRIVE 9 PIECE IMPACT SOCKET SET - 6 POINT

Product #: J72102



Contents	Description
J7208H*	Socket, Impact 3/8" DR 1/4" 6 PT
J7210H	Socket, Impact 3/8" DR 5/16" 6 PT
J7212H	Socket, Impact 3/8" DR 3/8" 6 PT
J7214H	Socket, Impact 3/8" DR 7/16" 6 PT
J7216H	Socket, Impact 3/8" DR 1/2" 6 PT
J7218H	Socket, Impact 3/8" DR 9/16" 6 PT
J7220H	Socket, Impact 3/8" DR 5/8" 6 PT
J7222H	Socket, Impact 3/8" DR 11/16" 6 PT
J7224H	Socket, Impact 3/8" DR 3/4" 6 PT
J2585	Socket Bar, 9"
J2591	Socket Clip, 3/8" DR

Weight (lbs): 1.07 ASME B107.110-2012

*This size not covered under ASME Standards

3/8" DRIVE 9 PIECE DEEP IMPACT SOCKET SET - 6 POINT

Product #: J72112



Contents	Description
J7708H*	Socket, Impact Deep 3/8" DR 1/4" 6 PT
J7710H	Socket, Impact Deep 3/8" DR 5/16" 6 PT
J7712H	Socket, Impact Deep 3/8" DR 3/8" 6 PT
J7714H	Socket, Impact Deep 3/8" DR 7/16" 6 PT
J7716H	Socket, Impact Deep 3/8" DR 1/2" 6 PT
J7718H	Socket, Impact Deep 3/8" DR 9/16" 6 PT
J7720H	Socket, Impact Deep 3/8" DR 5/8" 6 PT
J7722H	Socket, Impact Deep 3/8" DR 11/16" 6 PT
J7724H	Socket, Impact Deep 3/8" DR 3/4" 6 PT
J2585	Socket Bar, 9"
J2591	Socket Clip, 3/8" DR

Weight (lbs): 2.42 ASME B107.110-2012

*This size not covered under ASME Standards



3/8" DRIVE 12 PIECE METRIC THIN WALL DEEP IMPACT SOCKET SET - 6 POINT

Product #: J72217

6

MM

Contents	Description
J7008MHT	Socket, Impact Thin Wall Deep 3/8" DR 8 mm 6 PT
J7009MHT	Socket, Impact Thin Wall Deep 3/8" DR 9 mm 6 PT
J7010MHT	Socket, Impact Thin Wall Deep 3/8" DR 10 mm 6 PT
J7011MHT	Socket, Impact Thin Wall Deep 3/8" DR 11 mm 6 PT
J7012MHT	Socket, Impact Thin Wall Deep 3/8" DR 12 mm 6 PT
J7013MHT	Socket, Impact Thin Wall Deep 3/8" DR 13 mm 6 PT
J7014MHT	Socket, Impact Thin Wall Deep 3/8" DR 14 mm 6 PT
J7015MHT	Socket, Impact Thin Wall Deep 3/8" DR 15 mm 6 PT
J7016MHT	Socket, Impact Thin Wall Deep 3/8" DR 16 mm 6 PT
J7017MHT	Socket, Impact Thin Wall Deep 3/8" DR 17 mm 6 PT
J7018MHT	Socket, Impact Thin Wall Deep 3/8" DR 18 mm 6 PT
J7019MHT	Socket, Impact Thin Wall Deep 3/8" DR 19 mm 6 PT

Weight (lbs): 1.92



- › Specifically designed for tight clearance applications.
- › Reduced wall thickness helps improve access to fasteners in restricted areas.
- › All impact sockets feature one through hole and a groove to accept a retaining ring and pin to secure the socket to the power tool anvil.
- › Chamfered service ends for quick and positive fastener engagement.
- › Thin wall sockets are lightweight.
- › Thinner walls help improve productivity by making it easier to gain access to fasteners in confined spaces.
- › Extra deep length helps improve access in confined areas.
- › Often used in application where fasteners are close together, such as tire service.



3/8" DRIVE 9 PIECE THIN WALL DEEP IMPACT SOCKET SET - 6 POINT

Product #: J72117

6

INCH

Contents	Description
J7708HT	Socket, Impact Thin Wall Deep 3/8" DR 1/4" 6 PT
J7710HT	Socket, Impact Thin Wall Deep 3/8" DR 5/16" 6 PT
J7712HT	Socket, Impact Thin Wall Deep 3/8" DR 3/8" 6 PT
J7714HT	Socket, Impact Thin Wall Deep 3/8" DR 7/16" 6 PT
J7716HT	Socket, Impact Thin Wall Deep 3/8" DR 1/2" 6 PT
J7718HT	Socket, Impact Thin Wall Deep 3/8" DR 9/16" 6 PT
J7720HT	Socket, Impact Thin Wall Deep 3/8" DR 5/8" 6 PT
J7722HT	Socket, Impact Thin Wall Deep 3/8" DR 11/16" 6 PT
J7724HT	Socket, Impact Thin Wall Deep 3/8" DR 3/4" 6 PT

Weight (lbs): 1.54



3/8" DRIVE 7 PIECE TORX® IMPACT SOCKET SET

Product #: J72132

- › Proto® Torx® Impact Sockets can be used on stubborn Torx® fasteners.
- › Tight tolerances for snug fit on fastener.
- › Torx® impact sockets are used wherever powered drive tools are used to install or remove fasteners.

- › Torx® impact sockets are designed to withstand the high torque and force associated with impact tools in repetitive application.

Contents	Description
J7206TX	Socket, Impact 3/8" DR Torx® E6
J7207TX	Socket, Impact 3/8" DR Torx® E7
J7208TX	Socket, Impact 3/8" DR Torx® E8
J7210TX	Socket, Impact 3/8" DR Torx® E10
J7212TX	Socket, Impact 3/8" DR Torx® E12
J7214TX	Socket, Impact 3/8" DR Torx® E14
J7216TX	Socket, Impact 3/8" DR Torx® E16
J2584	Socket Bar, 6-1/4"
J2591	Socket Clip, 3/8" DR

Weight (lbs): 0.62



Torx® is a trademark of Acument Intellectual Properties, LLC



3/8" DRIVE 10 PIECE METRIC UNIVERSAL IMPACT SOCKET SET - 6 POINT

Product #: **J72133M**

Contents	Description
J77408MP	Socket, Impact Universal 3/8" DR 8 mm 6 PT
J77410MP	Socket, Impact Universal 3/8" DR 10 mm 6 PT
J77411MP	Socket, Impact Universal 3/8" DR 11 mm 6 PT
J77412MP	Socket, Impact Universal 3/8" DR 12 mm 6 PT
J77413MP	Socket, Impact Universal 3/8" DR 13 mm 6 PT
J77414MP	Socket, Impact Universal 3/8" DR 14 mm 6 PT
J77415MP	Socket, Impact Universal 3/8" DR 15 mm 6 PT
J77416MP	Socket, Impact Universal 3/8" DR 16 mm 6 PT
J77417MP	Socket, Impact Universal 3/8" DR 17 mm 6 PT
J77418MP	Socket, Impact Universal 3/8" DR 18 mm 6 PT
J2585	Socket Bar, 9"
J2591	Socket Clip, 3/8" DR

Weight (lbs): 2.40

ASME B107.110-2012

6

MM



3/8" DRIVE IMPACT SOCKET SETS

3/8" DRIVE 10 PIECE DEEP METRIC UNIVERSAL IMPACT SOCKET SET - 6 POINT

Product #: **J72135M**

Contents	Description
J78410MP	Socket, Impact Universal Deep 3/8" DR 10 mm 6 PT
J78411MP	Socket, Impact Universal Deep 3/8" DR 11 mm 6 PT
J78412MP	Socket, Impact Universal Deep 3/8" DR 12 mm 6 PT
J78413MP	Socket, Impact Universal Deep 3/8" DR 13 mm 6 PT
J78414MP	Socket, Impact Universal Deep 3/8" DR 14 mm 6 PT
J78415MP	Socket, Impact Universal Deep 3/8" DR 15 mm 6 PT
J78416MP	Socket, Impact Universal Deep 3/8" DR 16 mm 6 PT
J78417MP	Socket, Impact Universal Deep 3/8" DR 17 mm 6 PT
J78418MP	Socket, Impact Universal Deep 3/8" DR 18 mm 6 PT
J78419MP	Socket, Impact Universal Deep 3/8" DR 19 mm 6 PT
J2585	Socket Bar, 9"
J2591	Socket Clip, 3/8" DR

Weight (lbs): 3.08

ASME B107.110-2012

6

MM



3/8" DRIVE 10 PIECE METRIC UNIVERSAL IMPACT SOCKET SET - 12 POINT

Product #: **J72137M**

Contents	Description
J77510MP	Socket, Impact Universal 3/8" DR 10 mm 12 PT
J77511MP	Socket, Impact Universal 3/8" DR 11 mm 12 PT
J77512MP	Socket, Impact Universal 3/8" DR 12 mm 12 PT
J77513MP	Socket, Impact Universal 3/8" DR 13 mm 12 PT
J77514MP	Socket, Impact Universal 3/8" DR 14 mm 12 PT
J77515MP	Socket, Impact Universal 3/8" DR 15 mm 12 PT
J77516MP	Socket, Impact Universal 3/8" DR 16 mm 12 PT
J77517MP	Socket, Impact Universal 3/8" DR 17 mm 12 PT
J77518MP	Socket, Impact Universal 3/8" DR 18 mm 12 PT
J77519MP	Socket, Impact Universal 3/8" DR 19 mm 12 PT
J2585	Socket Bar, 9"
J2591	Socket Clip, 3/8" DR

Weight (lbs): 3.08

ASME B107.110-2012

12

MM



3/8" DRIVE 7 PIECE UNIVERSAL IMPACT SOCKET SET - 6 POINT

Product #: **J72144**

- › Ball and spring design which allows for a 30° working angle.
- › Smooth 360° rotation.

6
INCH



Contents	Description
J77273P	Socket, Impact Universal 3/8" DR 3/8" 6 PT
J77274P	Socket, Impact Universal 3/8" DR 7/16" 6 PT
J77275P	Socket, Impact Universal 3/8" DR 1/2" 6 PT
J77276P	Socket, Impact Universal 3/8" DR 9/16" 6 PT
J77277P	Socket, Impact Universal 3/8" DR 5/8" 6 PT
J77278P	Socket, Impact Universal 3/8" DR 1 1/16"
J77279P	Socket, Impact Universal 3/8" DR 3/4"
J2586	Socket Bar, 13"
J2591	Socket Clip, 3/8" DR

Weight (lbs): 2.02 ASME B107.110-2012

3/8" DRIVE 5 PIECE UNIVERSAL IMPACT SOCKET SET - 6 POINT

Product #: **J72142**

6
INCH



Contents	Description
J77273P	Socket, Impact Universal 3/8" DR 3/8" 6 PT
J77274P	Socket, Impact Universal 3/8" DR 7/16" 6 PT
J77275P	Socket, Impact Universal 3/8" DR 1/2" 6 PT
J77276P	Socket, Impact Universal 3/8" DR 9/16" 6 PT
J77277P	Socket, Impact Universal 3/8" DR 5/8" 6 PT
J2591	Socket Clip, 3/8" DR

Weight (lbs): 1.29 ASME B107.110-2012



3/8" & 1/2" DRIVE 10 PIECE HEX BIT IMPACT SOCKET SET

Product #: **J72156**

- ▶ Drive end chamfer and four detents help provide quick positive engagement with drive tool on any of the socket drive walls.
- ▶ Large clearance holes, concentric opening and nut end chamfer make it easy to position socket on fasteners.
- ▶ Made from high strength steel to help minimize wall thickness and provide access to fasteners in recesses and where nuts and bolts protrude.
- ▶ Proto® Hex Bit Impact Sockets can be used on stubborn fasteners.

- ▶ Tight tolerances for snug fit on fastener.
- ▶ Hex bit impact sockets are used wherever powered drive tools are used to install or remove fasteners.
- ▶ Hex bit impact sockets are designed to withstand the high torque and force associated with impact tools in repetitive application.
- ▶ Side locking hole.

Contents	Description
J72901/8	Socket, Impact Hex Bit 3/8" DR 1/8"
J72905/32	Socket, Impact Hex Bit 3/8" DR 5/32"
J72903/16	Socket, Impact Hex Bit 3/8" DR 3/16"
J72907/32	Socket, Impact Hex Bit 3/8" DR 7/32"
J72901/4	Socket, Impact Hex Bit 3/8" DR 1/4"
J72905/16	Socket, Impact Hex Bit 3/8" DR 5/16"
J72903/8	Socket, Impact Hex Bit 3/8" DR 3/8"
J74411/2	Socket, Impact Hex Bit 1/2" DR 1/2"
J74419/16	Socket, Impact Hex Bit 1/2" DR 9/16"
J74415/8	Socket, Impact Hex Bit 1/2" DR 5/8"
J4968PB	Case, Blow Molded Red

Weight (lbs): 2.56



3/8" DRIVE 7 PIECE HEX BIT IMPACT SOCKET SET

Product #: **J72152**

Contents	Description
J72901/8	Socket, Impact Hex Bit 3/8" DR 1/8"
J72905/32	Socket, Impact Hex Bit 3/8" DR 5/32"
J72903/16	Socket, Impact Hex Bit 3/8" DR 3/16"
J72907/32	Socket, Impact Hex Bit 3/8" DR 7/32"
J72901/4	Socket, Impact Hex Bit 3/8" DR 1/4"
J72905/16	Socket, Impact Hex Bit 3/8" DR 5/16"
J72903/8	Socket, Impact Hex Bit 3/8" DR 3/8"
J2585	Socket Bar, 9"
J2591	Socket Clip, 3/8" DR

Weight (lbs): 0.79



3/8" DRIVE 5 PIECE METRIC HEX BIT IMPACT SOCKET SET

Product #: **J72252**

Contents	Description
J7290-4M	Socket, Impact Hex Bit 3/8" DR 4 mm
J7290-5M	Socket, Impact Hex Bit 3/8" DR 5 mm
J7290-6M	Socket, Impact Hex Bit 3/8" DR 6 mm
J7290-8M	Socket, Impact Hex Bit 3/8" DR 8 mm
J7290-10M	Socket, Impact Hex Bit 3/8" DR 10 mm
J2584	Socket Bar, 6-1/4"
J2591	Socket Clip, 3/8" DR

Weight (lbs): 0.64



3/8" DRIVE 13 PIECE HAND IMPACT DRIVER SET

Product #: **J7099A**



- › Designed to loosen hard to turn bolts and nuts.
- › Hand impact driver has heavy-duty spring for added torque.
- › Popular interchangeable bits are packaged in plastic blow-molded case for easy storage.

Contents	Description
J7099	Driver, Hand Impact 3/8" DR 5-1/2"
J60002	Bit, Insert # 1 Phillips 1/4" Hex
J60008	Bit, Insert # 2 Phillips 1/4" Hex
J60020	Bit, Insert # 3 Phillips 1/4" Hex
J60202	Bit, Insert 3/16" Slotted 1/4" Hex
J60208	Bit, Insert 9/32" Slotted 1/4" Hex
J60050	Bit, Insert #1 Phillips 5/16" Hex
J60052	Bit, Insert #2 Phillips 5/16" Hex
J60054	Bit, Insert #3 Phillips 5/16" Hex
J60256	Bit, Insert 10F-12R Slot 5/16" Hex
J60262	Bit, Insert 14F-16R Slot 5/16" Hex
J6930	Bit Holder 3/8" DR 5/16" Hex
J6931	Bit Holder 3/8" DR 1/4" Hex

Weight (lbs): 2.36



3/8" DRIVE 3 PIECE IMPACT EXTENSION SET

Product #: **J7277A**

- › Solid one-piece design helps prevent the locking components from becoming loose or disengaged.
- › Patented locking feature locks sockets to the extension with exceptional force.
- › Knurled shank provides a slip-resistant grip when hand-turning the extension.

Contents	Description
J7175P	Extension, Impact 3/8" DR 3"
J7176P	Extension, Impact 3/8" DR 6"
J7178P	Extension, Impact 3/8" DR 12"

Weight (lbs): 1.25

ASME B107.110-2012



3/8" DRIVE 3 PIECE IMPACT LOCKING EXTENSION SET

Product #: **J7277L**

- › Solid one-piece design helps prevent the locking components from becoming loose or disengaged.
- › Patented locking feature locks sockets to the extension with exceptional force.
- › Knurled shank provides a slip-resistant grip when hand-turning the extension.

Contents	Description
J7203L	Extension, Impact Locking 3/8" DR 3"
J7206L	Extension, Impact Locking 3/8" DR 6"
J7212L	Extension, Impact Locking 3/8" DR 12"

Weight (lbs): 1.25





1/2" DRIVE 30 PIECE DEEP FRACTIONAL & STANDARD METRIC IMPACT SOCKET SET - 6 POINT

Product #: **J54215**

6

INCH **MM**



Contents	Description
J7312H	Socket, Impact Deep 1/2" DR 3/8" 6 PT
J7314H	Socket, Impact Deep 1/2" DR 7/16" 6 PT
J7316H	Socket, Impact Deep 1/2" DR 1/2" 6 PT
J7318H	Socket, Impact Deep 1/2" DR 9/16" 6 PT
J7320H	Socket, Impact Deep 1/2" DR 5/8" 6 PT
J7322H	Socket, Impact Deep 1/2" DR 11/16" 6 PT
J7324H	Socket, Impact Deep 1/2" DR 3/4" 6 PT
J7326H	Socket, Impact Deep 1/2" DR 13/16" 6 PT
J7328H	Socket, Impact Deep 1/2" DR 7/8" 6 PT
J7330H	Socket, Impact Deep 1/2" DR 15/16" 6 PT
J7332H	Socket, Impact Deep 1/2" DR 1" 6 PT
J7334H	Socket, Impact Deep 1/2" DR 1-1/16" 6 PT
J7336H	Socket, Impact Deep 1/2" DR 1-1/8" 6 PT
J7338H	Socket, Impact Deep 1/2" DR 1-3/16" 6 PT
J7340H	Socket, Impact Deep 1/2" DR 1-1/4" 6 PT
J7410M	Socket, Impact 1/2" DR 10 mm 6 PT
J7411M	Socket, Impact 1/2" DR 11 mm 6 PT
J7412M	Socket, Impact 1/2" DR 12 mm 6 PT
J7413M	Socket, Impact 1/2" DR 13 mm 6 PT
J7414M	Socket, Impact 1/2" DR 14 mm 6 PT
J7415M	Socket, Impact 1/2" DR 15 mm 6 PT
J7416M	Socket, Impact 1/2" DR 16 mm 6 PT
J7417M	Socket, Impact 1/2" DR 17 mm 6 PT
J7418M	Socket, Impact 1/2" DR 18 mm 6 PT
J7419M	Socket, Impact 1/2" DR 19 mm 6 PT
J7420M	Socket, Impact 1/2" DR 20 mm 6 PT
J7421M	Socket, Impact 1/2" DR 21 mm 6 PT
J7422M	Socket, Impact 1/2" DR 22 mm 6 PT
J7423M	Socket, Impact 1/2" DR 23 mm 6 PT
J7424M	Socket, Impact 1/2" DR 24 mm 6 PT
J2584	Socket Bar, 6-1/4"
J2587	Socket Bar, 17"
J2592	Socket Clip, 1/2" DR

Weight (lbs): 18.08

ASME B107.110-2012

1/2" DRIVE 30 PIECE DEEP & STANDARD METRIC IMPACT SOCKET SET - 6 POINT

Product #: **J74306**

6

MM



Contents	Description
J7408M	Socket, Impact 1/2" DR 8 mm 6 PT
J7409M	Socket, Impact 1/2" DR 9 mm 6 PT
J7410M	Socket, Impact 1/2" DR 10 mm 6 PT
J7411M	Socket, Impact 1/2" DR 11 mm 6 PT
J7412M	Socket, Impact 1/2" DR 12 mm 6 PT
J7413M	Socket, Impact 1/2" DR 13 mm 6 PT
J7414M	Socket, Impact 1/2" DR 14 mm 6 PT
J7415M	Socket, Impact 1/2" DR 15 mm 6 PT
J7416M	Socket, Impact 1/2" DR 16 mm 6 PT
J7417M	Socket, Impact 1/2" DR 17 mm 6 PT
J7418M	Socket, Impact 1/2" DR 18 mm 6 PT
J7419M	Socket, Impact 1/2" DR 19 mm 6 PT
J7420M	Socket, Impact 1/2" DR 20 mm 6 PT
J7421M	Socket, Impact 1/2" DR 21 mm 6 PT
J7422M	Socket, Impact 1/2" DR 22 mm 6 PT
J7424M	Socket, Impact 1/2" DR 24 mm 6 PT
J7310M	Socket, Impact Deep 1/2" DR 10 mm 6 PT
J7311M	Socket, Impact Deep 1/2" DR 11 mm 6 PT
J7312M	Socket, Impact Deep 1/2" DR 12 mm 6 PT
J7313M	Socket, Impact Deep 1/2" DR 13 mm 6 PT
J7314M	Socket, Impact Deep 1/2" DR 14 mm 6 PT
J7315M	Socket, Impact Deep 1/2" DR 15 mm 6 PT
J7316M	Socket, Impact Deep 1/2" DR 16 mm 6 PT
J7317M	Socket, Impact Deep 1/2" DR 17 mm 6 PT
J7318M	Socket, Impact Deep 1/2" DR 18 mm 6 PT
J7319M	Socket, Impact Deep 1/2" DR 19 mm 6 PT
J7320M	Socket, Impact Deep 1/2" DR 20 mm 6 PT
J7321M	Socket, Impact Deep 1/2" DR 21 mm 6 PT
J7322M	Socket, Impact Deep 1/2" DR 22 mm 6 PT
J7324M	Socket, Impact Deep 1/2" DR 24 mm 6 PT

Weight (lbs): 11.39

ASME B107.110-2012

*This size not covered under ASME Standards

1/2" DRIVE IMPACT SOCKET SETS

1/2" DRIVE 25 PIECE METRIC IMPACT SOCKET SET - 6 POINT

Product #: **J74206**



MM



Contents	Description
J7408M*	Socket, Impact 1/2" DR 8 mm 6 PT
J7409M	Socket, Impact 1/2" DR 9 mm 6 PT
J7410M	Socket, Impact 1/2" DR 10 mm 6 PT
J7411M	Socket, Impact 1/2" DR 11 mm 6 PT
J7412M	Socket, Impact 1/2" DR 12 mm 6 PT
J7413M	Socket, Impact 1/2" DR 13 mm 6 PT
J7414M	Socket, Impact 1/2" DR 14 mm 6 PT
J7415M	Socket, Impact 1/2" DR 15 mm 6 PT
J7416M	Socket, Impact 1/2" DR 16 mm 6 PT
J7417M	Socket, Impact 1/2" DR 17 mm 6 PT
J7418M	Socket, Impact 1/2" DR 18 mm 6 PT
J7419M	Socket, Impact 1/2" DR 19 mm 6 PT
J7420M	Socket, Impact 1/2" DR 20 mm 6 PT
J7421M	Socket, Impact 1/2" DR 21 mm 6 PT
J7422M	Socket, Impact 1/2" DR 22 mm 6 PT
J7423M	Socket, Impact 1/2" DR 23 mm 6 PT
J7424M	Socket, Impact 1/2" DR 24 mm 6 PT
J7425M	Socket, Impact 1/2" DR 25 mm 6 PT
J7426M	Socket, Impact 1/2" DR 26 mm 6 PT
J7427M	Socket, Impact 1/2" DR 27 mm 6 PT
J7428M*	Socket, Impact 1/2" DR 28 mm 6 PT
J7429M	Socket, Impact 1/2" DR 29 mm 6 PT
J7430M	Socket, Impact 1/2" DR 30 mm 6 PT
J7432M	Socket, Impact 1/2" DR 32 mm 6 PT
J7436M	Socket, Impact 1/2" DR 36 mm 6 PT
J2587	Socket Bar, 17"
J2592	Socket Clip, 1/2" DR

Weight (lbs): 10.28

ASME B107.110-2012

*This size not covered under ASME Standards

1/2" DRIVE 25 PIECE METRIC DEEP IMPACT SOCKET SET - 6 POINT

Product #: **J74216**



MM



Contents	Description
J7308M*	Socket, Impact Deep 1/2" DR 8 mm 6 PT
J7309M	Socket, Impact Deep 1/2" DR 9 mm 6 PT
J7310M	Socket, Impact Deep 1/2" DR 10 mm 6 PT
J7311M	Socket, Impact Deep 1/2" DR 11 mm 6 PT
J7312M	Socket, Impact Deep 1/2" DR 12 mm 6 PT
J7313M	Socket, Impact Deep 1/2" DR 13 mm 6 PT
J7314M	Socket, Impact Deep 1/2" DR 14 mm 6 PT
J7315M	Socket, Impact Deep 1/2" DR 15 mm 6 PT
J7316M	Socket, Impact Deep 1/2" DR 16 mm 6 PT
J7317M	Socket, Impact Deep 1/2" DR 17 mm 6 PT
J7318M	Socket, Impact Deep 1/2" DR 18 mm 6 PT
J7319M	Socket, Impact Deep 1/2" DR 19 mm 6 PT
J7320M	Socket, Impact Deep 1/2" DR 20 mm 6 PT
J7321M	Socket, Impact Deep 1/2" DR 21 mm 6 PT
J7322M	Socket, Impact Deep 1/2" DR 22 mm 6 PT
J7323M	Socket, Impact Deep 1/2" DR 23 mm 6 PT
J7324M	Socket, Impact Deep 1/2" DR 24 mm 6 PT
J7325M	Socket, Impact Deep 1/2" DR 25 mm 6 PT
J7326M	Socket, Impact Deep 1/2" DR 26 mm 6 PT
J7327M	Socket, Impact Deep 1/2" DR 27 mm 6 PT
J7328M*	Socket, Impact Deep 1/2" DR 28 mm 6 PT
J7329M	Socket, Impact Deep 1/2" DR 29 mm 6 PT
J7330M	Socket, Impact Deep 1/2" DR 30 mm 6 PT
J7332M	Socket, Impact Deep 1/2" DR 32 mm 6 PT
J7336M	Socket, Impact Deep 1/2" DR 36 mm 6 PT
J2587	Socket Bar, 17"
J2592	Socket Clip, 1/2" DR

Weight (lbs): 19.63

ASME B107.110-2012

*This size not covered under ASME Standards



1/2" DRIVE 19 PIECE IMPACT SOCKET SET - 6 POINT

Product #: **J74106**



INCH



1/2" DRIVE 19 PIECE DEEP IMPACT SOCKET SET - 6 POINT

Product #: **J74116**



INCH



1/2" DRIVE IMPACT SOCKET SETS

Contents	Description
J7412H	Socket, Impact 1/2" DR 3/8" 6 PT
J7414H	Socket, Impact 1/2" DR 7/16" 6 PT
J7416H	Socket, Impact 1/2" DR 1/2" 6 PT
J7418H	Socket, Impact 1/2" DR 9/16" 6 PT
J7420H	Socket, Impact 1/2" DR 5/8" 6 PT
J7422H	Socket, Impact 1/2" DR 11/16" 6 PT
J7424H	Socket, Impact 1/2" DR 3/4" 6 PT
J7426H	Socket, Impact 1/2" DR 13/16" 6 PT
J7428H	Socket, Impact 1/2" DR 7/8" 6 PT
J7430H	Socket, Impact 1/2" DR 15/16" 6 PT
J7432H	Socket, Impact 1/2" DR 1" 6 PT
J7434H	Socket, Impact 1/2" DR 1-1/16" 6 PT
J7436H	Socket, Impact 1/2" DR 1-1/8" 6 PT
J7438H	Socket, Impact 1/2" DR 1-3/16" 6 PT
J7440H	Socket, Impact 1/2" DR 1-1/4" 6 PT
J7442H	Socket, Impact 1/2" DR 1-5/16" 6 PT
J7444H	Socket, Impact 1/2" DR 1-3/8" 6 PT
J7446H	Socket, Impact 1/2" DR 1-7/16" 6 PT
J7448H	Socket, Impact 1/2" DR 1-1/2" 6 PT
J2585	Socket Bar, 9"
J2587	Socket Bar, 17"
J2592	Socket Clip, 1/2" DR

Weight (lbs): 10.06

ASME B107.110-2012

Contents	Description
J7312H	Socket, Impact Deep 1/2" DR 3/8" 6 PT
J7314H	Socket, Impact Deep 1/2" DR 7/16" 6 PT
J7316H	Socket, Impact Deep 1/2" DR 1/2" 6 PT
J7318H	Socket, Impact Deep 1/2" DR 9/16" 6 PT
J7320H	Socket, Impact Deep 1/2" DR 5/8" 6 PT
J7322H	Socket, Impact Deep 1/2" DR 11/16" 6 PT
J7324H	Socket, Impact Deep 1/2" DR 3/4" 6 PT
J7326H	Socket, Impact Deep 1/2" DR 13/16" 6 PT
J7328H	Socket, Impact Deep 1/2" DR 7/8" 6 PT
J7330H	Socket, Impact Deep 1/2" DR 15/16" 6 PT
J7332H	Socket, Impact Deep 1/2" DR 1" 6 PT
J7334H	Socket, Impact Deep 1/2" DR 1-1/16" 6 PT
J7336H	Socket, Impact Deep 1/2" DR 1-1/8" 6 PT
J7338H	Socket, Impact Deep 1/2" DR 1-3/16" 6 PT
J7340H	Socket, Impact Deep 1/2" DR 1-1/4" 6 PT
J7342H	Socket, Impact Deep 1/2" DR 1-5/16" 6 PT
J7344H	Socket, Impact Deep 1/2" DR 1-3/8" 6 PT
J7346H	Socket, Impact Deep 1/2" DR 1-7/16" 6 PT
J7348H	Socket, Impact Deep 1/2" DR 1-1/2" 6 PT
J2585	Socket Bar, 9"
J2587	Socket Bar, 17"
J2592	Socket Clip, 1/2" DR

Weight (lbs): 18.72

ASME B107.110-2012

1/2" DRIVE 18 PIECE METRIC DEEP IMPACT SOCKET SET - 6 POINT

Product #: J72149M



MM



Contents	Description
J7310M	Socket, Impact Deep 1/2" DR 10 mm 6 PT
J7311M	Socket, Impact Deep 1/2" DR 11 mm 6 PT
J7312M	Socket, Impact Deep 1/2" DR 12 mm 6 PT
J7313M	Socket, Impact Deep 1/2" DR 13 mm 6 PT
J7314M	Socket, Impact Deep 1/2" DR 14 mm 6 PT
J7315M	Socket, Impact Deep 1/2" DR 15 mm 6 PT
J7316M	Socket, Impact Deep 1/2" DR 16 mm 6 PT
J7317M	Socket, Impact Deep 1/2" DR 17 mm 6 PT
J7318M	Socket, Impact Deep 1/2" DR 18 mm 6 PT
J7319M	Socket, Impact Deep 1/2" DR 19 mm 6 PT
J7320M	Socket, Impact Deep 1/2" DR 20 mm 6 PT
J7321M	Socket, Impact Deep 1/2" DR 21 mm 6 PT
J7322M	Socket, Impact Deep 1/2" DR 22 mm 6 PT
J7323M	Socket, Impact Deep 1/2" DR 23 mm 6 PT
J7324M	Socket, Impact Deep 1/2" DR 24 mm 6 PT
J7325M	Socket, Impact Deep 1/2" DR 25 mm 6 PT
J7326M	Socket, Impact Deep 1/2" DR 26 mm 6 PT
J7327M	Socket, Impact Deep 1/2" DR 27 mm 6 PT
J2585	Socket Bar, 9"
J2587	Socket Bar, 17"
J2592	Socket Clip, 1/2" DR

Weight (lbs): 9.32

ASME B107.110-2012

1/2" DRIVE 15 PIECE IMPACT SOCKET SET - 6 POINT

Product #: J74104



Contents	Description
J7412H	Socket, Impact 1/2" DR 3/8" 6 PT
J7414H	Socket, Impact 1/2" DR 7/16" 6 PT
J7416H	Socket, Impact 1/2" DR 1/2" 6 PT
J7418H	Socket, Impact 1/2" DR 9/16" 6 PT
J7420H	Socket, Impact 1/2" DR 5/8" 6 PT
J7422H	Socket, Impact 1/2" DR 11/16" 6 PT
J7424H	Socket, Impact 1/2" DR 3/4" 6 PT
J7426H	Socket, Impact 1/2" DR 13/16" 6 PT
J7428H	Socket, Impact 1/2" DR 7/8" 6 PT
J7430H	Socket, Impact 1/2" DR 15/16" 6 PT
J7432H	Socket, Impact 1/2" DR 1" 6 PT
J7434H	Socket, Impact 1/2" DR 1-1/16" 6 PT
J7436H	Socket, Impact 1/2" DR 1-1/8" 6 PT
J7438H	Socket, Impact 1/2" DR 1-3/16" 6 PT
J7440H	Socket, Impact 1/2" DR 1-1/4" 6 PT
J2587	Socket Bar, 17"
J2592	Socket Clip, 1/2" DR

Weight (lbs): 6.44

ASME B107.110-2012



1/2" DRIVE 15 PIECE DEEP IMPACT SOCKET SET - 6 POINT

Product #: J74114



1/2" DRIVE 15 PIECE METRIC IMPACT SOCKET SET - 6 POINT

Product #: J74204



1/2" DRIVE IMPACT SOCKET SETS

Contents	Description
J7312H	Socket, Impact Deep 1/2" DR 3/8" 6 PT
J7314H	Socket, Impact Deep 1/2" DR 7/16" 6 PT
J7316H	Socket, Impact Deep 1/2" DR 1/2" 6 PT
J7318H	Socket, Impact Deep 1/2" DR 9/16" 6 PT
J7320H	Socket, Impact Deep 1/2" DR 5/8" 6 PT
J7322H	Socket, Impact Deep 1/2" DR 11/16" 6 PT
J7324H	Socket, Impact Deep 1/2" DR 3/4" 6 PT
J7326H	Socket, Impact Deep 1/2" DR 13/16" 6 PT
J7328H	Socket, Impact Deep 1/2" DR 7/8" 6 PT
J7330H	Socket, Impact Deep 1/2" DR 15/16" 6 PT
J7332H	Socket, Impact Deep 1/2" DR 1" 6 PT
J7334H	Socket, Impact Deep 1/2" DR 1-1/16" 6 PT
J7336H	Socket, Impact Deep 1/2" DR 1-1/8" 6 PT
J7338H	Socket, Impact Deep 1/2" DR 1-3/16" 6 PT
J7340H	Socket, Impact Deep 1/2" DR 1-1/4" 6 PT
J2584	Socket Bar, 6-1/4"
J2587	Socket Bar, 17"
J2592	Socket Clip, 1/2" DR

Weight (lbs): 11.91

ASME B107.110-2012

Contents	Description
J7410M	Socket, Impact 1/2" DR 10 mm 6 PT
J7411M	Socket, Impact 1/2" DR 11 mm 6 PT
J7412M	Socket, Impact 1/2" DR 12 mm 6 PT
J7413M	Socket, Impact 1/2" DR 13 mm 6 PT
J7414M	Socket, Impact 1/2" DR 14 mm 6 PT
J7415M	Socket, Impact 1/2" DR 15 mm 6 PT
J7416M	Socket, Impact 1/2" DR 16 mm 6 PT
J7417M	Socket, Impact 1/2" DR 17 mm 6 PT
J7418M	Socket, Impact 1/2" DR 18 mm 6 PT
J7419M	Socket, Impact 1/2" DR 19 mm 6 PT
J7420M	Socket, Impact 1/2" DR 20 mm 6 PT
J7421M	Socket, Impact 1/2" DR 21 mm 6 PT
J7422M	Socket, Impact 1/2" DR 22 mm 6 PT
J7423M	Socket, Impact 1/2" DR 23 mm 6 PT
J7424M	Socket, Impact 1/2" DR 24 mm 6 PT
J2587	Socket Bar, 17"
J2592	Socket Clip, 1/2" DR

Weight (lbs): 4.28

ASME B107.110-2012

1/2" DRIVE 15 PIECE METRIC DEEP IMPACT SOCKET SET - 6 POINT

Product #: J74214

6

MM



Contents	Description
J7310M	Socket, Impact Deep 1/2" DR 10 mm 6 PT
J7311M	Socket, Impact Deep 1/2" DR 11 mm 6 PT
J7312M	Socket, Impact Deep 1/2" DR 12 mm 6 PT
J7313M	Socket, Impact Deep 1/2" DR 13 mm 6 PT
J7314M	Socket, Impact Deep 1/2" DR 14 mm 6 PT
J7315M	Socket, Impact Deep 1/2" DR 15 mm 6 PT
J7316M	Socket, Impact Deep 1/2" DR 16 mm 6 PT
J7317M	Socket, Impact Deep 1/2" DR 17 mm 6 PT
J7318M	Socket, Impact Deep 1/2" DR 18 mm 6 PT
J7319M	Socket, Impact Deep 1/2" DR 19 mm 6 PT
J7320M	Socket, Impact Deep 1/2" DR 20 mm 6 PT
J7321M	Socket, Impact Deep 1/2" DR 21 mm 6 PT
J7322M	Socket, Impact Deep 1/2" DR 22 mm 6 PT
J7323M	Socket, Impact Deep 1/2" DR 23 mm 6 PT
J7324M	Socket, Impact Deep 1/2" DR 24 mm 6 PT
J2587	Socket Bar, 17"
J2592	Socket Clip, 1/2" DR

Weight (lbs): 8.61

ASME B107.110-2012 

1/2" DRIVE 12 PIECE IMPACT SOCKET SET - 6 POINT

Product #: J74242

6

INCH MM



Contents	Description
J7412H	Socket, Impact 1/2" DR 3/8" 6 PT
J7414H	Socket, Impact 1/2" DR 7/16" 6 PT
J7416H	Socket, Impact 1/2" DR 1/2" 6 PT
J7418H	Socket, Impact 1/2" DR 9/16" 6 PT
J7420H	Socket, Impact 1/2" DR 5/8" 6 PT
J7424H	Socket, Impact 1/2" DR 3/4" 6 PT
J7408M*	Socket, Impact 1/2" DR 8 mm 6 PT
J7410M	Socket, Impact 1/2" DR 10 mm 6 PT
J7412M	Socket, Impact 1/2" DR 12 mm 6 PT
J7414M	Socket, Impact 1/2" DR 14 mm 6 PT
J7417M	Socket, Impact 1/2" DR 17 mm 6 PT
J7419M	Socket, Impact 1/2" DR 19 mm 6 PT
J2587	Socket Bar, 17"
J2592	Socket Clip, 1/2" DR

Weight (lbs): 3.02

ASME B107.110-2012 

*This size not covered under ASME Standards



1/2" DRIVE 11 PIECE IMPACT SOCKET SET - 6 POINT

Product #: **J74102**

Contents	Description
J7416H	Socket, Impact 1/2" DR 1/2" 6 PT
J7418H	Socket, Impact 1/2" DR 9/16" 6 PT
J7420H	Socket, Impact 1/2" DR 5/8" 6 PT
J7422H	Socket, Impact 1/2" DR 11/16" 6 PT
J7424H	Socket, Impact 1/2" DR 3/4" 6 PT
J7426H	Socket, Impact 1/2" DR 13/16" 6 PT
J7428H	Socket, Impact 1/2" DR 7/8" 6 PT
J7430H	Socket, Impact 1/2" DR 15/16" 6 PT
J7432H	Socket, Impact 1/2" DR 1" 6 PT
J7434H	Socket, Impact 1/2" DR 1-1/16" 6 PT
J7436H	Socket, Impact 1/2" DR 1-1/8" 6 PT
J2586	Socket Bar, 13"
J2592	Socket Clip, 1/2" DR

Weight (lbs): 4.10

ASME B107.110-2012

6
INCH



1/2" DRIVE 11 PIECE DEEP IMPACT SOCKET SET - 6 POINT

Product #: **J74112**

Contents	Description
J7316H	Socket, Impact Deep 1/2" DR 1/2" 6 PT
J7318H	Socket, Impact Deep 1/2" DR 9/16" 6 PT
J7320H	Socket, Impact Deep 1/2" DR 5/8" 6 PT
J7322H	Socket, Impact Deep 1/2" DR 11/16" 6 PT
J7324H	Socket, Impact Deep 1/2" DR 3/4" 6 PT
J7326H	Socket, Impact Deep 1/2" DR 13/16" 6 PT
J7328H	Socket, Impact Deep 1/2" DR 7/8" 6 PT
J7330H	Socket, Impact Deep 1/2" DR 15/16" 6 PT
J7332H	Socket, Impact Deep 1/2" DR 1" 6 PT
J7334H	Socket, Impact Deep 1/2" DR 1-1/16" 6 PT
J7336H	Socket, Impact Deep 1/2" DR 1-1/8" 6 PT
J2586	Socket Bar, 13"
J2592	Socket Clip, 1/2" DR

Weight (lbs): 8.03

ASME B107.110-2012

6
INCH



1/2" DRIVE 10 PIECE DEEP IMPACT SOCKET SET - 6 POINT

Product #: **J74201**

Contents	Description
J7316H	Socket, Impact Deep 1/2" DR 1/2" 6 PT
J7318H	Socket, Impact Deep 1/2" DR 9/16" 6 PT
J7320H	Socket, Impact Deep 1/2" DR 5/8" 6 PT
J7324H	Socket, Impact Deep 1/2" DR 3/4" 6 PT
J7326H	Socket, Impact Deep 1/2" DR 13/16" 6 PT
J7313M	Socket, Impact Deep 1/2" DR 13 mm 6 PT
J7316M	Socket, Impact Deep 1/2" DR 16 mm 6 PT
J7317M	Socket, Impact Deep 1/2" DR 17 mm 6 PT
J7319M	Socket, Impact Deep 1/2" DR 19 mm 6 PT
J7321M	Socket, Impact Deep 1/2" DR 21 mm 6 PT

Weight (lbs): 5.12

ASME B107.110-2012

6
INCH **MM**



4 4 POINT
6 6 POINT
8 8 POINT
12 12 POINT
SPL SPLINE
TORX TORX®
HEX HEX
 BLACK OXIDE

1/2" DRIVE 10 PIECE METRIC DEEP IMPACT SOCKET SET - 6 POINT

Product #: **J74212**

Contents	Description
J7310M	Socket, Impact Deep 1/2" DR 10 mm 6 PT
J7311M	Socket, Impact Deep 1/2" DR 11 mm 6 PT
J7312M	Socket, Impact Deep 1/2" DR 12 mm 6 PT
J7313M	Socket, Impact Deep 1/2" DR 13 mm 6 PT
J7314M	Socket, Impact Deep 1/2" DR 14 mm 6 PT
J7315M	Socket, Impact Deep 1/2" DR 15 mm 6 PT
J7316M	Socket, Impact Deep 1/2" DR 16 mm 6 PT
J7317M	Socket, Impact Deep 1/2" DR 17 mm 6 PT
J2587	Socket Bar, 17"
J7318M	Socket, Impact Deep 1/2" DR 18 mm 6 PT
J7319M	Socket, Impact Deep 1/2" DR 19 mm 6 PT
J2592	Socket Clip, 1/2" DR

Weight (lbs): 4.78

ASME B107.110-2012 




1/2" DRIVE 10 PIECE METRIC IMPACT SOCKET SET - 6 POINT

Product #: **J74202**

Contents	Description
J7410M	Socket, Impact 1/2" DR 10 mm 6 PT
J7411M	Socket, Impact 1/2" DR 11 mm 6 PT
J7412M	Socket, Impact 1/2" DR 12 mm 6 PT
J7413M	Socket, Impact 1/2" DR 13 mm 6 PT
J7414M	Socket, Impact 1/2" DR 14 mm 6 PT
J7415M	Socket, Impact 1/2" DR 15 mm 6 PT
J7416M	Socket, Impact 1/2" DR 16 mm 6 PT
J7417M	Socket, Impact 1/2" DR 17 mm 6 PT
J7418M	Socket, Impact 1/2" DR 18 mm 6 PT
J7419M	Socket, Impact 1/2" DR 19 mm 6 PT
J2586	Socket Bar, 13"
J2592	Socket Clip, 1/2" DR

Weight (lbs): 2.15

ASME B107.110-2012 





1/2" DRIVE 8 PIECE DEEP IMPACT SOCKET SET - 6 POINT

Product #: **J72159**

Contents	Description
J7316H	Socket, Impact Deep 1/2" DR 1/2" 6 PT
J7318H	Socket, Impact Deep 1/2" DR 9/16" 6 PT
J7320H	Socket, Impact Deep 1/2" DR 5/8" 6 PT
J7322H	Socket, Impact Deep 1/2" DR 11/16" 6 PT
J7324H	Socket, Impact Deep 1/2" DR 3/4" 6 PT
J7326H	Socket, Impact Deep 1/2" DR 13/16" 6 PT
J7328H	Socket, Impact Deep 1/2" DR 7/8" 6 PT
J7330H	Socket, Impact Deep 1/2" DR 15/16" 6 PT
J2588	Socket Bar, 11"
J2592	Socket Clip, 1/2" DR

Weight (lbs): 4.01

ASME B107.110-2012

6

INCH



1/2" DRIVE IMPACT SOCKET SETS

1/2" DRIVE 7 PIECE IMPACT SOCKET SET - 6 POINT

Product #: **J72157**

Contents	Description
J7414H	Socket, Impact 1/2" DR 7/16" 6 PT
J7416H	Socket, Impact 1/2" DR 1/2" 6 PT
J7418H	Socket, Impact 1/2" DR 9/16" 6 PT
J7420H	Socket, Impact 1/2" DR 5/8" 6 PT
J7422H	Socket, Impact 1/2" DR 11/16" 6 PT
J7424H	Socket, Impact 1/2" DR 3/4" 6 PT
J7426H	Socket, Impact 1/2" DR 13/16" 6 PT
J2588	Socket Bar, 11"
J2592	Socket Clip, 1/2" DR

Weight (lbs): 3.08

ASME B107.110-2012

6

INCH



1/2" DRIVE 5 PIECE METRIC DEEP IMPACT SOCKET SET - 6 POINT

Product #: **J74218**

Contents	Description
J7317M	Socket, Impact Deep 1/2" DR 17 mm 6 PT
J7319M	Socket, Impact Deep 1/2" DR 19 mm 6 PT
J7321M	Socket, Impact Deep 1/2" DR 21 mm 6 PT
J7322M	Socket, Impact Deep 1/2" DR 22 mm 6 PT
J7324M	Socket, Impact Deep 1/2" DR 24 mm 6 PT

Weight (lbs): 3.37

ASME B107.110-2012

6

MM



4 4 POINT

6 6 POINT

8 8 POINT

12 12 POINT

SPL SPLINE

TORX TORX®

HEX HEX

BLACK OXIDE

1/2" DRIVE 15 PIECE DEEP IMPACT THIN WALL SOCKET SET - 6 POINT

Product #: **J74117**



- › Specifically designed for light clearance applications.
- › Reduced wall thickness helps improve access to fasteners in restricted areas.
- › All Impact sockets feature one through hole and a groove to accept a retaining ring and pin to secure the socket to the power tool anvil. Chamfered service ends for quick and positive fastener engagement.
- › Thin wall sockets are lightweight.
- › Designed to fit into smaller spaces.
- › Thinner walls help improve productivity by making it easier to gain access to fasteners in confined spaces.
- › Often used in application where fasteners are close together, such as tire service.
- › Extra deep length helps improve access in confined areas.



Contents	Description
J7312HT	Socket, Impact Thin Wall Deep 1/2" DR 3/8" 6 PT
J7314HT	Socket, Impact Thin Wall Deep 1/2" DR 7/16" 6 PT
J7316HT	Socket, Impact Thin Wall Deep 1/2" DR 1/2" 6 PT
J7318HT	Socket, Impact Thin Wall Deep 1/2" DR 9/16" 6 PT
J7320HT	Socket, Impact Thin Wall Deep 1/2" DR 5/8" 6 PT
J7322HT	Socket, Impact Thin Wall Deep 1/2" DR 11/16" 6 PT
J7324HT	Socket, Impact Thin Wall Deep 1/2" DR 3/4" 6 PT
J7326HT	Socket, Impact Thin Wall Deep 1/2" DR 13/16" 6 PT
J7328HT	Socket, Impact Thin Wall Deep 1/2" DR 7/8" 6 PT
J7330HT	Socket, Impact Thin Wall Deep 1/2" DR 15/16" 6 PT
J7332HT	Socket, Impact Thin Wall Deep 1/2" DR 1" 6 PT
J7334HT	Socket, Impact Thin Wall Deep 1/2" DR 1-1/16" 6 PT
J7336HT	Socket, Impact Thin Wall Deep 1/2" DR 1-1/8" 6 PT
J7338HT	Socket, Impact Thin Wall Deep 1/2" DR 1-3/16" 6 PT
J7340HT	Socket, Impact Thin Wall Deep 1/2" DR 1-1/4" 6 PT

Weight (lbs): 10.06

ASME B107.110-2012

1/2" DRIVE 15 PIECE METRIC DEEP IMPACT THIN WALL SOCKET SET - 6 POINT

Product #: **J74217**



Contents	Description
J7310MHT	Socket, Impact Thin Wall Deep 1/2" DR 10 mm 6 PT
J7311MHT	Socket, Impact Thin Wall Deep 1/2" DR 11 mm 6 PT
J7312MHT	Socket, Impact Thin Wall Deep 1/2" DR 12 mm 6 PT
J7313MHT	Socket, Impact Thin Wall Deep 1/2" DR 13 mm 6 PT
J7314MHT	Socket, Impact Thin Wall Deep 1/2" DR 14 mm 6 PT
J7315MHT	Socket, Impact Thin Wall Deep 1/2" DR 15 mm 6 PT
J7316MHT	Socket, Impact Thin Wall Deep 1/2" DR 16 mm 6 PT
J7317MHT	Socket, Impact Thin Wall Deep 1/2" DR 17 mm 6 PT
J7318MHT	Socket, Impact Thin Wall Deep 1/2" DR 18 mm 6 PT
J7319MHT	Socket, Impact Thin Wall Deep 1/2" DR 19 mm 6 PT
J7320MHT	Socket, Impact Thin Wall Deep 1/2" DR 20 mm 6 PT
J7321MHT	Socket, Impact Thin Wall Deep 1/2" DR 21 mm 6 PT
J7322MHT	Socket, Impact Thin Wall Deep 1/2" DR 22 mm 6 PT
J7323MHT	Socket, Impact Thin Wall Deep 1/2" DR 23 mm 6 PT
J7324MHT	Socket, Impact Thin Wall Deep 1/2" DR 24 mm 6 PT
J2587	Socket Bar, 17"
J2592	Socket Clip, 1/2" DR

Weight (lbs): 7.51





1/2" DRIVE 13 PIECE UNIVERSAL IMPACT SOCKET SET - 6 POINT

Product #: J74143

- ▶ Ball and spring design which allows for a 30° working angle.
- ▶ Smooth 360° rotation.

6

INCH

Contents	Description
J74275P	Socket, Impact Universal 1/2" DR 1/2" 6 PT
J74276P	Socket, Impact Universal 1/2" DR 9/16" 6 PT
J74277P	Socket, Impact Universal 1/2" DR 5/8" 6 PT
J74278P	Socket, Impact Universal 1/2" DR 11/16" 6 PT
J74279P	Socket, Impact Universal 1/2" DR 3/4" 6 PT
J74280P	Socket, Impact Universal 1/2" DR 13/16" 6 PT
J74281P	Socket, Impact Universal 1/2" DR 7/8" 6 PT
J74282P	Socket, Impact Universal 1/2" DR 15/16" 6 PT
J74283P	Socket, Impact Universal 1/2" DR 1" 6 PT
J74284P	Socket, Impact Universal 1/2" DR 1-1/16" 6 PT
J74285P	Socket, Impact Universal 1/2" DR 1-1/8" 6 PT
J74286P	Socket, Impact Universal 1/2" DR 1-3/16" 6 PT
J74287P	Socket, Impact Universal 1/2" DR 1-1/4" 6 PT

Weight (lbs): 8.13

ASME B107.110-2012



1/2" DRIVE IMPACT SOCKET SETS

1/2" DRIVE 7 PIECE UNIVERSAL IMPACT SOCKET SET - 6 POINT

Product #: J74142

Contents	Description
J74274P	Socket, Impact Universal 1/2" DR 7/16" 6 PT
J74275P	Socket, Impact Universal 1/2" DR 1/2" 6 PT
J74276P	Socket, Impact Universal 1/2" DR 9/16" 6 PT
J74277P	Socket, Impact Universal 1/2" DR 5/8" 6 PT
J74278P	Socket, Impact Universal 1/2" DR 11/16" 6 PT
J74279P	Socket, Impact Universal 1/2" DR 3/4" 6 PT
J74280P	Socket, Impact Universal 1/2" DR 13/16" 6 PT
J2585	Socket Bar, 9"
J2592	Socket Clip, 1/2" DR

Weight (lbs): 3.24

ASME B107.110-2012

6

INCH



1/2" DRIVE 7 PIECE UNIVERSAL METRIC IMPACT SOCKET SET - 6 POINT

Product #: J72143M

Contents	Description
J74413MP	Socket, Impact Universal 1/2" DR 13 mm 6 PT
J74414MP	Socket, Impact Universal 1/2" DR 14 mm 6 PT
J74415MP	Socket, Impact Universal 1/2" DR 15 mm 6 PT
J74416MP	Socket, Impact Universal 1/2" DR 16 mm 6 PT
J74417MP	Socket, Impact Universal 1/2" DR 17 mm 6 PT
J74418MP	Socket, Impact Universal 1/2" DR 18 mm 6 PT
J74419MP	Socket, Impact Universal 1/2" DR 19 mm 6 PT
J2592	Socket Clip, 1/2" DR
J2588	Socket Bar, 11"

Weight (lbs): 3.32

ASME B107.110-2012

6

MM



1/2" DRIVE 8 PIECE DEEP UNIVERSAL IMPACT SOCKET SET - 6 POINT

Product #: **J72145**

Contents	Description
J75275P	Socket, Impact Universal Deep 1/2" DR 1/2" 6 PT
J75276P	Socket, Impact Universal Deep 1/2" DR 9/16" 6 PT
J75277P	Socket, Impact Universal Deep 1/2" DR 5/8" 6 PT
J75278P	Socket, Impact Universal Deep 1/2" DR 11/16" 6 PT
J75279P	Socket, Impact Universal Deep 1/2" DR 3/4" 6 PT
J75280P	Socket, Impact Universal Deep 1/2" DR 13/16" 6 PT
J75281P	Socket, Impact Universal Deep 1/2" DR 7/8" 6 PT
J75282P	Socket, Impact Universal Deep 1/2" DR 15/16" 6 PT
J2592	Socket Clip, 1/2" DR
J2588	Socket Bar, 11"

Weight (lbs): 3.68

ASME B107.110-2012 

6

INCH



1/2" DRIVE 7 PIECE DEEP UNIVERSAL METRIC IMPACT SOCKET SET - 6 POINT

Product #: **J72147M**

Contents	Description
J75413MP	Socket, Impact Universal Deep 1/2" DR 13 mm 6 PT
J75414MP	Socket, Impact Universal Deep 1/2" DR 14 mm 6 PT
J75415MP	Socket, Impact Universal Deep 1/2" DR 15 mm 6 PT
J75416MP	Socket, Impact Universal Deep 1/2" DR 16 mm 6 PT
J75417MP	Socket, Impact Universal Deep 1/2" DR 17 mm 6 PT
J75418MP	Socket, Impact Universal Deep 1/2" DR 18 mm 6 PT
J75419MP	Socket, Impact Universal Deep 1/2" DR 19 mm 6 PT
J2592	Socket Clip, 1/2" DR
J2588	Socket Bar, 11"

Weight (lbs): 4.07

ASME B107.110-2012 

6

MM



1/2" DRIVE 7 PIECE HEX BIT IMPACT SOCKET SET

Product #: **J74152**

Contents	Description
J74411/4	Socket, Impact Hex Bit 1/2" DR 1/4"
J74415/16	Socket, Impact Hex Bit 1/2" DR 5/16"
J74413/8	Socket, Impact Hex Bit 1/2" DR 3/8"
J74417/16	Socket, Impact Hex Bit 1/2" DR 7/16"
J74411/2	Socket, Impact Hex Bit 1/2" DR 1/2"
J74419/16	Socket, Impact Hex Bit 1/2" DR 9/16"
J74415/8	Socket, Impact Hex Bit 1/2" DR 5/8"
J2585	Socket Bar, 9"
J2592	Socket Clip, 1/2" DR

Weight (lbs): 2.98

ASME B107.110-2012 

HEX

INCH





1/2" DRIVE 6 PIECE METRIC HEX BIT IMPACT SOCKET SET

Product #: J74252

- ▶ Made of forged steel.
- ▶ Size stamped on tool for easy identification.
- ▶ Side locking hole.



MM



Contents	Description
J7441-6M	Socket, Impact Hex Bit 1/2" DR 6 mm
J7441-8M	Socket, Impact Hex Bit 1/2" DR 8 mm
J7441-10M	Socket, Impact Hex Bit 1/2" DR 10 mm
J7441-12M	Socket, Impact Hex Bit 1/2" DR 12 mm
J7441-14M	Socket, Impact Hex Bit 1/2" DR 14 mm
J7441-17M	Socket, Impact Hex Bit 1/2" DR 17 mm
J2585	Socket Bar, 9"
J2592	Socket Clip, 1/2" DR

Weight (lbs): 2.55

ASME B107.110-2012

1/2" DRIVE 3 PIECE LOCKING IMPACT EXTENSION SET


Product #: J7515

- ▶ Solid one-piece design helps prevent the locking components from becoming loose or disengaged.
- ▶ Patented locking feature locks sockets to the extension with exceptional force.
- ▶ Knurled shank provides a slip-resistant grip when hand-turning the extension.

Contents	Description
J7503	Extension, Impact, Locking 1/2" DR x 3"
J7505	Extension, Impact, Locking 1/2" DR x 5"
J7510	Extension, Impact, Locking 1/2" DR x 10"

Weight (lbs): 2.06

ASME B107.110-2012



1/2" DRIVE 4 PIECE IMPACT EXTENSION SET

Product #: J7515A

- ▶ Solid one-piece design helps prevent the locking components from becoming loose or disengaged.
- ▶ Patented locking feature locks sockets to the extension with exceptional force.
- ▶ Knurled shank provides a slip-resistant grip when hand-turning the extension.

Contents	Description
J7180P	Extension, Impact 1/2" DR 2"
J7182P	Extension, Impact 1/2" DR 3"
J7181P	Extension, Impact 1/2" DR 5"
J7183-00	Extension, Impact 1/2" DR 10"

Weight (lbs): 2.08

ASME B107.110-2012

*This size not covered under ASME Standards



1/2" DRIVE IMPACT HEX BIT SETS & EXTENSIONS

3/4" DRIVE 21 PIECE METRIC IMPACT SOCKET SET - 6 POINT**Product #: J72103M**

Contents	Description
J07519M	Socket, Impact 3/4" DR 19 mm 6 PT
J07520M	Socket, Impact 3/4" DR 20 mm 6 PT
J07521M	Socket, Impact 3/4" DR 21 mm 6 PT
J07522M	Socket, Impact 3/4" DR 22 mm 6 PT
J07523M	Socket, Impact 3/4" DR 23 mm 6 PT
J07524M	Socket, Impact 3/4" DR 24 mm 6 PT
J07525M	Socket, Impact 3/4" DR 25 mm 6 PT
J07526M	Socket, Impact 3/4" DR 26 mm 6 PT
J07527M	Socket, Impact 3/4" DR 27 mm 6 PT
J07528M	Socket, Impact 3/4" DR 28 mm 6 PT
J07529M	Socket, Impact 3/4" DR 29 mm 6 PT
J07530M	Socket, Impact 3/4" DR 30 mm 6 PT
J07531M	Socket, Impact 3/4" DR 31 mm 6 PT
J07532M	Socket, Impact 3/4" DR 32 mm 6 PT
J07533M	Socket, Impact 3/4" DR 33 mm 6 PT
J07534M	Socket, Impact 3/4" DR 34 mm 6 PT
J07535M	Socket, Impact 3/4" DR 35 mm 6 PT
J07536M	Socket, Impact 3/4" DR 36 mm 6 PT
J07538M	Socket, Impact 3/4" DR 38 mm 6 PT
J07540M	Socket, Impact 3/4" DR 40 mm 6 PT
J07541M	Socket, Impact 3/4" DR 41 mm 6 PT
J2587	Socket Bar, 17"
J2594	Socket Clip, 3/4" DR

Weight (lbs): 14.91

ASME B107.110-2012 **6**
MM**3/4" DRIVE 20 PIECE IMPACT SOCKET SET - 6 POINT****Product #: J72103**

Contents	Description
J07510	Socket, Impact 3/4" DR 5/8" 6 PT
J07512	Socket, Impact 3/4" DR 3/4" 6 PT
J07513	Socket, Impact 3/4" DR 13/16" 6 PT
J07514	Socket, Impact 3/4" DR 7/8" 6 PT
J07515	Socket, Impact 3/4" DR 15/16" 6 PT
J07516	Socket, Impact 3/4" DR 1" 6 PT
J07517	Socket, Impact 3/4" DR 1-1/16" 6 PT
J07518	Socket, Impact 3/4" DR 1-1/8" 6 PT
J07520	Socket, Impact 3/4" DR 1-1/4" 6 PT
J07521	Socket, Impact 3/4" DR 1-5/16" 6 PT
J07522	Socket, Impact 3/4" DR 1-3/8" 6 PT
J07523	Socket, Impact 3/4" DR 1-7/16" 6 PT
J07524	Socket, Impact 3/4" DR 1-1/2" 6 PT
J07526	Socket, Impact 3/4" DR 1-5/8" 6 PT
J07527	Socket, Impact 3/4" DR 1-11/16" 6 PT
J07528	Socket, Impact 3/4" DR 1-3/4" 6 PT
J07529	Socket, Impact 3/4" DR 1-13/16" 6 PT
J07530	Socket, Impact 3/4" DR 1-7/8" 6 PT
J07531*	Socket, Impact 3/4" DR 1-15/16" 6 PT
J07532	Socket, Impact 3/4" DR 2" 6 PT

Weight (lbs): 26.19

ASME B107.110-2012 

*This size not covered under ASME Standards

6
INCH



3/4" DRIVE 15 PIECE IMPACT SOCKET SET - 6 POINT

Product #: **J73105**



Contents	Description
J07512	Socket, Impact 3/4" DR 3/4" 6 PT
J07513	Socket, Impact 3/4" DR 13/16" 6 PT
J07514	Socket, Impact 3/4" DR 7/8" 6 PT
J07515	Socket, Impact 3/4" DR 15/16" 6 PT
J07516	Socket, Impact 3/4" DR 1" 6 PT
J07517	Socket, Impact 3/4" DR 1-1/16" 6 PT
J07518	Socket, Impact 3/4" DR 1-1/8" 6 PT
J07519	Socket, Impact 3/4" DR 1-3/16" 6 PT
J07520	Socket, Impact 3/4" DR 1-1/4" 6 PT
J07521	Socket, Impact 3/4" DR 1-5/16" 6 PT
J07522	Socket, Impact 3/4" DR 1-3/8" 6 PT
J07523	Socket, Impact 3/4" DR 1-7/16" 6 PT
J07524	Socket, Impact 3/4" DR 1-1/2" 6 PT
J07525	Socket, Impact 3/4" DR 1-9/16" 6 PT
J07526	Socket, Impact 3/4" DR 1-5/8" 6 PT
J2587	Socket Bar, 17"
J2594	Socket Clip, 3/4" DR



Weight (lbs): 10.65

ASME B107.110-2012

3/4" DRIVE IMPACT SOCKET SETS

3/4" DRIVE 12 PIECE METRIC IMPACT SOCKET SET - 6 POINT

Product #: **J72105M**



Contents	Description
J07519M	Socket, Impact 3/4" DR 19 mm 6 PT
J07520M	Socket, Impact 3/4" DR 20 mm 6 PT
J07521M	Socket, Impact 3/4" DR 21 mm 6 PT
J07522M	Socket, Impact 3/4" DR 22 mm 6 PT
J07523M	Socket, Impact 3/4" DR 23 mm 6 PT
J07524M	Socket, Impact 3/4" DR 24 mm 6 PT
J07527M	Socket, Impact 3/4" DR 27 mm 6 PT
J07530M	Socket, Impact 3/4" DR 30 mm 6 PT
J07532M	Socket, Impact 3/4" DR 32 mm 6 PT
J07536M	Socket, Impact 3/4" DR 36 mm 6 PT
J07541M	Socket, Impact 3/4" DR 41 mm 6 PT
J07546M	Socket, Impact 3/4" DR 46 mm 6 PT



Weight (lbs): 13.33

ASME B107.110-2012

3/4" DRIVE 10 PIECE IMPACT SOCKET SET - 6 POINT

Product #: **J07500-10**



Contents	Description
J07512	Socket, Impact 3/4" DR 3/4" 6 PT
J07513	Socket, Impact 3/4" DR 13/16" 6 PT
J07514	Socket, Impact 3/4" DR 7/8" 6 PT
J07515	Socket, Impact 3/4" DR 15/16" 6 PT
J07516	Socket, Impact 3/4" DR 1" 6 PT
J07517	Socket, Impact 3/4" DR 1-1/16" 6 PT
J07518	Socket, Impact 3/4" DR 1-1/8" 6 PT
J07519	Socket, Impact 3/4" DR 1-3/16" 6 PT
J07520	Socket, Impact 3/4" DR 1-1/4" 6 PT
J07521	Socket, Impact 3/4" DR 1-5/16" 6 PT



Weight (lbs): 7.10

ASME B107.110-2012



3/4" DRIVE 10 PIECE METRIC DEEP IMPACT SOCKET SET - 6 POINT

Product #: **J72100M**

Contents	Description
J07519ML	Socket, Impact Deep 3/4" DR 19 mm 6 PT
J07521ML	Socket, Impact Deep 3/4" DR 21 mm 6 PT
J07522ML	Socket, Impact Deep 3/4" DR 22 mm 6 PT
J07523ML	Socket, Impact Deep 3/4" DR 23 mm 6 PT
J07524ML	Socket, Impact Deep 3/4" DR 24 mm 6 PT
J07526ML	Socket, Impact Deep 3/4" DR 26 mm 6 PT
J07527ML	Socket, Impact Deep 3/4" DR 27 mm 6 PT
J07530ML	Socket, Impact Deep 3/4" DR 30 mm 6 PT
J07532ML	Socket, Impact Deep 3/4" DR 32 mm 6 PT
J07533ML	Socket, Impact Deep 3/4" DR 33 mm 6 PT
J2587	Socket Bar, 17"
J2594	Socket Clip, 3/4" DR

Weight (lbs): 14.27 ASME B107.110-2012 

6
MM



3/4" DRIVE 8 PIECE IMPACT SOCKET SETS - 6 POINT

Product #: **J73103**

Contents	Description
J07516	Socket, Impact 3/4" DR 1" 6 PT
J07517	Socket, Impact 3/4" DR 1-1/16" 6 PT
J07518	Socket, Impact 3/4" DR 1-1/8" 6 PT
J07520	Socket, Impact 3/4" DR 1-1/4" 6 PT
J07521	Socket, Impact 3/4" DR 1-5/16" 6 PT
J07522	Socket, Impact 3/4" DR 1-3/8" 6 PT
J07523	Socket, Impact 3/4" DR 1-7/16" 6 PT
J07524	Socket, Impact 3/4" DR 1-1/2" 6 PT

Weight (lbs): 9.39 ASME B107.110-2012 

6
INCH



Product #: **J73102**

Contents	Description
J07516L	Socket, Impact Deep 3/4" DR 1" 6 PT
J07517L	Socket, Impact Deep 3/4" DR 1-1/16" 6 PT
J07518L	Socket, Impact Deep 3/4" DR 1-1/8" 6 PT
J07520L	Socket, Impact Deep 3/4" DR 1-1/4" 6 PT
J07521L	Socket, Impact Deep 3/4" DR 1-5/16" 6 PT
J07522L	Socket, Impact Deep 3/4" DR 1-3/8" 6 PT
J07523L	Socket, Impact Deep 3/4" DR 1-7/16" 6 PT
J07524L	Socket, Impact Deep 3/4" DR 1-1/2" 6 PT

Weight (lbs): 13.83 ASME B107.110-2012 

6
INCH



Product #: **J73104**

Contents	Description
J07517	Socket, Impact 3/4" DR 1-1/16" 6 PT
J07520	Socket, Impact 3/4" DR 1-1/4" 6 PT
J07523	Socket, Impact 3/4" DR 1-7/16" 6 PT
J07526	Socket, Impact 3/4" DR 1-5/8" 6 PT
J07529	Socket, Impact 3/4" DR 1-13/16" 6 PT
J07532	Socket, Impact 3/4" DR 2" 6 PT
J07535	Socket, Impact 3/4" DR 2-3/16" 6 PT
J07538	Socket, Impact 3/4" DR 2-3/8" 6 PT

Weight (lbs): 16.63 ASME B107.110-2012 

6
INCH





3/4" DRIVE 7 PIECE DEEP METRIC IMPACT SOCKET SET - 6 POINT

Product #: **J72102M**

6

MM



Contents	Description
J07526ML	Socket, Impact Deep 3/4" DR 26 mm 6 PT
J07527ML	Socket, Impact Deep 3/4" DR 27 mm 6 PT
J07530ML	Socket, Impact Deep 3/4" DR 30 mm 6 PT
J07532ML	Socket, Impact Deep 3/4" DR 32 mm 6 PT
J07535ML	Socket, Impact Deep 3/4" DR 35 mm 6 PT
J07536ML	Socket, Impact Deep 3/4" DR 36 mm 6 PT
J07538ML	Socket, Impact Deep 3/4" DR 38 mm 6 PT

Weight (lbs): 12.20

ASME B107.110-2012 

3/4" DRIVE IMPACT SOCKET SETS

3/4" DRIVE 26 PIECE METRIC IMPACT SOCKET SET - 12 POINT

Product #: **J72106M**

12

MM



Contents	Description
J07517MT	Socket, Impact 3/4" DR 17mm 12 PT
J07519MT	Socket, Impact 3/4" DR 19mm 12 PT
J07520MT	Socket, Impact 3/4" DR 20mm 12 PT
J07521MT	Socket, Impact 3/4" DR 21mm 12 PT
J07522MT	Socket, Impact 3/4" DR 22mm 12 PT
J07523MT	Socket, Impact 3/4" DR 23mm 12 PT
J07524MT	Socket, Impact 3/4" DR 24mm 12 PT
J07525MT	Socket, Impact 3/4" DR 25mm 12 PT
J07526MT	Socket, Impact 3/4" DR 26mm 12 PT
J07527MT	Socket, Impact 3/4" DR 27mm 12 PT
J07528MT	Socket, Impact 3/4" DR 28mm 12 PT
J07529MT	Socket, Impact 3/4" DR 29mm 12 PT
J07530MT	Socket, Impact 3/4" DR 30mm 12 PT
J07531MT	Socket, Impact 3/4" DR 31mm 12 PT
J07532MT	Socket, Impact 3/4" DR 32mm 12 PT
J07533MT	Socket, Impact 3/4" DR 33mm 12 PT
J07534MT	Socket, Impact 3/4" DR 34mm 12 PT
J07535MT	Socket, Impact 3/4" DR 35mm 12 PT
J07536MT	Socket, Impact 3/4" DR 36mm 12 PT
J07538MT	Socket, Impact 3/4" DR 38mm 12 PT
J07540MT	Socket, Impact 3/4" DR 40mm 12 PT
J07541MT	Socket, Impact 3/4" DR 41mm 12 PT
J07542MT	Socket, Impact 3/4" DR 42mm 12 PT
J07543MT	Socket, Impact 3/4" DR 43mm 12 PT
J07546MT	Socket, Impact 3/4" DR 46mm 12 PT
J07550MT	Socket, Impact 3/4" DR 50mm 12 PT

Weight (lbs): 29.30

ASME B107.110-2012 

3/4" DRIVE 15 PIECE DEEP METRIC IMPACT SOCKET SET - 12 POINT

Product #: **J72104M**

Contents	Description
J07519MLT	Socket, Impact Deep 3/4" DR 19 mm 12 PT
J07521MLT	Socket, Impact Deep 3/4" DR 21 mm 12 PT
J07522MLT	Socket, Impact Deep 3/4" DR 22 mm 12 PT
J07523MLT	Socket, Impact Deep 3/4" DR 23 mm 12 PT
J07524MLT	Socket, Impact Deep 3/4" DR 24 mm 12 PT
J07526MLT	Socket, Impact Deep 3/4" DR 26 mm 12 PT
J07527MLT	Socket, Impact Deep 3/4" DR 27 mm 12 PT
J07530MLT	Socket, Impact Deep 3/4" DR 30 mm 12 PT
J07532MLT	Socket, Impact Deep 3/4" DR 32 mm 12 PT
J07533MLT	Socket, Impact Deep 3/4" DR 33 mm 12 PT
J07535MLT	Socket, Impact Deep 3/4" DR 35 mm 12 PT
J07536MLT	Socket, Impact Deep 3/4" DR 36 mm 12 PT
J07538MLT	Socket, Impact Deep 3/4" DR 38 mm 12 PT
J07541MLT	Socket, Impact Deep 3/4" DR 41 mm 12 PT
J07543MLT	Socket, Impact Deep 3/4" DR 43 mm 12 PT

Weight (lbs): 23.06

ASME B107.110-2012



12

MM



3/4" DRIVE 13 PIECE IMPACT SOCKET SET - 12 POINT

Product #: **J72104**

Contents	Description
J07512T	Socket, Impact 3/4" DR 3/4" 12 PT
J07513T	Socket, Impact 3/4" DR 13/16" 12 PT
J07514T	Socket, Impact 3/4" DR 7/8" 12 PT
J07515T	Socket, Impact 3/4" DR 15/16" 12 PT
J07516T	Socket, Impact 3/4" DR 1" 12 PT
J07517T	Socket, Impact 3/4" DR 1-1/16" 12 PT
J07518T	Socket, Impact 3/4" DR 1-1/8" 12 PT
J07519T	Socket, Impact 3/4" DR 1-3/16" 12 PT
J07520T	Socket, Impact 3/4" DR 1-1/4" 12 PT
J07521T	Socket, Impact 3/4" DR 1-5/16" 12 PT
J07522T	Socket, Impact 3/4" DR 1-3/8" 12 PT
J07523T	Socket, Impact 3/4" DR 1-7/16" 12 PT
J07524T	Socket, Impact 3/4" DR 1-1/2" 12 PT

Weight (lbs): 12.92

ASME B107.110-2012



12

INCH



3/4" DRIVE 5 PIECE IMPACT HEX BIT SOCKET SET

Product #: **J07595**

- ▶ Made of forged steel.
- ▶ Size stamped on tool for easy identification.
- ▶ Side locking hole.

Contents	Description
J075909/16	Socket, Impact 3/4" DR Hex Bit 9/16"
J075905/8	Socket, Impact 3/4" DR Hex Bit 5/8"
J075903/4	Socket, Impact 3/4" DR Hex Bit 3/4"
J075907/8	Socket, Impact 3/4" DR Hex Bit 7/8"
J075901	Socket, Impact 3/4" DR Hex Bit 1"
J2576	Socket Bar, 3/4" DR w/ 5 Clips - 9"

Weight (lbs): 9.07



HEX

INCH





1" DRIVE 19 PIECE IMPACT SOCKET SET - 12 POINT

Product #: J76119

12

INCH



Contents	Description
J10012T	Socket, Impact 1" DR 3/4" 12PT
J10014T	Socket, Impact 1" DR 7/8" 12PT
J10015T	Socket, Impact 1" DR 15/16" 12PT
J10016T	Socket, Impact 1" DR 1" 12PT
J10017T	Socket, Impact 1" DR 1-1/16" 12PT
J10018T	Socket, Impact 1" DR 1-1/8" 12PT
J10020T	Socket, Impact 1" DR 1-1/4" 12PT
J10021T	Socket, Impact 1" DR 1-5/16" 12PT
J10022T	Socket, Impact 1" DR 1-3/8" 12PT
J10023T	Socket, Impact 1" DR 1-7/16" 12PT
J10024T	Socket, Impact 1" DR 1-1/2" 12PT
J10026T	Socket, Impact 1" DR 1-5/8" 12PT
J10027T	Socket, Impact 1" DR 1-11/16" 12PT
J10028T	Socket, Impact 1" DR 1-3/4" 12PT
J10030T	Socket, Impact 1" DR 1-7/8" 12PT
J10032T	Socket, Impact 1" DR 2" 12PT
J10033T	Socket, Impact 1" DR 2-1/16" 12PT
J10036T	Socket, Impact 1" DR 2-1/4" 12PT
J10038T	Socket, Impact 1" DR 2-3/8" 12PT

Weight (lbs):

ASME B107.110-2012

1" DRIVE 37 PIECE IMPACT SOCKET SET - 6 POINT

Product #: J76137

6

INCH



Contents	Description
J10012	Socket, Impact 1" DR 3/4" 6 PT
J10013	Socket, Impact 1" DR 13/16" 6 PT
J10014	Socket, Impact 1" DR 7/8" 6 PT
J10015	Socket, Impact 1" DR 15/16" 6 PT
J10016	Socket, Impact 1" DR 1" 6 PT
J10017	Socket, Impact 1" DR 1-1/16" 6 PT
J10018	Socket, Impact 1" DR 1-1/8" 6 PT
J10019	Socket, Impact 1" DR 1-3/16" 6 PT
J10020	Socket, Impact 1" DR 1-1/4" 6 PT
J10021	Socket, Impact 1" DR 1-5/16" 6 PT
J10022	Socket, Impact 1" DR 1-3/8" 6 PT
J10023	Socket, Impact 1" DR 1-7/16" 6 PT
J10024	Socket, Impact 1" DR 1-1/2" 6 PT
J10025	Socket, Impact 1" DR 1-9/16" 6 PT
J10026	Socket, Impact 1" DR 1-5/8" 6 PT
J10027	Socket, Impact 1" DR 1-11/16" 6 PT
J10028	Socket, Impact 1" DR 1-3/4" 6 PT
J10029	Socket, Impact 1" DR 1-13/16" 6 PT
J10030	Socket, Impact 1" DR 1-7/8" 6 PT
J10031	Socket, Impact 1" DR 1-15/16" 6 PT
J10032	Socket, Impact 1" DR 2" 6 PT
J10033	Socket, Impact 1" DR 2-1/16" 6 PT
J10034	Socket, Impact 1" DR 2-1/8" 6 PT
J10035	Socket, Impact 1" DR 2-3/16" 6 PT
J10036	Socket, Impact 1" DR 2-1/4" 6 PT
J10037	Socket, Impact 1" DR 2-5/16" 6 PT
J10038	Socket, Impact 1" DR 2-3/8" 6 PT
J10039	Socket, Impact 1" DR 2-7/16" 6 PT
J10040	Socket, Impact 1" DR 2-1/2" 6 PT
J10041	Socket, Impact 1" DR 2-9/16" 6 PT
J10042	Socket, Impact 1" DR 2-5/8" 6 PT
J10043	Socket, Impact 1" DR 2-11/16" 6 PT
J10044	Socket, Impact 1" DR 2-3/4" 6 PT
J10045	Socket, Impact 1" DR 2-13/16" 6 PT
J10046	Socket, Impact 1" DR 2-7/8" 6 PT
J10047	Socket, Impact 1" DR 2-15/16" 6 PT
J10048	Socket, Impact 1" DR 3" 6 PT

Weight (lbs): 128.00

ASME B107.110-2012

1" DRIVE IMPACT SOCKET SETS

4 4 POINT
6 6 POINT
8 8 POINT
12 12 POINT
SPL SPLINE
TORX TORX®
HEX HEX
BLACK OXIDE

1" DRIVE 21 PIECE IMPACT SOCKET SET - 6 POINT

Product #: J76122

6
INCH



Contents	Description
J10012	Socket, Impact 1" DR 3/4" 6 PT
J10013	Socket, Impact 1" DR 13/16" 6 PT
J10014	Socket, Impact 1" DR 7/8" 6 PT
J10015	Socket, Impact 1" DR 15/16" 6 PT
J10016	Socket, Impact 1" DR 1" 6 PT
J10017	Socket, Impact 1" DR 1-1/16" 6 PT
J10018	Socket, Impact 1" DR 1-1/8" 6 PT
J10019	Socket, Impact 1" DR 1-3/16" 6 PT
J10020	Socket, Impact 1" DR 1-1/4" 6 PT
J10021	Socket, Impact 1" DR 1-5/16" 6 PT
J10022	Socket, Impact 1" DR 1-3/8" 6 PT
J10023	Socket, Impact 1" DR 1-7/16" 6 PT
J10024	Socket, Impact 1" DR 1-1/2" 6 PT
J10025	Socket, Impact 1" DR 1-9/16" 6 PT
J10026	Socket, Impact 1" DR 1-5/8" 6 PT
J10027	Socket, Impact 1" DR 1-11/16" 6 PT
J10028	Socket, Impact 1" DR 1-3/4" 6 PT
J10029	Socket, Impact 1" DR 1-13/16" 6 PT
J10030	Socket, Impact 1" DR 1-7/8" 6 PT
J10031	Socket, Impact 1" DR 1-15/16" 6 PT
J10032	Socket, Impact 1" DR 2" 6 PT

Weight (lbs): 38.94

ASME B107.110-2012 

1" DRIVE 21 PIECE DEEP IMPACT SOCKET SET - 6 POINT

Product #: J76121

6
INCH



Contents	Description
J10012L	Socket, Impact Deep 1" DR 3/4" 6 PT
J10013L	Socket, Impact Deep 1" DR 13/16" 6 PT
J10014L	Socket, Impact Deep 1" DR 7/8" 6 PT
J10015L	Socket, Impact Deep 1" DR 15/16" 6 PT
J10016L	Socket, Impact Deep 1" DR 1" 6 PT
J10017L	Socket, Impact Deep 1" DR 1-1/16" 6 PT
J10018L	Socket, Impact Deep 1" DR 1-1/8" 6 PT
J10019L	Socket, Impact Deep 1" DR 1-3/16" 6 PT
J10020L	Socket, Impact Deep 1" DR 1-1/4" 6 PT
J10021L	Socket, Impact Deep 1" DR 1-5/16" 6 PT
J10022L	Socket, Impact Deep 1" DR 1-3/8" 6 PT
J10023L	Socket, Impact Deep 1" DR 1-7/16" 6 PT
J10024L	Socket, Impact Deep 1" DR 1-1/2" 6 PT
J10025L	Socket, Impact Deep 1" DR 1-9/16" 6 PT
J10026L	Socket, Impact Deep 1" DR 1-5/8" 6 PT
J10027L	Socket, Impact Deep 1" DR 1-11/16" 6 PT
J10028L	Socket, Impact Deep 1" DR 1-3/4" 6 PT
J10029L	Socket, Impact Deep 1" DR 1-13/16" 6 PT
J10030L	Socket, Impact Deep 1" DR 1-7/8" 6 PT
J10031L	Socket, Impact Deep 1" DR 1-15/16" 6 PT
J10032L	Socket, Impact Deep 1" DR 2" 6 PT

Weight (lbs): 57.44

ASME B107.110-2012 



1" DRIVE 16 PIECE IMPACT SOCKET SET - 6 POINT

Product #: J76116



INCH



Contents	Description
J10033	Socket, Impact 1" DR 2-1/16" 6 PT
J10034	Socket, Impact 1" DR 2-1/8" 6 PT
J10035	Socket, Impact 1" DR 2-3/16" 6 PT
J10036	Socket, Impact 1" DR 2-1/4" 6 PT
J10037	Socket, Impact 1" DR 2-5/16" 6 PT
J10038	Socket, Impact 1" DR 2-3/8" 6 PT
J10039	Socket, Impact 1" DR 2-7/16" 6 PT
J10040	Socket, Impact 1" DR 2-1/2" 6 PT
J10041	Socket, Impact 1" DR 2-9/16" 6 PT
J10042	Socket, Impact 1" DR 2-5/8" 6 PT
J10043	Socket, Impact 1" DR 2-11/16" 6 PT
J10044	Socket, Impact 1" DR 2-3/4" 6 PT
J10045	Socket, Impact 1" DR 2-13/16" 6 PT
J10046	Socket, Impact 1" DR 2-7/8" 6 PT
J10047	Socket, Impact 1" DR 2-15/16" 6 PT
J10048	Socket, Impact 1" DR 3" 6 PT

Weight (lbs): 76.73

ASME B107.110-2012

1" DRIVE IMPACT SOCKET SETS

1" DRIVE 15 PIECE DEEP IMPACT SOCKET SET - 6 POINT

Product #: J76115



INCH



Contents	Description
J10033L	Socket, Impact Deep 1" DR 2-1/16" 6 PT
J10034L	Socket, Impact Deep 1" DR 2-1/8" 6 PT
J10035L	Socket, Impact Deep 1" DR 2-3/16" 6 PT
J10036L	Socket, Impact Deep 1" DR 2-1/4" 6 PT
J10037L	Socket, Impact Deep 1" DR 2-5/16" 6 PT
J10038L	Socket, Impact Deep 1" DR 2-3/8" 6 PT
J10039L	Socket, Impact Deep 1" DR 2-7/16" 6 PT
J10040L	Socket, Impact Deep 1" DR 2-1/2" 6 PT
J10041L	Socket, Impact Deep 1" DR 2-9/16" 6 PT
J10042L	Socket, Impact Deep 1" DR 2-5/8" 6 PT
J10044L	Socket, Impact Deep 1" DR 2-3/4" 6 PT
J10045L	Socket, Impact Deep 1" DR 2-13/16" 6 PT
J10046L	Socket, Impact Deep 1" DR 2-7/8" 6 PT
J10047L	Socket, Impact Deep 1" DR 2-15/16" 6 PT
J10048L	Socket, Impact Deep 1" DR 3" 6 PT

Weight (lbs): 116.50

ASME B107.110-2012

1" DRIVE 11 PIECE DEEP IMPACT SOCKET SET - 6 POINT

Product #: J76111



INCH



Contents	Description
J10050L	Socket, Impact Deep 1" DR 3-1/8" 6 PT
J10052L	Socket, Impact Deep 1" DR 3-1/4" 6 PT
J10054L	Socket, Impact Deep 1" DR 3-3/8" 6 PT
J10056L	Socket, Impact Deep 1" DR 3-1/2" 6 PT
J10058L	Socket, Impact Deep 1" DR 3-5/8" 6 PT
J10060L	Socket, Impact Deep 1" DR 3-3/4" 6 PT
J10062L	Socket, Impact Deep 1" DR 3-7/8" 6 PT
J10064L	Socket, Impact Deep 1" DR 4" 6 PT
J10066L	Socket, Impact Deep 1" DR 4-1/8" 6 PT
J10068L	Socket, Impact Deep 1" DR 4-1/4" 6 PT
J10072L	Socket, Impact Deep 1" DR 4-1/2" 6 PT

Weight (lbs): 220.00

ASME B107.110-2012

1" DRIVE 9 PIECE IMPACT SOCKET SET - 6 POINT**Product #: J76109**

Contents	Description
J10016	Socket, Impact 1" DR 1" 6 PT
J10018	Socket, Impact 1" DR 1-1/8" 6 PT
J10020	Socket, Impact 1" DR 1-1/4" 6 PT
J10022	Socket, Impact 1" DR 1-3/8" 6 PT
J10024	Socket, Impact 1" DR 1-1/2" 6 PT
J10026	Socket, Impact 1" DR 1-5/8" 6 PT
J10028	Socket, Impact 1" DR 1-3/4" 6 PT
J10030	Socket, Impact 1" DR 1-7/8" 6 PT
J10032	Socket, Impact 1" DR 2" 6 PT

Weight (lbs): 18.19

ASME B107.110-2012 **6**
INCH**1" DRIVE 8 PIECE IMPACT SOCKET SETS - 6 POINT****Product #: J76102**

Contents	Description
J10014	Socket, Impact 1" DR 7/8" 6 PT
J10015	Socket, Impact 1" DR 15/16" 6 PT
J10016	Socket, Impact 1" DR 1" 6 PT
J10017	Socket, Impact 1" DR 1-1/16" 6 PT
J10018	Socket, Impact 1" DR 1-1/8" 6 PT
J10019	Socket, Impact 1" DR 1-3/16" 6 PT
J10020	Socket, Impact 1" DR 1-1/4" 6 PT
J10024	Socket, Impact 1" DR 1-1/2" 6 PT

Weight (lbs): 11.42

ASME B107.110-2012 **6**
INCH**Product #: J76108**

Contents	Description
J10014L	Socket, Impact Deep 1" DR 7/8" 6 PT
J10015L	Socket, Impact Deep 1" DR 15/16" 6 PT
J10016L	Socket, Impact Deep 1" DR 1" 6 PT
J10017L	Socket, Impact Deep 1" DR 1-1/16" 6 PT
J10018L	Socket, Impact Deep 1" DR 1-1/8" 6 PT
J10019L	Socket, Impact Deep 1" DR 1-3/16" 6 PT
J10020L	Socket, Impact Deep 1" DR 1-1/4" 6 PT
J10024L	Socket, Impact Deep 1" DR 1-1/2" 6 PT

Weight (lbs): 16.83

ASME B107.110-2012 **6**
INCH**Product #: J76103**

Contents	Description
J10017	Socket, Impact 1" DR 1-1/16" 6 PT
J10020	Socket, Impact 1" DR 1-1/4" 6 PT
J10023	Socket, Impact 1" DR 1-7/16" 6 PT
J10026	Socket, Impact 1" DR 1-5/8" 6 PT
J10029	Socket, Impact 1" DR 1-13/16" 6 PT
J10032	Socket, Impact 1" DR 2" 6 PT
J10035	Socket, Impact 1" DR 2-3/16" 6 PT
J10038	Socket, Impact 1" DR 2-3/8" 6 PT

Weight (lbs): 20.23

ASME B107.110-2012 **6**
INCH



1" DRIVE 8 PIECE METRIC DEEP IMPACT SOCKET SET - 6 POINT

Product #: **J76104**

Contents	Description
J10027ML	Socket, Impact Deep 1" DR 27 mm 6 PT
J10030ML	Socket, Impact Deep 1" DR 30 mm 6 PT
J10032ML	Socket, Impact Deep 1" DR 32 mm 6 PT
J10033ML	Socket, Impact Deep 1" DR 33 mm 6 PT
J10035ML	Socket, Impact Deep 1" DR 35 mm 6 PT
J10036ML	Socket, Impact Deep 1" DR 36 mm 6 PT
J10038ML	Socket, Impact Deep 1" DR 38 mm 6 PT
J10041ML	Socket, Impact Deep 1" DR 41 mm 6 PT

Weight (lbs): 19.40



6

MM



1" DRIVE 6 PIECE IMPACT SOCKET SET - 6 POINT

Product #: **J76106**

Contents	Description
J10041	Socket, Impact 1" DR 2-9/16" 6 PT
J10044	Socket, Impact 1" DR 2-3/4" 6 PT
J10047	Socket, Impact 1" DR 2-15/16" 6 PT
J10050	Socket, Impact 1" DR 3-1/8" 6 PT
J10056	Socket, Impact 1" DR 3-1/2" 6 PT
J10062	Socket, Impact 1" DR 3-7/8" 6 PT

Weight (lbs): 45.11

ASME B107.110-2012



6

INCH



1" DRIVE 7 PIECE IMPACT SOCKET SET - 4 POINT

Product #: **J1001SS**

Contents	Description
J10012SS	Socket, Impact 1" DR 3/4" 4 PT
J10013SS	Socket, Impact 1" DR 13/16" 4 PT
J10014SS	Socket, Impact 1" DR 7/8" 4 PT
J10015SS	Socket, Impact 1" DR 15/16" 4 PT
J10016SS	Socket, Impact 1" DR 1" 4 PT
J10018SS	Socket, Impact 1" DR 1-1/8" 4 PT
J10024SS	Socket, Impact 1" DR 1-1/2" 4 PT

Weight (lbs): 12.99



4

INCH



4 4 POINT

6 6 POINT

8 8 POINT

12 12 POINT

SPL SPLINE

TORX TORX®

HEX HEX

BLACK OXIDE

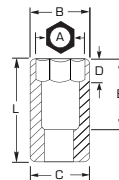


WARNING: WORK SAFELY WITH TOOLS. WEAR SAFETY GOGGLES.

+1.800.800.TOOL · Fax: +1.800.828.7809 · www.protoindustrial.com

1/4" DRIVE IMPACT SOCKETS - 6 POINT

- ▶ Proto® 6 Point Impact Sockets are ideal for use on stubborn or damaged fasteners, and also on fasteners made from soft materials.
- ▶ Socket size stamped on tool for easy identification.
- ▶ Side locking hole.



- ▶ Radius-corner socket design
- ▶ Engages flats for better grip
- ▶ Improves the ability to turn worn or rounded fasteners

INCH	6	Nut End Outside Diameter (in) (B)	Drive End Outside Diameter (in) (C)	Nut Depth (in) (D)	Bolt Clearance Depth (in) (E)	Overall Length (in) (L)	Weight (lbs)
3/16	J6906H	5/16	1/2	11/64	1/2	7/8	0.04
7/32	J6907H	11/32	1/2	13/64	1/2	7/8	0.03
1/4	J6908H	25/64	1/2	7/32	1/2	7/8	0.03
9/32	J6909H	7/16	1/2	15/64	1/2	7/8	0.03
5/16	J6910H	1/2	1/2	15/64	1/2	7/8	0.03
11/32	J6911H	33/64	33/64	17/64	1/2	7/8	0.04
3/8	J6912H	9/16	9/16	17/64	1/2	7/8	0.04
7/16	J6914H	21/32	21/32	5/16	1/2	7/8	0.05
1/2	J6916H	45/64	11/16	3/8	1/2	7/8	0.05
9/16	J6918H	51/64	51/64	3/8	1/2	7/8	0.08
5/8	J6920H*	7/8	7/8	3/8	1/2	7/8	0.09

*This size not covered under ASME Standards

ASME B107.110-2012

MM	6	Nut End Outside Diameter (in) (B)	Drive End Outside Diameter (in) (C)	Nut Depth (in) (D)	Bolt Clearance Depth (in) (E)	Overall Length (in) (L)	Weight (lbs)
4	J6904M*	17/64	1/2	5/32	1/2	7/8	0.03
5	J6905M	5/16	1/2	3/16	1/2	7/8	0.04
5.5	J69055M	11/32	1/2	3/16	1/2	7/8	0.04
6	J6906M	25/64	1/2	7/32	1/2	7/8	0.03
7	J6907M	7/16	1/2	7/32	1/2	7/8	0.03
8	J6908M	1/2	1/2	7/32	1/2	7/8	0.04
9	J6909M	33/64	33/64	1/4	1/2	7/8	0.04
10	J6910M	9/16	9/16	1/4	1/2	7/8	0.04
11	J6911M	21/32	21/32	9/32	1/2	7/8	0.05
12	J6912M	11/16	11/16	19/64	1/2	7/8	0.06
13	J6913M	23/32	23/32	5/16	1/2	7/8	0.07
14	J6914M	51/64	51/64	3/8	1/2	7/8	0.08
15	J6915M	53/64	53/64	3/8	1/2	7/8	0.08

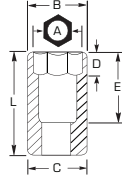
*This size not covered under ASME Standards

ASME B107.110-2012



1/4" DRIVE DEEP IMPACT SOCKETS - 6 POINT

- ▶ Proto® 6 Point Impact Sockets are ideal for use on stubborn or damaged fasteners, and also on fasteners made from soft materials.
- ▶ Socket size stamped on tool for easy identification.
- ▶ Side locking hole.



- ▶ Radius-corner socket design
- ▶ Engages flats for better grip
- ▶ Improves the ability to turn worn or rounded fasteners

1/4" DRIVE IMPACT SOCKETS

INCH	6	Nut End Outside Diameter (in) (B)	Drive End Outside Diameter (in) (C)	Nut Depth (in) (D)	Bolt Clearance Depth (in) (E)	Overall Length (in) (L)	Weight (lbs)
3/16	J6506H	5/16	1/2	1/4	1-5/8	2	0.08
7/32	J6507H	23/64	1/2	7/64	1-5/8	2	0.08
1/4	J6508H	25/64	1/2	9/32	1-5/8	2	0.08
9/32	J6509H	7/16	1/2	19/64	1-5/8	2	0.08
5/16	J6510H	1/2	1/2	5/16	1-5/8	2	0.07
11/32	J6511H	33/64	33/64	11/32	1-5/8	2	0.07
3/8	J6512H	9/16	9/16	3/8	1-5/8	2	0.09
7/16	J6514H	21/32	21/32	3/8	1-5/8	2	0.12
1/2	J6516H	11/16	11/16	7/16	1-5/8	2	0.12
9/16	J6518H	51/64	51/64	7/16	1-5/8	2	0.15
5/8	J6520H*	7/8	7/8	7/16	1-5/8	2	0.12

*This size not covered under ASME Standards

ASME B107.110-2012

MM	6	Nut End Outside Diameter (in) (B)	Drive End Outside Diameter (in) (C)	Nut Depth (in) (D)	Bolt Clearance Depth (in) (E)	Overall Length (in) (L)	Weight (lbs)
5	J6505MH	5/16	1/2	1/4	1-5/8	2	0.08
5.5	J65055MH	23/64	1/2	17/64	1-5/8	2	0.09
6	J6506MH	25/64	1/2	9/32	1-5/8	2	0.08
7	J6507MH	7/16	1/2	19/64	1-5/8	2	0.08
8	J6508MH	1/2	1/2	5/16	1-5/8	2	0.07
9	J6509MH	33/64	33/64	5/16	1-5/8	2	0.07
10	J6510MH	9/16	9/16	3/8	1-5/8	2	0.08
11	J6511MH	21/32	21/32	3/8	1-5/8	2	0.11
12	J6512MH	11/16	11/16	13/32	1-5/8	2	0.13
13	J6513MH	23/32	23/32	7/16	1-5/8	2	0.14
14	J6514MH	51/64	51/64	7/16	1-5/8	2	0.18
15	J6515MH	53/64	53/64	7/16	1-5/8	2	0.18

ASME B107.110-2012



1/4" DRIVE UNIVERSAL IMPACT SOCKETS - 12 POINT

- › Ball and spring design which allows for a 30° working angle.
- › Smooth 360° rotation.

INCH	12	Drive End Outside Diameter (in)	Overall Length (in)	Weight (lbs)
1/4	J66308P	5/8	1-9/32	0.27
5/16	J66310P	5/8	1-11/32	0.27
3/8	J66312P	5/8	1-15/32	0.3
7/16	J66314P	5/8	1-1/2	0.32
1/2	J66316P	5/8	1-5/8	0.33



MM	12	Drive End Outside Diameter (in)	Overall Length (in)	Weight (lbs)
5.5	J66555MP	5/8	1-1/4	0.27
6	J66506MP	5/8	1-9/32	0.27
7	J66507MP	5/8	1-5/16	0.27
8	J66508MP	5/8	1-11/32	0.28
9	J66509MP	5/8	1-3/8	0.3
10	J66510MP	5/8	1-7/16	0.31
11	J66511MP	5/8	1-1/2	0.31
12	J66512MP	5/8	1-17/32	0.32
13	J66513MP	5/8	1-19/32	0.32



- › Radius-corner socket design
- › Engages flats for better grip
- › Improves the ability to turn worn or rounded fasteners



1/4" DRIVE IMPACT UNIVERSAL JOINT

- › Tight tolerances for snug fit on fastener.
- › Used wherever powered drive tools are used to install or remove fasteners.
- › Designed to withstand the high torque and force associated with impact tools in repetitive application.
- › Features two through holes and a groove to accept a Proto® Retaining Ring or pin and O-ring to help secure the socket to the drive tool anvil.
- › Position at appropriate angle to turn fasteners where obstructions prevent a straight application.
- › Ball and spring design which allows for a 30° working angle.
- › Smooth 360° rotation.

INCH	Product #	Drive End Outside Diameter (in)	Overall Length (in)	Weight (lbs)
1/4	J66170P	5/8	1-3/8	0.27

ASME B107.110-2012



1/4" DRIVE TORX® IMPACT SOCKETS

- › Made of alloy steel.
- › Black oxide finish.
- › For use with Torx® style fasteners.

Torx® Size	TORX	Nut End Outside Diameter (in) (B)	Drive End Outside Diameter (in) (C)	Nut Depth (in) (D)	Bolt Clearance Depth (in) (E)	Overall Length (in) (L)	Weight (lbs)
E4	J6904TX	1/4	7/16	13/64	2/23	1	0.03
E5	J6905TX	1/4	7/16	7/32	2/17	1	0.04
E6	J6906TX	5/16	7/16	15/64	1/7	1	0.02
E7	J6907TX	21/64	1/2	9/32	2/13	1	0.03
E8	J6908TX	3/8	19/64	19/64	11/651	1	0.03
E10	J6910TX	1/2	1/2	11/32	13/59	1	0.05
E12	J6912TX	9/16	9/16	25/64	19/68	1	0.05



Torx® is a trademark of Acument Intellectual Properties, LLC



3/8" DRIVE IMPACT SOCKETS - 6 POINT

- › Proto® 6 Point Impact Sockets are ideal for use on stubborn or damaged fasteners, and also on fasteners made from soft materials.
- › Size stamped on tool for easy identification.
- › Side locking hole.



- › Radius-corner socket design
- › Engages flats for better grip
- › Improves the ability to turn worn or rounded fasteners

3/8" DRIVE IMPACT SOCKETS

INCH	6	Nut End Outside Diameter (in) (B)	Drive End Outside Diameter (in) (C)	Nut Depth (in) (D)	Bolt Clearance Depth (in) (E)	Overall Length (in) (L)	Weight (lbs)
1/4	J7208H*	7/16	11/16	9/32	19/32	1-3/32	0.07
9/32	J7209H*	31/64	11/16	5/16	19/32	1-3/32	0.07
5/16	J7210H	1/2	11/16	5/16	19/32	1-3/32	0.07
11/32	J7211H	35/64	11/16	3/8	19/32	1-3/32	0.07
3/8	J7212H	19/32	11/16	3/8	19/32	1-3/32	0.07
7/16	J7214H	11/16	11/16	3/8	19/32	1-3/32	0.06
1/2	J7216H	3/4	3/4	3/8	19/32	1-3/32	0.08
9/16	J7218H	13/16	13/16	9/16	19/32	1-3/32	0.11
5/8	J7220H	29/32	29/32	9/16	19/32	1-3/32	0.12
11/16	J7222H	1	1	9/16	19/32	1-3/32	0.15
3/4	J7224H	1-1/16	1-1/16	17/32	19/32	1-3/32	0.16
13/16	J7226H*	1-3/16	1-13/64	11/16	23/32	1-7/32	0.24
7/8	J7228H	1-9/32	1-9/32	11/16	23/32	1-7/32	0.26
15/16	J7230H	1-23/64	1-23/64	51/64	27/32	1-11/32	0.35
1	J7232H*	1-1/2	1-1/2	51/64	27/32	1-11/32	0.42

*This size not covered under ASME Standards

ASME B107.110-2012

MM	6	Nut End Outside Diameter (in) (B)	Drive End Outside Diameter (in) (C)	Nut Depth (in) (D)	Bolt Clearance Depth (in) (E)	Overall Length (in) (L)	Weight (lbs)
6	J7206M*	27/64	11/16	7/32	27/64	59/64	0.06
7	J7207M*	31/64	11/16	15/64	27/64	59/64	0.06
8	J7208M	33/64	11/16	5/16	17/32	1-1/32	0.06
9	J7209M	37/64	11/16	11/32	17/32	1-1/32	0.06
10	J7210M	11/16	11/16	3/8	17/32	1-1/32	0.06
11	J7211M	11/16	11/16	13/32	17/32	1-1/32	0.06
12	J7212M	23/32	23/32	7/16	17/32	1-1/32	0.07
13	J7213M	3/4	3/4	7/16	17/32	1-3/32	0.08
14	J7214M	13/16	13/16	9/16	19/32	1-3/32	0.09
15	J7215M	55/64	55/64	9/16	19/32	1-3/32	0.10
16	J7216M	29/32	29/32	9/16	19/32	1-3/32	0.12
17	J7217M	1	1	9/16	19/32	1-3/32	0.15
18	J7218M	1-1/32	1-1/32	9/16	19/32	1-3/32	0.16
19	J7219M	1-1/16	1-1/16	17/32	19/32	1-3/32	0.15
20	J7220M	1-7/64	1-7/64	17/32	19/32	1-3/32	0.18
21	J7221M	1-5/32	1-5/32	17/32	19/32	1-3/32	0.19
22	J7222M	1-13/64	1-13/64	17/32	19/32	1-3/32	0.20
23	J7223M	1-1/4	1-1/4	17/32	19/32	1-3/32	0.26
24	J7224M	1-19/64	1-19/64	17/32	19/32	1-3/32	0.27

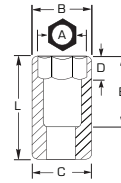
*This size not covered under ASME Standards

ASME B107.110-2012



3/8" DRIVE IMPACT SOCKETS - 8 POINT

- ▶ Proto® 8 Point Impact Sockets are ideal for use on stubborn or damaged fasteners, and also on fasteners made from soft materials.
- ▶ Drive end chamfer and four detents help provide quick positive engagement with drive tool on any of the socket drive walls.
- ▶ Tight tolerances for snug fit on fastener.
- ▶ Large clearance holes, concentric opening and nut end chamfer make it easy to position socket on fasteners.
- ▶ Made from high strength steel to help minimize wall thickness and provide access to fasteners in recesses and where nuts and bolts protrude.
- ▶ Impact sockets are used wherever powered drive tools are used to install or remove fasteners.
- ▶ Impact sockets are designed to withstand higher torque and force associated with impact tools in repetitive application.
- ▶ Socket size stamped on tool for easy identification.
- ▶ Side locking hole.



- ▶ Radius-corner socket design
- ▶ Engages flats for better grip
- ▶ Improves the ability to turn worn or rounded fasteners

INCH	8	Nut End Outside Diameter (in) (B)	Drive End Outside Diameter (in) (C)	Nut Depth (in) (D)	Bolt Clearance Depth (in) (E)	Overall Length (in) (L)	Weight (lbs)
1/4	J7208S	31/64	11/16	1/4	1/2	1	0.07
5/16	J7210S	5/8	11/16	9/32	1/2	1	0.06
3/8	J7212S	11/16	11/16	5/16	1/2	1	0.06
7/16	J7214S	13/16	13/16	21/64	1/2	1	0.10
1/2	J7216S	59/64	15/16	3/8	9/16	1-1/16	0.13
9/16	J7218S	1-3/32	1-3/16	9/16	5/8	1-1/8	0.17




8 PT IMPACT SOCKETS

Sometimes called "double square sockets", 8 point sockets gives the mechanic twice the angles of attack when trying to fit a socket over a 4 point fastener.

These fasteners are often found in heavy industry or agricultural equipment, especially older units; but even these older standards can be found on modern equipment. 4 Point fasteners can also be found on square pipe plugs, transmission drains, fill plugs on hydraulic tanks, adjusters for drum brakes, square-headed cylinder bolts, and various taps.

Normally, 4 point sockets are recommended for 4 point fasteners, but they give you only four opportunities to seat the socket over the fastener - north, east, south, and west.

An 8 point socket doubles the numbers, allowing a mechanic to reach a socket in between the other angles. With an 8 point socket, there is still plenty of contact with the fastener to get a firm grip on the head.



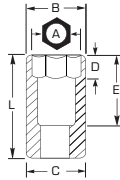


3/8" DRIVE DEEP IMPACT SOCKETS - 6 POINT



- ▶ Radius-corner socket design
- ▶ Engages flats for better grip
- ▶ Improves the ability to turn worn or rounded fasteners

- ▶ Proto® 6 Point Impact Sockets are ideal for use on stubborn or damaged fasteners, and also on fasteners made from soft materials.
- ▶ Socket size stamped on tool for easy identification.
- ▶ Side locking hole.



INCH	6	Nut End Outside Diameter (in) (B)	Drive End Outside Diameter (in) (C)	Nut Depth (in) (D)	Bolt Clearance Depth (in) (E)	Overall Length (in) (L)	Weight (lbs)
1/4	J7708H*	7/16	11/16	9/32	2-1/4	2-3/4	0.21
9/32	J7709H*	31/64	11/16	5/16	2-1/4	2-3/4	0.18
5/16	J7710H	33/64	11/16	21/64	2-1/4	2-3/4	0.20
11/32	J7711H	35/64	11/16	11/32	2-1/4	2-3/4	0.19
3/8	J7712H	19/32	11/16	3/8	2-1/4	2-3/4	0.19
7/16	J7714H	11/16	11/16	27/64	2-1/4	2-3/4	0.17
1/2	J7716H	3/4	3/4	15/32	2-1/4	2-3/4	0.21
9/16	J7718H	13/16	13/16	11/16	2-1/4	2-3/4	0.22
5/8	J7720H	29/32	29/32	11/16	2-1/4	2-3/4	0.29
11/16	J7722H	1	1	11/16	2-1/4	2-3/4	0.34
3/4	J7724H	1-1/16	1-1/16	43/64	2-1/4	2-3/4	0.38
13/16	J7726H*	1-13/64	1-13/64	13/16	2-1/8	2-3/4	0.53
7/8	J7728H	1-9/32	1-9/32	13/16	2-1/8	2-3/4	0.59
15/16	J7730H	1-23/64	1-23/64	13/16	2-1/8	2-3/4	0.66
1	J7732H*	1-1/2	1-1/2	13/16	2-1/8	2-3/4	0.85

*This size not covered under ASME Standards

ASME B107.110-2012

MM	6	Nut End Outside Diameter (in) (B)	Drive End Outside Diameter (in) (C)	Nut Depth (in) (D)	Bolt Clearance Depth (in) (E)	Overall Length (in) (L)	Weight (lbs)
6	J7006M*	27/64	11/16	9/32	2-1/4	2-3/4	0.19
7	J7007M*	31/64	11/16	5/16	2-1/4	2-3/4	0.20
8	J7008M	33/64	11/16	5/16	2-1/4	2-3/4	0.19
9	J7009M	37/64	11/16	3/8	2-1/4	2-3/4	0.20
10	J7010M	5/8	11/16	3/8	2-1/4	2-3/4	0.19
11	J7011M	11/16	11/16	13/32	2-1/4	2-3/4	0.18
12	J7012M	3/4	3/4	7/16	2-1/4	2-3/4	0.20
13	J7013M	3/4	3/4	15/32	2-1/4	2-3/4	0.22
14	J7014M	13/16	13/16	1/2	2-1/4	2-3/4	0.22
15	J7015M	55/64	55/64	11/16	2-1/4	2-3/4	0.25
16	J7016M	29/32	29/32	11/16	2-1/4	2-3/4	0.29
17	J7017M	1	1	11/16	2-1/4	2-3/4	0.37
18	J7018M	1-1/32	1-1/32	11/16	2-1/4	2-3/4	0.38
19	J7019M	1-1/16	1-1/16	11/16	2-1/4	2-3/4	0.38
20	J7020M	1-7/64	1-7/64	25/32	2-1/4	2-3/4	0.42
21	J7021M	1-5/32	1-5/32	25/32	2-1/4	2-3/4	0.46
22	J7022M	1-13/64	1-13/64	51/64	2-1/4	2-3/4	0.49
23	J7023M	1-1/4	1-1/4	51/64	2-1/4	2-3/4	0.53
24	J7024M	1-19/64	1-19/64	59/64	2-1/4	2-3/4	0.58

*This size not covered under ASME Standards

ASME B107.110-2012

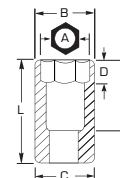
3/8" DRIVE IMPACT SOCKETS



3/8" DRIVE DEEP THIN WALL IMPACT SOCKETS - 6 POINT



- › Specifically designed for light clearance applications.
- › Reduced wall thickness helps improve access to fasteners in restricted areas.
- › All Impact sockets feature one through hole and a groove to accept a retaining ring and pin to secure the socket to the power tool anvil.
- › Chamfered service ends for quick and positive fastener engagement.
- › Proto® 6 Point Impact Sockets are ideal for use on stubborn or damaged fasteners, and also on fasteners made from soft materials.
- › Thin wall sockets are lightweight.
- › Designed to fit into smaller spaces.
- › Thinner walls help improve productivity by making it easier to gain access to fasteners in confined spaces.
- › Extra deep length helps improve access in confined areas.
- › Often used in application where fasteners are close together, such as tire service.



- › Radius-corner socket design
- › Engages flats for better grip
- › Improves the ability to turn worn or rounded fasteners

INCH	6	Nut End Outside Diameter (in) (B)	Drive End Outside Diameter (in) (C)	Nut Depth (in) (D)	Bolt Clearance Depth (in) (E)	Overall Length (in) (L)	Weight (lbs)
1/4	J7708HT	27/64	11/16	9/32	1-15/32	2	0.15
5/16	J7710HT	31/64	11/16	1/4	1-15/32	2	0.14
11/32	J7711HT	1/2	11/16	9/32	1-15/32	2	0.13
3/8	J7712HT	37/64	11/16	5/16	1-7/32	2	0.13
7/16	J7714HT	41/64	11/16	11/32	1-7/32	2	0.11
1/2	J7716HT	23/32	23/32	13/32	1-7/32	2	0.14
9/16	J7718HT	25/32	25/32	1/2	1-15/32	2	0.15
5/8	J7720HT	7/8	7/8	1/2	1-19/32	2-1/8	0.18
11/16	J7722HT	15/16	15/16	1/2	1-11/16	2-7/32	0.22
3/4	J7724HT	1	1	17/32	1-23/32	2-1/4	0.27
7/8	J7728HT	1-7/32	1-7/32	13/16	1-31/32	2-1/2	0.43
15/16	J7730HT	1-1/4	1-1/4	13/16	1-13/64	2	0.54




MM	6	Nut End Outside Diameter (in) (B)	Drive End Outside Diameter (in) (C)	Nut Depth (in) (D)	Bolt Clearance Depth (in) (E)	Overall Length (in) (L)	Weight (lbs)
8	J7008MHT	31/64	11/16	1/4	1-1/4	1-3/4	0.11
9	J7009MHT	17/32	11/16	5/16	1-3/16	1-3/4	0.15
10	J7010MHT	19/32	11/16	11/32	1-5/32	1-3/4	0.11
11	J7011MHT	11/16	11/16	21/64	1-11/64	1-3/4	0.12
12	J7012MHT	11/16	11/16	3/8	1-1/8	1-3/4	0.11
13	J7013MHT	45/64	45/64	13/32	1-3/32	1-3/4	0.11
14	J7014MHT	25/32	25/32	15/32	1-1/32	2	0.14
15	J7015MHT	53/64	53/64	1/2	1	2-5/64	0.18
16	J7016MHT	7/8	7/8	1/2	1	2-5/64	0.17
17	J7017MHT	1	1	1/2	1	2-5/64	0.20
18	J7018MHT	31/32	31/32	1/2	1	2-5/64	0.20
19	J7019MHT	1	1	17/32	31/32	2-5/64	0.25





3/8" DRIVE TORX® IMPACT SOCKETS

- › Made of heat-treated alloy steel.
- › Socket size stamped on tool for easy identification.
- › Side locking hole.
- › For use with Torx® style fasteners.


Torx® Size		Overall Length (in)	Weight (lbs)
E6	J7206TX	1-1/4	0.06
E7	J7207TX	1-1/4	0.07
E8	J7208TX	1-1/4	0.07
E10	J7210TX	1-1/4	0.07
E12	J7212TX	1-1/4	0.07
E14	J7214TX	1-1/4	0.09
E16	J7216TX	1-1/4	0.10




3/8" DRIVE IMPACT SOCKETS

3/8" DRIVE IMPACT HEX BIT SOCKETS

- › Proto® Hex Bit Impact Sockets can be used on stubborn fasteners.
- › Tight tolerances for snug fit on fastener.
- › Hex bit impact sockets are used wherever powered drive tools are used to install or remove fasteners.
- › Hex bit impact sockets are designed to withstand the high torque and force associated with impact tools in repetitive application.
- › Side locking hole.

INCH		Bit Length (in)	Overall Length (in)	Weight (lbs)
1/8	J72901/8	1-5/8	2-23/32	0.07
5/32	J72905/32	1-5/8	2-23/32	0.08
3/16	J72903/16	1-5/8	2-23/32	0.08
7/32	J72907/32	1-5/8	2-23/32	0.09
1/4	J72901/4	1-5/8	2-23/32	0.10
5/16	J72905/16	1-5/8	2-23/32	0.13
3/8	J72903/8	1-5/8	2-23/32	0.14



MM		Bit Length (in)	Overall Length (in)	Weight (lbs)
4	J7290-4M	1-5/8	2-23/32	0.07
5	J7290-5M	1-5/8	2-23/32	0.08
6	J7290-6M	1-5/8	2-23/32	0.09
8	J7290-8M	1-5/8	2-23/32	0.12
10	J7290-10M	1-5/8	2-23/32	0.14



3/8" DRIVE IMPACT UNIVERSAL SOCKETS - 6 & 12 POINT

- ▶ Ball and spring design which allows for a 30° working angle.
- ▶ Smooth 360° rotation.
- ▶ Proto® 6 Point Impact Sockets are ideal for use on stubborn or damaged fasteners, and also on fasteners made from soft materials.



- ▶ Radius-corner socket design
- ▶ Engages flats for better grip
- ▶ Improves the ability to turn worn or rounded fasteners



INCH	6	Nut End Outside Diameter (in) (B)	Drive End Outside Diameter (in) (C)	Nut Depth (in) (D)	Bolt Clearance Depth (in) (E)	Overall Length (in) (L)	Weight (lbs)
3/8	J77273P	9/16	1-1/16	7/16	7/16	1-57/64	0.30
7/16	J77274P	21/32	1-1/16	7/16	7/16	1-63/64	0.31
1/2	J77275P	3/4	1-1/16	7/16	7/16	2-1/64	0.32
9/16	J77276P	13/16	1-1/16	7/16	7/16	2-1/64	0.33
5/8	J77277P	29/32	1-1/16	7/16	7/16	2-5/64	0.35
11/16	J77278P	1	1-1/16	7/16	7/16	2-7/64	0.29
3/4	J77279P	1-1/16	1-1/16	7/16	7/16	2-7/64	0.29

ASME B107.110-2012

MM	6	12	Drive End Outside Diameter (in) (C)	Nut Depth (in) (D)	Bolt Clearance Depth (in) (E)	Overall Length (in) (L)	Weight (lbs)
8	J77408MP	-	1-1/16	7/16	7/16	2	0.26
10	J77410MP	J77510MP	1-1/16	7/16	7/16	2	0.21
11	J77411MP	J77511MP	1-1/16	7/16	7/16	2	0.22
12	J77412MP	J77512MP	1-1/16	7/16	7/16	2-1/32	0.22
13	J77413MP	J77513MP	1-1/16	7/16	7/16	2-1/32	0.23
14	J77414MP	J77514MP	1-1/16	7/16	7/16	2-1/16	0.23
15	J77415MP	J77515MP	1-1/16	7/16	7/16	2-1/16	0.24
16	J77416MP	J77516MP	1-1/16	7/16	7/16	2-3/32	0.25
17	J77417MP	J77517MP	1-1/16	7/16	7/16	2-1/8	0.26
18	J77418MP	J77518MP	1-1/16	7/16	7/16	2-1/8	0.28
19	J77419MP	J77519MP	1-1/16	7/16	7/16	2-1/8	0.28

ASME B107.110-2012



3/8" DRIVE METRIC DEEP UNIVERSAL IMPACT SOCKETS - 6 POINT

- ▶ Ball and spring design which allows for a 30° working angle.
- ▶ Smooth 360° rotation.
- ▶ Proto® 6 Point Impact Sockets are ideal for use on stubborn or damaged fasteners, and also on fasteners made from soft materials.



- ▶ Radius-corner socket design
- ▶ Engages flats for better grip
- ▶ Improves the ability to turn worn or rounded fasteners



MM	6	Drive End Outside Diameter (in) (C)	Nut Depth (in) (D)	Bolt Clearance Depth (in) (E)	Overall Length (in) (L)	Weight (lbs)
10	J78410MP	1-1/16	3/8	1	2	0.24
11	J78411MP	1-1/16	3/8	1	2-1/2	0.25
12	J78412MP	1-1/16	3/8	1	2-1/32	0.28
13	J78413MP	1-1/16	13/32	1-1/32	2-1/32	0.28
14	J78414MP	1-1/16	13/32	1-1/32	2-1/16	0.3
15	J78415MP	1-1/16	13/32	1-1/32	2-1/16	0.31
16	J78416MP	1-1/16	7/16	1-1/16	2-3/32	0.32
17	J78417MP	1-1/16	7/16	1-1/8	2-1/8	0.36
18	J78418MP	1-1/16	15/32	1-1/8	2-1/8	0.36
19	J78419MP	1-1/16	1/2	1-9/64	2-1/8	0.38

ASME B107.110-2012

3/8" DRIVE IMPACT UNIVERSAL JOINT

- ▶ Tight tolerances for snug fit on fastener.
- ▶ Used wherever powered drive tools are used to install or remove fasteners.
- ▶ Designed to withstand the high torque and force associated with impact tools in repetitive application.
- ▶ Features two through holes and a groove to accept a Proto® Retaining Ring or pin and O-ring to help secure the socket to the drive tool anvil.
- ▶ Position at appropriate angle to turn fasteners where obstructions prevent a straight application.
- ▶ Ball and spring design which allows for a 30° working angle.
- ▶ Smooth 360° rotation.



INCH	Product #	Drive End Outside Diameter (in)	Overall Length (in)	Weight (lbs)
3/8	J77270P	1-1/16	2-1/32	0.21

ASME B107.110-2012

3/8" DRIVE IMPACT ADAPTERS

- ▶ Use adapters to help increase or decrease drive end size.
- ▶ Do not use hand adapters with power tools.
- ▶ Do not over torque small sockets when using them with adapters on large drive tools.
- ▶ Size stamped on tool for easy identification.
- ▶ Side locking hole.



INCH	Size (in)	Overall Length (in)	Weight (lbs)
J7653	3/4" F x 1/2" M	2-1/16	0.48
J7650	3/8" F x 1/2" M	1-5/16	0.13
J7651	1/2" F x 3/8" M	1-7/16	0.12

ASME B107.110-2012



3/8" DRIVE IMPACT EXTENSIONS

- › Use extensions to gain access to fasteners in locations that would otherwise be difficult to reach.
- › Male square is oriented in line with female squares for use with fixed head torque wrenches.
- › Full chamfer at drive opening (when applicable) for easy engagement with drive tools.
- › Drive end chamfer and four detents help provide quick positive engagement with drive tool on any of the socket drive walls.
- › Size stamped on tool for easy identification.
- › Side locking hole.



Product #	Overall Length (in)	Weight (lbs)
J7175P	3	0.16
J7176P	6	0.32
J7178P	12	0.64

ASME B107.110-2012

3/8" DRIVE IMPACT LOCKING EXTENSIONS

- › Black oxide finish.
- › Easy operating spring loaded locking mechanism.

Product #	Overall Length (in)	Weight (lbs)
J7203L	3	0.25
J7206L	6	0.41
J7212L	12	0.75



3/8" DRIVE HAND IMPACT DRIVER

- › Designed to loosen hard to turn bolts and screws.
- › Heavy-Duty spring for added torque.

Product #	Overall Length (in)	Weight (lbs)
J7099	5-1/2	1.68



3/8" DRIVE RETAINING RINGS

- › Proto® 3/8" Drive Retaining Rings have a one-piece, without a crush gauge.
- › PROTO® 3/8" Impact socket family is not designed for use with these retaining rings.



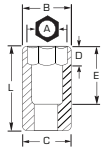
Product #	Description	For Groove Dia. (in)	Diameter (in)	Height (in)	Weight (lbs)
JRR37560	Retaining Ring, 3/8" DR 600 GRV	19/32	11/16	1/16	0.01
JRR37567	Retaining Ring, 3/8" DR 670 GRV	43/64	3/4	1/16	0.01
JRR37575	Retaining Ring, 3/8" DR 750 GRV	3/4	13/16	1/16	0.01
JRR37582	Retaining Ring, 3/8" DR 820 GRV	13/64	7/8	1/16	0.01
JRR37595	Retaining Ring, 3/8" DR 950 GRV	61/64	1	1/16	0.01
JRR37511	Retaining Ring, 3/8" DR 1100 GRV	1-3/32	1-3/16	1/16	0.01
JRR37512	Retaining Ring, 3/8" DR 1200 GRV	1-3/16	1-1/4	1/16	0.01





1/2" DRIVE IMPACT SOCKETS

► Proto® 6 Point Impact Sockets are ideal for use on stubborn or damaged fasteners, and also on fasteners made from soft materials.



- Radius-corner socket design
- Engages flats for better grip
- Improves the ability to turn worn or rounded fasteners

1/2" DRIVE IMPACT SOCKETS

INCH	6	12	Nut End Outside Diameter (in) (B)	Drive End Outside Diameter (in) (C)	Nut Depth (in) (D)	Bolt Clearance Depth (in) (E)	Overall Length (in) (L)	Weight (lbs)
3/8	J7412H	J7412	41/64	15/16	11/32	27/32	1-1/2	0.17
7/16	J7414H	J7414	23/32	15/16	13/32	27/32	1-1/2	0.18
1/2	J7416H	J7416	51/64	15/16	13/32	27/32	1-1/2	0.18
9/16	J7418H	J7418	7/8	15/16	7/16	27/32	1-1/2	0.18
5/8	J7420H	J7420	1	1	1/2	27/32	1-1/2	0.20
11/16	J7422H	J7422	1-1/32	1-1/32	1/2	27/32	1-1/2	0.22
3/4	J7424H	J7424	1-7/64	1-7/64	51/64	27/32	1-1/2	0.24
13/16	J7426H	J7426	1-13/64	1-13/64	11/16	31/32	1-5/8	0.31
7/8	J7428H	J7428	1-17/64	1-9/32	43/64	31/32	1-5/8	0.34
15/16	J7430H	J7430	1-23/64	1-23/64	51/64	1-3/32	1-3/4	0.44
1	J7432H	J7432	1-1/2	1-1/2	25/32	1-3/32	1-3/4	0.55
1-1/16	J7434H	J7434	1-33/64	1-33/64	25/32	1-3/32	1-3/4	0.53
1-1/8	J7436H	J7436	1-19/32	1-19/32	25/32	1-1/32	2	0.65
1-3/16	J7438H	J7438	1-19/32	1-19/32	3/4	1-1/64	2	0.85
1-1/4	J7440H	J7440	1-3/4	1-3/4	3/4	1-3/4	2	0.78
1-5/16	J7442H	J7442	1-3/4	1-3/4	13/16	63/64	2	0.73
1-3/8	J7444H	J7444	1-51/64	1-5/8	15/16	1-3/32	2-1/8	0.72
1-7/16	J7446H	J7446	1-59/64	1-5/8	1	1-37/64	2-15/64	0.87
1-1/2	J7448H	J7448	2	1-5/8	1	1-37/64	2-15/64	1.03
1-9/16	J7450H	-	2-1/32	1-5/8	1	1-1/2	2-1/4	1.16

ASME B107.110-2012

MM	6	12	Nut End Outside Diameter (in) (B)	Drive End Outside Diameter (in) (C)	Nut Depth (in) (D)	Bolt Clearance Depth (in) (E)	Overall Length (in) (L)	Weight (lbs)
8	J7408M*	-	37/64	15/16	9/32	27/32	1-1/2	0.18
9	J7409M	-	41/64	15/16	3/8	27/32	1-1/2	0.18
10	J7410M	J7410MT	43/64	15/16	3/8	27/32	1-1/2	0.18
11	J7411M	J7411MT	23/32	15/16	3/8	27/32	1-1/2	0.18
12	J7412M	J7412MT	51/64	15/16	13/32	27/32	1-1/2	0.17
13	J7413M	J7413MT	51/64	15/16	7/16	27/32	1-1/2	0.16
14	J7414M	J7414MT	7/8	15/16	15/32	27/32	1-1/2	0.18
15	J7415M	J7415MT	15/16	15/16	1/2	27/32	1-1/2	0.18
16	J7416M	J7416MT	1	1	17/32	27/32	1-1/2	0.20
17	J7417M	J7417MT	1-1/32	1-1/32	9/16	27/32	1-1/2	0.22
18	J7418M	J7418MT	1-1/8	1-1/8	51/64	27/32	1-1/2	0.27
19	J7419M	J7419MT	1-7/64	1-7/64	47/64	27/32	1-1/2	0.25
20	J7420M	J7420MT	1-5/32	1-5/32	11/16	31/32	1-5/8	0.30
21	J7421M	J7421MT	1-13/64	1-13/64	43/64	31/32	1-5/8	0.30
22	J7422M	J7422MT	1-9/32	1-9/32	43/64	31/32	1-5/8	0.36
23	J7423M	J7423MT	1-3/8	1-3/8	43/64	31/32	1-5/8	0.39
24	J7424M	J7424MT	1-23/64	1-23/64	43/64	31/32	1-5/8	0.43
25	J7425M	-	1-3/8	1-3/8	51/64	1-3/32	1-3/4	0.48
26	J7426M	-	1-1/2	1-1/2	1-1/32	1-11/32	2	0.54
27	J7427M	-	1-1/2	1-1/2	1-1/32	1-11/32	2	0.62
28	J7428M*	-	1-5/8	1-5/8	1-1/32	1-11/32	2	0.72
29	J7429M	-	1-5/8	1-5/8	1-1/64	1-11/32	2	0.67
30	J7430M	J7430MT	1-33/64	1-33/64	25/32	1-3/32	2	0.82
31	J7431M	-	1-33/64	1-33/64	51/64	1-3/32	2	0.83
32	J7432M	J7432MT	1-33/64	1-33/64	51/64	1-3/32	2	0.75
33	J7433M*	-	1-27/32	1-27/32	1-1/64	1-9/32	2	0.95
34	J7434M	-	1-29/32	1-29/32	1-1/64	1-9/32	2	1.00
36	J7436M	-	2-1/64	2-1/64	1-3/16	1-11/32	2	0.89
38	J7438M*	-	2-5/32	2-5/32	1-3/16	1-11/32	2-3/8	0.96
41	J7441M*	-	2-19/64	2-19/64	1-21/64	1-17/32	2-3/8	1.20
46	J7446M*	-	2-3/8	2-3/8	63/64	1-17/32	2-7/16	1.24

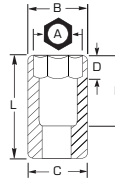
*This size not covered under ASME Standards

ASME B107.110-2012

4 4 POINT
6 6 POINT
8 8 POINT
12 12 POINT
SPL SPLINE
TORX TORX®
HEX HEX
BLACK OXIDE

1/2" DRIVE IMPACT SOCKETS - 8 POINT

- ▶ Drive end chamfer and four detents help provide quick positive engagement with drive tool on any of the socket drive walls.
- ▶ Tight tolerances for snug fit on fastener.
- ▶ Large clearance holes, concentric opening and nut end chamfer make it easy to position socket on fasteners.
- ▶ Made from high-strength steel to help minimize wall thickness and provide access to fasteners in recesses and where nuts and bolts protrude.
- ▶ Impact sockets are used wherever powered drive tools are used to install or remove fasteners.
- ▶ Impact sockets are designed to withstand higher torque and force associated with impact tools in repetitive application.
- ▶ Proto® 8 Point Impact Sockets are ideal for use on stubborn or damaged fasteners, and also on fasteners made from soft materials.
- ▶ Socket size stamped on tool for easy identification.
- ▶ Side locking hole.



- ▶ Radius-corner socket design
- ▶ Engages flats for better grip
- ▶ Improves the ability to turn worn or rounded fasteners

INCH	8	Nut End Outside Diameter (in) (B)	Drive End Outside Diameter (in) (C)	Nut Depth (in) (D)	Bolt Clearance Depth (in) (E)	Overall Length (in) (L)	Weight (lbs)
3/8	J7412S	47/64	15/16	17/64	27/32	1-1/2	0.17
7/16	J7414S	53/64	15/16	19/64	27/32	1-1/2	0.18
1/2	J7416S	15/16	15/16	11/32	27/32	1-1/2	0.18
9/16	J7418S	1-1/32	1-1/32	3/8	27/32	1-1/2	0.21
5/8	J7420S	1-1/8	1-1/8	27/32	27/32	1-1/2	0.26
11/16	J7422S	1-3/16	1-3/16	27/32	27/32	1-1/2	0.27
3/4	J7424S	1-11/32	1-11/32	27/32	27/32	1-1/2	0.37
13/16	J7426S	1-3/8	1-3/8	27/32	27/32	1-1/2	0.39
7/8	J7428S	1-1/2	1-1/2	31/32	31/32	1-5/8	0.48
15/16	J7430S	1-5/8	1-5/8	1-1/64	1-3/32	1-3/4	0.62
1	J7432S	1-3/4	1-3/4	1-1/64	1-3/32	1-3/4	0.74
1-1/16	J7434S	1-27/32	1-27/32	1-1/64	1-11/32	1-3/4	0.91

ASME B107.110-2012


8 PT IMPACT SOCKETS

Sometimes called "double square sockets", 8 point sockets gives the mechanic twice the angles of attack when trying to fit a socket over a 4 point fastener.

These fasteners are often found in heavy industry or agricultural equipment, especially older units; but even these older standards can be found on modern equipment. 4 Point fasteners can also be found on square pipe plugs, transmission drains, fill plugs on hydraulic tanks, adjusters for drum brakes, square-headed cylinder bolts, and various taps.

Normally, 4 point sockets are recommended for 4 point fasteners, but they give you only four opportunities to seat the socket over the fastener - north, east, south, and west.

An 8 point socket doubles the numbers, allowing a mechanic to reach a socket in between the other angles. With an 8 point socket, there is still plenty of contact with the fastener to get a firm grip on the head.



Four approaches using a 4 PT socket.

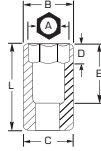


Eight approaches using a 8 PT socket.



1/2" DRIVE DEEP IMPACT SOCKETS

- ▶ Proto® 6 Point Impact Sockets are ideal for use on stubborn or damaged fasteners, and also on fasteners made from soft materials.
- ▶ Socket size stamped on tool for easy identification.
- ▶ Side locking hole.



- ▶ Radius-corner socket design
- ▶ Engages flats for better grip
- ▶ Improves the ability to turn worn or rounded fasteners

1/2" DRIVE IMPACT SOCKETS

INCH	6	12	Nut End Outside Diameter (in) (B)	Drive End Outside Diameter (in) (C)	Nut Depth (in) (D)	Bolt Clearance Depth (in) (E)	Overall Length (in) (L)	Weight (lbs)
3/8	J7312H	J7312	19/32	15/16	15/16	2-5/8	3-1/4	0.42
7/16	J7314H	J7314	23/32	15/16	11/32	1-5/8	3-1/4	0.44
1/2	J7316H	J7316	1-25/32	15/16	7/16	1-5/8	3-1/4	0.43
9/16	J7318H	J7318	7/8	15/16	1/2	1-5/8	3-1/4	0.41
5/8	J7320H	J7320	1	1	9/16	1-5/8	3-1/4	0.44
11/16	J7322H	J7322	1-1/32	1-1/32	5/8	2-5/8	3-1/4	0.47
3/4	J7324H	J7324	1-7/64	1-1/8	1-5/32	2-5/8	3-1/4	0.53
13/16	J7326H	J7326	1-3/16	1-3/16	1-5/32	2-5/8	3-1/4	0.62
7/8	J7328H	J7328	1-19/64	1-9/32	1-13/32	2-7/8	3-1/2	0.78
15/16	J7330H	J7330	1-3/8	1-3/8	1-13/32	2-7/8	3-1/2	0.86
1	J7332H	J7332	1-1/2	1-1/2	1-13/32	2-7/8	3-1/2	1.02
1-1/16	J7334H	J7334	1-1/2	1-33/64	1-17/32	2-7/8	3-1/2	1.11
1-1/8	J7336H	J7336	1-5/8	1-5/8	1-13/32	2-7/8	3-1/2	1.20
1-3/16	J7338H	J7338	1-13/16	1-21/32	1-1/64	2-7/8	3-1/2	1.47
1-1/4	J7340H	J7340	1-13/16	1-21/32	1-1/64	2-7/8	3-1/2	1.39
1-5/16	J7342H	J7342	1-7/8	1-21/32	1-1/16	2-7/8	3-1/2	1.41
1-3/8	J7344H	J7344	1-7/8	1-21/32	1-7/64	2-7/8	3-1/2	1.31
1-7/16	J7346H	J7346	2-1/16	1-21/32	1-5/32	2-7/8	3-1/2	1.67
1-1/2	J7348H	J7348	2-1/16	1-21/32	1-13/64	2-7/8	3-1/2	1.50
1-9/16	J7350H	-	2	1-5/8	1-1/4	1-1/4	3-1/2	1.80

ASME B107.110-2012

MM	6	Nut End Outside Diameter (in) (B)	Drive End Outside Diameter (in) (C)	Nut Depth (in) (D)	Bolt Clearance Depth (in) (E)	Overall Length (in) (L)	Weight (lbs)
8	J7308M*	37/64	7/8	5/16	2-19/32	3-1/4	0.37
9	J7309M	19/32	7/8	3/8	2-19/32	3-1/4	0.36
10	J7310M	41/64	15/16	7/16	2-19/32	3-1/4	0.43
11	J7311M	45/64	15/16	7/16	2-19/32	3-1/4	0.43
12	J7312M	47/64	15/16	1/2	2-19/32	3-1/4	0.43
13	J7313M	25/32	15/16	1/2	2-19/32	3-1/4	0.42
14	J7314M	55/64	15/16	1/2	2-19/32	3-1/4	0.40
15	J7315M	15/16	1	37/64	2-19/32	3-1/4	0.40
16	J7316M	1	1-1/32	19/32	2-19/32	3-1/4	0.46
17	J7317M	1-1/32	1-1/16	5/8	2-19/32	3-1/4	0.45
18	J7318M	1-1/16	1-1/16	43/64	2-19/32	3-1/4	0.49
19	J7319M	1-7/64	1-7/64	1-5/32	2-19/32	3-1/4	0.52
20	J7320M	1-5/32	1-5/32	1-5/32	2-19/32	3-1/4	0.55
21	J7321M	1-13/64	1-13/64	1-13/32	2-19/32	3-1/4	0.66
22	J7322M	1-9/32	1-9/32	1-13/32	2-27/32	3-1/2	0.75
23	J7323M	1-19/64	1-19/64	1-13/32	2-27/32	3-1/2	0.75
24	J7324M	1-23/64	1-23/64	1-13/32	2-27/32	3-1/2	0.81
25	J7325M	1-7/16	1-7/16	1-13/32	2-27/32	3-1/2	0.92
26	J7326M	1-1/2	1-1/2	1-13/32	2-27/32	3-1/2	1.03
27	J7327M	1-9/16	1-9/16	1-13/32	2-27/32	3-1/2	1.14
28	J7328M*	1-5/8	1-5/8	1-13/32	2-27/32	3-1/2	1.20
29	J7329M	1-5/8	1-5/8	1-33/64	2-27/32	3-1/2	1.16
30	J7330M	1-11/16	1-11/16	1-13/32	2-27/32	3-1/2	1.53
32	J7332M	1-25/32	1-25/32	1-13/64	2-27/32	3-1/2	1.32
33	J7333M*	1-55/64	1-55/64	1-25/64	2-27/32	3-1/2	1.48
34	J7334M	1-15/16	1-15/16	1-25/64	2-27/32	3-1/2	1.50
35	J7335M	2-1/16	2-1/16	1-25/64	2-27/32	3-1/2	1.61
36	J7336M	2-1/16	2-1/16	1-25/64	2-27/32	3-1/2	1.63

*This size not covered under ASME Standards

ASME B107.110-2012

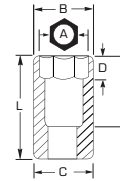
4 4 POINT
6 6 POINT
8 8 POINT
12 12 POINT
SPL SPLINE
TORX TORX®
HEX HEX
BLACK OXIDE

1/2" DRIVE DEEP THIN WALL IMPACT SOCKETS - 6 POINT

- Specifically designed for light clearance applications.
- Reduced wall thickness helps improve access to fasteners in restricted areas.
- All Impact sockets feature one through hole and a groove to accept a retaining ring and pin to secure the socket to the power tool anvil.
- Chamfered service ends for quick and positive fastener engagement.
- Proto® 6 Point Impact Sockets are ideal for use on stubborn or damaged fasteners, and also on fasteners made from soft materials.
- Thin wall sockets are lightweight.
- Designed to fit into smaller spaces.
- Thinner walls help improve productivity by making it easier to gain access to fasteners in confined spaces.
- Extra deep length helps improve access in confined areas.
- Often used in application where fasteners are close together, such as tire service.



- Radius-corner socket design
- Engages flats for better grip
- Improves the ability to turn worn or rounded fasteners



INCH	6	Nut End Outside Diameter (in) (B)	Drive End Outside Diameter (in) (C)	Nut Depth (in) (D)	Bolt Clearance Depth (in) (E)	Overall Length (in) (L)	Weight (lbs)
3/8	J7312HT	9/16	15/16	5/16	2-9/32	3-1/4	0.43
7/16	J7314HT	21/32	15/16	3/8	2-1/4	3-1/4	0.43
1/2	J7316HT	23/32	15/16	3/8	2-3/16	3-1/4	0.42
9/16	J7318HT	13/16	15/16	7/16	2-3/3	3-1/4	0.39
5/8	J7320HT	7/8	15/16	1/2	2-1/32	3-1/4	0.37
11/16	J7322HT	31/32	31/32	1/2	2	3-1/4	0.47
3/4	J7324HT	1-1/32	1-1/32	1-11/64	1-7/16	3-1/4	0.39
13/16	J7326HT	1-1/8	1-1/8	1-11/64	1-7/16	3-1/4	0.48
7/8	J7328HT	1-3/16	1-3/16	1-13/32	1-7/16	3-1/2	0.58
15/16	J7330HT	1-17/64	1-17/64	1-13/32	1-7/16	3-1/2	0.69
1	J7332HT	1-3/8	1-3/8	1-13/32	1-7/16	3-1/2	0.76
1-1/16	J7334HT	1-31/64	1-31/64	1-17/32	1-5/16	3-1/2	0.89
1-1/8	J7336HT	1-9/16	1-9/16	1-17/32	1-5/16	3-1/2	1.03
1-3/16	J7338HT	1-5/8	1-5/8	1-17/32	1-5/16	3-1/2	1.14
1-1/4	J7340HT	1-11/16	1-11/16	1-17/32	1-5/16	3-1/2	1.22
1-5/16	J7342HT	1-13/16	1-13/16	1-17/32	1-5/16	3-1/2	1.36
1-3/8	J7344HT	1-13/16	1-13/16	1-17/32	1	3-1/2	1.44
1-7/16	J7346HT	1-15/16	1-15/16	1-13/16	1	3-1/2	1.56
1-1/2	J7348HT	2	2	1-13/16	1	3-1/2	1.58

ASME B107.110-2012

MM	6	Nut End Outside Diameter (in) (B)	Drive End Outside Diameter (in) (C)	Nut Depth (in) (D)	Bolt Clearance Depth (in) (E)	Overall Length (in) (L)	Weight (lbs)
10	J7310MHT	39/64	15/16	3/8	2-7/32	3-1/4	0.43
11	J7311MHT	21/32	15/16	25/64	2-13/64	3-1/4	0.44
12	J7312MHT	11/16	15/16	7/16	2-5/32	3-1/4	0.45
13	J7313MHT	47/64	15/16	7/16	2-5/32	3-1/4	0.41
14	J7314MHT	13/16	15/16	7/16	2-5/32	3-1/4	0.35
15	J7315MHT	27/32	15/16	17/32	2-1/16	3-1/4	0.37
16	J7316MHT	7/8	15/16	17/32	2-1/16	3-1/4	0.37
17	J7317MHT	15/16	15/16	11/16	1-29/32	3-1/4	0.35
18	J7318MHT	1	1	3/4	1-27/32	3-1/4	0.40
19	J7319MHT	1-1/32	1-1/32	1-5/32	1-7/16	3-1/4	0.37
20	J7320MHT	1-1/16	1-1/16	1-5/32	1-7/16	3-1/4	0.41
21	J7321MHT	1-1/8	1-1/8	1-13/32	1-27/64	3-1/2	0.51
22	J7322MHT	1-3/16	1-3/16	1-13/32	1-27/64	3-1/2	0.56
23	J7323MHT	1-1/4	1-1/4	1-13/32	1-27/64	3-1/2	0.63
24	J7324MHT	1-5/16	1-5/16	1-13/32	1-27/64	3-1/2	0.72
30	J7330MHT	1-25/32	1-25/32	2-35/64	1-27/64	3-1/2	1.45

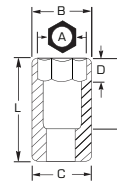




1/2" DRIVE DEEP IMPACT SOCKETS - 8 POINT



- ▶ Radius-corner socket design
- ▶ Engages flats for better grip
- ▶ Improves the ability to turn worn or rounded fasteners



- ▶ Proto® 8 Point Impact Sockets are ideal for use on stubborn or damaged fasteners, and also on fasteners made from soft materials.
- ▶ Drive end chamfer and four detents help provide quick positive engagement with drive tool on any of the socket drive walls.
- ▶ Tight tolerances for snug fit on fastener.
- ▶ Large clearance holes, concentric opening and nut end chamfer make it easy to position socket on fasteners.
- ▶ Made from high-strength steel to help minimize wall thickness and provide access to fasteners in recesses and where nuts and bolts protrude.
- ▶ Impact sockets are used wherever powered drive tools are used to install or remove fasteners.
- ▶ Impact sockets are designed to withstand higher torque and force associated with impact tools in repetitive application.
- ▶ Extra length provides easy access to fasteners in recesses or where nuts and bolts protrude.
- ▶ Socket size stamped on tool for easy identification.
- ▶ Side locking hole.

INCH	8	Nut End Outside Diameter (in) (B)	Drive End Outside Diameter (in) (C)	Nut Depth (in) (D)	Bolt Clearance Depth (in) (E)	Overall Length (in) (L)	Weight (lbs)
3/8	J7312S	3/4	7/8	11/32	2-19/32	3-1/4	0.37
7/16	J7314S	27/32	15/16	3/8	2-19/32	3-1/4	0.44
1/2	J7316S	51/16	15/16	7/16	2-19/32	3-1/4	0.43
9/16	J7318S	1-1/32	1-1/32	1/2	2-19/32	3-1/4	0.54
5/8	J7320S	1-1/8	1-1/8	1/2	2-19/32	3-1/4	0.63
11/16	J7322S	1-3/16	1-3/16	1-5/32	2-19/32	3-1/4	0.61
3/4	J7324S	1-5/16	1-5/16	1-5/32	2-19/32	3-1/4	0.76
13/16	J7326S	1-3/8	1-3/8	1-5/32	2-19/32	3-1/4	0.83
7/8	J7328S	1-1/2	1-1/2	1-13/32	2-27/32	3-1/2	1.10
15/16	J7330S	1-39/64	1-39/64	1-13/32	2-27/32	3-1/2	1.24
1	J7332S	1-11/16	1-11/16	1-13/32	2-27/32	3-1/2	1.54

ASME B107.110-2012

1/2" DRIVE IMPACT SOCKETS

THIN WALL IMPACT SOCKETS

When you need to fit an impact socket on a tightly spaced fastener, don't reach for a thin wall hand socket.

The correct tool is a thin wall impact socket. Specially engineered to perform the same as regular impact sockets, available in both fractional and metric sizes.

The thinner wall helps to fit over the fastener in tight situations whereas the correct steel alloy will keep you safe and your tool running correctly.

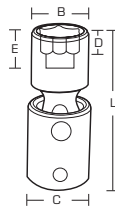


Specially engineered to perform the same as regular impact sockets.



1/2" DRIVE UNIVERSAL IMPACT SOCKETS - 6 POINT

- › Ball and spring design which allows for a 30° working angle.
- › Smooth 360° rotation.
- › Proto® 6 Point Impact Sockets are ideal for use on stubborn or damaged fasteners, and also on fasteners made from soft materials.



- › Radius-corner socket design
- › Engages flats for better grip
- › Improves the ability to turn worn or rounded fasteners

INCH	6	Nut End Outside Diameter (in) (B)	Drive End Outside Diameter (in) (C)	Nut Depth (in) (D)	Bolt Clearance Depth (in) (E)	Overall Length (in) (L)	Weight (lbs)
7/16	J74274P	3/4	1-1/16	1/2	3/4	2-19/32	0.34
1/2	J74275P	3/4	1-1/16	1/2	3/4	2-19/32	0.34
9/16	J74276P	27/32	1-1/16	1/2	3/4	2-19/32	0.36
5/8	J74277P	15/16	1-1/16	1/2	3/4	2-19/32	0.38
11/16	J74278P	1-1/16	1-1/4	1/2	3/4	2-19/32	0.56
3/4	J74279P	1-3/32	1-1/4	1/2	3/4	2-19/32	0.54
13/16	J74280P	1-3/16	1-1/4	1/2	3/4	2-19/32	0.56
7/8	J74281P	1-1/4	1-1/4	1/2	3/4	2-19/32	0.58
15/16	J74282P	1-5/16	1-3/8	1/2	3/4	2-27/32	0.69
1	J74283P	1-11/32	1-3/8	1/2	3/4	2-27/32	1.71
1-1/16	J74284P	1-13/32	1-3/8	9/16	13/16	2-15/16	1.72
1-1/8	J74285P	1-31/64	1-3/8	5/8	7/8	3-1/32	1.80
1-3/16	J74286P	1-9/16	1-3/8	11/16	57/64	3-3/32	1.83
1-1/4	J74287P	1-5/8	1-3/8	3/4	1-1/32	3-3/16	1.86
1-5/16	J74288P	1-45/64	1-3/8	13/16	1	3-9/32	1.86

ASME B107.110-2012

MM	6	Nut End Outside Diameter (in) (B)	Drive End Outside Diameter (in) (C)	Nut Depth (in) (D)	Bolt Clearance Depth (in) (E)	Overall Length (in) (L)	Weight (lbs)
13	J74413MP	25/32	1-1/16	1/2	3/4	2-5/8	0.34
14	J74414MP	55/64	1-1/16	1/2	3/4	2-5/8	0.39
15	J74415MP	57/64	1-1/16	1/2	3/4	2-5/8	0.43
16	J74416MP	61/64	1-1/16	1/2	3/4	2-5/8	0.48
17	J74417MP	1-1/64	1-1/4	1/2	3/4	2-5/8	0.53
18	J74418MP	1-1/16	1-1/4	1/2	3/4	2-5/8	0.54
19	J74419MP	1-7/64	1-1/4	1/2	3/4	2-5/8	0.54
21	J74421MP	1-13/64	1-1/4	1/2	3/4	2-5/8	0.54
22	J74422MP	1-1/4	1-1/4	1/2	3/4	2-5/8	0.58
24	J74424MP	1-21/64	1-1/4	1/2	3/4	2-5/8	0.58

ASME B107.110-2012

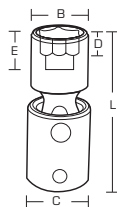


1/2" DRIVE DEEP UNIVERSAL IMPACT SOCKETS - 6 POINT



- › Radius-corner socket design
- › Engages flats for better grip
- › Improves the ability to turn worn or rounded fasteners

- › Ball and spring design which allows for a 30° working angle.
- › Smooth 360° rotation.
- › Proto® 6 Point Impact Sockets are ideal for use on stubborn or damaged fasteners, and also on fasteners made from soft materials.



INCH	6	Drive End Outside Diameter (in) (C)	Nut Depth (in) (D)	Bolt Clearance Depth (in) (E)	Overall Length (in) (L)	Weight (lbs)
1/2	J75275P	1-1/16	11/16	1-5/8	3-9/16	0.41
9/16	J75276P	1-1/16	11/16	1-5/8	3-9/16	0.43
5/8	J75277P	1-1/16	11/16	1-21/32	3-9/16	0.45
11/16	J75278P	1-1/4	11/16	1-21/32	3-1/2	0.50
3/4	J75279P	1-1/4	11/16	1-39/64	3-1/2	0.55
13/16	J75280P	1-1/4	11/16	1-5/8	3-1/2	0.61
7/8	J75281P	1-1/4	11/16	1-5/8	3-1/2	0.73
15/16	J75282P	1-3/8	11/16	1-43/64	3-23/32	0.80

ASME B107.110-2012

MM	6	Drive End Outside Diameter (in) (C)	Nut Depth (in) (D)	Bolt Clearance Depth (in) (E)	Overall Length (in) (L)	Weight (lbs)
13	J75413MP	1-1/16	11/16	1-5/8	3-1/2	0.43
14	J75414MP	1-1/16	11/16	1-5/8	3-1/2	0.45
15	J75415MP	1-1/16	11/16	1-5/8	3-1/2	0.50
16	J75416MP	1-1/16	11/16	1-5/8	3-1/2	0.55
17	J75417MP	1-1/4	11/16	1-5/8	3-1/2	0.61
18	J75418MP	1-1/4	11/16	1-5/8	3-1/2	0.73
19	J75419MP	1-1/4	11/16	1-5/8	3-1/2	0.80

ASME B107.110-2012

1/2" DRIVE IMPACT UNIVERSAL JOINT

- › Tight tolerances for snug fit on fastener.
- › Used wherever powered drive tools are used to install or remove fasteners.
- › Designed to withstand the high torque and force associated with impact tools in repetitive application.
- › Position at appropriate angle to turn fasteners where obstructions prevent a straight application.
- › Ball and spring design which allows for a 30° working angle.
- › Smooth 360° rotation.



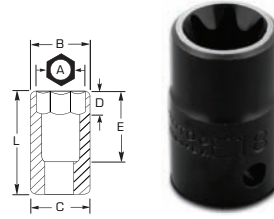
Product #	Overall Length (in)	Weight (lbs)
J74470P	2-19/32	0.57


ASME B107.110-2012

1/2" DRIVE IMPACT SOCKETS

1/2" DRIVE TORX® IMPACT SOCKETS

- › Proto® Torx® Impact Sockets can be used on stubborn Torx® fasteners.
- › Tight tolerances for snug fit on fastener.
- › Torx® Impact Sockets are used wherever power drive tools are used to help install or remove fasteners.
- › Torx® Impact Sockets are designed to withstand the high torque and force associated with impact tools in repetitive applications.
- › Socket size stamped on tool for easy identification.
- › Side locking hole.




Torx® Size		Nut End Outside Diameter (in) (B)	Drive End Outside Diameter (in) (C)	Nut Depth (in) (D)	Bolt Clearance Depth (in) (E)	Overall Length (in) (L)	Weight (lbs)
E14	J7414TX	11/16	7/8	7/16	27/32	1-1/2	0.14
E16	J7416TX	11/16	7/8	7/16	27/32	1-1/2	0.13
E18	J7418TX	27/32	7/8	17/32	27/32	1-1/2	0.14
E20	J7420TX	15/16	15/16	19/32	27/32	1-1/2	0.17




1/2" DRIVE IMPACT HEX BIT SOCKETS

- › Proto® Hex Bit Impact Sockets can be used on stubborn fasteners.
- › Tight tolerances for snug fit on fastener.
- › Hex bit impact sockets are used wherever powered drive tools are used to install or remove fasteners.
- › Hex bit impact sockets are designed to withstand the high torque and force associated with impact tools in repetitive application.
- › Side locking hole.



INCH		Bit Length (in)	Overall Length (in)	Weight (lbs)
1/4	J74411/4	1-3/4	3-1/4	0.18
5/16	J74415/16	1-3/4	3-1/4	0.22
3/8	J74413/8	1-3/4	3-1/4	0.24
7/16	J74417/16	1-3/4	3-1/4	0.27
1/2	J74411/2	1-7/8	3-5/8	0.47
9/16	J74419/16	1-7/8	3-5/8	0.49
5/8	J74415/8	2	4	0.84



MM		Bit Length (in)	Overall Length (in)	Weight (lbs)
6	J7441-6M	1-3/4	3-1/4	0.19
8	J7441-8M	1-3/4	3-1/4	0.21
10	J7441-10M	1-3/4	3-1/4	0.26
12	J7441-12M	1-3/4	3-1/4	0.29
14	J7441-14M	1-7/8	3-5/8	0.49
17	J7441-17M	2	4	0.88



1/2" DRIVE ADAPTERS

- › Use adapters to help increase or decrease drive end size.
- › Do not use hand adapters with power tools.
- › Do not over torque small sockets when using them with adapters on large drive tools.
- › Size stamped on tool for easy identification.
- › Side locking hole.



Product #	INCH	Overall Length (in)	Weight (lbs)
J7650	3/8" F x 1/2" M	1-5/16	0.13
J7651	1/2" F x 3/8" M	1-7/16	0.12
J7652	1/2" F x 3/4" M	1-29/32	0.35
J7653	3/4" F x 1/2" M	2-1/16	0.48
J7655	5/8" F x 1/2" M	1-53/64	0.34

ASME B107.110-2012 

Torx® is a trademark of Acument Intellectual Properties, LLC



1/2" DRIVE IMPACT EXTENSIONS

- › Use extensions to gain access to fasteners in locations that would otherwise be difficult to reach.
- › Male square is oriented in-line with female squares for use with fixed head torque wrenches.
- › Full chamfer at drive opening (when applicable) for easy engagement with drive tools.
- › Drive end chamfer and four detents help provide quick positive engagement with drive tool on any of the socket drive walls.
- › Size stamped on tool for easy identification.
- › Side locking hole.



Product #	Overall Length (in)	Weight (lbs)
J7180P*	2	0.19
J7182P	3	0.3
J7181P	5	0.47
J7184P	9	0.89
J7183-00	10	0.89

*This size not covered under ASME Standards ASME B107.110-2012 

1/2" DRIVE LOCKING EXTENSIONS

- › Solid one-piece design helps prevent the locking components from becoming loose or disengaged.
- › Patented locking feature locks sockets to the extension with exceptional force.
- › Knurled shank provides a slip-resistant grip when hand-turning the extension.



Product #	Overall Length (in)	Weight (lbs)
J7503	3	0.34
J7505	5	0.57
J7510	10	1.04



1/2" DRIVE RETAINING RINGS

- › Retaining Rings are used to help secure sockets onto drive tools.
- › They are not intended to bear any load.
- › The rotational forces are between the drive tool and the socket.
- › One-piece construction, no loose parts.
- › PROTO® 1/2" Impact socket family is not designed for use with these retaining rings.



Product #	Description	For Groove Dia. (in)	Diameter (in)	Height (in)	Weight (lbs)
JRR50080	Retaining Ring, 1/2" DR 800 GRV	51/64	15/16	1/8	0.01
JRR50087	Retaining Ring, 1/2" DR 870 GRV	7/8	1	1/8	0.01
JRR50095	Retaining Ring, 1/2" DR 950 GRV	61/64	1-1/16	1/8	0.01
JRR50105	Retaining Ring, 1/2" DR 1050 GRV	1-1/16	1-3/16	1/8	0.01
JRR50115	Retaining Ring, 1/2" DR 1150 GRV	1-5/32	1-1/4	1/8	0.01
JRR50130	Retaining Ring, 1/2" DR 1300 GRV	1-5/16	1-7/16	1/8	0.01
JRR50145	Retaining Ring, 1/2" DR 1450 GRV	1-7/16	1-9/16	1/8	0.01
JRR50160	Retaining Ring, 1/2" DR 1600 GRV	1-19/32	1-3/4	1/8	0.01



3/4" DRIVE IMPACT SOCKETS

- ▶ Proto® 6 Point Impact Sockets are ideal for use on stubborn or damaged fasteners, and also on fasteners made from soft materials.
- ▶ Stamped size for easy reference.
- ▶ Side locking hole.



- ▶ Radius-corner socket design
- ▶ Engages flats for better grip
- ▶ Improves the ability to turn worn or rounded fasteners



INCH	6	12	Nut End Outside Diameter (in) (B)	Drive End Outside Diameter (in) (C)	Nut Depth (in) (D)	Bolt Clearance Depth (in) (E)	Overall Length (in) (L)	Weight (lbs)	Crush Retaining Ring	O-Ring	Retaining Pin
9/16	J07509	J07509T	1	1-5/8	23/64	15/16	1-7/8	0.72	JRR07523	J07500R	J07500P
5/8	J07510	J07510T	1-3/32	1-5/8	25/64	15/16	1-7/8	0.69	JRR07523	J07500R	J07500P
11/16	J07511	J07511T	1-5/32	1-5/8	7/16	1	1-15/16	0.72	JRR07523	J07500R	J07500P
3/4	J07512	J07512T	1-15/64	1-5/8	15/32	1	1-15/16	0.70	JRR07523	J07500R	J07500P
13/16	J07513	J07513T	1-5/16	1-5/8	1/2	1	1-15/16	0.67	JRR07523	J07500R	J07500P
7/8	J07514	J07514T	1-1/2	1-5/8	35/64	1-1/16	2	0.73	JRR07523	J07500R	J07500P
15/16	J07515	J07515T	1-5/8	1-5/8	37/64	1-1/16	2	0.78	JRR07523	J07500R	J07500P
1	J07516	J07516T	1-5/8	1-5/8	5/8	1-1/8	2-1/16	0.73	JRR07523	J07500R	J07500P
1-1/16	J07517	J07517T	1-5/8	1-5/8	21/32	1-1/8	2-1/16	0.81	JRR07523	J07500R	J07500P
1-1/8	J07518	J07518T	1-3/4	1-3/4	45/64	1-1/4	2-3/16	0.91	JRR07526	J07500R	J07500P
1-3/16	J07519	J07519T	1-7/8	1-3/4	47/64	1-1/4	2-3/16	1.02	JRR07526	J07500R	J07500P
1-1/4	J07520	J07520T	2	1-3/4	3/4	1-1/4	2-3/16	1.10	JRR07526	J07500R	J07500P
1-5/16	J07521	J07521T	2-1/8	1-3/4	27/32	1-1/4	2-3/16	1.19	JRR07526	J07500R	J07500P
1-3/8	J07522	J07522T	2-1/8	1-3/4	13/16	1-3/16	2-1/4	1.18	JRR07526	J07500R	J07500P
1-7/16	J07523	J07523T	2-1/4	1-3/4	7/8	1-3/8	2-5/16	1.29	JRR07526	J07500R	J07500P
1-1/2	J07524	J07524T	2-3/8	1-3/4	1	1-7/16	2-3/8	1.43	JRR07526	J07500R	J07500P
1-9/16	J07525	J07525T	2-3/8	1-3/4	1	1-1/2	2-7/16	1.57	JRR07526	J07500R	J07500P
1-5/8	J07526	J07526T	2-3/8	1-3/4	1	1-1/2	2-7/16	1.60	JRR07526	J07500R	J07500P
1-11/16	J07527	J07527T	2-39/64	1-3/4	1-1/8	1-11/16	2-5/8	1.78	JRR07526	J07500R	J07500P
1-3/4	J07528	J07528T	2-39/64	1-3/4	1-1/8	1-11/16	2-5/8	1.83	JRR07526	J07500R	J07500P
1-13/16	J07529	J07529T	2-3/4	1-3/4	1-1/8	1-11/16	2-5/8	1.92	JRR07526	J07500R	J07500P
1-7/8	J07530	J07530T	2-3/4	1-3/4	1-1/4	1-7/8	2-13/16	2.19	JRR07526	J07500R	J07500P
1-15/16	J07531°	J07531T°	2-7/8	1-3/4	1-1/4	1-7/8	2-13/16	2.28	JRR07526	J07500R	J07500P
2	J07532	J07532T	3	1-3/4	1-1/4	1-7/8	2-13/16	2.30	JRR07526	J07500R	J07500P
2-1/16	J07533	J07533T	3	1-3/4	1-3/8	2-5/32	3-3/32	2.66	JRR07526	J07500R	J07500P
2-1/8	J07534°	J07534T°	3-1/8	1-3/4	1-3/8	2-5/32	3-3/32	2.79	JRR07526	J07500R	J07500P
2-3/16	J07535	J07535T	3-1/4	1-3/4	1-3/8	2-3/16	3-1/8	3.25	JRR07526	J07500R	J07500P
2-1/4	J07536	J07536T	3-5/16	1-3/4	1-1/2	2-5/16	3-1/4	3.17	JRR07526	J07500R	J07500P
2-5/16	J07537°	-	3-9/32	1-3/4	1-1/2	1-15/16	3-5/16	3.21	JRR07526	J07500R	J07500P
2-3/8	J07538	J07538T	3-1/2	1-3/4	1-1/2	2-7/16	3-3/8	3.45	JRR07526	J07500R	J07500P

*This size not covered under ASME Standards

ASME B107.110-2012



3/4" DRIVE METRIC IMPACT SOCKETS

- › Proto® 6 Point Impact Sockets are ideal for use on stubborn or damaged fasteners, and also on fasteners made from soft materials.
- › Stamped size for easy reference.
- › Side locking hole.



- › Radius-corner socket design
- › Engages flats for better grip
- › Improves the ability to turn worn or rounded fasteners

3/4" DRIVE IMPACT SOCKETS

MM	6	12	Nut End Outside Diameter (in) (B)	Drive End Outside Diameter (in) (C)	Nut Depth (in) (D)	Bolt Clearance Depth (in) (E)	Overall Length (in) (L)	Weight (lbs)	Crush Retaining Ring	O-Ring	Retaining Pin
17	J07517M	J07517MT	1-5/32	1-5/8	27/64	63/64	1-59/64	0.68	JRR07523	J07500R	J07500P
19	J07519M	J07519MT	1-13/64	1-5/8	15/32	63/64	1-59/64	0.70	JRR07523	J07500R	J07500P
20	J07520M	J07520MT	1-19/64	1-5/8	9/16	63/64	1-59/64	0.70	JRR07523	J07500R	J07500P
21	J07521M	J07521MT	1-23/64	1-5/8	5/8	59/64	1-59/64	0.70	JRR07523	J07500R	J07500P
22	J07522M	J07522MT	1-27/64	1-5/8	11/16	1-1/16	2	0.79	JRR07523	J07500R	J07500P
23	J07523M	J07523MT	1-5/8	1-5/8	11/16	1-1/16	2	0.80	JRR07523	J07500R	J07500P
24	J07524M	J07524MT	1-5/8	1-5/8	19/32	1-1/16	2	0.73	JRR07523	J07500R	J07500P
25	J07525M	J07525MT	1-5/8	1-5/8	11/16	1-1/16	2	0.76	JRR07523	J07500R	J07500P
26	J07526M	J07526MT	1-5/8	1-5/8	3/4	1-1/8	2-1/16	0.77	JRR07523	J07500R	J07500P
27	J07527M	J07527MT	1-5/8	1-5/8	13/16	1-1/8	2-1/16	0.74	JRR07523	J07500R	J07500P
28	J07528M	J07528MT	1-5/8	1-5/8	45/64	1-1/8	2-1/16	0.72	JRR07523	J07500R	J07500P
29	J07529M	J07529MT	45.4	1-5/8	19.7	1-1/8	2-3/16	1.01	JRR07523	J07500R	J07500P
30	J07530M	J07530MT	1-7/8	1-3/4	59/64	1-7/32	2-3/16	1.01	JRR07526	J07500R	J07500P
31	J07531M	J07531MT	1-7/8	1-3/4	7/8	1-1/8	2-3/16	0.99	JRR07526	J07500R	J07500P
32	J07532M	J07532MT	2	1-3/4	7/8	1-9/64	2-3/16	1.13	JRR07526	J07500R	J07500P
33	J07533M	J07533MT	2	1-3/4	7/8	1-3/16	2-3/16	1.08	JRR07526	J07500R	J07500P
34	J07534M	J07534MT	2-1/8	1-3/4	15/16	1-3/16	2-1/4	1.18	JRR07526	J07500R	J07500P
35	J07535M	J07535MT	2-1/8	1-3/4	15/16	1-5/16	2-1/4	1.18	JRR07526	J07500R	J07500P
36	J07536M	J07536MT	2-1/4	1-3/4	15/16	1-9/32	2-5/16	1.32	JRR07526	J07500R	J07500P
38	J07538M	J07538MT	2-3/8	1-3/4	1	1-21/64	2-3/8	1.56	JRR07526	J07500R	J07500P
40	J07540M	J07540MT	2-1/2	1-3/4	1-1/32	1-17/64	2-1/2	1.64	JRR07526	J07500R	J07500P
41	J07541M	J07541MT	2-1/2	1-3/4	1-1/16	1-31/64	2-5/8	1.76	JRR07526	J07500R	J07500P
42	J07542M	J07542MT	2-1/2	1-3/4	1-1/8	1-45/64	2-3/4	1.87	JRR07526	J07500R	J07500P
43	J07543M	J07543MT	2-9/16	1-3/4	1-1/8	1-45/64	2-3/4	1.93	JRR07526	J07500R	J07500P
46	J07546M	J07546MT	2-3/4	1-3/4	1-1/4	1-45/64	2-7/8	2.10	JRR07526	J07500R	J07500P
50	J07550M	J07550MT	2-15/16	1-3/4	1-1/4	1-49/64	3-1/8	2.44	JRR07526	J07500R	J07500P

ASME B107.110-2012

3/4" DRIVE IMPACT SOCKETS - 8 POINT


- ▶ Proto® 8 Point Impact Sockets are ideal for use on stubborn or damaged fasteners, and also on fasteners made from soft materials.
- ▶ Drive end chamfer and four detents help provide quick positive engagement with drive tool on any of the socket drive walls.
- ▶ Tight tolerances for snug fit on fastener.
- ▶ Large clearance holes, concentric opening and nut end chamfer make it easy to position socket on fasteners.
- ▶ Made from high-strength steel to help minimize wall thickness and provide access to fasteners in recesses and where nuts and bolts protrude.
- ▶ Impact sockets are designed to withstand higher torque and force associated with impact tools in repetitive application.
- ▶ Features two through holes and a groove to accept a Proto® Retaining Ring or pin and o-ring to help secure the socket to the drive tool anvil.
- ▶ Stamped size for easy reference.
- ▶ Side locking hole.



- ▶ Radius-corner socket design
- ▶ Engages flats for better grip
- ▶ Improves the ability to turn worn or rounded fasteners

INCH	8	Nut End Outside Diameter (in) (B)	Drive End Outside Diameter (in) (C)	Nut Depth (in) (D)	Bolt Clearance Depth (in) (E)	Overall Length (in) (L)	Weight (lbs)	Crush Retaining Ring	O-Ring	Retaining Pin
3/4	J07512S	1-5/8	1-5/8	15/37	31/32	1-15/16	0.81	JRR07523	J07500R	J07500P
13/16	J07513S	1-5/8	1-5/8	1/2	1-1/32	2	0.82	JRR07523	J07500R	J07500P
7/8	J07514S	1-3/4	1-3/4	35/64	1-1/32	2	0.97	JRR07523	J07500R	J07500P
15/16	J07515S	1-13/16	1-3/4	19/32	1-3/32	2-1/16	1.07	JRR07523	J07500R	J07500P
1	J07516S	2	1-3/4	5/8	1-5/32	2-1/8	1.23	JRR07523	J07500R	J07500P
1-1/16	J07517S	2-1/8	1-3/4	21/32	1-7/32	2-3/16	1.28	JRR07523	J07500R	J07500P
1-1/8	J07518S	2-1/4	1-3/4	45/64	1-15/64	2-1/4	1.42	JRR07526	J07500R	J07500P
1-3/16	J07519S*	2-3/8	1-3/4	3/4	1-11/32	2-5/16	1.55	JRR07526	J07500R	J07500P
1-1/4	J07520S	2-3/8	1-3/4	3/4	1-13/32	2-3/8	1.57	JRR07526	J07500R	J07500P
1-5/16	J07521S	2-1/2	1-3/4	7/8	1-13/32	2-3/8	1.75	JRR07526	J07500R	J07500P

*This size not covered under ASME Standards


ASME B107.110-2012 

3/4" DRIVE IMPACT SOCKETS - 4 POINT

- ▶ Drive end chamfer and four detents help provide quick positive engagement with drive tool on any of the socket drive walls.
- ▶ Tight tolerances for snug fit on fastener.
- ▶ Large clearance holes, concentric opening and nut end chamfer make it easy to position socket on fasteners.
- ▶ Made from high-strength steel to help minimize wall thickness and provide access to fasteners in recesses and where nuts and bolts protrude.
- ▶ Impact sockets are used where ever powered drive tools are used to install or remove fasteners.
- ▶ Impact sockets are designed to withstand the high torque and force associated with impact tools in repetitive application.
- ▶ Features two through holes and a groove to accept a Proto® Retaining Ring or pin and o-ring to help secure the socket to the drive tool anvil.
- ▶ Stamped size for easy reference.
- ▶ Side locking hole.



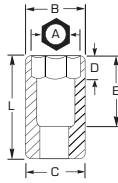
INCH	4	Nut End Outside Diameter (in) (B)	Drive End Outside Diameter (in) (C)	Nut Depth (in) (D)	Bolt Clearance Depth (in) (E)	Overall Length (in) (L)	Weight (lbs)	Crush Retaining Ring	O-Ring	Retaining Pin
5/8	J07510SS	1-1/4	1-5/8	25/64	15/16	2	0.70	JRR07523	J07500R	J07500P
11/16	J07511SS	1-11/32	1-5/8	7/16	15/16	1-7/8	0.75	JRR07523	J07500R	J07500P
13/16	J07513SS	1-5/8	1-5/8	33/64	1-1/16	2	0.82	JRR07523	J07500R	J07500P

ASME B107.110-2012 



3/4" DRIVE DEEP IMPACT SOCKETS

- ▶ Proto® 6 Point Impact Sockets are ideal for use on stubborn or damaged fasteners, and also on fasteners made from soft materials.
- ▶ Stamped size for easy reference.
- ▶ Side locking hole.



- ▶ Radius-corner socket design
- ▶ Engages flats for better grip
- ▶ Improves the ability to turn worn or rounded fasteners

3/4" DRIVE IMPACT SOCKETS

INCH	6	Nut End Outside Diameter (in) (B)	Drive End Outside Diameter (in) (C)	Nut Depth (in) (D)	Bolt Clearance Depth (in) (E)	Overall Length (in) (L)	Weight (lbs)	Crush Retaining Ring	O-Ring	Retaining Pin
9/16	J07509L	1	1-5/8	15/32	2-5/16	3-1/4	1.34	JRR07523	J07500R	J07500P
5/8	J07510L	1-3/32	1-5/8	33/64	2-5/16	3-1/4	1.28	JRR07523	J07500R	J07500P
11/16	J07511L	1-5/32	1-5/8	9/16	2-5/16	3-1/4	1.34	JRR07523	J07500R	J07500P
3/4	J07512L	1-1/4	1-5/8	39/64	2-5/16	3-1/4	1.35	JRR07523	J07500R	J07500P
13/16	J07513L	1-5/16	1-5/8	43/64	2-5/16	3-1/4	1.18	JRR07523	J07500R	J07500P
7/8	J07514L	1-1/2	1-5/8	23/32	2-5/16	3-1/4	1.23	JRR07523	J07500R	J07500P
15/16	J07515L	1-5/8	1-5/8	25/32	2-5/16	3-1/4	1.20	JRR07523	J07500R	J07500P
1	J07516L	1-5/8	1-5/8	53/64	2-5/16	3-1/4	1.11	JRR07523	J07500R	J07500P
1-1/16	J07517L	1-5/8	1-5/8	7/8	2-5/16	3-1/4	1.20	JRR07523	J07500R	J07500P
1-1/8	J07518L	1-3/4	1-3/4	59/64	2-5/16	3-1/4	1.29	JRR07526	J07500R	J07500P
1-3/16	J07519L	1-7/8	1-3/4	31/32	2-5/16	3-1/4	1.54	JRR07526	J07500R	J07500P
1-1/4	J07520L	2	1-3/4	1	2-5/16	3-1/4	1.89	JRR07526	J07500R	J07500P
1-5/16	J07521L	2-1/8	1-3/4	1	2-5/16	3-1/4	1.88	JRR07526	J07500R	J07500P
1-3/8	J07522L	2-1/8	1-3/4	1	2-5/16	3-1/4	1.79	JRR07526	J07500R	J07500P
1-7/16	J07523L	2-1/4	1-3/4	1-1/16	2-7/16	3-1/2	2.00	JRR07526	J07500R	J07500P
1-1/2	J07524L	2-3/8	1-3/4	1-1/16	2-7/16	3-1/2	2.25	JRR07526	J07500R	J07500P
1-9/16	J07525L	2-3/8	1-3/4	1	2-3/8	3-13/16	2.43	JRR07526	J07500R	J07500P
1-5/8	J07526L	2-3/8	1-3/4	2-1/4	2-5/8	3-13/16	2.57	JRR07526	J07500R	J07500P
1-11/16	J07527L	2-39/64	1-3/4	2-1/4	2-5/8	3-7/8	2.69	JRR07526	J07500R	J07500P
1-3/4	J07528L	2-39/64	1-3/4	2-1/4	2-5/8	3-7/8	2.84	JRR07526	J07500R	J07500P
1-13/16	J07529L	2-3/4	1-3/4	2-1/4	2-5/8	3-7/8	3.09	JRR07526	J07500R	J07500P
1-7/8	J07530L	2-3/4	1-3/4	2-3/8	3-3/4	4-1/16	3.19	JRR07526	J07500R	J07500P
2	J07532L	3	1-3/4	1-1/2	2-3/4	4-1/16	3.45	JRR07526	J07500R	J07500P

ASME B107.110-2012

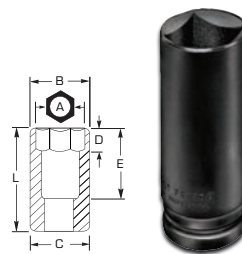
MM	6	12	Nut End Outside Diameter (in) (B)	Drive End Outside Diameter (in) (C)	Nut Depth (in) (D)	Bolt Clearance Depth (in) (E)	Overall Length (in) (L)	Weight (lbs)	Crush Retaining Ring	O-Ring	Retaining Pin
19	J07519ML	J07519MLT	1-7/32	1-5/8	5/8	2-1/4	3-1/4	1.32	JRR07523	J07500R	J07500P
21	J07521ML	J07521MLT	1-3/8	1-5/8	51/64	2-1/4	3-1/4	1.30	JRR07523	J07500R	J07500P
22	J07522ML	J07522MLT	1-7/16	1-5/8	13/16	2-1/4	3-1/4	1.20	JRR07523	J07500R	J07500P
23	J07523ML	J07523MLT	1-5/8	1-5/8	3/4	2-1/4	3-1/4	1.28	JRR07523	J07500R	J07500P
24	J07524ML	J07524MLT	1-5/8	1-5/8	13/16	2-1/4	3-1/4	1.31	JRR07523	J07500R	J07500P
26	J07526ML	J07526MLT	1-5/8	1-5/8	27/32	2-1/4	3-1/4	1.20	JRR07523	J07500R	J07500P
27	J07527ML	J07527MLT	1-5/8	1-5/8	7/8	2-1/4	3-1/4	1.14	JRR07523	J07500R	J07500P
30	J07530ML	J07530MLT	1-7/8	1-3/4	31/32	2-9/32	3-1/4	1.45	JRR07526	J07500R	J07500P
32	J07532ML	J07532MLT	2	1-3/4	1	2-9/32	3-1/4	1.63	JRR07526	J07500R	J07500P
33	J07533ML	J07533MLT	2	1-3/4	1	2-9/32	3-1/4	1.55	JRR07526	J07500R	J07500P
35	J07535ML	J07535MLT	2-1/8	1-3/4	1	2-9/32	3-1/4	1.89	JRR07526	J07500R	J07500P
36	J07536ML	J07536MLT	2-1/4	1-3/4	1	2-9/32	3-1/4	1.91	JRR07526	J07500R	J07500P
38	J07538ML	J07538MLT	2-3/8	1-3/4	1-1/16	2-29/64	3-1/2	2.10	JRR07526	J07500R	J07500P
41	J07541ML	J07541MLT	2-1/2	1-3/4	1-1/16	2-29/64	3-1/2	2.36	JRR07526	J07500R	J07500P
43	J07543ML	J07543MLT	2-9/16	1-3/4	1-1/8	2-29/64	3-1/2	2.52	JRR07526	J07500R	J07500P

ASME B107.110-2012


4 4 POINT
6 6 POINT
8 8 POINT
12 12 POINT
SPL SPLINE
TORX TORX®
HEX HEX
BLACK OXIDE

3/4" DRIVE DEEP IMPACT SOCKETS - 4 POINT

- › Drive end chamfer and four detents help provide quick positive engagement with drive tool on any of the socket drive walls.
- › Tight tolerances for snug fit on fastener.
- › Large clearance holes, concentric opening and nut end chamfer make it easy to position socket on fasteners.
- › Made from high-strength steel to help minimize wall thickness and provide access to fasteners in recesses and where nuts and bolts protrude.
- › Impact sockets are used wherever powered drive tools are used to install or remove fasteners.
- › Impact sockets are designed to withstand the high torque and force associated with impact tools in repetitive application.

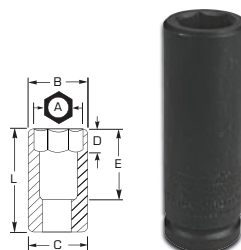


INCH	4	Nut End Outside Diameter (in) (B)	Drive End Outside Diameter (in) (C)	Nut Depth (in) (D)	Bolt Clearance Depth (in) (E)	Overall Length (in) (L)	Weight (lbs)
13/16	J07513SL	1-5/8	1-5/8	43/64	3-1/16	4	1.75

ASME B107.110-2012 


3/4" DRIVE DEEP THIN WALL IMPACT SOCKETS - 6 POINT

- › Proto® 6 Point Impact Sockets are ideal for use on stubborn or damaged fasteners, and also on fasteners made from soft materials.
- › Stamped size for easy reference.
- › Side locking hole.



- › Radius-corner socket design
- › Engages flats for better grip
- › Improves the ability to turn worn or rounded fasteners

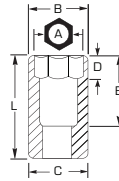
INCH	6	Nut End Outside Diameter (in) (B)	Drive End Outside Diameter (in) (C)	Nut Depth (in) (D)	Bolt Clearance Depth (in) (E)	Overall Length (in) (L)	Weight (lbs)	Crush Retaining Ring	O-Ring	Retaining Pin
3/4	J07512-LT	1-3/8	1-3/8	39/64	3-1/16	4	1.04	JRR07520	J07500R	J07500P
13/16	J07513-LT	1-3/8	1-3/8	21/32	3-1/16	4	1.02	JRR07520	J07500R	J07500P
7/8	J07514-LT	1-3/8	1-3/8	23/32	3-1/16	4	1.01	JRR07520	J07500R	J07500P
15/16	J07515-LT	1-3/8	1-3/8	49/64	3-1/16	4	0.80	JRR07520	J07500R	J07500P
1	J07516-LT	1-7/16	1-7/16	53/64	3-1/16	4	1.06	JRR07520	J07500R	J07500P
1-1/16	J07517-LT	1-1/2	1-1/2	7/8	3-1/16	4	0.96	JRR07523	J07500R	J07500P
1-1/8	J07518-LT	1-5/8	1-5/8	59/64	3-1/16	4	1.19	JRR07526	J07500R	J07500P
1-3/16	J07519-LT	1-11/16	1-11/16	31/32	3-1/16	4	1.24	JRR07526	J07500R	J07500P
1-1/4	J07520-LT	1-3/4	1-3/4	1	3-1/16	4	1.33	JRR07526	J07500R	J07500P
1-5/16	J07521-LT	1-7/8	1-3/4	1-1/8	2-5/16	3-1/4	1.28	JRR07526	J07500R	J07500P
1-3/8	J07522-LT	1-15/16	1-3/4	1-1/8	2-5/16	3-1/4	1.32	JRR07526	J07500R	J07500P
1-7/16	J07523-LT	2	1-3/4	1-1/8	2-9/16	3-1/2	1.42	JRR07526	J07500R	J07500P
1-1/2	J07524-LT	2-1/8	1-3/4	1-1/4	2-9/16	3-1/2	1.86	JRR07526	J07500R	J07500P

ASME B107.110-2012 



3/4" DRIVE BUDD WHEEL DEEP SOCKET

- ▶ Stamped size for easy reference.
- ▶ Side locking hole.



INCH	6	Nut End Outside Diameter (in) (B)	Drive End Outside Diameter (in) (C)	Overall Length (in) (L)	Weight (lbs)
1-1/2	J07524-LS	2-1/4	1-5/8	4	3.12

3/4" DRIVE IMPACT UNIVERSAL JOINT

- ▶ Tight tolerances for snug fit on fastener.
- ▶ Used wherever powered drive tools are used to install or remove fasteners.
- ▶ Designed to withstand the high torque and force associated with impact tools in repetitive application.
- ▶ Features two through holes and a groove to accept a Proto® Retaining Ring or pin and O-ring to help secure the socket to the drive tool anvil.
- ▶ Position at appropriate angle to turn fasteners where obstructions prevent a straight application.
- ▶ Ball design which allows for a 30° working angle.
- ▶ Smooth 360° rotation.



Product #	Overall Length (in)	Weight (lbs)
J07570A	3-1/2	1.40

ASME B107.110-2012

ABOUT UNIVERSAL IMPACT JOINTS

A universal impact joint is handy for reaching into difficult spots. Never use a universal joint designed for a hand tool on an impact gun.

Always use an impact universal joint on an impact gun. They are made from the same forging alloy steel as standard impact sockets, and they have the same standard safety features.

Safety Ring Hole.

30° Working Angle.

Ball joint.

Thick Collar to Protect Joint.


Groove and Hole for Second Safety Ring.



3/4" DRIVE ADAPTERS

- › Use adapters to help increase or decrease drive end size.
- › Do not use hand adapters with power tools.
- › Do not over torque small sockets when using them with adapters on large drive tools.
- › Made of forged steel.
- › Size stamped on tool for easy identification.

Product #	INCH	Overall Length (in)	Weight (lbs)
J07655	3/4" F x 1" M	2-1/2	0.89
J07656	1" F x 3/4" M	2-7/8	1.42
J7656	5/8" F x 3/4" M	1-31/32	0.40

ASME B107.110-2012 



3/4" DRIVE IMPACT EXTENSIONS

- › Use extensions to gain access to fasteners in locations that would otherwise be difficult to reach.
- › Male square is oriented in-line with female squares for use with fixed head torque wrenches.
- › Full chamfer at drive opening (when applicable) for easy engagement with drive tools.
- › Drive end chamfer and four detents help provide quick positive engagement with drive tool on any of the socket drive walls.
- › Features two thru holes and a groove to accept a Proto retaining ring or pin or o-ring to help secure extension to the drive tool anvil.

Product #	Overall Length (in)	Weight (lbs)
J07565*	5	1.48
J07567	7	1.97
J07568	10	2.73
J07569	13	3.12

*This size not covered under ASME Standards ASME B107.110-2012 



3/4" DRIVE IMPACT HEX BIT SOCKETS

- › Stamped size for easy reference.
- › Side locking hole.

INCH	HEX	Overall Length (in)	Weight (lbs)	Repair Kit Part #
9/16	J075909/16	3-3/4	0.96	J075909/16RK
5/8	J075905/8	3-27/32	1.11	J075905/8RK
3/4	J075903/4	4-3/8	1.75	J075903/4RK
7/8	J075907/8	4-3/4	2.09	J075907/8RK
1	J075901	5-13/64	2.59	J075901RK






3/4" DRIVE IMPACT SOCKET O-RING

- ▶ Black oxide finish.
- ▶ For use with all 3/4" drive impact sockets and attachments.


Product #	Weight (lbs)
J07500R	0.01




3/4" DRIVE IMPACT SOCKET RETAINING PIN

- ▶ Black oxide finish.
- ▶ For use with all 3/4" drive impact sockets and attachments.

Product #	Weight (lbs)
J07500P	0.01





3/4" DRIVE RETAINING RINGS

- ▶ Retaining rings are used to help secure sockets onto drive tools.
- ▶ They are not intended to bear any load.
- ▶ The rotational forces are between the drive tool and the socket.
- ▶ The resin crush gauge on the pin helps indicate when a socket is excessively worn and should be replaced.
- ▶ Drive tool and socket should line up when in use and should not pinch the crush gauge.
- ▶ Cracked sockets and/or worn drive tools cause each other to turn excessively in relation to each other. This action pinches the small fin or the crush gauge on these retaining rings. If the crush gauge is pinched, it is an indication that the socket and or the drive tool need to be replaced.
- ▶ One-piece construction, no loose parts. Pin is made of resin which allows the material to compress without breaking.
- ▶ Part numbers are embossed on the rings near the point at which the pin and ring meet.

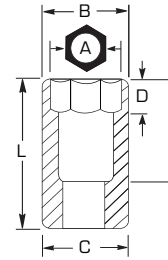


Product #	For Groove Dia. (in)	Diameter (in)	Height (in)	Weight (lbs)
JRR07520	1-1/4	1-7/16	3/16	0.01
JRR07523	1-7/16	1-5/8	3/16	0.01
JRR07526	1-5/8	1-13/16	3/16	0.01
JRR07528	1-3/4	1-15/16	3/16	0.01
JRR07532	1-15/16	2-3/16	3/16	0.01
JRR07534	2-1/8	2-5/16	3/16	0.01
JRR07536	2-1/4	2-7/16	3/16	0.01



1" DRIVE IMPACT SOCKETS

- ▶ Proto® 6 Point Impact Sockets are ideal for use on stubborn or damaged fasteners, and also on fasteners made from soft materials.
- ▶ Stamped size for easy reference.
- ▶ Side locking hole.



- ▶ Radius-corner socket design
- ▶ Engages flats for better grip
- ▶ Improves the ability to turn worn or rounded fasteners

INCH	6	12	Nut End Outside Diameter (in) (B)	Drive End Outside Diameter (in) (C)	Nut Depth (in) (D)	Bolt Clearance Depth (in) (E)	Overall Length (in) (L)	Weight (lbs)	Crush Retaining Ring	O-Ring	Retaining Pin
3/4	J10012	J10012T	1-7/16	2-1/8	19/32	1-5/16	2-7/16	1.11	JRR10028	J10000R1	J10000P1
13/16	J10013	-	1-1/2	2-1/8	5/8	1-3/8	2-1/2	1.07	JRR10028	J10000R1	J10000P1
7/8	J10014	J10014T	1-17/32	2-1/8	21/32	1-3/8	2-1/2	1.17	JRR10028	J10000R1	J10000P1
15/16	J10015	J10015T	1-39/64	2-1/8	19/32	1-3/8	2-1/2	1.19	JRR10028	J10000R1	J10000P1
1	J10016	J10016T	1-3/4	2-1/8	3/4	1-3/8	2-1/2	1.19	JRR10028	J10000R1	J10000P1
1-1/16	J10017	J10017T	1-3/4	2-1/8	7/8	1-1/2	2-5/8	1.28	JRR10028	J10000R1	J10000P1
1-1/8	J10018	J10018T	1-13/16	2-1/8	7/8	1-1/2	2-5/8	1.27	JRR10028	J10000R1	J10000P1
1-3/16	J10019	-	1-7/8	2-1/8	7/8	1-1/2	2-5/8	1.50	JRR10028	J10000R1	J10000P1
1-1/4	J10020	J10020T	2-1/8	2-1/8	15/16	1-1/2	2-5/8	1.50	JRR10028	J10000R1	J10000P1
1-5/16	J10021	J10021T	2-1/8	2-1/8	15/16	1-5/8	2-3/4	1.45	JRR10028	J10000R1	J10000P1
1-3/8	J10022	J10022T	2-1/8	2-1/8	1-1/32	1-5/8	2-3/4	1.65	JRR10028	J10000R1	J10000P1
1-7/16	J10023	J10023T	2-1/8	2-1/8	1-1/32	1-5/16	2-7/16	1.71	JRR10028	J10000R1	J10000P1
1-1/2	J10024	J10024T	2-3/8	2-3/8	1-1/4	1-1/2	2-5/8	1.89	JRR10028	J10000R1	J10000P1
1-9/16	J10025	-	2-3/8	2-3/8	1-1/4	1-1/2	2-5/8	2.14	JRR10032	J10000R2	J10000P2
1-5/8	J10026	J10026T	2-15/32	2-3/8	1-1/4	1-1/2	2-5/8	2.11	JRR10032	J10000R2	J10000P2
1-11/16	J10027	J10027T	2-39/64	2-3/8	1-1/8	1-11/16	2-13/16	2.18	JRR10032	J10000R2	J10000P2
1-3/4	J10028	J10028T	2-11/16	2-3/8	1-1/8	1-11/16	2-13/16	2.63	JRR10034	J10000R2	J10000P2
1-13/16	J10029	-	2-51/64	2-3/8	1-1/8	1-1/16	2-13/16	2.55	JRR10034	J10000R2	J10000P2
1-7/8	J10030	J10030T	2-51/64	2-3/8	1-1/4	1-7/8	3	2.75	JRR10034	J10000R2	J10000P2
1-15/16	J10031	-	2-7/8	2-3/8	1-1/4	1-7/8	3	3.01	JRR10034	J10000R2	J10000P2
2	J10032	J10032T	3	2-3/8	1-1/4	1-7/8	3	3.10	JRR10034	J10000R2	J10000P2
2-1/16	J10033	J10033T	3	2-3/8	1-9/16	1-9/16	3-3/32	3.04	JRR10034	J10000R2	J10000P2
2-1/8	J10034	-	3-1/8	2-3/8	1-3/8	1-9/16	3-3/32	3.30	JRR10034	J10000R2	J10000P2
2-3/16	J10035	-	3-1/4	2-3/8	1-3/8	1-9/16	3-1/8	3.54	JRR10034	J10000R2	J10000P2
2-1/4	J10036	J10036T	3-5/16	2-3/8	1-1/2	1-21/32	3-1/4	3.60	JRR10034	J10000R2	J10000P2
2-5/16	J10037	-	3-7/16	2-3/8	1-1/2	1-23/32	3-21/64	4.13	JRR10034	J10000R2	J10000P2
2-3/8	J10038	J10038T	3-1/2	2-3/8	1-1/2	1-3/4	3-3/8	4.07	JRR10034	J10000R2	J10000P2
2-7/16	J10039	-	3-1/2	2-3/8	1-5/8	1-3/4	3-25/64	4.12	JRR10034	J10000R2	J10000P2
2-1/2	J10040	-	3-5/8	2-3/8	1-5/8	1-13/16	3-1/2	4.15	JRR10034	J10000R2	J10000P2
2-9/16	J10041	-	3-47/64	2-3/8	1-5/8	1-13/16	3-1/2	4.94	JRR10040	-	-
2-5/8	J10042	-	3-3/4	2-3/8	1-3/4	1-15/16	3-5/8	4.92	JRR10040	-	-
2-11/16	J10043	-	3-7/8	2-3/8	1-3/4	1-15/16	3-21/32	5.39	JRR10040	-	-
2-3/4	J10044	-	3-7/8	2-3/8	1-3/4	2	3-3/4	5.39	JRR10040	-	-
2-13/16	J10045	-	4	2-3/8	1-7/8	2-3/64	3-13/16	5.99	JRR10040	-	-
2-7/8	J10046	-	4-1/16	2-3/8	1-7/8	2-5/64	3-7/8	5.95	JRR10040	-	-
2-15/16	J10047	-	4-1/8	2-3/8	1-7/8	2-1/16	3-7/8	6.11	JRR10040	-	-
3	J10048	-	4-1/4	2-3/8	2	2-3/16	4	6.77	JRR10040	-	-
3-1/8	J10050	-	4-3/8	2-3/8	2	2-3/16	4-1/16	6.94	JRR10040	-	-
3-1/4	J10052	-	4-1/2	2-3/8	2	2-15/32	4-3/8	7.62	JRR10040	-	-
3-3/8	J10054	-	4-9/16	2-3/8	2-1/4	2-15/32	4-7/16	7.80	JRR10040	-	-
3-1/2	J10056	-	4-3/4	2-3/8	2-1/4	2-1/2	4-1/2	8.45	JRR10040	-	-
3-5/8	J10058	-	4-7/8	2-3/8	2-1/4	2-35/64	4-3/4	10.59	-	-	-
3-7/8	J10062	-	5-1/16	2-3/8	2-1/4	2-31/32	5	12.20	-	-	-
4	J10064	-	5-3/4	2-3/8	2-1/2	4-3/8	5-1/2	14.89	-	-	-
4-1/8	J10066	-	6	2-3/8	2-3/4	4-5/8	5-1/2	15.26	-	-	-
4-1/4	J10068	-	6	2-3/8	2-3/4	4-5/8	5-1/2	15.56	-	-	-
4-1/2	J10072	-	6-1/4	2-3/8	3	4-7/8	6	17.61	-	-	-



1" DRIVE IMPACT SOCKETS (CONT'D)

MM	6	Nut End Outside Diameter (in) (B)	Drive End Outside Diameter (in) (C)	Nut Depth (in) (D)	Bolt Clearance Depth (in) (E)	Overall Length (in) (L)	Weight (lbs)	Crush Retaining Ring	O-Ring	Retaining Pin
19	J10019M	1-7/16	2-1/8	39/64	57/64	2-13/32	1.10	JRR10028	J10000R1	J10000P1
22	J10022M	1-35/64	2-1/8	21/32	1	2-13/32	1.09	JRR10028	J10000R1	J10000P1
24	J10024M	1-39/64	2-1/8	3/4	1	2-13/32	1.06	JRR10028	J10000R1	J10000P1
26	J10026M*	1-45/64	2	1-1/8	1-1/2	2-3/8	1.16	JRR10032	J10000R2	J10000P2
27	J10027M	1-49/64	2-1/8	7/8	1-13/64	2-19/32	1.27	JRR10032	J10000R2	J10000P2
28	J10028M	1-13/16	2-1/8	7/8	1-13/64	2-19/32	1.27	JRR10034	J10000R2	J10000P2
29	J10029M*	1-51/64	2-1/8	1-19/64	1-31/64	2-19/32	1.30	JRR10034	J10000R2	J10000P2
30	J10030M	1-7/8	2-1/8	7/8	1-13/64	2-19/32	1.58	JRR10034	J10000R2	J10000P2
32	J10032M	2-1/8	2-1/8	15/16	1-13/64	2-19/32	1.51	JRR10034	J10000R2	J10000P2
33	J10033M	2-1/8	2-1/8	1	1-1/4	2-3/4	1.48	JRR10034	J10000R2	J10000P2
35	J10035M	2-13/64	2-1/8	1-13/32	1-13/64	2-45/64	1.63	JRR10034	J10000R2	J10000P2
36	J10036M	2-1/4	2-1/8	27/32	1-13/64	2-7/16	1.73	JRR10034	J10000R2	J10000P2
38	J10038M	2-25/64	2-25/64	1-13/32	1-1/4	2-45/64	1.91	JRR10034	J10000R2	J10000P2
41	J10041M	2-31/64	2-13/32	1-1/8	1-1/4	2-13/16	2.07	JRR10034	J10000R2	J10000P2
42	J10042M	2-9/16	2-1/4	1-3/8	1-1/2	2-11/16	1.80	-	-	-
46	J10046M	2-25/32	2-13/32	1-5/16	1-13/32	2-13/16	2.63	JRR10040	-	-
50	J10050M	3	2-13/32	1-7/16	1-1/2	3	3.20	JRR10040	-	-
52	J10052M	3-1/16	2-7/16	1-1/2	1-7/8	3	2.70	-	-	-
54	J10054M	3-3/32	2-13/32	1-19/32	1-1/2	3	3.33	JRR10040	-	-
55	J10055M	3-1/4	2-13/32	1-9/16	1-9/16	3-1/8	3.71	JRR10040	-	-
56	J10056M	3-5/16	2-7/16	1-3/4	2	3-3/16	3.30	-	-	-
58	J10058M*	3-1/2	2-7/16	1-43/64	2-13/32	3-13/64	3.85	-	-	-
60	J10060M	3-3/4	2-13/32	1-9/16	1-53/64	3-3/8	3.91	-	-	-
63	J10063M*	3-3/4	2-13/32	1-9/16	1-13/16	3-3/8	4.12	-	-	-
65	J10065M	3-3/4	2-13/32	1-9/16	1-13/16	3-1/2	4.93	-	-	-
67	J10067M*	3-3/4	2-3/4	2	2-21/64	3-1/2	4.93	-	-	-
70	J10070M*	3-13/16	2-3/4	1-25/32	2-1/4	3-53/64	5.02	-	-	-
75	J10075M	4	2-3/4	2-13/64	2-11/16	3-27/32	6.15	-	-	-
80	J10080M	4-13/64	2-3/4	2-21/64	2-13/16	4	6.59	-	-	-

*This size not covered under ASME Standards

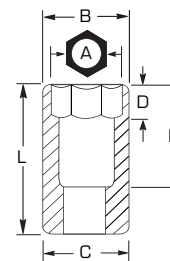
ASME B107.110-2012

1" DRIVE IMPACT SOCKETS



1" DRIVE IMPACT SOCKETS - 8 POINT

- Drive end chamfer and four detents help provide quick positive engagement with drive tool on any of the socket drive walls.
- Tight tolerances for snug fit on fastener.
- Large clearance holes, concentric opening and nut end chamfer make it easy to position socket on fasteners.
- Made from high-strength steel to help minimize wall thickness and provide access to fasteners in recesses and where nuts and bolts protrude.
- Impact sockets are used wherever powered drive tools are used to install or remove fasteners.
- Impact sockets are designed to withstand the high torque and force associated with impact tools in repetitive application.
- Features two through holes and a groove to accept a Proto® Retaining Ring or pin and O-ring to help secure the socket to the drive tool anvil.

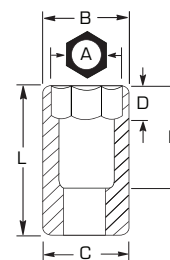


INCH	8	Nut End Outside Diameter (in) (B)	Drive End Outside Diameter (in) (C)	Nut Depth (in) (D)	Bolt Clearance Depth (in) (E)	Overall Length (in) (L)	Weight (lbs)	Crush Retaining Ring	O-Ring	Retaining Pin
7/8	J10014S	2	2	5/8	1-3/8	2-5/8	1.33	JRR10028	J10000R1	J10000P1
15/16	J10015S	2	2	5/8	1-3/8	2-5/8	1.52	JRR10028	J10000R1	J10000P1
1	J10016S	2-3/32	2-3/32	11/16	1-3/8	2-13/16	1.61	JRR10028	J10000R1	J10000P1
1-1/8	J10018S	2-7/16	2-7/16	23/32	1-3/8	2-13/16	1.85	JRR10028	J10000R1	J10000P1
1-3/16	J10019S	2-1/4	2-3/32	23/32	1-3/8	2-11/16	1.74	JRR10028	J10000R1	J10000P1
1-1/4	J10020S	2-7/16	2-7/16	11/16	1-1/2	2-13/16	1.92	JRR10028	J10000R1	J10000P1
1-5/16	J10021S	2-1/2	2-1/2	25/32	1-1/2	2-13/16	2.07	JRR10028	J10000R1	J10000P1
1-3/8	J10022S	2-1/2	2-1/2	25/32	1-5/8	2-13/16	1.97	JRR10028	J10000R1	J10000P1
1-7/16	J10023S	2-13/16	2-13/16	13/16	1-5/8	2-15/16	2.54	JRR10028	J10000R1	J10000P1
1-1/2	J10024S	2-13/16	2-13/16	13/16	1-5/8	2-13/16	2.47	JRR10028	J10000R1	J10000P1
1-5/8	J10026S	3-3/32	3-3/32	13/16	1-5/8	3-1/2	3.81	JRR10032	J10000R2	J10000P2
1-11/16	J10027S	3-3/16	3-3/16	7/8	1-3/4	3-1/2	4.06	JRR10032	J10000R2	J10000P2
1-3/4	J10028S	3-3/16	3-3/16	7/8	1-3/4	3-1/2	4.29	JRR10034	J10000R2	J10000P2
1-13/16	J10029S	3-3/8	3-3/8	7/8	1-7/8	3-1/2	4.16	JRR10034	J10000R2	J10000P2
1-7/8	J10030S	3-13/32	3-13/32	15/16	1-7/8	3-1/2	4.17	JRR10034	J10000R2	J10000P2
2	J10032S	3-1/2	3-1/2	1	1-15/16	3-1/2	4.42	JRR10034	J10000R2	J10000P2
2-3/16	J10035S	3-7/8	3-7/8	1	1-15/16	3-1/2	5.28	JRR10034	J10000R2	J10000P2



1" DRIVE IMPACT SOCKETS - 4 POINT

- Drive end chamfer and four detents help provide quick positive engagement with drive tool on any of the socket drive walls.
- Tight tolerances for snug fit on fastener.
- Large clearance holes, concentric opening and nut end chamfer make it easy to position socket on fasteners.
- Made from high-strength steel to help minimize wall thickness and provide access to fasteners in recesses and where nuts and bolts protrude.
- Impact sockets are used wherever powered drive tools are used to install or remove fasteners.
- Impact sockets are designed to withstand the high torque and force associated with impact tools in repetitive application.
- Features two through holes and a groove to accept a Proto® Retaining Ring or pin and O-ring to help secure the socket to the drive tool anvil.



INCH	4	Nut End Outside Diameter (in) (B)	Drive End Outside Diameter (in) (C)	Nut Depth (in) (D)	Bolt Clearance Depth (in) (E)	Overall Length (in) (L)	Weight (lbs)	Crush Retaining Ring	O-Ring	Retaining Pin
3/4	J10012SS	1-7/8	2-1/8	5/8	1-3/8	2-1/2	1.57	JRR10028	J10000R1	J10000P
13/16	J10013SS	1-15/16	2-1/8	5/8	1-3/8	2-1/2	1.53	JRR10028	J10000R1	J10000P
7/8	J10014SS	2	2-1/8	5/8	1-3/8	2-1/2	1.52	JRR10028	J10000R1	J10000P
15/16	J10015SS	2-1/16	2-1/8	19/32	1-3/8	2-1/2	1.80	JRR10028	J10000R1	J10000P
1	J10016SS	2-1/8	2-1/8	11/16	1-3/8	2-1/2	1.75	JRR10028	J10000R1	J10000P
1-1/8	J10018SS	2-1/4	2-3/8	23/32	1-3/8	2-1/2	1.80	JRR10028	J10000R1	J10000P
1-1/2	J10024SS	2-5/8	2-5/8	25/32	1-3/8	2-1/2	2.80	JRR10028	J10000R1	J10000P





1" DRIVE IMPACT TOOLS

UP TO 2500 FT-LBS OF BREAKAWAY TORQUE

1" DRIVE INLINE AIR IMPACT WRENCHES

Available with two-stage triggers for precision control, optional outside trigger and fingertip controls.



Extended Anvil



Flush Anvil



See page 394 for details.

1" DRIVE IMPACT SOCKETS

MASSIVE TORQUE WITH EXCELLENT POWER TO WEIGHT RATIO

1" DRIVE PISTOL GRIP IMPACT WRENCHES

Also driving up to 2500 ft-lbs of torque, adjustable side handle, suspension hanger and fingertip forward/reverse controls.



Extended Anvil



Flush Anvil



See page 395 for details.

ALSO AVAILABLE

#5 SPLINE END DRIVE IMPACT WRENCHES



Inline



Pistol



- 4** 4 POINT
- 6** 6 POINT
- 8** 8 POINT
- 12** 12 POINT
- SPL** SPLINE
- TORX** TORX®
- HEX** HEX
- BLACK OXIDE**

1" DRIVE DEEP IMPACT SOCKETS - 6 POINT

- ▶ Proto® 6 Point Impact Sockets are ideal for use on stubborn or damaged fasteners, and also on fasteners made from soft materials.
- ▶ Stamped size for easy reference.
- ▶ Side locking hole.



- ▶ Radius-corner socket design
- ▶ Engages flats for better grip
- ▶ Improves the ability to turn worn or rounded fasteners

INCH	6	Nut End Outside Diameter (in) (B)	Drive End Outside Diameter (in) (C)	Nut Depth (in) (D)	Bolt Clearance Depth (in) (E)	Overall Length (in) (L)	Weight (lbs)	Crush Retaining Ring	O-Ring	Retaining Pin
3/4	J10012L	1-7/16	2	7/16	2-39/64	4	1.65	-	-	-
13/16	J10013L	1-7/16	2	29/64	2-39/64	4	1.65	-	-	-
7/8	J10014L	1-35/64	2-1/8	1/2	2-5/8	3-3/4	2.45	JRR10028	J10000R1	J10000P1
15/16	J10015L	1-39/64	2-1/8	1/2	2-5/8	3-3/4	2.64	JRR10028	J10000R1	J10000P1
1	J10016L	1-3/4	2-1/8	25/64	2-5/8	3-3/4	2.66	JRR10028	J10000R1	J10000P1
1-1/16	J10017L	1-3/4	2-1/8	5/8	2-5/8	3-3/4	2.54	JRR10028	J10000R1	J10000P1
1-1/8	J10018L	1-13/16	2-1/8	21/32	2-5/8	3-3/4	2.53	JRR10028	J10000R1	J10000P1
1-3/16	J10019L	1-7/8	2-1/8	21/32	2-5/8	3-3/4	2.32	JRR10028	J10000R1	J10000P1
1-1/4	J10020L	2-1/8	2-1/8	3/4	2-5/8	3-3/4	2.55	JRR10028	J10000R1	J10000P1
1-5/16	J10021L	2-1/8	2-1/8	49/64	2-5/8	3-3/4	2.45	JRR10028	J10000R1	J10000P1
1-3/8	J10022L	2-1/8	2-1/8	25/32	2-5/8	3-3/4	2.38	JRR10028	J10000R1	J10000P1
1-7/16	J10023L	2-1/8	2-1/8	7/8	2-5/32	4	2.52	JRR10028	J10000R1	J10000P1
1-1/2	J10024L	2-3/8	2-3/8	55/64	2-5/32	4	2.80	JRR10028	J10000R1	J10000P1
1-9/16	J10025L	2-3/8	2-3/8	55/64	2-3/8	4	2.89	JRR10028	J10000R1	J10000P1
1-5/8	J10026L	2-3/8	2-3/8	1	2-53/64	4	2.73	JRR10032	J10000R2	J10000P2
1-11/16	J10027L	2-39/64	2-3/8	1	2-53/64	4-1/16	3.45	JRR10032	J10000R2	J10000P2
1-3/4	J10028L	2-39/64	2-3/8	1-3/32	2-53/64	4-1/16	3.31	JRR10034	J10000R2	J10000P2
1-13/16	J10029L	2-3/4	2-3/8	1-1/8	2-53/64	4-1/16	3.65	JRR10034	J10000R2	J10000P2
1-7/8	J10030L	2-3/4	2-3/8	1-1/8	2-3/4	4-1/4	3.74	JRR10034	J10000R2	J10000P2
1-15/16	J10031L	2-7/8	2-3/8	1-1/8	2-3/4	4-1/4	4.05	JRR10034	J10000R2	J10000P2
2	J10032L	3	2-3/8	1-7/32	2-3/4	4-1/4	4.31	JRR10034	J10000R2	J10000P2
2-1/16	J10033L	3-1/8	2-3/8	1-7/32	2-3/4	4-1/4	4.52	JRR10034	J10000R2	J10000P2
2-1/8	J10034L	3-1/8	2-3/8	1-7/32	2-31/32	4-1/2	4.78	JRR10034	J10000R2	J10000P2
2-3/16	J10035L	3-1/4	2-3/8	1-3/8	2-15/16	4-1/2	5.19	JRR10034	J10000R2	J10000P2
2-1/4	J10036L	3-1/4	2-3/8	1-3/8	2-29/32	4-1/2	4.98	JRR10034	J10000R2	J10000P2
2-5/16	J10037L	3-1/2	2-3/8	1-3/8	2-29/32	4-3/4	5.92	JRR10034	J10000R2	J10000P2
2-3/8	J10038L	3-1/2	2-3/8	1-3/8	3-1/8	4-3/4	8.06	JRR10034	J10000R2	J10000P2
2-7/16	J10039L	3-9/16	2-3/8	1-3/8	3-3/16	4-7/8	5.82	JRR10034	J10000R2	J10000P2
2-1/2	J10040L	3-5/8	2-3/8	1-3/8	3-1/4	4-7/8	6.02	JRR10034	J10000R2	J10000P2
2-9/16	J10041L	3-5/8	2-3/8	1-3/8	3-5/16	5	6.33	JRR10040	-	-
2-5/5	J10042L	3-3/4	2-3/8	1-1/2	3-7/16	5	6.75	JRR10040	-	-
2-3/4	J10044L	3-7/8	2-3/8	1-3/4	3-1/2	5	7.10	JRR10040	-	-
2-13/16	J10045L	4	2-3/4	1-3/4	3-9/16	5	8.15	-	-	-
2-7/8	J10046L	4	2-3/4	1-3/4	3-9/16	5	8.15	-	-	-
2-15/16	J10047L	4	2-3/4	1-3/4	3-9/16	5	10.00	-	-	-
3	J10048L	4-3/16	2-3/4	2	3-5/8	5	10.30	-	-	-
3-1/8	J10050L	4-3/16	2-3/4	1-15/16	3-5/8	5-1/2	11.84	-	-	-
3-1/4	J10052L	4-17/32	2-3/4	2	3-5/8	5-5/8	13.50	-	-	-
3-3/8	J10054L	4-17/32	2-3/4	2	3-3/4	5-3/4	14.05	-	-	-
3-1/2	J10056L	4-3/4	2-3/4	2-13/64	3-3/4	6	15.85	-	-	-
3-5/8	J10058L	4-55/64	3-1/4	2-1/2	3-7/8	6-1/8	16.95	-	-	-
3-3/4	J10060L	5	3-1/4	2-1/2	3-7/8	6-1/4	18.15	-	-	-
3-7/8	J10062L	5-7/64	3-1/4	2-1/2	3-7/8	6-3/8	18.65	-	-	-
4	J10064L	5-1/4	3-1/4	2-1/2	4	6-1/2	19.40	-	-	-
4-1/8	J10066L	5-3/8	3-1/4	2-19/32	4-1/8	6-3/4	21.30	-	-	-
4-1/4	J10068L	5-17/32	3-1/4	2-3/4	4-1/8	7	23.50	-	-	-
4-1/2	J10072L	5-13/16	3-1/4	2-27/32	4-3/16	7-1/4	26.00	-	-	-



1" DRIVE DEEP IMPACT SOCKETS - 6 POINT (CONT'D)

MM	6	Nut End Outside Diameter (in) (B)	Drive End Outside Diameter (in) (C)	Nut Depth (in) (D)	Overall Length (in) (L)	Weight (lbs)
24	J10024ML	1-9/16	2	35/64	4	1.76
27	J10027ML	1-3/4	2	5/8	4	1.82
28	J10028ML	1-13/16	2	41/64	4	1.84
30	J10030ML	1-31/32	2-1/16	21/32	4	2.10
32	J10032ML	2-1/16	2-1/16	3/4	4	2.24
33	J10033ML	2-1/16	2-1/16	49/64	4	2.30
35	J10035ML	2-1/4	2-7/64	51/64	4	2.34
36	J10036ML	2-1/4	2-7/64	27/32	4	2.50
38	J10038ML	2-1/4	2-7/64	7/8	4	2.78
41	J10041ML	2-1/2	2-15/64	63/64	4	3.10
46	J10046ML	2-3/4	2-27/64	1-1/8	4-1/8	3.84
50	J10050ML	2-63/64	2-27/64	1-3/16	4-1/4	4.04
55	J10055ML	3-1/4	2-27/64	1-21/64	4-1/2	4.94
60	J10060ML	3-1/2	2-27/64	1-25/64	4-3/4	6.04
65	J10065ML	3-45/64	2-47/64	1-33/64	4-7/8	7.05
70	J10070ML	3-53/64	2-47/64	1-5/8	5	7.62
75	J10075ML*	4-1/64	2-47/64	1-47/64	5-1/4	10.70
80	J10080ML*	4-11/64	2-47/64	1-55/64	5-1/2	11.85

*This size not covered under ASME Standards

ASME B107.110-2012

1" DRIVE IMPACT SOCKETS & ADAPTERS

1" DRIVE IMPACT ADAPTERS

- › Use adapters to help increase or decrease drive end size.
- › Do not use hand adapters with power tools.
- › Do not over torque small sockets when using them with adapters on large drive tools.

Product #	INCH	Overall Length (in)	Weight (lbs)
J15007*	1-1/2" F x 1" M	4-3/16	5.03
J07655	3/4" F x 1" M	2-1/2	0.89
J07656	1" F x 3/4" M	2-7/8	1.42
J10004*	1" F x 1-1/2" M	3-1/2	2.64

*This size not covered under ASME Standards

ASME B107.110-2012



1" DRIVE IMPACT ADAPTER - MALE SPLINE

- › Use adapters to help increase or decrease drive end size.
- › Do not use hand adapters with power tools.
- › Do not over torque small sockets when using them with adapters on large drive tools.

Product #	INCH x SPL	Overall Length (in)	Weight (lbs)
J10005	1" SQ. F x #5 SPL. M	4-1/2	2.58



1" DRIVE IMPACT UNIVERSAL JOINT

- › Tight tolerances for snug fit on fastener.
- › Used wherever powered drive tools are used to install or remove fasteners.
- › Designed to withstand the high torque and force associated with impact tools in repetitive application.
- › Features two through holes and a groove to accept a Proto® Retaining Ring or pin and O-ring to help secure the socket to the drive tool anvil.
- › Position at appropriate angle to turn fasteners where obstructions prevent a straight application.
- › Ball design which allows for a 30° working angle.
- › Smooth 360° rotation.



Product #	Overall Length (in)	Weight (lbs)
J10670A	4-19/32	3.98

ASME B107.110-2012

1" DRIVE BUDD WHEEL DEEP IMPACT SOCKET - 6 POINT

- › Double opening: 13/16" square threads studs onto wheel, 1-1/2" hex tightens lug nuts.



INCH	6	Nut End Outside Diameter (in)	Drive End Outside Diameter (in)	Overall Length (in)	Weight (lbs)
1-1/2	J10024LS	2-3/8	2-3/8	4	2.96

1" DRIVE IMPACT EXTENSIONS

- › Use extensions to gain access to fasteners in locations that would otherwise be difficult to reach.
- › Male square is oriented in-line with female squares for use with fixed head torque wrenches.
- › Full chamfer at drive opening (when applicable) for easy engagement with drive tools.
- › Drive end chamfer and four detents help provide quick positive engagement with drive tool on any of the socket drive walls.
- › Stamped size for easy reference.
- › Side locking hole.



Product #	Overall Length (in)	Weight (lbs)
J10607*	7-3/8	3.54
J10608*	10	4.49
J10609	13	5.81

*This size not covered under ASME Standards ASME B107.110-2012



1" DRIVE RETAINING RINGS

- › Large drive size crush gauge retaining ring.
- › Part numbers are embossed on the rings near the point at which the pin and ring meet.



Product #	Description	For Groove Dia. (in)	Diameter (in)	Height (in)	Weight (lbs)
JRR10028	Retaining Ring 1" DR 1-3/4" Groove	1-3/4	1-15/16	3/16	0.01
JRR10032	Retaining Ring 1" DR 2" Groove	2	2-3/16	3/16	0.01
JRR10034	Retaining Ring 1" DR 2-1/8" Groove	2-1/8	2-5/16	3/16	0.02
JRR10036	Retaining Ring 1" DR 2-1/4" Groove	2-1/4	2-7/16	3/16	0.02
JRR10040	Retaining Ring 1" DR 2-1/2" Groove	2-1/2	2-11/16	3/16	0.02
JRR10042	Retaining Ring 1" DR 2-5/8" Groove	2-5/8	2-13/16	3/16	0.02



1" DRIVE O-RINGS

- › J10000R1 - "O" ring for impact sockets with a 1" drive.
- › Use with:
 - › J10012 thru J10023
 - › J10019M thru J10036M
 - › J10012SS thru J10018SS
 - › J100185, J10017-LT, J10020-LT, J10607, J10608, J10609
- › J10000R2 - "O" ring for impact sockets with a 1" drive.
- › Use with:
 - › J10024 thru J10072
 - › J10041M thru J10065M
 - › J10024L thru J10044L
 - › J10024LS, J10670, J10004, J10005

Product #	Weight (lbs)
J10000R1	0.01
J10000R2	0.01



1" DRIVE RETAINING PINS

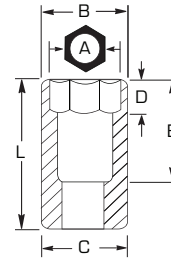
- › J10000P1 - Use for a variety of impact sockets and attachments.
- › Use with:
 - › J10012 thru J10023
 - › J10019M thru J10036M
 - › J10012SS thru J10018SS
 - › J100185, J10017-LT, J10020-LT, J10607, J10608, J10609
- › J10000P2 - Use for a variety of impact sockets and attachments.
- › Use with:
 - › J10024 thru J10072
 - › J10041M thru J10065M
 - › J10024L thru J10044L
 - › J10024LS, J10670, J10004, J10005

Product #	Weight (lbs)
J10000P1	0.02
J10000P2	0.02



1-1/2" DRIVE IMPACT SOCKETS - 6 POINT

- ▶ Proto® 6 Point Impact Sockets are ideal for use on stubborn or damaged fasteners, and also on fasteners made from soft materials.
- ▶ Stamped size for easy reference.
- ▶ Side locking hole.



- ▶ Radius-corner socket design
- ▶ Engages flats for better grip
- ▶ Improves the ability to turn worn or rounded fasteners

INCH	6	Nut End Outside Diameter (in) (B)	Drive End Outside Diameter (in) (C)	Nut Depth (in) (D)	Bolt Clearance Depth (in) (E)	Overall Length (in) (L)	Weight (lbs)	Crush Retaining Ring
1-5/16	J15021*	2-3/4	3-1/4	3/4	1-3/8	3-1/8	4.78	JRR15046
1-3/8	J15022	2-19/32	3-1/4	7/8	1-1/2	3-1/8	4.69	JRR15046
1-7/16	J15023	2-19/32	3-1/4	7/8	1-1/2	3-1/8	4.76	JRR15046
1-1/2	J15024	2-19/32	3-1/4	15/16	1-1/2	3-1/8	4.67	JRR15046
1-9/16	J15025	2-3/4	3-1/4	31/32	1-1/2	3-1/8	4.78	JRR15046
1-5/8	J15026	2-7/8	3-1/4	31/32	1-1/2	3-1/8	4.91	JRR15046
1-11/16	J15027	2-7/8	3-1/4	1-1/16	1-19/32	3-15/64	5.01	JRR15046
1-3/4	J15028	2-15/16	3-1/4	1-3/32	1-21/32	3-11/32	5.22	JRR15046
1-13/16	J15029	3	3-1/4	1-1/8	1-21/32	3-11/32	5.00	JRR15046
1-7/8	J15030	3	3-1/4	1-3/16	1-45/64	3-11/32	5.33	JRR15046
1-15/16	J15031	3	3-1/4	1-1/8	2	3-5/8	5.33	JRR15046
2	J15032	3-1/4	3-1/4	1-1/4	1-13/32	3-5/8	5.65	JRR15046
2-1/16	J15033	3-1/4	3-1/4	1-9/32	1-11/16	3-5/8	5.50	JRR15046
2-1/8	J15034	3-1/2	3-1/4	1-11/32	1-43/64	3-5/8	6.68	JRR15054
2-3/16	J15035	3-1/2	3-1/4	1-3/8	1-21/32	3-5/8	6.47	JRR15054
2-1/4	J15036	3-1/2	3-1/4	1-1/2	1-3/4	3-3/4	7.98	JRR15054
2-5/16	J15037	3-1/2	3-1/4	1-1/2	1-53/64	3-7/8	7.93	JRR15054
2-3/8	J15038	3-1/4	3-1/4	1-9/16	1-55/64	3-7/8	7.90	JRR15054
2-7/16	J15039	3-3/4	3-1/4	1-9/16	1-15/16	3-7/8	8.52	JRR15054
2-1/2	J15040	3-3/4	3-1/4	1-5/8	1-59/64	4	8.40	JRR15054
2-9/16	J15041	3-3/4	3-1/4	1-5/8	1-29/32	4	8.92	JRR15054
2-5/8	J15042	4-1/8	3-1/4	1-5/8	2	4-1/8	8.84	JRR15054
2-11/16	J15043	4-1/8	3-1/4	1-3/4	2-7/64	4-1/4	9.25	JRR15054
2-3/4	J15044	4-1/4	3-1/4	1-3/4	2-5/64	4-1/4	10.03	JRR15054
2-13/16	J15045	4-1/4	3-1/4	1-7/8	2-3/16	4-3/8	9.83	JRR15054
2-7/8	J15046	4-1/2	3-1/4	1-7/8	2-11/64	4-3/8	11.36	JRR15054
2-15/16	J15047	4-1/2	3-1/4	2	2-17/16	4-1/2	11.24	JRR15054
3	J15048	4-1/2	3-1/4	2	2-1/4	4-1/2	12.59	JRR15054
3-1/16	J15049	4-3/4	3-1/4	2	2-23/64	4-5/8	12.53	JRR15054
3-1/8	J15050	4-3/4	3-1/4	2	2-23/64	4-5/8	12.42	JRR15054
3-3/16	J15051	4-3/4	3-1/4	2	2-9/16	4-23/32	12.15	JRR15054
3-1/4	J15052	5	3-1/4	2	2-35/64	4-23/32	14.08	JRR15054
3-5/16	J15053	5	3-1/4	2	2-31/64	4-23/32	13.79	JRR15054
3-3/8	J15054	5	3-1/4	2	2-33/64	4-23/32	13.67	JRR15054
3-7/16	J15055	5	3-1/4	2	2-39/64	4-31/32	13.44	-
3-1/2	J15056	5-1/8	3-1/4	2-1/4	2-37/64	4-31/32	14.46	-
3-9/16	J15057	5-1/8	3-1/4	2-1/4	2-9/16	5	12.54	-
3-5/8	J15058	5-1/8	3-1/4	2-1/4	2-35/64	5	14.73	-
3-11/16	J15059	5-1/8	3-1/4	2-1/4	2-33/64	5	14.67	-

*This size not covered under ASME Standards



1-1/2" DRIVE IMPACT SOCKETS - 6 POINT (CONT'D)

INCH	6	Nut End Outside Diameter (in) (B)	Drive End Outside Diameter (in) (C)	Nut Depth (in) (D)	Bolt Clearance Depth (in) (E)	Overall Length (in) (L)	Weight (lbs)	Crush Retaining Ring
3-3/4	J15060	5-1/2	3-1/4	2-1/4	2-1/2	5	16.75	-
3-13/16	J15061	5-1/2	3-1/4	2-1/4	2-31/64	5	19.49	-
3-7/8	J15062	5-1/2	3-1/4	2-1/4	2-31/32	5-1/2	18.70	-
3-15/16	J15063	5-3/4	3-1/4	2-1/2	2-15/16	5-1/2	21.33	-
4	J15064	5-3/4	3-1/4	2-1/2	2-59/64	5-1/2	20.66	-
4-1/16	J15065	5-3/4	3-1/4	2-3/4	2-29/32	5-1/2	20.25	-
4-1/8	J15066	6	3-1/4	2-3/4	3-1/8	5-3/4	26.72	-
5	J15067	6-11/16	3-3/4	3-1/8	4-5/8	6-1/4	26.17	-
4-1/4	J15068	6	3-1/4	2-3/4	3-5/64	5-3/4	27.05	-
4-5/16	J15069	6	3-1/4	2-3/4	3-1/16	5-3/4	27.66	-
4-3/8	J15070	6-1/4	3-1/4	2-3/4	3-3/64	5-3/4	28.23	-
4-7/16	J15071	6-1/4	3-1/4	3	3-17/64	6	18.63	-
4-1/2	J15072	6-1/4	3-1/4	3	3-1/4	6	28.40	-
4-5/8	J15074	6-1/2	3-1/4	3	3-15/32	6-1/4	29.98	-
4-3/4	J15076	6-1/2	3-1/4	3	3-27/64	6-1/4	30.15	-
5	J15080*	6-3/4	3-1/2	3	3-1/2	6-3/4	25.16	-

*This size not covered under ASME Standards

ASME B107.110-2012

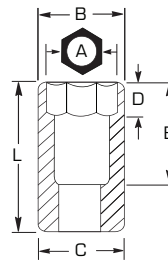
1-1/2" DRIVE IMPACT SOCKETS

MM	6	Nut End Outside Diameter (in) (B)	Drive End Outside Diameter (in) (C)	Nut Depth (in) (D)	Bolt Clearance Depth (in) (E)	Overall Length (in) (L)	Weight (lbs)	Crush Retaining Ring	O-Ring	Retaining Pin
32	J15032M	2-11/16	3-1/4	7/8	1-3/8	3-1/8	4.70	-	-	-
35	J15035M	2-3/4	3-1/4	7/8	1-3/8	3-1/8	4.70	-	-	-
36	J15036M	2-3/4	3-1/4	7/8	1-3/8	3-3/16	4.73	JRR10034	J10000R2	J10000P2
38	J15038M	2-7/8	3-1/4	7/8	1-7/16	3-1/4	4.85	JRR10034	J10000R2	J10000P2
41	J15041M	3	3-1/4	1	1-1/2	3-3/16	5.20	-	-	-
46	J15046M	3-1/8	3-1/4	1-1/4	1-3/4	3-7/16	5.40	-	-	-
50	J15050M	3-3/8	3-3/8	1-5/16	2	3-11/16	6.10	-	-	-
54	J15054M	3-1/2	3-1/2	2	2-1/4	3-13/16	6.60	-	-	-
55	J15055M	3-1/2	3-1/2	2	2-1/4	3-13/16	6.60	-	-	-
60	J15060M	3-5/8	3-5/8	1-3/8	2-3/8	4	8.71	-	-	-
65	J15065M	3-7/8	3-7/8	1-1/2	2-1/2	4-3/16	8.75	-	-	-
70	J15070M	4-1/16	3-3/4	1-5/8	2-3/4	4-3/8	9.72	-	-	-
75	J15075M	4-5/16	3-3/4	1-3/4	2-7/8	4-1/2	11.04	-	-	-
80	J15080M	4-11/16	3-3/4	2	2-3/4	4-3/4	12.60	-	-	-
85	J15085M	4-15/16	3-3/4	2	3-1/4	4-15/16	14.00	-	-	-
90	J15090M	5-3/16	3-3/4	2-1/4	3-3/8	5-3/16	15.20	-	-	-
95	J15095M	5-3/8	3-3/4	2-1/4	3-1/2	5-5/16	18.10	-	-	-
100	J150100M	5-5/8	3-3/4	2-3/8	3-3/4	5-1/2	19.80	-	-	-
110	J150110M	6-1/16	5	2-9/16	4-1/16	5-3/4	26.00	-	-	-



1-1/2" DRIVE DEEP IMPACT SOCKETS - 6 POINT

- ▶ Proto® 6 Point Impact Sockets are ideal for use on stubborn or damaged fasteners, and also on fasteners made from soft materials.
- ▶ Stamped size for easy reference.
- ▶ Side locking hole.



- ▶ Radius-corner socket design
- ▶ Engages flats for better grip
- ▶ Improves the ability to turn worn or rounded fasteners

INCH	6	Nut End Outside Diameter (in) (B)	Drive End Outside Diameter (in) (C)	Nut Depth (in) (D)	Bolt Clearance Depth (in) (E)	Overall Length (in) (L)	Weight (lbs)	Crush Retaining Ring	O-Ring	Retaining Pin
1-5/16	J15021L*	2-3/4	3-1/4	13/16	4	5-11/16	10.23	JRR15046	J10000R2	J10000P2
1-3/8	J15022L	2-19/32	3-1/4	7/8	4-1/8	5-3/4	9.18	JRR15046	J10000R2	J10000P2
1-7/16	J15023L	2-19/32	3-1/4	7/8	4-1/8	5-3/4	9.09	JRR15046	-	-
1-1/2	J15024L	2-19/32	3-1/4	15/16	4-1/8	5-3/4	9.13	JRR15046	-	-
1-9/16	J15025L	2-7/8	3-1/4	31/32	4-1/8	5-3/4	8.86	JRR15046	-	-
1-5/8	J15026L	2-7/8	3-1/4	31/32	4-1/8	5-3/4	9.37	JRR15046	-	-
1-11/16	J15027L	2-7/8	3-1/4	1-1/16	4-1/8	5-3/4	9.19	JRR15046	-	-
1-3/4	J15028L	2-15/16	3-1/4	1-3/32	4-1/8	5-3/4	8.80	JRR15046	-	-
1-13/16	J15029L	3-1/8	3-1/4	1-1/8	4-1/8	5-3/4	9.52	JRR15046	-	-
1-7/8	J15030L	3-1/8	3-1/4	1-3/16	4-1/8	5-3/4	9.30	JRR15046	-	-
1-15/16	J15031L	3-1/8	3-1/4	1-1/8	4-1/8	5-3/4	8.78	JRR15046	-	-
2	J15032L	3-1/4	3-1/4	1-21/32	3-53/64	5-3/4	9.40	JRR15046	-	-
2-1/16	J15033L	3-1/4	3-1/4	1-45/64	3-13/16	5-3/4	8.27	JRR15046	-	-
2-1/8	J15034L	3-1/2	3-1/4	1-3/4	3-57/64	5-3/4	9.35	JRR15054	J10000R2	J10000P2
2-3/16	J15035L	3-1/2	3-1/4	1-51/64	3-57/64	5-3/4	8.83	JRR15054	J10000R2	J10000P2
2-1/4	J15036L	3-1/2	3-1/4	1-27/32	3-57/64	5-7/8	8.78	JRR15054	-	-
2-5/16	J15037L	3-1/2	3-1/4	1-29/32	3-57/64	5-7/8	8.47	JRR15054	-	-
2-3/8	J15038L	3-3/4	3-1/4	1-61/64	3-57/64	5-7/8	12.21	JRR15054	-	-
2-7/16	J15039L	3-3/4	3-1/4	2-1/64	3-15/16	6	13.56	JRR15054	-	-
2-1/2	J15040L	3-3/4	3-1/4	2-1/16	3-59/64	6	13.41	JRR15054	-	-
2-9/16	J15041L	3-3/4	3-1/4	2-7/64	3-57/64	6	14.28	JRR15054	-	-
2-5/8	J15042L	4-1/8	3-1/4	2-5/32	3-57/64	6	11.59	JRR15054	-	-
2-11/16	J15043L	4-1/8	3-1/4	2-7/32	3-63/64	6-1/8	14.50	JRR15054	-	-
2-3/4	J15044L	4-1/4	3-1/4	2-17/64	3-31/32	6-1/8	15.25	JRR15054	-	-
2-13/16	J15045L	4-1/4	3-1/4	2-5/16	4-1/16	6-1/4	15.53	JRR15054	-	-
2-7/8	J15046L	4-1/2	3-1/4	2-3/8	4-3/64	6-1/4	17.74	JRR15054	-	-
2-15/16	J15047L	4-1/2	3-1/4	2-27/64	4-1/64	6-1/4	17.25	JRR15054	-	-
3	J15048L	4-1/2	3-1/4	2-15/32	4-1/8	6-3/8	19.17	JRR15054	-	-
3-1/16	J15049L	4-3/4	3-1/4	2-33/64	4-1/8	6-3/8	15.76	JRR15054	-	-
3-1/8	J15050L	4-3/4	3-1/4	2-37/64	4-5/64	6-3/8	18.89	JRR15054	-	-
3-3/16	J15051L	4-3/4	3-1/4	2-5/8	4-3/16	6-1/2	19.16	JRR15054	-	-
3-1/4	J15052L	5	3-1/4	2-43/64	4-5/32	6-1/2	21.66	JRR15054	-	-
3-5/16	J15053L	5	3-1/4	2-47/64	4-1/8	6-1/2	21.33	JRR15054	-	-
3-3/8	J15054L	5	3-1/4	2-25/32	4-1/8	6-1/2	21.10	JRR15054	-	-
3-7/16	J15055L	5	3-1/4	2-27/32	4-7/64	6-1/2	20.78	-	-	-
3-1/2	J15056L	5-1/8	3-1/4	2-7/8	4-5/64	6-1/2	21.68	-	-	-
3-9/16	J15057L	5-1/8	3-1/4	2-15/16	4-5/16	6-3/4	17.24	-	-	-
3-5/8	J15058L	5-1/8	3-1/4	2-63/64	4-19/64	6-3/4	17.48	-	-	-
3-11/16	J15059L	5-1/8	3-1/4	3-1/32	4-17/64	6-3/4	16.2	-	-	-

*This size not covered under ASME Standards



1-1/2" DRIVE DEEP IMPACT SOCKETS - 6 POINT (CONT'D)

INCH	6	Nut End Outside Diameter (in) (B)	Drive End Outside Diameter (in) (C)	Nut Depth (in) (D)	Bolt Clearance Depth (in) (E)	Overall Length (in) (L)	Weight (lbs)	Crush Retaining Ring	O-Ring	Retaining Pin
3-3/4	J15060L	5-1/2	3-1/4	3-3/32	4-15/64	6-3/4	26.63	-	-	-
3-13/16	J15061L	5-1/2	3-1/4	3-9/64	4-15/64	6-3/4	18.52	-	-	-
3-7/8	J15062L	5-1/2	3-1/4	3-3/16	4-7/32	6-3/4	27.36	-	-	-
3-15/16	J15063L	5-3/4	3-1/4	3-1/4	4-7/16	7	21.16	-	-	-
4	J15064L	5-3/4	3-1/4	3-19/64	4-7/16	7	30.47	-	-	-
4-1/16	J15065L	5-3/4	3-1/4	3-11/32	4-25/64	7	19.43	-	-	-
4-1/8	J15066L	6	3-1/4	3-25/64	4-25/64	7	36.26	-	-	-
4-3/16	J15067L	6	3-1/4	3-7/16	5-1/32	7-1/4	21.71	-	-	-
4-1/4	J15068L	6	3-1/4	3-1/2	4-37/64	7-1/4	22.36	-	-	-
4-5/16	J15069L	6	3-1/4	3-9/16	4-9/16	7-1/4	28.73	-	-	-
4-3/8	J15070L	6-1/4	3-1/4	3-39/64	4-35/64	7-1/4	24.04	-	-	-
4-1/2	J15072L	6-1/4	3-1/4	3-45/64	4-1/2	7-1/4	35.85	-	-	-
4-5/8	J15074L	6-1/2	3-1/4	3-13/16	4-23/32	7-1/2	41.32	-	-	-
4-3/4	J15076L	6-1/2	3-1/4	3-29/32	4-43/64	7-1/2	24.23	-	-	-

*This size not covered under ASME Standards

ASME B107.110-2012

MM	6	Nut End Outside Diameter (in) (B)	Drive End Outside Diameter (in) (C)	Nut Depth (in) (D)	Bolt Clearance Depth (in) (E)	Overall Length (in) (L)	Weight (lbs)	Crush Retaining Ring	O-Ring	Retaining Pin
41	J15041ML	3	3-1/4	1	3-7/8	5-5/8	9.00	-	-	-
46	J15046ML	3-1/8	3-1/4	1-5/32	3-7/8	5-5/8	9.20	-	-	-
55	J15055ML	3-7/16	3-1/2	1-11/32	3-7/8	5-5/8	9.00	-	-	-
57	J15057ML	3-23/32	3-3/4	1-7/16	4-3/8	6	12.40	-	-	-
76	J15076ML	4-11/16	3-3/4	1-3/4	4-5/8	6-1/4	19.20	-	-	-
78	J15078ML	4-11/16	3-3/4	1-3/4	4-5/8	6-1/4	19.40	-	-	-
80	J15080ML	4-11/16	3-3/4	1-7/8	4-3/4	6-3/8	20.50	-	-	-
85	J15085ML	4-15/16	3-3/4	1-31/32	4-3/4	6-3/8	21.20	-	-	-
90	J15090ML	5-5/32	3-3/4	2-3/32	4-3/4	6-3/8	22.50	-	-	-
95	J15095ML	5-3/8	3-25/32	2-1/4	5-1/8	6-3/4	24.90	-	-	-

ASME B107.110-2012

1-1/2" DRIVE IMPACT SOCKETS

1 - 1/2" DRIVE IMPACT EXTENSIONS

- › Drive end chamfer and four detents help provide quick positive engagement with drive tool on any of the socket drive walls.
- › Tight tolerances for snug fit on fastener.
- › Large clearance holes, concentric opening and nut end chamfer make it easy to position socket on fasteners.
- › Made from high-strength steel to help minimize wall thickness and provide access to fasteners in recesses and where nuts and bolts protrude.
- › Impact sockets are used wherever powered drive tools are used to install or remove fasteners.
- › Impact sockets are designed to withstand the high torque and force associated with impact tools in repetitive application.
- › Use extensions to gain access to fasteners in locations that would otherwise be difficult to reach.
- › Male square is oriented in line with female squares for use with fixed head torque wrenches.
- › Full chamfer at drive opening (when applicable) for easy engagement with drive tools.

Product #	Overall Length (in)	Weight (lbs)
J15097P	8	9.17
J15098P	12	12.66
J15099P	15	15.58



1 - 1/2" DRIVE IMPACT ADAPTERS

- › Use adapters to help increase or decrease drive end size.
- › Do not use hand adapters with power tools.
- › Do not over torque small sockets when using them with adapters on large drive tools.

Product #	INCH	Overall Length (in)	Weight (lbs)
J15007	1-1/2" F x 1" M	4-3/16	5.03
J10004	1" F x 1-1/2" M	3-1/2	2.64



1 - 1/2" DRIVE IMPACT ADAPTER - MALE SPLINE

- › Use adapters to help increase or decrease drive end size.
- › Do not use hand adapters with power tools.
- › Do not over torque small sockets when using them with adapters on large drive tools.

Product #	INCH SPL	Overall Length (in)	Weight (lbs)
J15005	1-1/2" F x #5 SPL. M	5-3/8	5.94





1 - 1/2" DRIVE RETAINING RINGS

- › Large drive size crush gauge retaining ring.
- › Part numbers are embossed on the rings near the point at which the pin and ring meet.



Product #	Description	For Groove Dia. (in)	Diameter (in)	Height (in)	Weight (lbs)
JRR15046	Retaining Rlng, CG 1-1/2" DR 2-7/8 Groove	2-7/8	3-3/8	1/4	0.03
JRR15054	Retaining Rlng, CG 1-1/2" DR 3-3/8 Groove	3-3/8	3-7/8	1/4	0.03
JRR15062	Retaining Rlng, CG 1-1/2" DR 3-7/8 Groove	3-7/8	4-3/8	1/4	0.04
JRR15070	Retaining Rlng, CG 1-1/2" DR 4-3/8 Groove	4-3/8	4-7/8	1/4	0.04



1-1/2" DRIVE RETAINING RINGS & UNIVERSAL JOINT

1 - 1/2" DRIVE IMPACT UNIVERSAL JOINT

- › Tight tolerances for snug fit on fastener.
- › Used wherever powered drive tools are used to install or remove fasteners.
- › Designed to withstand the high torque and force associated with impact tools in repetitive application.
- › Features two through holes and a groove to accept a Proto® Retaining Ring or pin and O-ring to help secure the socket to the drive tool anvil.
- › Position at appropriate angle to turn fasteners where obstructions prevent a straight application.
- › Ball design which allows for a 30° working angle.
- › Smooth 360° rotation.

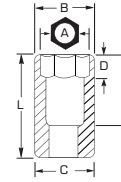


Product #	Overall Length (in)	Weight (lbs)
J15670A	6-19/64	9.35



2 - 1/2" DRIVE IMPACT SOCKETS - 6 POINT

- Proto® 6 Point Impact Sockets are ideal for use on stubborn or damaged fasteners, and also on fasteners made from soft materials.



- Radius-corner socket design
- Engages flats for better grip
- Improves the ability to turn worn or rounded fasteners

INCH	6	Nut End Outside Diameter (in) (B)	Drive End Outside Diameter (in) (C)	Nut Depth (in) (D)	Bolt Clearance Depth (in) (E)	Overall Length (in) (L)	Weight (lbs)
1-3/4	J25028°	4-3/16	5	1-1/8	2-7/8	5-3/8	21.08
1-7/8	J25030°	4-5/16	5	1-3/16	2-7/8	5-3/8	20.97
2	J25032°	4-3/8	5	1-1/4	2-7/8	5-3/8	20.80
2-1/8	J25034°	4-1/2	5	1-3/8	2-7/8	5-3/8	20.59
2-1/4	J25036	4-9/16	5	1-7/16	3	5-1/2	21.06
2-3/8	J25038	4-5/8	5	1-1/2	3	5-1/2	20.85
2-1/2	J25040°	4-3/4	5	1-9/16	3	5-1/2	20.65
2-9/16	J25041	4-3/4	5	1-5/8	3	5-1/2	20.61
2-5/8	J25042	4-13/16	5	1-11/16	3	5-1/2	20.53
2-3/4	J25044	4-15/16	5	1-3/4	3-1/8	5-5/8	20.89
2-7/8	J25046°	5	5	1-13/16	3-1/8	5-5/8	20.87
2-15/16	J25047	5-1/16	5-1/16	1-7/8	3-1/8	5-5/8	21.16
3	J25048	5-1/8	5-1/8	2	3-1/8	5-5/8	21.30
3-1/8	J25050	5-3/16	5-3/16	2	3-1/4	5-3/4	22.63
3-1/4	J25052°	5-5/16	5-5/16	2-1/16	3-1/4	5-3/4	23.79
3-3/8	J25054	5-7/16	5-7/16	2-1/8	3-1/4	5-3/4	24.84
3-7/16	J25055°	5-1/2	5-1/2	2-3/16	3-1/4	5-3/4	25.29
3-1/2	J25056	5-9/16	5-9/16	2-1/4	3-1/4	5-3/4	25.77
3-5/8	J25058°	5-11/16	5-11/16	2-5/16	3-1/4	5-3/4	26.99
3-3/4	J25060	5-13/16	5-13/16	2-3/8	3-3/4	6-1/4	31.04
3-7/8	J25062	5-15/16	5-15/16	2-1/2	3-3/4	6-1/4	32.27
4	J25064°	6-1/16	6-1/16	2-1/2	3-3/4	6-1/4	33.70
4-1/8	J25066	6-3/16	6	2-5/8	3-3/4	6-1/4	34.69
4-1/4	J25068	6-5/16	6	2-3/4	4-1/4	6-3/4	37.32
4-3/8	J25070°	6-7/16	6	2-3/4	4-1/4	6-3/4	38.04
4-1/2	J25072	6-9/16	6	2-7/8	4-1/2	7	40.41
4-5/8	J25074	6-11/16	6	3	4-1/2	7	40.54
4-3/4	J25076°	6-13/16	6	3	4-1/2	7	41.29
4-7/8	J25078°	6-15/16	6	3	4-3/4	7-1/4	42.94
5	J25080	7-1/16	6	3-3/16	5	7-1/2	45.46
5-1/8	J25082°	7-1/4	6	3-5/16	5	7-1/2	46.12
5-1/4	J25084°	7-3/8	6	3-5/16	5	7-1/2	47.47
5-3/8	J25086°	7-1/2	6	3-3/8	5-1/4	7-3/4	50.48
5-7/16	J25087°	7-9/16	6	3-7/16	5-1/4	7-3/4	50.92
5-1/2	J25088°	7-5/8	6	3-1/2	5-1/4	7-3/4	51.41
5-5/8	J25090°	7-13/16	6	3-9/16	5-1/4	7-3/4	52.50
5-3/4	J25092	7-15/16	6	3-5/8	5-1/4	7-3/4	53.43
5-7/8	J25094°	8-1/16	6	3-3/4	5-1/4	7-3/4	53.75
6	J25096°	8-1/4	6	3-13/16	5-3/8	7-7/8	56.13
6-1/8	J25098	8-3/8	6	3-7/8	5-3/8	7-7/8	56.72
6-1/4	J25100°	8-1/2	6	3-7/8	5-3/8	7-7/8	57.61
6-3/8	J25102°	8-11/16	6	4	5-1/2	8	59.32
6-1/2	J25104°	8-13/16	6	4	5-1/2	8	60.35
6-5/8	J25106°	8-15/16	6-1/2	4-1/4	5-1/2	8	63.91
6-3/4	J25108°	9-1/8	6-1/2	4-1/4	5-1/2	8	64.60
6-7/8	J25110°	9-1/4	6-1/2	4-5/16	5-1/2	8	65.05
7	J25112°	9-3/8	6-1/2	4-5/16	5-1/2	8	66.10
7-1/8	J25114°	9-9/16	6-1/2	4-5/16	5-1/2	8	67.21
7-1/4	J25116°	9-11/16	6-1/2	4-5/16	6	8-1/2	75.16
7-3/8	J25118°	9-13/16	6-1/2	4-5/16	6	8-1/2	76.28
7-1/2	J25120°	10	6-1/2	4-5/16	6	8-1/2	77.24
7-5/8	J25122°	10-1/8	6-1/2	4-5/16	6	8-1/2	77.98
7-3/4	J25124°	10-1/4	6-1/2	4-5/16	6	8-1/2	78.65
7-7/8	J25126°	10-3/8	6-1/2	4-5/16	6-1/4	8-3/4	84.00
8	J25128°	10-9/16	6-1/2	4-5/16	6-1/4	8-3/4	86.44

*This size not covered under ASME Standards





2 - 1/2" DRIVE RETAINING PIN

- › Large drive size crush gauge retaining ring.
- › Part numbers are embossed on the rings near the point at which the pin and ring meet.



Product #	Description	For Groove Dia. (in)	Diameter (in)	Height (in)	Weight (lbs)
JRP25000	Retaining Pin, 2-1/2" DR	2	4-1/2	1/2	0.21



#5 SPLINE DRIVE IMPACT ADAPTERS - MALE SQUARE

- › Use adapters to help increase or decrease drive end size.
- › Do not use hand adapters with power tools.
- › Do not over torque small sockets when using them with adapters on large drive tools.

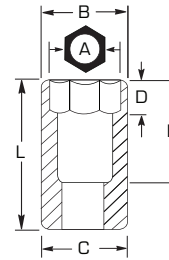


Product #	SPL x INCH	Overall Length (in)	Weight (lbs)
J09902	#5 SPL. F x 1" SQ. M	4-3/8	2.16
J09904	#5 SPL. F x 1-1/2" SQ. M	5	2.74



#5 SPLINE DRIVE IMPACT SOCKETS - 6 POINT

- › Proto® 6 Point Impact Sockets are ideal for use on stubborn or damaged fasteners, and also on fasteners made from soft materials.



- › Radius-corner socket design
- › Engages flats for better grip
- › Improves the ability to turn worn or rounded fasteners

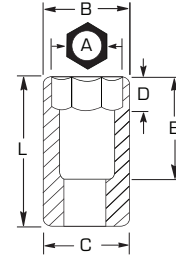
INCH	6	Nut End Outside Diameter (in) (B)	Drive End Outside Diameter (in) (C)	Nut Depth (in) (D)	Bolt Clearance Depth (in) (E)	Overall Length (in) (L)	Weight (lbs)
15/16	J09915	1-5/8	2-3/8	19/32	1-1/2	3	1.94
1-1/8	J09918	1-7/8	2-3/8	23/32	1-1/2	3-1/4	2.09
1-3/16	J09919*	1-7/8	2-3/8	3/4	1-1/2	3-1/4	2.10
1-1/4	J09920	2-3/8	2-3/8	25/32	1-1/2	3-1/4	2.21
1-5/16	J09921	2-3/8	2-3/8	53/64	1-5/8	3-1/4	2.23
1-3/8	J09922	2-3/8	2-3/8	55/64	1-5/8	3-3/8	2.23
1-7/16	J09923	2-1/2	2-3/8	29/32	29/32	3-3/8	2.43
1-1/2	J09924	2-1/2	2-3/8	15/16	15/16	3-3/8	2.46
1-9/16	J09925*	2-3/4	2-3/8	63/64	63/64	3-1/2	2.69
1-5/8	J09926	2-3/4	2-3/8	1-1/64	1-1/64	3-5/8	2.94
1-11/16	J09927	2-15/16	2-3/8	1-27/64	2-1/8	3-5/8	2.95
1-3/4	J09928*	2-15/16	2-3/8	1-7/64	1-27/64	3-47/64	3.11
1-13/16	J09929	3-1/8	2-3/8	1-1/8	1-27/64	3-7/16	3.27
1-7/8	J09930	3-1/8	2-3/8	1-3/16	1-1/2	3-17/32	3.25
1-15/16	J09931*	3-1/8	2-3/8	1-1/4	1-1/2	3-17/32	3.43
2	J09932	3-1/4	2-3/8	1-1/4	1-15/32	3-17/32	3.66
2-1/8	J09934*	3-1/2	2-3/8	1-37/64	2-1/8	3-11/16	4.63
2-3/16	J09935	3-1/2	2-3/8	1-3/8	1-39/64	3-3/4	4.28
2-1/4	J09936	3-1/2	2-3/8	1-1/2	1-23/32	4-3/16	4.52
2-3/8	J09938	3-3/4	2-3/8	1-11/16	2-7/16	3-57/64	4.80
2-7/16	J09939	3-3/4	2-3/8	1-25/32	2-13/16	4	5.29
2-9/16	J09941	3-3/4	2-3/8	1-5/8	1-55/64	4-3/8	6.45
2-5/8	J09942	4-1/8	2-3/8	1-59/64	2-13/16	4-1/2	6.68
2-3/4	J09944	4-1/4	2-3/8	1-3/4	1-59/64	4-1/4	6.89
2-15/16	J09947	4-1/2	2-3/8	2-5/32	3	4-13/16	8.22
3	J09948	4-1/2	2-3/8	2	2-13/64	4-39/64	7.93
3-1/8	J09950	4-3/4	2-3/8	2	2-13/64	4-39/64	7.95

*This size not covered under ASME Standards



1/4" DRIVE HIGH STRENGTH MAGNETIC IMPACT SOCKETS - 6 POINT

- › ProtoGrip™ Magnetic Sockets use high strength magnets made from a rare earth magnet alloy/nylon blend.
- › ProtoGrip™ Magnetic Sockets require no bushings to hold the magnet in place. Allows room for more magnet material, helping increase total magnetic strength.
- › Designed to easily pick up heavy fasteners and hold them tightly during use.
- › Strong magnetic hold helps increase efficiency when installing fasteners in awkward or hard-to-reach locations.
- › Impact sockets with high impact strength are used in automated and hand impact socket applications.
- › Size stamped on tool for easy identification.



INCH	6	Nut End Outside Diameter (in) (B)	Drive End Outside Diameter (in) (C)	Nut Depth (in) (D)	Overall Length (in) (L)	Weight (lbs)
3/16	J6906HF	5/16	1/2	5/32	7/8	0.03
1/4	J6908HF	25/64	1/2	11/64	7/8	0.04
5/16	J6910HF	1/2	1/2	13/64	59/64	0.04
3/8	J6912HF	9/16	9/16	15/64	15/16	0.05
7/16	J6914HF	21/32	21/32	1/4	1	0.07
1/2	J6916HF	11/16	11/16	1/4	1	0.07

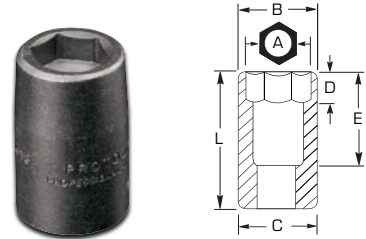
ASME B107.2

MM	6	Nut End Outside Diameter (in) (B)	Drive End Outside Diameter (in) (C)	Nut Depth (in) (D)	Overall Length (in) (L)	Weight (lbs)
5	J6905MHF	5/16	1/2	1/16	7/8	0.03
5.5	J69055MHF	23/64	1/2	3/32	7/8	0.03
6	J6906MHF	25/64	1/2	7/64	7/8	0.06
7	J6907MHF	25/64	1/2	7/64	15/16	0.04
8	J6908MHF	1/2	1/2	1/8	15/16	0.04
10	J6910MHF	9/16	9/16	5/32	15/16	0.05

ASME B107.33M

1/4" DRIVE MAGNETIC IMPACT SOCKETS

3/8" DRIVE HIGH STRENGTH MAGNETIC IMPACT SOCKETS - 6 POINT



INCH	6	Nut End Outside Diameter (in) (B)	Drive End Outside Diameter (in) (C)	Nut Depth (in) (D)	Overall Length (in) (L)	Weight (lbs)
1/4	J7208HF*	7/16	11/16	11/64	1-3/32	0.07
5/16	J7210HF	1/2	11/16	3/16	1-3/32	0.08
3/8	J7212HF	39/64	11/16	15/64	1-3/32	0.08
7/16	J7214HF	11/16	11/16	1/4	1-3/32	0.08
1/2	J7216HF	3/4	3/4	9/32	1-3/32	0.08
9/16	J7218HF	13/16	13/16	21/64	1-3/32	0.12
5/8	J7220HF	29/32	29/32	23/64	1-7/32	0.16

*This size not covered under ASME Standards

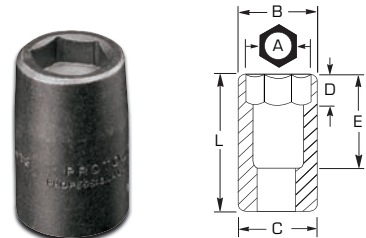
ASME B107.110-2012

MM	6	Nut End Outside Diameter (in) (B)	Drive End Outside Diameter (in) (C)	Nut Depth (in) (D)	Overall Length (in) (L)	Weight (lbs)
7	J7207MHF*	31/64	11/16	11/64	1-3/32	0.08
8	J7208MHF	1/2	11/16	11/64	1-3/32	0.07
10	J7210MHF	5/8	11/16	7/32	1-9/64	0.08
11	J7211MHF	11/16	11/16	17/64	1-9/64	0.08
12	J7212MHF	47/64	47/64	9/32	1-9/64	0.09
13	J7213MHF	3/4	3/4	19/64	1-13/64	0.10
14	J7214MHF	13/16	13/16	21/64	1-13/64	0.12
15	J7215MHF	55/64	55/64	21/64	1-13/64	0.14
17	J7217MHF	1	1	25/64	1-1/4	0.20
18	J7218MHF	1-1/32	1-1/32	25/64	1-1/4	0.21

*This size not covered under ASME Standards

ASME B107.110-2012

1/2" DRIVE HIGH STRENGTH MAGNETIC IMPACT SOCKETS - 6 POINT



INCH	6	Nut End Outside Diameter (in) (B)	Drive End Outside Diameter (in) (C)	Nut Depth (in) (D)	Overall Length (in) (L)	Weight (lbs)
3/8	J7412HF	47/64	15/16	15/64	1-1/2	0.18
7/16	J7414HF	45/64	15/16	1/4	1-1/2	0.19
1/2	J7416HF	25/32	15/16	17/64	1-1/2	0.19
9/16	J7418HF	7/8	15/16	21/64	1-1/2	0.20
5/8	J7420HF	1	1	25/64	1-1/2	0.23

ASME B107.110-2012

MM	6	Nut End Outside Diameter (in) (B)	Drive End Outside Diameter (in) (C)	Nut Depth (in) (D)	Overall Length (in) (L)	Weight (lbs)
10	J7410MHF	41/64	15/16	7/32	1-1/2	0.19
13	J7413MHF	51/64	15/16	17/64	1-1/2	0.19
14	J7414MHF	15/16	15/16	9/32	1-1/2	0.20
15	J7415MHF	15/16	15/16	9/32	1-1/2	0.21
18	J7418MHF	1-1/16	1-1/16	13/32	1-1/2	0.27

ASME B107.110-2012



ABOUT POWER SOCKETS

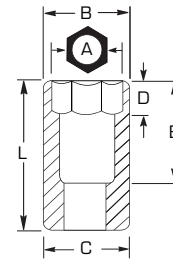
VERY DIFFERENT SOCKETS FOR VERY DIFFERENT PURPOSES

Power sockets are designed for power nut runners, multi-spindle machines and angle head nut drivers, which are low impact power tools. Even though the power sockets are offered in a black finish, they are not compatible with impact tools.

Power sockets are heat-treated to a higher hardness than either impact or hand sockets. This high hardness is ideal for long wear on assembly lines, but their brittleness makes them vulnerable to shattering when fitted to an impact wrench.

1/4" DRIVE HIGH STRENGTH MAGNETIC POWER SOCKETS - 6 POINT

- ▶ ProtoGrip™ Magnetic Sockets use high strength magnets made from a rare earth magnet alloy/nylon blend.
- ▶ ProtoGrip™ Magnetic Sockets require no bushings to hold the magnet in place. Allows room for more magnet material, helping increase total magnetic strength.
- ▶ Designed to easily pick up heavy fasteners and hold them tightly during use.
- ▶ Strong magnetic hold helps increase efficiency when installing fasteners in awkward or hard-to-reach locations.
- ▶ Size stamped on tool for easy identification.



INCH	6	Nut End Outside Diameter (in) (B)	Drive End Outside Diameter (in) (C)	Nut Depth (in) (D)	Overall Length (in) (L)	Weight (lbs)
3/16	J6906PF	5/16	1/2	5/32	7/8	0.03
1/4	J6908PF	25/64	1/2	11/64	7/8	0.03
5/16	J6910PF	1/2	1/2	13/64	15/16	0.04
11/32	J6911PF	33/64	33/64	7/32	15/16	0.04
3/8	J6912PF	9/16	9/16	15/64	15/16	0.05
7/16	J6914PF	21/32	21/32	1/4	1	0.07
1/2	J6916PF	11/16	11/16	1/4	1	0.08



MM	6	Nut End Outside Diameter (in) (B)	Drive End Outside Diameter (in) (C)	Nut Depth (in) (D)	Overall Length (in) (L)	Weight (lbs)
5	J6905MPF	5/16	1/2	5/32	7/8	0.03
5.5	J69055MPF	23/64	1/2	5/32	7/8	0.03
6	J6906MPF	25/64	1/2	11/64	7/8	0.03
7	J6907MPF	7/16	1/2	11/64	15/16	0.04
8	J6908MPF	1/2	1/2	11/64	15/16	0.04
9	J6909MPF	33/64	33/64	13/64	15/16	0.04
10	J6910MPF	9/16	9/16	7/32	15/16	0.05
11	J6911MPF	5/8	5/8	17/64	1	0.06
12	J6912MPF	11/16	11/16	9/32	1	0.08
13	J6913MPF	47/64	47/64	19/64	1	0.09



LOCKING ADAPTER (MALE TO MALE)

Product #: **J4759BL**

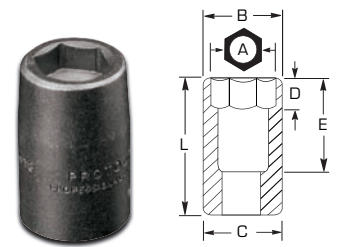
Product #	Drive Size (in)	Finish	Overall Length (in)	Weight (lbs)
J4759BL	1/4	Black Oxide	2-1/2	0.07



- 4 4 POINT
6 6 POINT
8 8 POINT
12 12 POINT
SPL SPLINE
TORX TORX®
HEX HEX
BLACK OXIDE

3/8" DRIVE HIGH STRENGTH MAGNETIC POWER SOCKETS - 6 POINT

- ▶ ProtoGrip™ Magnetic Sockets use high strength magnets made from a rare earth magnet alloy/nylon blend.
- ▶ ProtoGrip™ Magnetic Sockets require no bushings to hold the magnet in place. This allows room for more magnet material, helping increase total magnetic strength.
- ▶ Designed to easily pick up heavy fasteners and hold them tightly during use.
- ▶ Strong magnetic hold helps increase efficiency when installing fasteners in awkward or hard-to-reach locations.
- ▶ Impact sockets with high impact strength are used in automated and hand impact socket applications.
- ▶ Socket size stamped on tool for easy identification.
- ▶ Side locking hole.



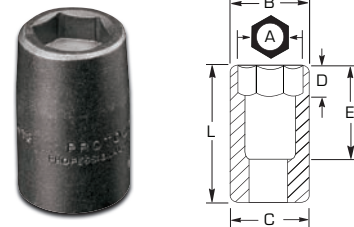
INCH	6	Nut End Outside Diameter (in) (B)	Drive End Outside Diameter (in) (C)	Nut Depth (in) (D)	Overall Length (in) (L)	Weight (lbs)
5/16	J7210PF	1/2	11/16	3/16	1-3/32	0.08
3/8	J7212PF	39/64	11/16	15/64	1-3/32	0.09
7/16	J7214PF	11/16	11/16	1/4	1-3/16	0.08
1/2	J7216PF	3/4	3/4	9/32	1-3/16	0.10
9/16	J7218PF	13/16	13/16	21/64	1-3/16	0.11



MM	6	Nut End Outside Diameter (in) (B)	Drive End Outside Diameter (in) (C)	Nut Depth (in) (D)	Overall Length (in) (L)	Weight (lbs)
7	J7207MPF	31/64	11/16	11/64	1-3/32	0.08
8	J7208MPF	1/2	11/16	7/32	1-3/32	0.07
10	J7210MPF	5/8	11/16	7/32	1-9/64	0.08
11	J7211MPF	11/16	11/16	17/64	1-9/64	0.08
12	J7212MPF	47/64	47/64	9/32	1-9/64	0.10
13	J7213MPF	3/4	3/4	19/64	1-13/64	0.10
15	J7215MPF	55/64	55/64	21/64	1-13/64	0.14



1/2" DRIVE HIGH STRENGTH MAGNETIC POWER SOCKETS - 6 POINT

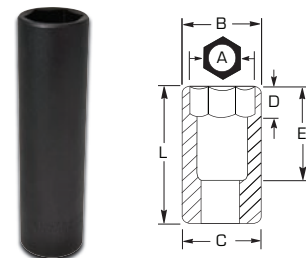


INCH	6	Nut End Outside Diameter (in) (B)	Drive End Outside Diameter (in) (C)	Nut Depth (in) (D)	Overall Length (in) (L)	Weight (lbs)
3/8	J7412PF	47/64	15/16	15/16	1-1/2	0.18
7/16	J7414PF	47/64	15/16	1/4	1-1/2	0.18
1/2	J7416PF	51/64	15/16	17/64	1-1/2	0.20
9/16	J7418PF	15/16	15/16	21/64	1-1/2	0.20



1/2" DRIVE POWER SOCKET - 6 POINT COTTON PICKER SOCKET

- ▶ Removes and replaces spindles on cotton pickers.

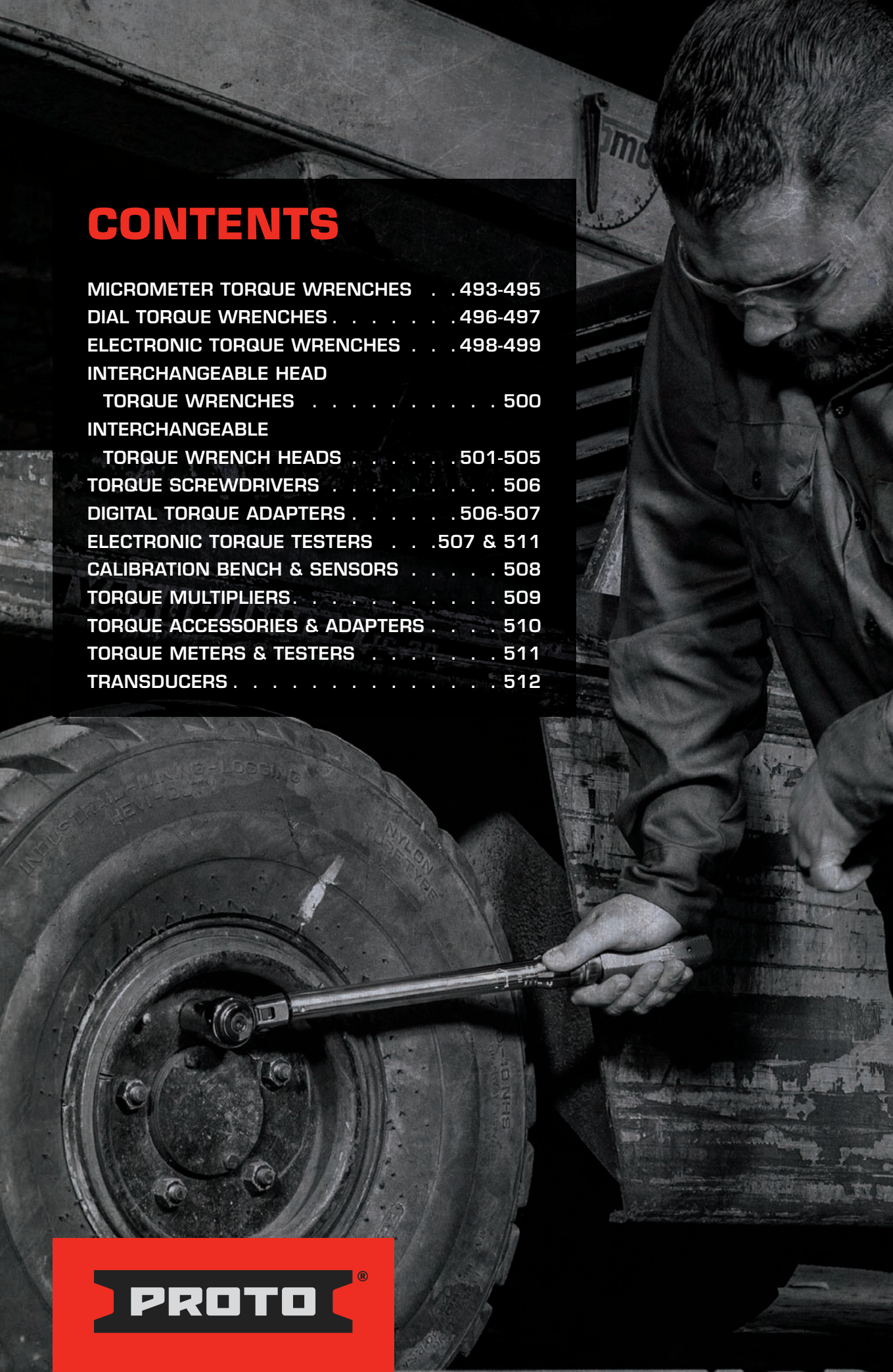


INCH	6	Nut End Outside Diameter (in) (B)	Drive End Outside Diameter (in) (C)	Nut Depth (in) (D)	Bolt Clearance Depth (in) (E)	Overall Length (in) (L)	Weight (lbs)
1-1/8	J7336CPB	1-9/16	1-9/16	5/8	5-7/64	5-49/64	1.67

ASME B107.110-2012


CONTENTS

MICROMETER TORQUE WRENCHES	493-495
DIAL TORQUE WRENCHES	496-497
ELECTRONIC TORQUE WRENCHES	498-499
INTERCHANGEABLE HEAD TORQUE WRENCHES	500
INTERCHANGEABLE TORQUE WRENCH HEADS	501-505
TORQUE SCREWDRIVERS	506
DIGITAL TORQUE ADAPTERS	506-507
ELECTRONIC TORQUE TESTERS	507 & 511
CALIBRATION BENCH & SENSORS	508
TORQUE MULTIPLIERS	509
TORQUE ACCESSORIES & ADAPTERS	510
TORQUE METERS & TESTERS	511
TRANSDUCERS	512



PRECISION TORQUE INNOVATION

Enhance accessibility in tight areas with PROTO® Precision 90 Torque Wrenches. Each is individually crafted from a single piece of solid, high-grade steel. With proper maintenance and regular calibration, our rigorous safety standards ensure you never have to question their accuracy. Plus, we offer precision torque products in a wide range, including micrometer and electronic, as well as torque testing and accessories.



Small, pear head design for access in tight, hard-to-reach work areas.

Knurled bands allow for increased grip and slip resistance.

Contoured, ergonomically designed handle for comfort.

(Pg. 493)

PRECISION 90

90
TOOTH
COUNT = 4°
ARC
SWING



TORQUE BENCH SENSORS

- ▶ Helps ensure manual and electronic torque wrenches comply with ASME B107.300-2010, which requires calibration every 12 months or 5,000 clicks. Customer specification may exceed this.
- ▶ For use with J657 series sensors.
- ▶ 735 Ft. Lbs capacity.
- ▶ Adjustable handle pin to align with calibration marks.
- ▶ Secure frame to maintain dimensional stability.
- ▶ 1200:1 gearbox for accuracy during loading.



(Pg. 508)

*Tablet not included
Visit Torque.ProtoIndustrial.com to
download software and user guides.

TORQUE SCREWDRIVERS

- › Accuracy +/- 6% CW to meet ASME spec.
- › Drive hex releases at target torque to help prevent over torque.
- › Female hex output for use with standard 1/4" bits.
- › 1/4" male square drive adapter supplied (J107A and J6108A) for use with sockets.
- › Made in Italy.



(Pg. 506)

ELECTRONIC TORQUE WRENCHES

- › Measuring units: ft-lb, in-lb, kg-cm and Nm.
- › 9 presets available.
- › Stores up to 50 torque values.
- › Accurate to +/- 2% CW and +/- 3% CCW of torque reading at 20%-100%.



J6012EA
(Pg. 498)

Operation modes include Peak or Follow mode.

LCD screen with visual alert lights and audible tone.

36-tooth ratcheting head and 48-tooth ratcheting head

ELECTRONIC TORQUE TESTERS

- › Accurate to +/- 1% CW and +/- 3% CCW digit accuracy.
- › Measuring Units: ft-lbs, in-lbs, and Nm.
- › Operation modes include Peak, Hold and Dial modes.
- › Dimensions: L 5-5/8" x W 6-3/8" x H 3-1/2".
- › Includes blow mold case with AC/DC adapter and calibration certificate.



Digital torque tester with LCD screen and audible beeps.

J6476E
(Pg. 507)

Female square drive.

Male 6 point drive (use with 27mm socket).



J6478E

ACCESSIBILITY + ACCURACY = PRECISION TORQUE

From torque tools to testers, PROTO® offers a complete range of solutions to help deliver accuracy and safety in industrial environments.

BREADTH OF LINE



Micrometer
Torque Wrenches



Electronic
Torque Wrenches



Dial
Torque Wrenches



Interchangeable Heads



Torque Screwdrivers



Torque Adapters



Torque Multipliers



Torque Testers



and more

TORQUE WRENCH CERTIFICATION OPTIONS

All Proto micrometer torque wrenches are certified and calibrated mechanically in the horizontal position with CXCERT versions including documents traceable to N.I.S.T.

Proto® Calibration

	C		CXCERT	
Designation	ASME B107.14-2004		T.O.33K6-4-2193-1	
Standard	CW +/- 4% CCW +/- 6%		CW +/- 4% CCW +/- 6%	
Accuracy	Mechanical Load Horizontal Position		Mechanical Load Horizontal Position	
Calibration Technique	Mechanical Load Horizontal Position		Mechanical Load Horizontal Position	



PRECISION 90 MICROMETER TORQUE WRENCHES

- › Full polish wrenches meet and exceed stringent aerospace specification AS4984A which requires tools to have a thicker nickel-chrome coating for greater corrosion-resistance.
- › Calibrated to +/- 4% clockwise direction and +/- 6% and counter clockwise direction at 20% to 100% of full scale.
- › Calibration is accomplished by mechanical loading of each wrench in a horizontal position and performing at 20%, 60%, and 100% of maximum instrument capacity.
- › Manufactured to meet standard industrial torque applications, general industry, heavy equipment, and maintenance.
- › 90 tooth count head allows for 4 degree arc swing, to help improve accessibility and efficiency.



Product #	Drive Size (in)	Torque Range (in-lbs)	Head Width (in)	Head Depth (in)	Overall Length (in)	Weight (lbs)	Storage Case
J6062HTC	1/4	40-200	1/2	1-1/8	11-3/8	2.60	J6006PBF
J6064HTC	3/8	40-200	1/2	1-1/8	11-3/8	2.70	J6006PBF

SAE AS4984A ASME B107.300-2010

PRECISION 90 MICROMETER TORQUE WRENCHES

PRECISION 90

Contoured, ergonomically designed handle for comfort.

Small, pear head design for access in tight, hard-to-reach work areas.

Knurled bands allow for increased grip and slip resistance.

90 tooth count allows for 4° arc swing, to help improve accessibility and efficiency.

Low profile reversing lever design for quick, one hand operation.

FIXED HEAD MICROMETER TORQUE WRENCHES - IN-LBS

- Full polish wrenches meet and exceed stringent aerospace specification AS4984A which requires tools to have a thicker nickel-chrome coating for greater corrosion-resistance.
- Calibrated to +/- 4% clockwise direction and +/- 6% and counter clockwise direction at 20% to 100% of full scale.
- Calibration is accomplished by mechanical loading of each wrench in a horizontal position and performing at 20%, 60%, and 100% of maximum instrument capacity.
- Manufactured to meet precision/highly accurate applications such as military and aerospace.
- Certification documents are traceable to N.I.S.T. (National Institute of Technology) (CXCERT only).



C Series	CXCERT Series	Drive Size (in)	Torque Range (in-lbs)	Increments (in-lbs)	Head Width (in)	Head Depth (in)	Overall Length (in)	Weight (lbs)	Storage Case
J6061C	J6061CXCERT	1/4	40-200	1	25/32	3/4	11-45/64	2.60	J6006PBF
J6063C	J6063CXCERT	3/8	40-200	1	25/32	7/8	11-45/64	2.60	J6006PBF
J6065C	J6065CXCERT	3/8	200-1000	5	55/64	7/8	15-13/64	3.00	J6006PBF

SAE AS28431B ASME B107.300-2010 

FIXED HEAD MICROMETER TORQUE WRENCHES - FT-LBS

- Full polish wrenches meet and exceed stringent aerospace specification AS4984A which requires tools to have a thicker nickel-chrome coating for greater corrosion-resistance.
- Calibrated to +/- 4% in clockwise direction and +/- 6% counter clockwise direction at 20% to 100% of full scale.
- Manufactured to meet standard industrial torque applications, general industry, heavy equipment, and maintenance.
- Calibration is accomplished by mechanical loading of each wrench in a horizontal position and performing at 20%, 60%, and 100% of maximum instrument capacity.



Product #	Drive Size (in)	Torque Range (ft-lbs)	Increments (ft-lbs)	Head Width (in)	Head Depth (in)	Overall Length (in)	Weight (lbs)	Storage Case
J6005C	3/8	16-80	0.50	55/64	7/8	15-13/54	3.00	J6006PBF
J6013C	1/2	50-250	1	1-1/8	1-7/32	26-23/32	5.90	J6014PBF
J6015C	1/2	30-150	1	1-1/8	1-7/32	21-1/8	5.00	J6014PBF
J6017B	3/4	120-600	2	1-7/8	1-7/8	41-11/64	15.50	J6007PB

SAE AS28431B ASME B107.300-2010 

FIXED HEAD MICROMETER TORQUE WRENCH 200-1000 FT-LBS

- Includes an extension handle.
- Torque wrench is 40" long. Weight and over all length are for torque wrench with the extension handle.
- Packaged in a metal box for easy storage.
- Calibrated $\pm 4\%$ of torque reading clockwise and $\pm 6\%$ counter clockwise at 20% to 100% of full scale.
- Certified wrenches to $\pm 2\%$ one direction are available upon request.



Product #	Drive Size (in)	Torque Range (ft-lbs)	Increments (ft-lbs)	Head Width (in)	Head Depth (in)	Overall Length (in)	Weight (lbs)
J6023	1	200-1000	5	1-7/8	2-1/4	69	24.50


JIS B4650 ISO 6789 T033K6-4-2193-1 AS28431 ASME B107.14M 

FIXED HEAD MICROMETER TORQUE WRENCH 400-2000 FT-LBS

- Includes two extension handles, each 43" long.
- Torque wrench is 34-1/4" long. Weight and overall length are for torque wrench assembled with both extension handles.
- Calibrated $\pm 4\%$ of torque reading clockwise at 20% to 100% of full scale.



Product #	Drive Size (in)	Torque Range (ft-lbs)	Increments (ft-lbs)	Head Width (in)	Head Depth (in)	Overall Length (in)	Weight (lbs)
J6025	1	400-2000	10	3-1/16	4-1/8	107-1/2	53.10

JIS B4650 ISO 6789 T033K6-4-2193-1 AS28431 ASME B107.14M 



RATCHETING HEAD MICROMETER TORQUE WRENCHES - IN-LBS

- ▶ Calibrated to +/- 4% clockwise direction and +/- 6% and counter clockwise direction at 20% to 100% of full scale.
- ▶ Calibration is accomplished by mechanical loading of each wrench in a horizontal position and performing at 20%, 60%, and 100% of maximum instrument capacity.
- ▶ Manufactured to meet precision/highly accurate applications such as military and aerospace.

- ▶ Certification documents are traceable to N.I.S.T. (National Institute of Technology) (CXCERT only).



C Series	CXCERT Series	Drive Size (in)	Torque Range (in-lbs)	Increments (in-lbs)	Head Width (in)	Head Depth (in)	Overall Length (in)	Weight (lbs)	Storage Case	Repair Kit
J6060A	-	1/4	10-50	1	1-1/16	7/8	9-1/2	1.20	J6006PBF	J6062RK
J6062C	J6062CXCERT	1/4	40-200	1	1-1/32	3/4	11-7/8	2.60	J6006PBF	J6062RK
J6064C	J6064CXCERT	3/8	40-200	1	1-1/32	7/8	11-7/8	2.60	J6006PBF	J6064RK
J6066C	J6066CXCERT	3/8	200-1000	5	1-7/16	1-1/64	15-1/2	3.00	J6006PBF	J6006RK
J6068C	-	1/2	360-1800	10	1-7/8	1-13/32	21-1/2	5.00	J6014PBF	J6014RK
J6072C	J6072CXCERT	1/2	600-3000	10	1-7/8	1-13/32	27-1/8	5.90	J6014PBF	J6014RK

ASME B107.14M

RATCHETING HEAD MICROMETER TORQUE WRENCHES - FT-LBS

- ▶ Calibrated to +/- 4% clockwise direction and +/- 6% and counter clockwise direction at 20% to 100% of full scale.
- ▶ Calibration is accomplished by mechanical loading of each wrench in a horizontal position and performing at 20%, 60%, and 100% of maximum instrument capacity.
- ▶ Manufactured to meet precision/highly accurate applications such as military and aerospace.

- ▶ Certification documents are traceable to N.I.S.T. (National Institute of Technology) (CXCERT only).



C Series	CXCERT Series	Drive Size (in)	Torque Range (ft-lbs)	Increments (ft-lbs)	Head Width (in)	Head Depth (in)	Overall Length (in)	Weight (lbs)	Storage Case	Repair Kit
J6006C	J6006CXCERT	3/8	16-80	0.50	1-7/16	1-1/64	15-1/2	3.00	J6006PBF	J6006RK
J6012C	-	3/8	20-100	0.50	1-7/16	1-1/64	17	3.30	J6006PBF	J6006RK
J6008C	J6008CXCERT	1/2	16-80	0.50	1-7/16	1-7/32	15-1/2	3.00	J6006PBF	J6008RK
J6016C	J6016CXCERT	1/2	30-150	1	1-7/8	1-13/32	21-1/2	5.00	J6014PBF	J6014RK
J6014C	J6014CXCERT	1/2	50-250	1	1-7/8	1-13/32	27-1/8	5.90	J6014PBF	J6014RK
J6018AB	J6018CXCERT	3/4	60-300	2	2-5/8	2-1/16	32-23/32	14.00	J6007PB	J6018RK
J6020AB	J6020CXCERT	3/4	120-600	2	2-5/8	2-1/16	41-9/16	15.50	J6007PB	J6018RK
J6022B	-	1	140-700	2	2-5/8	2-5/16	46-27/32	20.50	J6007PB	J6022RK

ASME B107.14M

RATCHETING HEAD MICROMETER TORQUE WRENCHES - NM

- ▶ Calibrated to +/- 4% clockwise direction and +/- 6% counter clockwise direction at 20% to 100% of full scale.
- ▶ Calibration is accomplished by mechanical loading of each wrench in a horizontal position and performing at 20%, 60%, and 100% of maximum instrument capacity.

- ▶ Manufactured to meet standard industrial torque applications, general industry, heavy equipment, and maintenance.



Product #	Drive Size (in)	Torque Range (Nm)	Increments (Nm)	Torque Range (ft-lbs)	Increments (ft-lbs)	Head Width (in)	Head Depth (in)	Overall Length (in)	Weight (lbs)	Storage Case	Repair Kit
J6006MC	3/8	16-80	0.5	-	-	1-7/16	1-1/64	15-1/2	3.00	J6006PBF	J6006RK
J6006NMC*	3/8	16-80	0.5	11.1-62.7	0.5	1-7/16	1-1/64	15-1/2	3.00	J6006PBF	J6006RK
J6016MC	1/2	40-200	1	-	-	1-7/8	1-13/32	21-1/2	5.00	J6014PBF	J6014RK
J6016NMC*	1/2	40-200	1	33.2-151.2	1	1-7/8	1-13/32	21-1/2	5.00	J6014PBF	J6014RK
J6014MC	1/2	70-350	1	-	-	1-7/8	1-13/32	27-1/8	5.90	J6014PBF	J6014RK
J6014NMC*	1/2	70-350	1	55.3-261.8	1	1-7/8	1-13/32	27-1/8	5.90	J6014PBF	J6014RK
J6020NM	3/4	160-800	4	-	-	2-5/8	2-1/16	41-9/16	15.50	J6007PB	J6018RK

*Dual increment indicators

ASME B107.14M

RATCHET HEAD REPAIR KITS - TORQUE WRENCH



- ▶ 1/4" to 1" ratchet wheels made from alloy steel for uncompromising strength and durability.
- ▶ Field repair your torque wrench ratchet head easily with the corresponding repair kit.

Product #	Drive Size (in)	Use With	Weight (lbs)
J6062RK	1/4	J6062C, J6062CXCERT	0.06
J6064RK	3/8	J6064C, J6064CXCERT	0.07
J6006RK	3/8	J6006C, J6006CXCERT, J6006MC, J6006NMC, J6012C, J6066C, J6066CXCERT	0.18
J6014RK	1/2	J6014C, J6014CXCERT, J6014MC, J6014NMC, J6016C, J6016CXCERT, J6016MC, J6016NMC, J6068C, J6072C, J6072CXCERT	0.37
J6008RK	1/2	J6008C, J6008CXCERT	0.19
J6018RK	3/4	J6018AB, J6018CXCERT, J6020AB, J6020CXCERT, J6020NM	1.36
J6022RK	1	J6022B	1.51

DIAL TORQUE WRENCHES - IN-LBS/CM-KG

- ▶ 6-30 in-lbs thru 120-600 in-lbs / 7-35 cm kg thru 140-700 cm kg.
- ▶ Accurate to ± 4% of torque reading in both directions at 20% to 100% of full scale.
- ▶ Industrial all steel or aluminum torque transfer components.
- ▶ High alloy torsion drive design — accuracy not effected by hand position.
- ▶ Dual scale (English/Metric) with clockwise and counterclockwise operation — fewer wrenches needed to complete job.
- ▶ Memory needles are standard on all wrenches except electric light models.
- ▶ Easy-to-read, high contrast scale.
- ▶ Laser marked serial number for traceability.
- ▶ N.I.S.T. (National Institute of Standards and Technology) traceable CW certification supplied with each wrench.



Product #	Certified Series	Drive Size (in)	Torque Range (metric)	Torque Range (in-lbs)	Increments (in-lbs)	Overall Length (in)	Weight (lbs)
J6168F	-	1/4	7-35 cm kg	6-30	0.5	10	1.00
J6169F	J6169FCERT	1/4	18-90 cm kg	15-75	1	10	1.40
J6177F	-	3/8	56-280 cm kg	50-250	5	10	1.30
J6181F	-	3/8	140-700 cm kg	120-600	10	10	2.20

JIS B4650 ISO 6789 ASME B107.14M

DIAL TORQUE WRENCHES - FT-LBS/MKG

- ▶ Accurate to ± 4% of torque reading in both directions at 20% to 100% of full scale.
- ▶ Industrial all steel or aluminum torque transfer components.
- ▶ High alloy torsion drive design — accuracy not effected by hand position.
- ▶ Dual scale (English/Metric) with clockwise and counterclockwise operation — fewer wrenches needed to complete job.
- ▶ Memory needles are standard on all wrenches except electric light models.
- ▶ Easy-to-read, high contrast scale.
- ▶ Laser marked serial number for traceability.
- ▶ N.I.S.T. (National Institute of Standards and Technology) traceable CW certification supplied with each wrench.



Product #	Drive Size (in)	Torque Range (metric)	Torque Range (ft-lbs)	Increments (ft-lbs)	Overall Length (in)	Weight (lbs)
J6113F	3/8	1.4-7 mkg	10-50	1	10-1/4	2.20
J6121F	1/2	5-24 mkg	35-175	5	21-1/2	4.00
J6125F	1/2	7-35 mkg	50-250	5	21-1/2	3.80
J6134F	3/4	-	70-350	10	27-7/8	7.10
J6133F[†]	3/4	16-80 mkg	120-600	10	46-1/2	9.90
J6141F[†]	1	28-140 mkg	200-1000	20	74-1/4	27.00
J6149F^{††}	1	56-280 mkg	400-2000	40	110-3/4	48.00

[†]Includes one removable extension handle

^{††}Includes five removable extension handles with electric LED and buzzer

JIS B4650 ISO 6789 ASME B107.14M



DIAL TORQUE WRENCHES - NM/IN-LBS, FT-LBS

- › 2-10 Nm thru 50-250 Nm / 18-90 in-lbs thru 35-175 ft-lbs
- › Accurate to $\pm 4\%$ of torque reading in both directions at 20% to 100% of full scale.
- › Industrial all steel or aluminum torque transfer components.
- › High alloy torsion drive design — accuracy not effected by hand position.
- › Dual scale (Metric/English) with clockwise and counterclockwise operation — fewer wrenches needed to complete job.
- › Memory needles are standard on all wrenches except electric light models.
- › Easy-to-read, high contrast scale.
- › Laser marked serial number for traceability.
- › N.I.S.T. (National Institute of Standards and Technology) traceable CW certification supplied with each wrench.




Product #	Certified Series	Drive Size (in)	Torque Range (ft-lbs)	Torque Range (in-lbs)	Torque Range (Nm)	Increments (Nm)	Overall Length (in)	Weight (lbs)
J6169NMF	—	1/4	—	18-90	2-10	0.2	10	1.30
J6177NMF	J6177NMF CERT	3/8	—	50-250	6-30	0.5	10	1.50
J6113NMF	—	3/8	10-50	—	14-70	2	14-7/8	2.10
J6121NMF	—	1/2	35-175	—	50-250	5	21-1/2	4.00

ASME B107.14M

DIAL ELECTRONIC TORQUE WRENCHES - IN-LBS, FT-LBS

- › Extended operation range in Ft-lb, In-lb and Nm units.
- › Precision Accuracy: $+ / - 1\%$ in BOTH directions.
- › Accuracy valid from 10% to 100% of full scale.
- › Large easy to read digits.
- › Patented rotary bezel. LCD and key pad rotate both ways, up to 359 degrees for easy viewing.
- › Torque target zone adjustable 1% to 10% indicates when the desired torque limit is approaching.
- › Yellow light indicates the low end of the zone
- › Green light and buzzer sounds when the target is reached
- › Red Light with intermittent buzzer indicates over-torqued
- › One button target torque setting.
- › Ergonomically designed for user comfort.
- › Operates on standard 9 volt battery.
- › Torsion drive strain gauge technology improves accuracy.
- › Users can pull on the handle anywhere and still maintain accuracy.
- › Built on durable chrome body (not painted) with nylon-6 rotary bezel.
- › Rotary dial is shrouded with metal walls to protect display.
- › Peak, hold and track modes standard.
- › Fast sampling rate helps maintain high accuracy during torque applications.
- › Easy to use by production line or quality control inspector.
- › Meets or exceeds ASME B107.28



Product #	Drive Size (in)	Torque Range (ft-lbs)	Increments (ft-lbs)	Torque Range (in-lbs)	Increments (in-lbs)	Torque Range (nm)	Increments (nm)	Width (in)	Height (in)	Overall Length (in)	Weight (lbs)
J6339	1/4	0.63-6.25	0.01	7.5-75	0.01	0.84-8.47	0.01	3	2-1/2	11	1.40
J6342	1/4	0.83-8.33	0.01	10-100	0.10	1.11-11.13	0.01	3	2-1/2	11	1.40
J6345	3/8	2.1-21	0.01	25-250	0.10	2.8-28.2	0.01	3	2-1/2	11	1.40
J6345A	3/8	5-50	0.01	60-600	0.10	6.78-67.8	0.1	3	2-1/2	11	1.40
J6345B	1/2	10-100	0.01	120-1200	1.00	13.3-133.5	0.1	3	4	22	2.80
J6346	1/2	25-250	0.10	300-3000	1.00	33.8-338	0.1	3	4	22	2.80
J6347	3/4	60-600	0.10	720-7200	1.00	81-813	0.1	3	4	22	2.80
J6349	1	100-1000	—	—	—	140-1400	—	4	5	77	20.00
J6351	1	200-2000	—	—	—	271-2700	—	4	5	125	46.00

ASME B107.28

ELECTRONIC SMART TORQUE WRENCHES - FT-LBS

- ▶ Connected Bluetooth Torque Wrench allows for fast, easy and accurate torque setting.
- ▶ App control for advanced features to set torque target, help reduce errors and record measurements for audit.
- ▶ Torque history data transfer through mobile application.
- ▶ Digital Torque Wrench with 2% accuracy CW/CCW and Angle measurement +/- 1 degree.
- ▶ Calibration status reporting to ASME or user defined schedule.
- ▶ Includes protective Blow Mold Case, fast 2A charger, micro USB cable, charging dock, manual and calibration certificate.



Product #	Drive Size (in)	Torque Range (ft-lbs)	Increments (ft-lbs)	Torque Range (in-lbs)	Increments (in-lbs)	Torque Range (NM)	Overall Length (in)	Weight (lbs)
J6110BT	1/4	1-22	0.10	12-264	0.10	1.5-30	17-1/8	2.32
J6112BT	3/8	5-100	0.10	60-1200	0.10	6.70-135	17-1/5	2.75
J6114BT	1/2	25-250	0.10	300-3000	0.10	17-340	32-7/25	3.94

SMART TORQUE WRENCHES

Haptic feedback, positive mechanical click and LED lights for precise control of applied torque.

OLED display for clear indication of status vs. target.

Square profiled rubber bumper to help prevent roll-away and reduce drop.

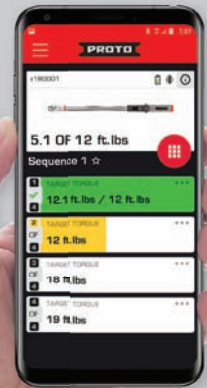
Charging dock

Micro USB cable



Included software allows for:

- ▶ Fast setting of torque or angle.
- ▶ Single or multi-pass sequences creation.
- ▶ Unit conversion.
- ▶ View of real-time results via app software.
- ▶ Data transfer for auditing.



For more information, please contact your local sales representative.

ELECTRONIC TORQUE WRENCHES - FT-LBS

- ▶ LCD screen with visual alert lights and audible tone.
- ▶ Measuring units: Nm, ft-lb, in-lb, and kg-cm.
- ▶ Accurate to +/-2% CW and +/- 3% CCW of torque reading at 20% to 100%.
- ▶ Operation modes include Peak or Follow mode.
- ▶ 9 presets available.
- ▶ 36-tooth ratcheting head.
- ▶ Data memory size of 50.
- ▶ Includes blow mold case, 2x AA batteries and calibration certificate.



Product #	Drive Size (in)	Torque Range (ft-lbs)	Increments (ft-lbs)	Torque Range (in-lbs)	Increments (in-lbs)	Width (in)	Height (in)	Overall Length (in)	Weight (lbs)	Battery Type
J6012E	3/8	5-99	0.10	60-1188	1	1-41/34	1-41/64	16-19/64	4.30	AA
J6014E	1/2	12.5-250	0.10	150-3000	1	1-41/34	1-41/64	25-19/32	6.40	AA

ASME B107.28



ELECTRONIC FLEX HEAD TORQUE WRENCHES - FT-LBS

- › LCD screen with visual alert lights and audible tone.
- › Measuring units: Nm, ft-lb, in-lb, and kg-cm.
- › Accurate to +/-2% CW and +/- 3% CCW of torque reading at 20% to 100%.
- › Operation modes include Peak or Follow mode.
- › 9 presets available.
- › 36-tooth ratcheting flex head.
- › Data memory size of 50.
- › Includes blow mold case, 2x AA batteries and calibration certificate.



Product #	Drive Size (in)	Torque Range (ft-lbs)	Increments (ft-lbs)	Torque Range (in-lbs)	Increments (in-lbs)	Overall Length (in)	Weight (lbs)	Battery Type
J6061EFX	1/4	1.1-22	0.01	12-264	0.10	15-19/32	4.00	AA
J6012EFX	3/8	5-99	0.10	60-1188	1	16-45/64	4.10	AA
J6014EFX	1/2	12.5-250	0.10	150-3000	1	25-51/64	6.40	AA

ASME B107.28

ELECTRONIC ANGLE TORQUE WRENCHES - FT-LBS

- › LCD screen with visual alert lights and audible tone.
- › Measuring units: Nm, ft-lb, in-lb, and kg-cm.
- › Accurate to +/-2% CW and +/- 3% CCW of torque reading at 20% to 100%.
- › Angle Accuracy: +/- 2° (rotating 90° at speed of 30° per second).
- › Operation modes include Peak or Follow mode.
- › 9 presets available.
- › 36-tooth ratcheting head (J6012EA) and 48-tooth ratcheting head (J6020EA).
- › Data memory size of 50.
- › Includes blow mold case, 2x AA batteries and calibration certificate.



Product #	Drive Size (in)	Torque Range (ft-lbs)	Increments (ft-lbs)	Torque Range (in-lbs)	Increments (in-lbs)	Overall Length (in)	Weight (lbs)	Battery Type
J6012EA	3/8	5-99	0.1	60-1188	1	48-1/32	4.10	AA
J6020EA	3/4	30-600	0.1	360-7200	1	16-47/64	12.10	AA

ASME B107.28

ELECTRONIC FIXED RATCHETING HEAD TORQUE WRENCHES

- › Accuracy of +/- 2% of indicated value in both clockwise and counter clockwise directions.
- › Broad accuracy range extends from 10% of Full Scale to 100% of Full Scale to help reduce the number of torque wrenches required.
- › Ninety-nine "on-board" memory storage locations help improve efficiency when taking multiple torque readings.
- › Three units of measure are available (Ft-lb, In-lb, and Nm).
- › Three operating modes: Track Mode, Peak Hold and Auto Clear.
- › Fast sampling rate helps maintain high accuracy during torque applications.
- › Torque wrench head rotates to allow for easy viewing of LCD display.
- › Easy to read LCD Display with large digits.
- › 3-way Red/Green/Yellow lights.
 - › Yellow light appears at the low end of the zone.
 - › Green light appears and buzzer sounds when the target is reached.
 - › Red light appears with intermittent buzzer when it is over torqued.
- › An audible buzzer helps identify when desired torque target zones are approaching and met.
- › Target torque zone is adjustable from 1% to 10% of targeted torque value.
- › Fixed ratcheting head features a robust 24 tooth design with 15° arc swing, alloy steel drive gear for strength and durability, low profile for easy access and a reversing lever design for quick, one handed operation.
- › Ergonomically designed, comfortable cushion grip.
- › Meets or exceeds ASME B107.28
- › N.I.S.T. traceable certificate included.



Product #	Size (in)	Drive Size (in)	Torque Range (ft-lbs)	Torque Range (in-lbs)	Increments (ft-lbs)	Increments (in-lbs)	Width (in)	Height (in)	Overall Length (in)	Weight (lbs)	Battery Type	Repair Kit
JH4-250RB	27/64	1/4	2.1-20.8	25-250	0.01	0.10	1-3/4	2	20-1/2	2.50	4 AA included	JH4-250RBRK
JH5-100FRB	9/16	3/8	10-100	120-1200	0.10	1.00	1-3/4	2	20-1/2	2.70	4 AA included	JH5-100FRBRK
JH7-250FRB	47/64	1/2	25-250	300-3000	0.10	1.00	1-3/4	2	27-3/4	3.30	4 AA included	JH7-250FRBRK

ASME B107.28

ELECTRONIC TORQUE WRENCH SOFTWARE & USB CONNECTION INTERFACE

- › Proto® Software allows for full two-way communication between the torque wrench or tester and a laptop or desktop computer.
- › Add-on the software and plug in the cable for full computer interface.
- › All data captured by the torque wrench can be downloaded directly into a spreadsheet: either all at once from on-board memory or one reading at a time.
- › Control all settings on the torque wrench from the wrench or computer.
- › Software includes CD and connection cable which interfaces with computer's USB connection.
- › Compatible with Windows XP.



Product #	Width (in)	Height (in)	Overall Length (in)	Use With	Weight (lbs)
JH6000SW	5	1-3/4	5	JH4-250, JH4-250R, JH5-100F, JH5-100FR, JH7-250F, JH7-250FR, J6470-C, J6472-C, J6474-C, J6476-C, J6478-C	0.60



ELECTRONIC INTERCHANGEABLE HEAD TORQUE WRENCH ASSEMBLIES

- › Full interface with Proto® Interchangeable Head Attachments.
- › Accuracy of +/- 2% of indicated value in both clockwise and counter clockwise directions.
- › Broad accuracy range extends from 10% to 100% of Full Scale to help reduce the number of torque wrenches required.
- › Ninety-nine "on-board" memory storage locations help improve efficiency when taking multiple torque readings.
- › Three units of measure are available (Ft-lb, In-lb, and Nm).
- › Three operating modes: Track Mode, Peak Hold and Auto Clear.
- › Fast sampling rate helps maintain high accuracy during torque applications.
- › Torque wrench head rotates to allow for easy viewing of LCD display.
- › Easy to read LCD Display with large digits.
- › 3-way Red/Green/Yellow lights.
- › Yellow light appears at the low end of the zone.
- › Green light appears and buzzer sounds when the target is reached.
- › Red light appears with intermittent buzzer when it is over torqued.
- › Audible buzzer helps identify when desired torque target zones are approaching and met.
- › Target torque zone is adjustable from 1% to 10% of targeted torque value.
- › Meets or exceeds ASME B107.28



Product #	Tang Size	Torque Range (ft-lbs)	Torque Range (in-lbs)	Increments (ft-lbs)	Increments (in-lbs)	Width (in)	Height (in)	Overall Length (in)	Weight (lbs)
JH4-250	H4	2.1-20.8	25-250	0.01	0.10	1-3/4	2	17-1/4	2.20
JH5-100F	H5	10-100	120-1200	0.10	1.00	1-3/4	2	17-1/4	2.40
JH7-250F	H7	25-250	300-3000	0.10	1.00	1-3/4	2	23	3.00

ASME B107.28

MICROMETER INTERCHANGEABLE HEAD TORQUE WRENCH ASSEMBLIES

- › Full interface with Proto® Interchangeable Head Attachments.
- › Accuracy of +/-4% CW and +/-6% CCW.
- › Two sizes available.
- › Meets or exceeds ASME B107.14M specification.



Product #	Tang Size	Torque Range (ft-lbs)	Increments (ft-lbs)	Width (in)	Height (in)	Overall Length (in)	Weight (lbs)
JH5-6006C	H5	16-80	0.50	1-1/4	1-1/4	15	2.50
JH7-6014C	H7	50-250	1.00	1-1/2	1-1/2	26	4.70

ASME B107.14M

PRE-SET INTERCHANGEABLE HEAD TORQUE WRENCH ASSEMBLIES

- › Full interface with Proto® Interchangeable Head Attachments.
- › Accuracy of +/-4% CW and +/-6% CCW.
- › Pre-set for fixed and repeatable torque applications.
- › Click-type operation for audible click.
- › Soft, comfortable grip.



Product #	Tang Size	Torque Range (ft-lbs)	Torque Range (in-lbs)	Width (in)	Height (in)	Overall Length (in)	Weight (lbs)
JH4-150PS	H4	-	50-150	1-1/2	1-1/2	6	0.70
JH4-50FPS	H4	10-50	-	1-1/2	1-1/2	11	1.30
JH5-150FPS	H5	45-150	-	1-1/2	1-1/2	19-1/4	2.25
JH5-200FPS	H5	45-200	-	1-1/2	1-1/2	23-1/4	2.30

ASME B107.14M



1/4" DRIVE RATCHET TORQUE WRENCH HEAD - H4 TANG

- › Fixed ratcheting head with a robust 24 tooth design with 15° arc swing.
- › Alloy steel drive gear for strength and durability.
- › Low profile for easy access.
- › Reversing lever design for quick, one handed operation.



Product #	Drive Size (in)	Width (in)	Height (in)	Overall Length (in)	Weight (lbs)
JH4-14R	1/4	1-1/16	23/32	3-1/4	0.20

Use With: JH4-250, JH4-150PS 

OPEN END TORQUE WRENCH HEADS - H4 TANG

- › Open end is angled to 15° to help keep shank clear of obstructions helping to improve access.



Product #	INCH	MM	Width (in)	Height (in)	Overall Length (in)	Weight (lbs)
JH4-12	3/8	–	27/32	7/16	3-1/16	0.08
JH4-14	7/16	–	15/16	7/16	3-1/32	0.09
JH4-16	1/2	–	1-1/16	7/16	3-3/32	0.11
JH4-18	9/16	–	1-7/32	7/16	3-5/32	0.13
JH4-10M	–	10	27/32	7/16	3-1/16	0.08
JH4-11M	–	11	15/16	7/16	3-1/32	0.09
JH4-12M	–	12	1-1/32	7/16	3-1/16	0.10
JH4-13M	–	13	1-1/16	7/16	3-3/32	0.11
JH4-14M	–	14	1-7/32	7/16	3-5/32	0.13


Use With: JH4-250, JH4-150PS, JH4-50FPS 

BOX END TORQUE WRENCH HEADS - H4 TANG

- › The Proto® TorquePlus™ Design, a high performance drive configuration which allows for quick and easy wrench engagement with the fastener flats, not the corners.
- › 12 point box end allows for fine indexing, helping to improve speed and access.
- › Fits 4, 6 and 12 point fasteners.
- › Indexed to 7.5° to help keep shank clear of obstructions by allowing the user to flip the wrench over to continue turning the fastener.
- › Countersunk on both sides to allow for easy application to the fastener.



Product #	INCH	MM	Width (in)	Height (in)	Overall Length (in)	Weight (lbs)
JH4-12B	3/8	–	19/32	7/16	3-1/32	0.08
JH4-14B	7/16	–	21/32	7/16	3-1/16	0.08
JH4-16B	1/2	–	25/32	7/16	3-1/8	0.11
JH4-18B	9/16	–	27/32	7/16	3-5/32	0.12
JH4-10MB	–	10	19/32	7/16	3-1/32	0.07
JH4-11MB	–	11	21/32	7/16	3-1/16	0.08
JH4-12MB	–	12	23/32	7/16	3-3/32	0.09
JH4-13MB	–	13	25/32	7/16	3-1/8	0.10
JH4-14MB	–	14	27/32	7/16	3-5/32	0.12

Use With: JH4-250, JH4-150PS, JH4-50FPS 

3/8" DRIVE RATCHET TORQUE WRENCH HEAD - H5 TANG

- › Fixed ratcheting head with a robust 24 tooth design with 15° arc swing.
- › Alloy steel drive gear for strength and durability.
- › Low profile for easy access.
- › Reversing lever design for quick, one handed operation.



Product #	Drive Size (in)	Width (in)	Height (in)	Overall Length (in)	Weight (lbs)
JH5-38R	3/8	1-7/16	1	4-3/32	0.47

Use With: JH5-100F, JH5-6006C, JH5-150FPS, JH5-200FPS

OPEN END TORQUE WRENCH HEADS - H5 TANG

- › Open end is angled to 15° to help keep shank clear of obstructions helping to improve access.



Product #	INCH	MM	Width (in)	Height (in)	Overall Length (in)	Weight (lbs)
JH5-14	7/16	–	15/16	5/8	3-21/32	0.14
JH5-16	1/2	–	1-1/16	5/8	3-3/4	0.16
JH5-18	9/16	–	1-7/32	5/8	3-13/16	0.18
JH5-20	5/8	–	1-5/16	5/8	3-27/32	0.21
JH5-22	11/16	–	1-7/16	5/8	3-7/8	0.23
JH5-24	3/4	–	1-19/32	5/8	3-15/16	0.27
JH5-26	13/16	–	1-23/32	5/8	3-31/32	0.31
JH5-28	7/8	–	1-27/32	5/8	4	0.34
JH5-11M	–	11	15/16	5/8	3-21/32	0.14
JH5-12M	–	12	1-1/32	5/8	3-23/32	0.15
JH5-13M	–	13	1-1/16	5/8	3-3/4	0.16
JH5-14M	–	14	1-7/32	5/8	3-13/16	0.18
JH5-15M	–	15	1-1/4	5/8	3-13/16	0.19
JH5-16M	–	16	1-5/16	5/8	3-27/32	0.21
JH5-17M	–	17	1-7/16	5/8	3-7/8	0.23
JH5-18M	–	18	1-1/2	5/8	3-29/32	0.25
JH5-19M	–	19	1-19/32	5/8	3-15/16	0.27
JH5-20M	–	20	1-5/8	5/8	3-15/16	0.28
JH5-21M	–	21	1-23/32	5/8	3-31/32	0.31
JH5-22M	–	22	1-27/32	5/8	4	0.34
JH5-23M	–	23	1-29/32	5/8	4-1/16	0.38

Use With: JH5-100F, JH5-6006C, JH5-150FPS, JH5-200FPS



BOX END TORQUE WRENCH HEADS - H5 TANG

- › The Proto® TorquePlus™ Design, a high performance drive configuration which allows for quick and easy wrench engagement with the fastener flats, not the corners.
- › 12 point box end allows for fine indexing, helping to improve speed and access.
- › Fits 4, 6 and 12 point fasteners.
- › Indexed to 7.5° to help keep shank clear of obstructions by allowing the user to flip the wrench over to continue turning the fastener.
- › Countersunk on both sides to allow for easy application to the fastener.



INTERCHANGEABLE TORQUE WRENCH HEADS

Product #	INCH	MM	Width (in)	Height (in)	Overall Length (in)	Weight (lbs)
JH5-14B	7/16	–	21/32	5/8	3-23/32	0.13
JH5-16B	1/2	–	25/32	5/8	3-3/4	0.16
JH5-18B	9/16	–	27/32	5/8	3-25/32	0.17
JH5-20B	5/8	–	15/16	5/8	3-27/32	0.20
JH5-22B	11/16	–	1	5/8	3-7/8	0.22
JH5-24B	3/4	–	1-1/8	5/8	3-15/16	0.25
JH5-26B	13/16	–	1-3/16	5/8	3-31/32	0.28
JH5-28B	7/8	–	1-9/32	5/8	4	0.31
JH5-11MB	–	11	21/32	5/8	3-23/32	0.13
JH5-12MB	–	12	23/32	5/8	3-23/32	0.14
JH5-13MB	–	13	25/32	5/8	3-3/4	0.16
JH5-14MB	–	14	27/32	5/8	3-25/32	0.17
JH5-15MB	–	15	7/8	5/8	3-13/16	0.18
JH5-16MB	–	16	15/16	5/8	3-27/32	0.20
JH5-17MB	–	17	1	5/8	3-7/8	0.22
JH5-18MB	–	18	1-1/16	5/8	3-29/32	0.23
JH5-19MB	–	19	1-1/8	5/8	3-15/16	0.25
JH5-20MB	–	20	1-5/32	5/8	3-31/32	0.27
JH5-21MB	–	21	1-3/16	5/8	3-31/32	0.28
JH5-22MB	–	22	1-9/32	5/8	4	0.31
JH5-23MB	–	23	1-11/32	5/8	4-1/16	0.36

Use With: JH5-100F, JH5-6006C, JH5-150FPS, JH5-200FPS



1/2" DRIVE RATCHET TORQUE WRENCH HEAD - H7 TANG

- › Fixed ratcheting head with a robust 24 tooth design with 15° arc swing.
- › Alloy steel drive gear for strength and durability.
- › Low profile for easy access.
- › Reversing lever design for quick, one handed operation.



Product #	Drive Size (in)	Width (in)	Height (in)	Overall Length (in)	Weight (lbs)
JH7-12R	1/2	1-27/32	1-13/32	5-7/8	1.08

Use With: JH7-250F, JH7-6014C



OPEN END TORQUE WRENCH HEADS - H7 TANG

- Open end is angled to 15° to help keep shank clear of obstructions helping to improve access.




Product #	INCH	MM	Width (in)	Height (in)	Overall Length (in)	Weight (lbs)
JH7-18	9/16	–	1-7/32	13/16	5-3/8	0.32
JH7-20	5/8	–	1-5/16	13/16	5-13/32	0.35
JH7-22	11/16	–	1-7/16	13/16	5-7/16	0.38
JH7-24	3/4	–	1-19/32	13/16	5-1/2	0.42
JH7-26	13/16	–	1-23/32	13/16	5-17/32	0.48
JH7-28	7/8	–	1-27/32	13/16	5-9/16	0.51
JH7-30	15/16	–	1-31/32	13/16	5-5/8	0.57
JH7-32	1	–	2-3/32	13/16	5-21/32	0.64
JH7-34	1-1/16	–	2-7/32	13/16	5-23/32	0.71
JH7-36	1-1/8	–	2-11/32	13/16	5-25/32	0.79
JH7-38	1-3/16	–	2-7/16	13/16	5-27/32	0.84
JH7-40	1-1/4	–	2-9/16	13/16	5-27/32	0.93
JH7-42	1-5/16	–	2-21/32	13/16	5-29/32	0.97
JH7-44	1-3/8	–	2-13/16	13/16	5-15/16	1.08
JH7-15M	–	15	1-1/4	13/16	5-3/8	0.33
JH7-16M	–	16	1-5/16	13/16	5-13/32	0.35
JH7-17M	–	17	1-7/16	13/16	5-7/16	0.38
JH7-18M	–	18	1-1/2	13/16	5-15/32	0.40
JH7-19M	–	19	1-19/32	13/16	5-1/2	0.42
JH7-20M	–	20	1-5/8	13/16	5-1/2	0.45
JH7-21M	–	21	1-23/32	13/16	5-17/32	0.48
JH7-22M	–	22	1-27/32	13/16	5-9/16	0.51
JH7-23M	–	23	1-29/32	13/16	5-5/8	0.56
JH7-24M	–	24	1-31/32	13/16	5-5/8	0.57
JH7-25M	–	25	2-3/32	13/16	5-21/32	0.64
JH7-26M	–	26	2-5/32	13/16	5-21/32	0.65
JH7-27M	–	27	2-7/32	13/16	5-23/32	0.71
JH7-28M	–	28	2-7/32	13/16	5-25/32	0.70
JH7-29M	–	29	2-11/32	13/16	5-25/32	0.79
JH7-30M	–	30	2-7/16	13/16	5-27/32	0.84
JH7-32M	–	32	2-9/16	13/16	5-27/32	0.93

Use With: JH7-250F, JH7-6014C



INTERCHANGEABLE HEADS

In the Proto® IHTW System, different heads can be used on the same assembly while maintaining calibration. This assembly can do the same job as three fixed head tools.





BOX END TORQUE WRENCH HEADS - H7 TANG

- › The Proto® TorquePlus™ Design, a high performance drive configuration which allows for quick and easy wrench engagement with the fastener flats, not the corners.
- › 12 point box end allows for fine indexing, helping to improve speed and access.
- › Fits 4, 6 and 12 point fasteners.
- › Indexed to 7.5° to help keep shank clear of obstructions by allowing the user to flip the wrench over to continue turning the fastener.
- › Countersunk on both sides to allow for easy application to the fastener.



INTERCHANGEABLE TORQUE WRENCH HEADS

Product #	INCH	MM	Width (in)	Height (in)	Overall Length (in)	Weight (lbs)
JH7-18B	9/16	–	27/32	13/16	5-11/32	0.31
JH7-20B	5/8	–	15/16	13/16	5-13/32	0.34
JH7-22B	11/16	–	1	13/16	5-7/16	0.36
JH7-24B	3/4	–	1-1/8	13/16	5-1/2	0.40
JH7-26B	13/16	–	1-3/16	13/16	5-17/32	0.45
JH7-28B	7/8	–	1-9/32	13/16	5-9/16	0.48
JH7-30B	15/16	–	1-3/8	13/16	5-5/8	0.55
JH7-32B	1	–	1-15/32	13/16	5-11/16	0.60
JH7-34B	1-1/16	–	1-17/32	13/16	5-23/32	0.66
JH7-36B	1-1/8	–	1-5/8	13/16	5-3/4	0.71
JH7-38B	1-3/16	–	1-3/4	13/16	5-13/16	0.80
JH7-40B	1-1/4	–	1-13/16	13/16	5-27/32	0.82
JH7-42B	1-5/16	–	1-29/32	13/16	5-29/32	0.91
JH7-44B	1-3/8	–	1-31/32	13/16	5-15/16	0.98
JH7-15MB	–	15	7/8	13/16	5-3/8	0.32
JH7-16MB	–	16	15/16	13/16	5-13/32	0.34
JH7-17MB	–	17	1	13/16	5-7/16	0.37
JH7-18MB	–	18	1-1/16	13/16	5-15/32	0.39
JH7-19MB	–	19	1-1/8	13/16	5-1/2	0.40
JH7-20MB	–	20	1-5/32	13/16	5-17/32	0.43
JH7-21MB	–	21	1-3/16	13/16	5-17/32	0.44
JH7-22MB	–	22	1-9/32	13/16	5-9/16	0.48
JH7-23MB	–	23	1-11/32	13/16	5-5/8	0.54
JH7-24MB	–	24	1-3/8	13/16	5-5/8	0.55
JH7-25MB	–	25	1-15/32	13/16	5-11/16	0.61
JH7-26MB	–	26	1-1/2	13/16	5-11/16	0.60
JH7-27MB	–	27	1-17/32	13/16	5-23/32	0.66
JH7-28MB	–	28	1-19/32	13/16	5-23/32	0.66
JH7-29MB	–	29	1-5/8	13/16	5-3/4	0.71
JH7-30MB	–	30	1-3/4	13/16	5-13/16	0.81
JH7-32MB	–	32	1-13/16	13/16	5-27/32	0.82

Use With: JH7-250F, JH7-6014C



TANG SIZES

Match the tang size of the head with the tang size of the wrench.

Tang sizes are not interchangeable.



TORQUE SCREWDRIVERS

- › Calibrated to ± 6% of torque reading, clockwise at 20% to 100% of full scale.
- › Slipping clutch release to prevent overtorque.
- › 1/4" Square to 1/4" Hex Adapter included for use with insert bits (applies to J6107A and J6108A only).
- › Hex key adjustment with supplied tool (J6102A, J6107A, J6108A only).
- › Lock ring (J6104A, J6104ACERT, J6106A, J6106ACERT only).
- › Laser marked easy-to-read scale.
- › N.I.S.T. (National Institute of Standards and Technology) traceable certification supplied with J6104ACERT and J6106ACERT.



J6104ACERT



J6102A



J6108A

Product #	Certified Series	Drive Size (in)	Torque Range (in-lbs)	Increments (in-lbs)	Torque Range (in-oz)	Increments (in-oz)	Width (in)	Height (in)	Overall Length (in)	Weight (lbs)	Country of Origin
J6104A	J6104ACERT	1/4	–	–	20-100	2	1-1/4	1-1/4	6-1/2	1.00	
J6106A	J6106ACERT	1/4	7-36	1	–	–	1-1/4	1-1/4	6-1/2	1.00	
J6102A		1/4			20-100	0.50	15/16	15/16	5-3/8	4.30	Italy
J6107A		1/4	4-22	1			1-9/16	1-9/16	5-7/8	10.20	Italy
J6108A		1/4	16-88	4			1-3/8	1-3/8	6-5/8	14.40	Italy

ASME B107.14M

DIGITAL ANGLE ADAPTER

- › Digital angle value readout.
- › Ultra simple use: autotest and reset upon powering on.
- › Adapter magnetized so it attaches to all types of ratchets.
- › +/-2° accuracy (rotating 90° at speed of 30° / sec).
- › +/-2% clockwise and counter clockwise for torque accuracy.
- › LEDs for easy viewing of results and audible beep when desired level is reached.
- › Buzzer and LED indicator for the 9 pre-settable target torques.
- › 50 data memory for recall and joint torque auditing.
- › Auto Sleep after about 2 minutes idle.
- › Both AAA and rechargeable batteries are compatible.



Product #	Overall Length (in)	Weight (lbs)	Battery Type	Storage Case
J6300TWA	2-9/32	0.50	2 AAA included	J6300PB

ASME B107.28



DIGITAL TORQUE & ANGLE ADAPTERS

- › Torque and angle tightening with one tool: productivity improvement, digital display minimizes reading errors, and delivers high precision.
- › +/-2° (rotating 90° at speed of 30° / sec) for angle accuracy.
- › +/-3% clockwise or +/-4% counter clockwise for torque accuracy.
- › LEDs for easy viewing of results and audible beep when desired level is reached.
- › Buzzer and LED indicator for the 9 pre-settable target torques or angles.
- › Five Units Selectable (N.m, Ft-lb, In-lb, kg-cm, degree).
- › 50 data memory for recall and joint torque-angle auditing.
- › Auto Sleep after about 2 minutes idle.
- › Both AAA and rechargeable batteries are compatible.



Product #	Drive Size (in)	Torque Range (ft-lbs)	Torque Range (in-lbs)	Torque Range (nm)	Overall Length (in)	Weight (lbs)	Battery Type	Storage Case
J6280TA100	3/8	5-99.5	60-1195	6.8-135	3-23/64	0.70	2 AAA included	J6310PB
J6280TA150	1/2	7.4-147.5	88-1770	10-200	3-23/64	0.70	2 AAA included	J6415PB
J6280TA250	1/2	12.5-250.7	150-3009	17-340	3-23/64	0.70	2 AAA included	J6425PB

ASME B107.2B

DIGITAL ADAPTERS & ELECTRONIC TESTERS

ELECTRONIC TORQUE TESTERS

- › Digital torque tester with LCD screen and audible beeps.
- › Main power with adapter.
- › Accurate to +/- 1% CW / +/- 3% CCW.
- › Measuring Units: ft-lbs, in-lbs, and Nm.
- › Operation modes include Peak, Hold and Dial modes.
- › Include blow mold case with AC/DC adapter, manual and calibration certificate.
- › Width (in): 5-19/32
- › Height (in): 3-1/2
- › Overall Length (in): 6-13/32

J6478E

Male 6 point drive
(use with 27mm socket).



Female square drive.

J6476E

Product #	Drive Size (in)	Drive Size (mm)	Torque Range (ft-lbs)	Torque Range (in-lbs)	Weight (lbs)
J6470E	1/4	-	.40-4.0	5-50	10.50
J6472E	3/8	-	2-20.8	25-250	11.00
J6474E	3/8	-	5-50	-	11.00
J6476E	1/2	-	25-250	-	11.00
J6478E	-	27 hex	60-600	-	11.60

CALIBRATION BENCH

- ▶ Helps ensure manual and electronic torque wrenches comply with ASME B107.300-2010, which requires calibration every 12 months or 5,000 clicks. Customer specification may exceed this.
- ▶ For use with J657 series sensors.
- ▶ 735 Ft. Lbs capacity.

Product #	Torque Range (ft-lbs)	Width (in)	Height (in)	Overall Length (in)	Weight (lbs)
J657B	1-735	13-1/2	25-13/32	65-3/4	247

CALIBRATION SENSORS

- ▶ ASME compliant torque sensors for accurate check and calibration (ASME B107.300-2010).
- ▶ Calibrated accuracy < 0.5% from 10-100% of the capacity.
- ▶ Includes calibration certificate, fastening screws, manual and appropriate square drive adapter to allow step down in drive size for compatibility.
- ▶ Requires a host PC, running Windows and PROTO® calibration software (free download from torque.protoindustrial.com).

Product #	Drive Size (in)	Torque Range (ft-lbs)	Accuracy	Width (in)	Height (in)	Overall Length (in)	Weight (lbs)
J657-22	1/4	1-22	0.5% from 10-100%	3-1/8	3-1/8	5-3/4	2.66
J657-36	3/8	4-36	0.5% from 10-100%	3-1/8	3-1/8	5-3/4	2.86
J657-295	1/2	15-295	0.5% from 10-100%	3-1/8	3-1/8	5-3/4	2.86
J657-735	3/4	7.5-735	0.5% from 10-100%	4-3/4	4-1/4	6-3/4	10.58

CALIBRATION BENCH & SENSORS

1200:1 gearbox for accuracy during loading.

Adjustable handle pin to align with calibration marks.

Secure frame to maintain dimensional stability.

Tablet and Torque Wrench not included.

Durable aluminum housing.

Includes blow-mold case.

USB connection for power and data.

To access software and user guides, visit Torque.ProtoIndustrial.com



TORQUE MULTIPLIER DISPLAY WRENCHES

- › When placed between the torque multiplier and the fastener, the Proto® Torque Multiplier Display Wrench will display the actual torque applied to the fastener.
- › Precision Accuracy: + / - 1% in BOTH directions.



Product #	Drive Size (in)	Torque Range (ft-lbs)	Increments (ft-lbs)	Torque Range (nm)	Increments (nm)	Width (in)	Height (in)	Overall Length (in)	Weight (lbs)
J6349A	1	100-1000	1	133-1335	1	4	5	14-1/2	15.00
J6352	1	200-2000	1	267-2670	1	4	5	24	15.00



REACTION ARM TORQUE MULTIPLIERS

- › Proto® Torque Multipliers provide overload protection with replaceable output square drives that are designed to twist off at 3%-10% over maximum output capacity.
- › Standard torque accuracy is +/- 5% of reading.
- › Reaction system: tubular reaction bar.
- › Gear system: single stage planetary.
- › Anti-backlash device: self-contained, 3 position.
- › Includes extra male plug.



Product #	Certified Series	Input Drive (in)	Output Drive (in)	Max Rated Input	Max Rated Output	Torque Ratio	Head Depth (in)	Head Length (in)	Handle Length (in)	Overall Length (in)	Weight (lbs)	Repair Kit
J6202A	J6202ACERT	1/2	3/4	250 ft-lbs (339 Nm)	750 ft-lbs (1017 Nm)	1:3.0	3-3/32	2-13/16	5-1/4	8-19/32	4.00	-
J6212	J6212CERT	1/2	3/4	200 ft-lbs (271 Nm)	1200 ft-lbs (1626 Nm)	1:6	4	3-15/16	14-1/8	19-19/32	9.10	J6212RD
J6222	J6222CERT	1/2	1	162 ft-lbs (220 Nm)	2200 ft-lbs (2983 Nm)	1:13.6	5-3/4	4-1/16	14-1/8	19-19/32	15.20	J6222RD
J6232	J6232CERT	1/2	1	173 ft-lbs (235 Nm)	3200 ft-lbs (4338 Nm)	1:18.5	6-1/2	4-1/16	14-1/8	19-19/32	18.30	J6232RD



REACTION PLATE TORQUE MULTIPLIERS

- › Proto® Torque Multipliers provide overload protection with replaceable output square drives that are designed to twist off at 3%-10% over maximum output capacity.
- › Standard torque accuracy is +/- 5% of reading.
- › Reaction system: reaction plate with slave drive.
- › Gear system: three stage planetary.
- › Anti-backlash device: self-contained, 3 position.
- › Includes extra male plug.



Product #	Input Drive (in)	Output Drive (in)	Max Rated Input	Max Rated Output	Torque Ratio	Head Depth (in)	Head Length (in)	Overall Length (in)	Weight (lbs)	Repair Kit
J6234	1/2	1	162 ft-lbs (220 Nm)	2200 ft-lbs (2983 Nm)	1:13.6	5-1/2	4-7/8	14	17.20	J6222RD
J6242	1/2	1-1/2	189 ft-lbs (256 Nm)	5000 ft-lbs (6778 Nm)	1:26.5	8-3/4	5-5/8	14-29/32	34.00	J6242RD
J6252	1/2	1-1/2	154 ft-lbs (209 Nm)	8000 ft-lbs (10846 Nm)	1:52	10-3/4	5-13/16	15-3/16	50.30	J6252RD



TORQUE MULTIPLIER SQUARE DRIVE REPLACEMENT KITS

- › Proto® Torque Multipliers provide overload protection with replaceable output square drives that are designed to twist off at 3%-10% over maximum output capacity.

Product #	Drive Size (in)	Use With	Weight (lbs)
J6212RD	3/4	J6212, J6212CERT	0.20
J6222RD	1	J6222, J6222CERT, J6234	0.53
J6232RD	1	J6232, J6232CERT	0.56
J6242RD	1-1/2	J6242	1.55
J6252RD	1-1/2	J6252	1.72



ACCESSORY AIR DRIVE 200 FT-LBS

- › Powered input to a torque multiplier can reduce operator fatigue, increase productivity.
- › Designed to drive Proto® Torque Multipliers (except J6202A).
- › Maximum torque output: 200 ft-lbs (271 Nm).
- › Maximum running air pressure: 60 PSI.
- › Output free speed: 70 RPM.
- › Output rotation: clockwise and counterclockwise.



Product #	Drive Size (in)	Output Drive (in)	Diameter Maximum (in)	Overall Length (in)	Weight (lbs)
J6201	1/2	1/2 Sq. Male	3-1/8	16-1/4	11.00



AIR DRIVE CONVERTER 200 FT-LBS

- › Powered input to a torque multiplier can reduce operator fatigue, increase productivity.
- › Designed to drive Proto® Torque Multipliers (except J6202A) when used with an air or electric drive tool.
- › Not designed for use with Impact Tools.
- › Maximum torque output: 200 ft-lbs (271 Nm).
- › Maximum torque input: 38 ft-lbs (52 Nm).



Product #	Drive Size (in)	Input Drive (in)	Output Drive (in)	Torque Ratio	Diameter (in)	Overall Length (in)	Weight (lbs)
J6203	1/2	1/2	1/2 Sq. Male	1:5.2	3-1/8	4	5.50



3/8" DRIVE 9 PIECE TORQUE ADAPTER SET - 12 POINT

Product #: **J5100**

Contents	Description
J5112	Torque Adapter 3/8"
J5114	Torque Adapter 7/16"
J5116	Torque Adapter 1/2"
J5118	Torque Adapter 9/16"
J5120	Torque Adapter 5/8"
J5122	Torque Adapter 11/16"
J5124	Torque Adapter 3/4"
J5126	Torque Adapter 13/16"
J5128	Torque Adapter 7/8"

Weight (lbs): 1.32

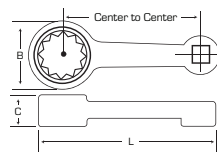
AS954E S3.8.1



- › Designed for easy torque calibrations.
- › Adapters measure 2" from the center of the square drive to the center of the adapter opening.
- › Special heat-treated alloy steel helps to increase strength and durability.
- › Box end wall thickness is specially engineered to provide strength while still allowing ample room for access to reach difficult fasteners.
- › 12 point box end allows for fine indexing, helping to improve speed and access. Fits 4, 6 and 12 point fasteners.



3/8" DRIVE TORQUE ADAPTERS - 12 POINT



Product #	Size (in)	Drive Size (in)	Head Width (in) (B)	Head Depth (in) (C)	Overall Length (in) (L)	Weight (lbs)
J5112	3/8	3/8	9/16	17/64	2-11/16	0.08
J5114	7/16	3/8	21/32	19/64	2-47/64	0.10
J5116	1/2	3/8	47/64	21/64	2-25/32	0.10
J5118	9/16	3/8	13/16	23/64	2-13/16	0.12
J5120	5/8	3/8	29/32	25/64	2-55/64	0.12
J5122	11/16	3/8	1	27/64	2-29/32	0.12
J5124	3/4	3/8	1-5/64	29/64	2-61/64	0.12
J5126	13/16	3/8	1-11/64	31/64	2-63/64	0.14
J5128	7/8	3/8	1-17/64	33/64	3-1/32	0.16

AS954E S3.8.1





TORQUE TESTER FLOOR STAND

- › Floor stand for Proto® Torque Testing systems makes installation quick and easy.
- › All steel construction.
- › Mounting holes predrilled to match Proto® test systems.
- › Floor mount holes are predrilled for securing to the floor.
- › Small footprint for space saving economy.
- › Durable powder coated paint.



Product #	Width (in)	Height (in)	Overall Length (in)	Use With	Weight (lbs)
J6470S	7	32	4	J6470, J6472, J6474, J6476, J6478	20.00



ELECTRONIC TORQUE TESTERS

- › Use to test all types of torque wrenches in all types of settings where full scale calibration is needed or where a quick Pass/Fail check is required.
- › Accuracy of +/- 1% of indicated value in both clockwise and counter clockwise directions.
- › Broad accuracy range extends from 10% to 100% of full scale.
- › Three units of measure are available Ft-lb, In-lb, and Nm.
- › Three operating modes: Track Mode, Peak Hold and First Peak (for use with Click-style Torque wrenches).
- › Fast sampling rate helps maintain high accuracy during torque applications.
- › Each tester is built with a male square drive and also comes supplied with a female-to-female square drive adapter.
- › Powered by a standard 9V battery, providing up to 50 hours run time. (non-"C" version)
- › N.I.S.T. (National Institute of Standards and Technology) traceable certification supplied with each tester.
- › Optional all-steel stand (J6470S) provides a strong support with minimal footprint.
- › Testers meet or exceed requirements set forth in ASME B107.29



Product #	USB Version #	Drive Size (in)	Torque Range (ft-lbs)	Torque Range (in-lbs)	Increments (ft-lbs)	Increments (in-lbs)	Width (in)	Height (in)	Overall Length (in)	Weight (lbs)
J6470	J6470-C	1/4	0.42-4.17	5-50	0.01	0.01	6	4-1/2	6	6.00
J6472	J6472-C	3/8	2.1-20.8	25-250	0.01	0.10	6	4-1/2	6	6.00
J6474	J6474-C	3/8	5-50	60-600	0.01	0.10	6	4-1/2	6	6.00
J6476	J6476-C	1/2	25-250	300-3000	0.10	1.00	6	4-1/2	6	6.00
J6478	J6478-C	3/4	60-600	720-7200	0.10	1.00	6	4-1/2	6	6.00

9 Volt battery included

ASME B107.29

ELECTRONIC TORQUE METER

- › The Proto® Electronic Torque Meter is a true all-in-one torque meter.
- › The Proto® Electronic Torque Meter provides the maximum flexibility in lab and production applications. This system meets a broad range of needs from demanding users.
- › It can help eliminate the need for multiple electronic torque wrenches and testers. The system grows as the demands of the user grow.
- › Ideal for use in production (application of torque), quality control (verification of torque) and for the calibration and or verification of torque wrench accuracy (calibration labs and kit rooms).
- › Easy to learn and use. Anyone can be up and running in seconds. Unit designed with the end user in mind.



Product #	Width (in)	Height (in)	Overall Length (in)	Weight (lbs)	Battery Type
J6360B	3-1/4	2	7-1/4	2.34	9 volt included

ASME B107.29

0.5% IN-LINE EXTENSION TRANSDUCERS

- › In-line extension transducers, connect between a wrench and a socket to measure the torque that is applied to a fastener. This versatile type of transducer converts a hand held torque meter (J6360) into a highly accurate digital torque wrench. In-line transducers can also be used as torque wrench testers when mounted to a fixture.
- › N.I.S.T. traceable certificate included.



Product #	Drive Size (in)	Torque Range (ft-lbs)	Torque Range (in-lbs)	Width (in)	Height (in)	Overall Length (in)	Use With	Weight (lbs)
J6361B	3/8	–	25-250	1-1/4	3-1/4	1-1/4	J6360	0.52
J6362B	3/8	5-50	–	1-1/4	3-1/4	1-1/4	J6360	0.55
J6363	1/2	15-150	–	1-7/16	3-5/8	1-7/16	J6360	0.79
J6364B	1/2	25-250	–	1-7/16	3-5/8	1-7/16	J6360	0.89

ASME B107.29

0.25% BENCH MOUNT TRANSDUCERS

- › "Plug and play" torque transducers. Automatic set-up of transducers means user friendly operation and less down time.
- › Versatile all-in-one unit can be used as both an accurate torque wrench and as an accurate torque tool tester. No need to own separate torque testers and electronic torque wrenches.
- › First peak of torque mode allows hand calibration of click type torque wrenches.
- › Memory for traceability.
- › N.I.S.T. traceable certificate included.




Product #	Drive Size (in)	Torque Range (ft-lbs)	Torque Range (in-lbs)	Width (in)	Height (in)	Overall Length (in)	Use With	Weight (lbs)
J6365B	1/4	–	10-100	2-3/4	2-1/4	2-3/4	J6360B	0.90
J6366B	3/8	–	25-250	2-3/4	2-3/4	2-3/4	J6360B	0.83
J6367B	3/8	5-50	–	2-3/4	2-3/4	2-3/4	J6360B	1.13
J6368B	1/2	25-250	–	4	3-3/4	4	J6360B	3.14
J6369B	3/4	50-500	–	4	4-5/8	4	J6360B	3.16
J6371B	1/4	–	5-50	2-3/4	2-1/4	2-3/4	J6360B	0.60
J6372B	1/2	15-150	–	4	3-3/4	4	J6360B	0.60
J6373B	3/4	60-600	–	4	4-5/8	4	J6360B	0.90
J6374B	1	100-1000	–	6	5	8-1/2	J6360B	0.90
J6375B	1	200-2000	–	6	5	8-1/2	J6360B	0.90

ASME B107.29

BRACKET FOR BENCH MOUNT TRANSDUCERS

- › Heavy-duty mounting bracket for bench mount transducers.
- › Use up to 600 ft-lbs.



Product #	Width (in)	Height (in)	Overall Length (in)	Use With	Weight (lbs)
J6370	5	5	5	J6365B, J6366B, J6367B, J6368B, J6369B, J6371B, J6372B, J6373B, J6374B, J6375B	5.75

CONTENTS

RATCHETING

WRENCHES.	516, 519, 522
WRENCH SETS	517-518,
.	520-521, 523-524

FLEX-HEAD

WRENCHES.	526, 555, 557
WRENCH SETS	527, 555-557

RATCHETING WRENCH

ADAPTER SETS.	531
-----------------------	-----

DOUBLE BOX

WRENCHES.	530, 532, 534, 535,
.	536, 560, 563, 564, 568
WRENCH SETS	530, 533, 534,
.	536, 563, 564-565

FLARE NUT

WRENCHES.	537, 596, 597, 600
WRENCH SETS	537, 597,
.	598-599, 600-601

COMBINATION

WRENCHES.	538-540, 551,
.	553, 554
WRENCH SETS	540-550, 552,
.	553, 554

ANGLED OPEN-SOCKET

WRENCHES.	558-559
WRENCH SETS	560

OFFSET BOX

WRENCHES.	561-562, 566
WRENCH SETS	567-568

OBSTRUCTION BOX

WRENCHES.	569
WRENCH SETS	570

INSULATED BOX

.	570
-----------	-----

OPEN END

WRENCHES.	571, 574, 576,
.	578, 580, 584
WRENCH SETS	572-573, 575,
.	577, 579, 580

IGNITION

WRENCHES.	580
WRENCH SETS	581

CHECK NUT WRENCHES

.	582
-----------	-----

SERVICE WRENCHES

.	583
-----------	-----

CROWFOOT

WRENCHES.	584-586, 594-595
WRENCH SETS	587-593, 596

SPUD WRENCHES

.	601-602
-----------	---------

STRIKING WRENCHES

.	603-605
-----------	---------

SLUGGING WRENCHES

.	606-607
-----------	---------

ENGINEER WRENCHES

.	607
-----------	-----

LEVERAGE WRENCHES

.	608-610
-----------	---------

ADJUSTABLE

WRENCHES.	611-612
WRENCH SETS	613

PIPE WRENCHES

.	614-616
-----------	---------

CHAIN WRENCH

.	616
-----------	-----

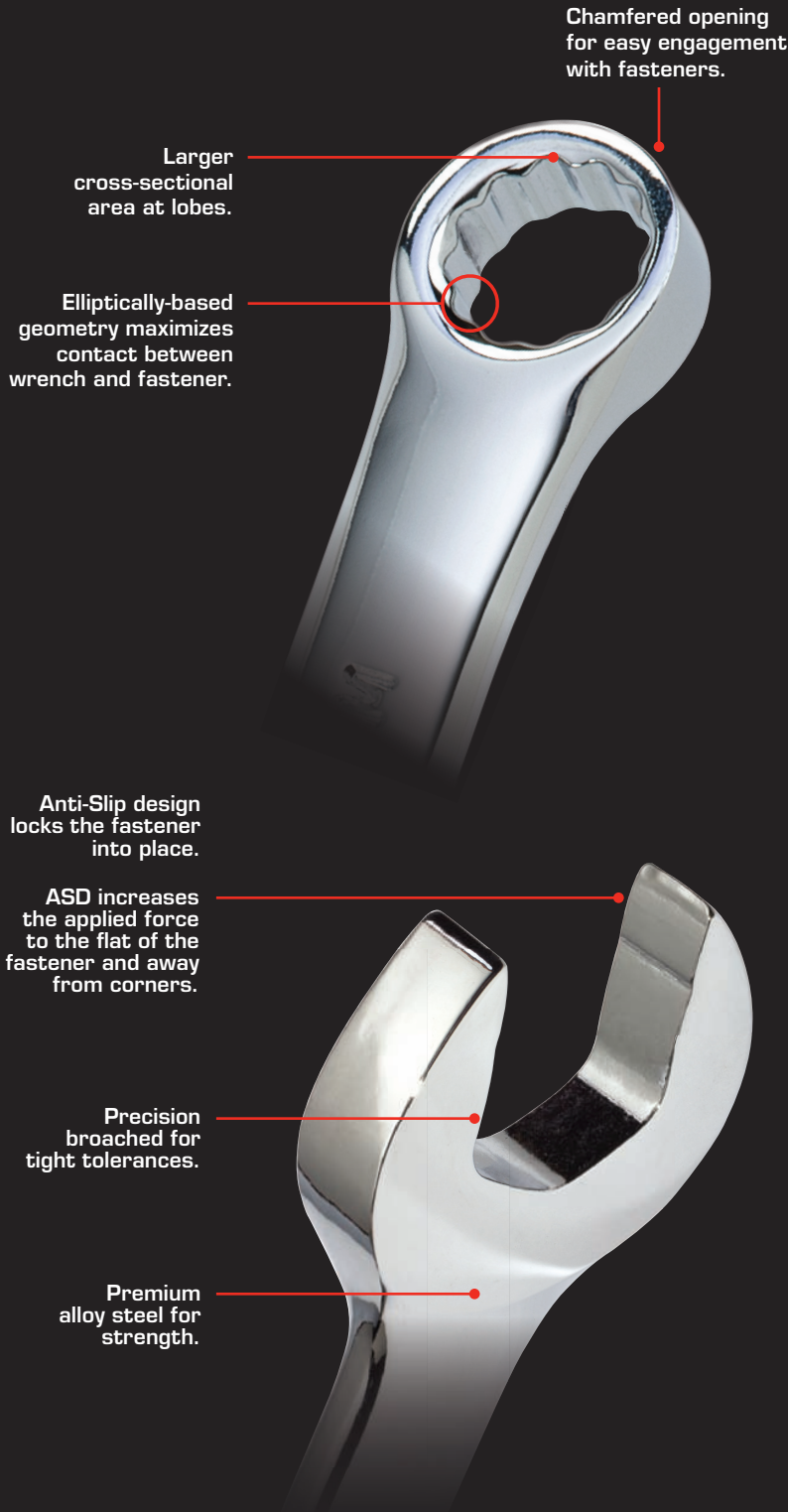
SPANNER WRENCHES

.	617-620
-----------	---------

WRENCHES




WRENCH SAFETY



The TorquePlus™ radius-corner socket design engages flats for better grip, improving the ability to turn worn or rounded fasteners. It also allows for higher torque and minimizes wear.

AS VS. ASME

PROTO® Industrial Tools meet or exceed **ASME Standards**, which helps ensure quality and durability, giving users peace of mind.



Thinner outside diameters on wrenches help improve access to fasteners in confined areas, without sacrificing strength and durability.

PROTO® Aerospace Compliant (**AS**) mechanic tools take performance and safety to the next level.

WRENCH GUIDE



CHECK NUT WRENCHES (Pg. 582)
15° head allows for a full 30° rotation by flipping wrench over.



ENGINEER WRENCHES (Pg. 607)
Long handle for extra leverage with hook eye.



BOX END SPUD WRENCHES (Pg. 601)
Box end with tapered spud end.



LEVERAGE WRENCHES (Pgs. 609-610)
Safe alternative to striking wrenches.



STRIKING WRENCHES (Pgs. 603-605)
Hit them with a hammer. Available with flat or offset ends.



LOCKING FLEX-HEAD COMBINATION RATCHETING WRENCHES (Pg. 526)
Box end chamfered. Flexible spline end.



STUBBY COMBINATION REVERSIBLE RATCHETING WRENCHES (Pg. 528)
Box end countersunk. Reversibles have an offset.




CROWFOOT WRENCHES (Pgs. 584-596)
With locking extensions to reach around obstacles.



PIPE WRENCHES (Pgs. 614-615)
Available in aluminum and cast iron.



ANGLED OPEN-SOCKET WRENCHES (Pg. 558)
Same sizes of two different types.



ADJUSTABLE WRENCHES (Pgs. 611-613)
Featuring Klik-Stop® The wrench clicks at different sizings so you can feel your adjustments without looking.



ADJUSTABLE FACE SPANNER WRENCHES (Pg. 617)
Precision machined pins.



INSULATED WRENCHES (Pgs. 570, 611)
Insulated to 1000V AC or 1500V DC.



X-LARGE WRENCHES (Pgs. 538-539)
For work on oversized equipment.



SHORT COMBINATION WRENCHES (Pgs. 551-554)
Same sizes of two different types.



RATCHETING WRENCHES (Pgs. 516-537)
Reversibles have an offset. Non-reversibles are flat.



COMBINATION WRENCHES (Pgs. 538-550)
Same sizes of two different types.



DOUBLE BOX WRENCHES (Pgs. 560-568)
Two different sizes of the same type.



OPEN END WRENCHES (Pgs. 571-580)
Two different sizes of the same type.

FULL POLISH REVERSIBLE RATCHETING COMBINATION WRENCHES - SPLINE

- › Anti-Slip Design (ASD) open end.
- › 15° angled offset box end helps keep shank clear of obstructions.
- › Offset open end offers 10-12° turning angle
- › Smooth transition from head to shank.
- › Industrial strength I-Beam shank provides broad bearing surface helping improve comfort and helping reduce hand fatigue.
- › Protected switch lever helps prevent accidental reversal.
- › Compact ratcheting head improves access.
- › The 72 tooth gear allows for 5° arc swing during use.



INCH	SPL	Throat Depth 1 (in)	Outside Head Width 1 (in)	Head Thickness 1 (in)	Outside Head Width 2 (in)	Head Thickness 2 (in)	Overall Length (in)	Weight (lbs)
1/4	JSCV08A	5/16	35/64	5/32	35/64	1/4	4-59/64	0.05
9/32	JSCV09A	5/16	39/64	11/64	43/64	1/4	5-5/32	0.07
5/16	JSCV10A	25/64	11/16	11/64	43/64	1/4	5-27/64	0.08
11/32	JSCV11A	13/32	25/32	9/32	3/4	17/64	5-43/64	0.10
3/8	JSCV12A	29/64	27/32	13/64	25/32	9/32	5-29/32	0.12
7/16	JSCV14A	1/2	15/16	5/16	55/64	19/64	6-29/32	0.16
1/2	JSCV16A	39/64	1-5/64	1/4	1	11/32	7-29/32	0.24
9/16	JSCV18A	11/16	1-13/64	3/8	1-5/64	23/64	8-49/64	0.30
5/8	JSCV20A	3/4	1-21/64	13/32	1-3/16	25/64	9-33/64	0.40
11/16	JSCV22A	53/64	1-7/16	5/16	1-1/4	13/32	10-17/64	0.49
3/4	JSCV24A	29/32	1-37/64	11/32	1-21/64	7/16	11-3/64	0.60
13/16	JSCV26A	31/32	1-23/32	17/32	1-37/64	33/64	11-13/16	0.80
7/8	JSCV28A	1-3/64	1-7/8	17/32	1-37/64	33/64	12-35/64	0.86
15/16	JSCV30A	1-1/8	1-31/32	19/32	1-53/64	37/64	13-5/16	1.09
1	JSCV32A	1-13/64	2-3/32	19/32	1-53/64	37/64	14-1/16	1.17
1-1/16	JSCV34A	1-9/32	2-7/32	5/8	2-3/64	39/64	14-15/16	1.44
1-1/8	JSCV36A	1-23/64	2-11/32	11/16	2-9/32	43/64	15-7/8	1.85
1-1/4	JSCV40A	1-1/2	2-19/32	35/64	2-15/32	11/16	16-59/64	2.29

ASME B107.100-2010

MM	SPL	Throat Depth 1 (in)	Outside Head Width 1 (in)	Head Thickness 1 (in)	Outside Head Width 2 (in)	Head Thickness 2 (in)	Overall Length (in)	Weight (lbs)
6	JSCVM06A	5/16	35/64	5/32	35/64	1/4	4-59/64	0.05
7	JSCVM07A	5/16	39/64	11/64	43/64	1/4	5-5/32	0.07
8	JSCVM08A	25/64	11/16	11/64	43/64	1/4	5-27/64	0.08
9	JSCVM09A	13/32	25/32	9/32	3/4	17/64	5-43/64	0.10
10	JSCVM10A	29/64	27/32	13/64	25/32	9/32	5-29/32	0.12
11	JSCVM11A	1/2	15/16	5/16	55/64	19/64	6-29/32	0.16
12	JSCVM12A	35/64	1-1/64	11/32	29/32	21/64	7-23/32	0.20
13	JSCVM13A	39/64	1-5/64	1/4	1	11/32	7-29/32	0.24
14	JSCVM14A	11/16	1-13/64	3/8	1-5/64	23/64	8-49/64	0.30
15	JSCVM15A	23/32	1-17/64	9/32	1-7/65	3/8	9-9/64	0.34
16	JSCVM16A	3/4	1-21/64	13/32	1-3/16	25/64	9-33/64	0.40
17	JSCVM17A	53/64	1-7/16	5/16	1-1/4	13/32	10-17/64	0.49
18	JSCVM18A	55/64	1-33/64	7/16	1-9/32	27/64	10-11/16	0.55
19	JSCVM19A	29/32	1-37/64	11/32	1-21/64	7/16	11-3/64	0.60
21	JSCVM21A	31/32	1-23/32	17/32	1-37/64	33/64	11-13/16	0.80
22	JSCVM22A	1-3/64	1-7/8	17/32	1-53/64	33/64	12-35/64	0.86
24	JSCVM24A	1-1/8	1-31/32	19/32	1-53/64	37/64	13-5/16	1.09
27	JSCVM27A	1-9/32	2-7/32	5/8	2-3/64	39/64	14-15/16	1.44
30	JSCVM30A	1-23/64	2-11/32	11/16	2-9/32	43/64	15-7/8	1.85
32	JSCVM32A	1-1/2	2-19/32	35/64	2-15/32	11/16	16-59/64	2.29


ASME B107.100-2010

6 POINT
 8 POINT
 12 POINT
 SPL SPLINE
 HEX HEX
 OPEN



18 PIECE FULL POLISH REVERSIBLE RATCHETING COMBINATION WRENCH SET - SPLINE


Product #: **JSCV-18SA**

	INCH	Point Size	Overall Length (in)
JSCV08A	1/4	Spline	4-59/64
JSCV09A	9/32	Spline	5-5/32
JSCV10A	5/16	Spline	5-27/64
JSCV11A	11/32	Spline	5-43/64
JSCV12A	3/8	Spline	5-29/32
JSCV14A	7/16	Spline	6-29/32
JSCV16A	1/2	Spline	7-29/32
JSCV18A	9/16	Spline	8-49/64
JSCV20A	5/8	Spline	9-33/64
JSCV22A	11/16	Spline	10-17/64
JSCV24A	3/4	Spline	11-3/64
JSCV26A	13/16	Spline	11-13/16
JSCV28A	7/8	Spline	12-35/64
JSCV30A	15/16	Spline	13-5/16
JSCV32A	1	Spline	14-1/16
JSCV34A	1-1/16	Spline	14-15/16
JSCV36A	1-1/8	Spline	15-7/8
JSCV40A	1-1/4	Spline	16-59/64
J25TR57C	Tool Roll		

Weight (lbs): 13.51

ASME B107.100-2010 


- Full polish finish resists chipping and rust.
- Box end is chamfered for easy application to the fastener.
- Spline design was created for use with specialty spline bolts which are used when weight and size of bolt heads must be minimized.
- The high contact surface area which is away from fastener points enables turning of highly rounded fasteners.
- The 72 tooth gear allows for 5° arc swing during use.



REVERSIBLE RATCHETING WRENCH SETS

11 PIECE FULL POLISH REVERSIBLE RATCHETING COMBINATION WRENCH SET - SPLINE

Product #: **JSCV-11SA**

	INCH	Point Size	Overall Length (in)
JSCV08A	1/4	Spline	4-59/64
JSCV09A	9/32	Spline	5-5/32
JSCV10A	5/16	Spline	5-27/64
JSCV11A	11/32	Spline	5-43/64
JSCV12A	3/8	Spline	5-29/32
JSCV14A	7/16	Spline	6-29/32
JSCV16A	1/2	Spline	7-29/32
JSCV18A	9/16	Spline	8-49/64
JSCV20A	5/8	Spline	9-33/64
JSCV22A	11/16	Spline	10-17/64
JSCV24A	3/4	Spline	11-3/64
J25TR58C	Tool Roll		

Weight (lbs): 3.07


ASME B107.100-2010 



 FULL POLISH
  SATIN
  BLACK OXIDE
  BLACK CHROME
  INSULATED

20 PIECE FULL POLISH METRIC REVERSIBLE RATCHETING COMBINATION WRENCH SET - SPLINE

Product #: **JSCVM-20SA**

Contents		Point Size	Overall Length (in)
JSCVM06A	6	Spline	4-59/64
JSCVM07A	7	Spline	5-5/32
JSCVM08A	8	Spline	5-27/64
JSCVM09A	9	Spline	5-43/64
JSCVM10A	10	Spline	5-29/32
JSCVM11A	11	Spline	6-29/32
JSCVM12A	12	Spline	7-23/32
JSCVM13A	13	Spline	7-29/32
JSCVM14A	14	Spline	8-49/64
JSCVM15A	15	Spline	9-9/64
JSCVM16A	16	Spline	9-33/64
JSCVM17A	17	Spline	10-17/64
JSCVM18A	18	Spline	10-11/16
JSCVM19A	19	Spline	11-3/64
JSCVM21A	21	Spline	11-13/16
JSCVM22A	22	Spline	12-35/64
JSCVM24A	24	Spline	13-5/16
JSCVM27A	27	Spline	14-15/16
JSCVM30A	30	Spline	15-7/8
JSCVM32A	32	Spline	16-59/64
J25TR59C	Tool Roll		


Weight (lbs): 13.74

ASME B107.100-2010 



14 PIECE FULL POLISH METRIC REVERSIBLE RATCHETING COMBINATION WRENCH SET - SPLINE

Product #: **JSCVM-14SA**

Contents		Point Size	Overall Length (in)
JSCVM06A	6	Spline	4-59/64
JSCVM07A	7	Spline	5-5/32
JSCVM08A	8	Spline	5-27/64
JSCVM09A	9	Spline	5-43/64
JSCVM10A	10	Spline	5-29/32
JSCVM11A	11	Spline	6-29/32
JSCVM12A	12	Spline	7-23/32
JSCVM13A	13	Spline	7-29/32
JSCVM14A	14	Spline	8-49/64
JSCVM15A	15	Spline	9-9/64
JSCVM16A	16	Spline	9-33/64
JSCVM17A	17	Spline	10-17/64
JSCVM18A	18	Spline	10-11/16
JSCVM19A	19	Spline	11-3/64
J25TR60	Tool Roll		

Weight (lbs): 4.48

ASME B107.100-2010 





REVERSIBLE RATCHETING COMBINATION WRENCHES

- › Spline wrenches can be used on 6, 12 point, spline and Torx® fasteners.
- › The chrome-vanadium switch lever allows for easy changes in turning direction which helps improve speed.
- › 15° angled offset box end helps keep shank clear of obstructions.
- › Anti-Slip Design (ASD) open end.
- › Black chrome finish is corrosion-resistant and cleans easily.
- › Full polish finish allows for easy cleanup.
- › Box end is chamfered for easy application to the fastener.
- › The 72 tooth gear allows for 5° arc swing during use.



REVERSIBLE RATCHETING WRENCHES

INCH		12	Outside Head Width 1 (in)	Head Thickness 1 (in)	Outside Head Width 2 (in)	Head Thickness 2 (in)	Overall Length (in)	Weight (lbs)
7/32	JSCV07	JSCV07T	9/16	1/8	35/64	1/8	5	0.06
1/4	JSCV08	JSCV08T	9/16	1/8	35/64	1/8	5	0.06
9/32	JSCV09	JSCV09T	11/16	1/8	21/32	1/8	5-1/2	0.07
5/16	JSCV10	JSCV10T	11/16	1/8	21/32	1/8	5-1/2	0.07
11/32	SCV11	JSCV11T	3/4	1/8	23/32	1/8	5-15/16	0.09
3/8	JSCV12	JSCV12T	13/16	1/8	25/32	1/8	6-1/4	0.11
7/16	JSCV14	JSCV14T	15/16	1/8	55/64	1/8	6-1/2	0.14
1/2	JSCV16	JSCV16T	1-1/16	3/16	31/32	3/16	7	0.20
9/16	JSCV18	JSCV18T	1-1/8	3/16	1-1/16	3/16	7-1/2	0.22
5/8	JSCV20	JSCV20T	1-5/16	3/16	1-3/16	3/16	8-3/16	0.33
11/16	JSCV22	JSCV22T	1-3/8	3/16	1-1/4	3/16	8-7/8	0.37
3/4	JSCV24	JSCV24T	1-9/16	1/4	1-21/64	1/4	9-3/4	0.48
13/16	JSCV26	JSCV26T	1-13/16	1/4	1-37/64	1/4	11-7/16	0.77
7/8	JSCV28	JSCV28T	1-13/16	1/4	1-37/64	1/4	11-7/16	0.73
15/16	JSCV30	JSCV30T	2-1/16	1/4	1-13/16	1/4	12-3/4	1.02
1	JSCV32	JSCV32T	2-1/16	1/4	1-13/16	1/4	12-3/4	1.00
1-1/16	JSCV34	JSCV34T	2-1/4	5/16	2-1/16	5/16	14-1/8	1.45
1-1/8	JSCV36	JSCV36T	2-5/16	5/16	2-19/64	5/16	15-7/8	1.96
1-1/4	JSCV40	JSCV40T	2-1/2	5/16	2-29/64	5/16	16-3/4	2.30
1-1/2	JSCV48	JSCV48T	2-13/16	3/8	2-39/64	3/8	19-5/16	3.09

ASME B107.100-2010

MM		12	Outside Head Width 1 (in)	Head Thickness 1 (in)	Outside Head Width 2 (in)	Head Thickness 2 (in)	Overall Length (in)	Weight (lbs)
6	JSCVM06	JSCVM06T	9/16	1/8	35/64	1/8	5	0.06
7	JSCVM07	JSCVM07T	11/16	1/8	21/32	1/8	5-1/2	0.07
8	JSCVM08	JSCVM08T	11/16	1/8	21/32	1/8	5-1/2	0.07
9	JSCVM09	JSCVM09T	3/4	1/8	23/32	1/8	5-15/16	0.09
10	JSCVM10	JSCVM10T	13/16	1/8	25/32	1/8	6-1/4	0.11
11	JSCVM11	JSCVM11T	15/16	1/8	55/64	1/8	6-9/16	0.14
12	JSCVM12	JSCVM12T	1	3/16	57/64	3/16	6-3/4	0.17
13	JSCVM13	JSCVM13T	1-11/16	3/16	31/32	3/16	7	0.20
14	JSCVM14	JSCVM14T	1-1/8	3/16	1-1/16	3/16	7-1/2	0.24
15	JSCVM15	JSCVM15T	1-1/4	3/16	1-7/64	3/16	7-7/8	0.28
16	JSCVM16	JSCVM16T	1-5/16	3/16	1-3/16	3/16	8-3/16	0.33
17	JSCVM17	JSCVM17T	1-3/8	3/16	1-1/4	3/16	8-7/8	0.39
18	JSCVM18	JSCVM18T	1-1/2	3/16	1-9/32	3/16	9-5/16	0.43
19	JSCVM19	JSCVM19T	1-9/16	1/4	1-21/64	1/4	9-3/4	0.50
21	JSCVM21	JSCVM21T	1-13/16	1/4	1-37/64	1/4	11-7/16	0.76
22	JSCVM22	JSCVM22T	1-13/16	1/4	1-37/64	1/4	11-7/16	0.76
24	JSCVM24	JSCVM24T	2-1/16	1/4	1-13/16	1/4	12-3/4	1.06
27	JSCVM27	JSCVM27T	2-1/4	5/16	2-1/16	5/16	14-1/8	1.42
30	JSCVM30	JSCVM30T	2-5/16	5/16	2-19/64	5/16	15-7/8	1.89
32	JSCVM32	JSCVM32T	2-1/2	5/16	2-29/64	5/16	16-3/4	2.32
34	JSCVM34	JSCVM34T	2-1/2	3/8	2-29/64	3/8	18-1/8	2.65
36	JSCVM36	JSCVM36T	2-13/16	3/8	2-39/64	3/8	19-5/16	3.09

ASME B107.100-2010

FULL POLISH
 SATIN
 BLACK OXIDE
 BLACK CHROME
 INSULATED

Torx® is a trademark of Acument Intellectual Properties, LLC

8 PIECE FULL POLISH REVERSE RATCHETING WRENCH SET - 12 POINT

Product #: **JSCVMT-8S**

12	MM	Point Size	Overall Length (in)
JSCVM08T	8	12	5-1/2
JSCVM10T	10	12	6-1/4
JSCVM12T	12	12	6-3/4
JSCVM13T	13	12	7
JSCVM14T	14	12	7-1/2
JSCVM15T	15	12	7-7/8
JSCVM17T	17	12	8-7/8
JSCVM18T	18	12	9-5/16
J25TR61C	Tool Roll		

Weight (lbs): 2.15

ASME B107.100-2010




20 PIECE REVERSIBLE RATCHETING COMBINATION WRENCH SETS

12	SPL	JSCVT-20S	JSCV-20S	INCH	Overall Length (in)
JSCV07T	JSCV07	7/32	5		
JSCV08T	JSCV08	1/4	5		
JSCV09T	JSCV09	9/32	5-1/2		
JSCV10T	JSCV10	5/16	5-1/2		
JSCV11T	JSCV11	11/32	5-15/16		
JSCV12T	JSCV12	3/8	6-1/4		
JSCV14T	JSCV14	7/16	6-1/2		
JSCV16T	JSCV16	1/2	7		
JSCV18T	JSCV18	9/16	7-1/2		
JSCV20T	JSCV20	5/8	8-3/16		
JSCV22T	JSCV22	11/16	8-7/8		
JSCV24T	JSCV24	3/4	9-3/4		
JSCV26T	JSCV26	13/16	11-7/16		
JSCV28T	JSCV28	7/8	11-7/16		
JSCV30T	JSCV30	15/16	12-3/4		
JSCV32T	JSCV32	1	12-3/4		
JSCV34T	JSCV34	1-1/16	14-1/8		
JSCV36T	JSCV36	1-1/8	15-7/8		
JSCV40T	JSCV40	1-1/4	16-3/4		
JSCV48T	JSCV48	1-1/2	19-5/16		
J25TR78C	JSCV20SP	Tool Roll			

Weight (lbs): 16.20

ASME B107.100-2010



9 PIECE REVERSIBLE RATCHETING COMBINATION WRENCH SETS

12	SPL	JSCVT-9S	JSCV-9S	INCH	Overall Length (in)
JSCV09T	JSCV09	9/32	5-1/2		
JSCV10T	JSCV10	5/16	5-1/2		
JSCV12T	JSCV12	3/8	6-1/4		
JSCV14T	JSCV14	7/16	6-1/2		
JSCV16T	JSCV16	1/2	7		
JSCV18T	JSCV18	9/16	7-1/2		
JSCV20T	JSCV20	5/8	8-3/16		
JSCV22T	JSCV22	11/16	8-7/8		
JSCV24T	JSCV24	3/4	9-3/4		
JSCV9SP	JSCV9SP	Tool Roll			

Weight (lbs): 1.90

ASME B107.100-2010



6 6 POINT
8 8 POINT
12 12 POINT
SPL SPLINE
HEX HEX
OPEN OPEN



22 PIECE REVERSIBLE RATCHETING COMBINATION WRENCH SETS


12



JSCVMT-22S	JSCVM-22S	MM	Overall Length (in)
JSCVM06T	JSCVM06	6	5
JSCVM07T	JSCVM07	7	5-1/2
JSCVM08T	JSCVM08	8	5-1/2
JSCVM09T	JSCVM09	9	5-15/16
JSCVM10T	JSCVM10	10	6-1/4
JSCVM11T	JSCVM11	11	6-9/16
JSCVM12T	JSCVM12	12	6-3/4
JSCVM13T	JSCVM13	13	7
JSCVM14T	JSCVM14	14	7-1/2
JSCVM15T	JSCVM15	15	7-7/8
JSCVM16T	JSCVM16	16	8-3/16
JSCVM17T	JSCVM17	17	8-7/8
JSCVM18T	JSCVM18	18	9-5/16
JSCVM19T	JSCVM19	19	9-3/4
JSCVM21T	JSCVM21	21	11-7/16
JSCVM22T	JSCVM22	22	11-7/16
JSCVM24T	JSCVM24	24	12-3/4
JSCVM27T	JSCVM27	27	14-1/8
JSCVM30T	JSCVM30	30	15-7/8
JSCVM32T	JSCVM32	32	16-3/4
JSCVM34T	JSCVM34	34	18-1/8
JSCVM36T	JSCVM36	36	19-5/16
J25TR80C	JSCVM22SP	Tool Roll	

Weight (lbs): 17.10

ASME B107.100-2010



REVERSIBLE RATCHETING WRENCH SETS

13 PIECE REVERSIBLE RATCHETING COMBINATION WRENCH SETS


12



JSCVMT-13S	JSCVM-13S	MM	Overall Length (in)
JSCVM07T	JSCVM07	7	5-1/2
JSCVM08T	JSCVM08	8	5-1/2
JSCVM09T	JSCVM09	9	5-15/16
JSCVM10T	JSCVM10	10	6-1/4
JSCVM11T	JSCVM11	11	6-9/16
JSCVM12T	JSCVM12	12	6-3/4
JSCVM13T	JSCVM13	13	7
JSCVM14T	JSCVM14	14	7-1/2
JSCVM15T	JSCVM15	15	7-7/8
JSCVM16T	JSCVM16	16	8-3/16
JSCVM17T	JSCVM17	17	8-7/8
JSCVM18T	JSCVM18	18	9-5/16
JSCVM19T	JSCVM19	19	9-3/4
J25TR81C	JSCVM13SP	Tool Roll	

Weight (lbs): 3.02

ASME B107.100-2010





FULL POLISH
 SATIN
 BLACK OXIDE
 BLACK CHROME
 INSULATED



Torx® is a trademark of Acument Intellectual Properties, LLC

NON-REVERSIBLE RATCHETING COMBINATION WRENCHES

- › Non-reversible ratcheting wrenches can be flipped over to turn the fastener in the opposite direction.
- › Spline wrenches can be used on metric 4, 6, 12 point, spline and Torx® fasteners.
- › Chrome-vanadium box ends provide high strength and durability.
- › Box end is chamfered for easy application to the fastener.
- › Spline design enables the wrench to contact conventional fasteners away from the corners, which applies force over a larger area, reducing risk of fastener scoring and helps prevent rounding of the corners and other fasteners damage that could lead to Foreign Object Damage (FOD).
- › Anti-Slip Design (ASD) open end.
- › Black chrome finish is corrosion-resistant and cleans easily.
- › The 72 tooth gear allows for 5° arc swing during use.



INCH			Outside Head Width 1 (in)	Head Thickness 1 (in)	Outside Head Width 2 (in)	Head Thickness 2 (in)	Overall Length (in)	Weight (lbs)
1/4	JSCR08	JSCR08T	9/16	1/8	35/64	1/8	5	0.05
5/16	JSCR10	JSCR10T	11/16	1/8	21/32	1/8	5-1/2	0.06
3/8	JSCR12	JSCR12T	13/16	1/8	25/32	1/8	6-1/4	0.10
7/16	JSCR14	JSCR14T	15/16	1/8	55/64	1/8	6-1/2	0.13
1/2	JSCR16	JSCR16T	1-1/16	3/16	31/32	3/16	7	0.18
9/16	JSCR18	JSCR18T	1-1/8	3/16	1-1/16	3/16	7-1/2	0.22
5/8	JSCR20	JSCR20T	1-5/16	3/16	1-3/16	3/16	8-3/16	0.32
11/16	JSCR22	JSCR22T	1-3/8	3/16	1-1/4	3/16	8-7/8	0.38
3/4	JSCR24	JSCR24T	1-9/16	1/4	1-21/64	1/4	9-3/4	0.47
13/16	JSCR26	JSCR26T	1-13/16	1/4	1-37/64	1/4	11-7/16	0.70
7/8	JSCR28	JSCR28T	1-13/16	1/4	1-37/64	1/4	11-7/16	0.70
15/16	JSCR30	JSCR30T	2-1/16	1/4	1-13/16	1/4	12-3/4	1.02
1	JSCR32	JSCR32T	2-1/16	1/4	1-13/16	1/4	12-3/4	1.02

MM			Outside Head Width 1 (in)	Head Thickness 1 (in)	Outside Head Width 2 (in)	Head Thickness 2 (in)	Overall Length (in)	Weight (lbs)
8	JSCRM08	JSCRM08T	11/16	1/8	21/32	1/8	5-1/2	0.06
9	JSCRM09	JSCRM09T	3/4	1/8	23/32	1/8	5-15/16	0.08
10	JSCRM10	JSCRM10T	13/16	1/8	25/32	1/8	6-1/4	0.10
11	JSCRM11	JSCRM11T	15/16	1/8	55/64	1/8	6-1/2	0.13
12	JSCRM12	JSCRM12T	1	1/8	57/64	1/8	6-3/4	0.16
13	JSCRM13	JSCRM13T	1-1/16	3/16	31/32	3/16	7	0.18
14	JSCRM14	JSCRM14T	1-1/8	3/16	1-1/16	3/16	7-1/2	0.22
15	JSCRM15	JSCRM15T	1-1/4	3/16	1-7/64	3/16	7-7/8	0.25
16	JSCRM16	JSCRM16T	1-5/16	3/16	1-3/16	3/16	8-3/16	0.32
17	JSCRM17	JSCRM17T	1-7/16	3/16	1-1/4	3/16	8-7/8	0.38
18	JSCRM18	JSCRM18T	1-1/2	3/16	1-9/32	3/16	9-5/16	0.46
19	JSCRM19	JSCRM19T	1-9/16	1/4	1-21/64	1/4	9-3/4	0.47



14 PIECE FULL POLISH NON-REVERSIBLE RATCHETING COMBINATION WRENCH SET - 12 POINT

Product #: **JSCRT-14S**

- ▶ Non-reversible ratcheting wrenches can be flipped over to turn the fastener in the opposite direction.
- ▶ 12 point box end allows for fine indexing, helping to improve speed and access. Fits 4, 6 and 12 point fasteners.
- ▶ Box end is chamfered for easy application to the fastener.
- ▶ Box ends incorporate the TorquePlus™ system.
- ▶ The 72 tooth gear allows for 5° arc swing during use.




12	INCH	Point Size	Overall Length (in)
JSCR08T	1/4	12	5
JSCR10T	5/16	12	5-1/2
JSCR11T	11/32	12	5-15/16
JSCR12T	3/8	12	6-1/4
JSCR14T	7/16	12	6-1/2
JSCR16T	1/2	12	7
JSCR18T	9/16	12	7-1/2
JSCR20T	5/8	12	8-3/16
JSCR22T	11/16	12	8-7/8
JSCR24T	3/4	12	9-3/4
JSCR26T	13/16	12	11-7/16
JSCR28T	7/8	12	11-7/16
JSCR30T	15/16	12	12-3/4
JSCR32T	1	12	12-3/4
J25TR76C	Tool Roll		

Weight (lbs): 6.36

9 PIECE BLACK CHROME NON-REVERSIBLE RATCHETING COMBINATION WRENCH SET - SPLINE

Product #: **JSCR-9S**

- ▶ Non-reversible ratcheting wrenches can be flipped over to turn the fastener in the opposite direction.
- ▶ Ratcheting spline box end is chamfered for easy application to the fastener.
- ▶ Fractional spline wrenches can be used on fractional 4, 6, 12 point, spline and Torx® fasteners.
- ▶ The 72 tooth gear allows for 5° arc swing during use.



SPL	INCH	Point Size	Overall Length (in)
JSCR08	1/4	Spline	5
JSCR10	5/16	Spline	5-1/2
JSCR12	3/8	Spline	6-1/4
JSCR14	7/16	Spline	6-1/2
JSCR16	1/2	Spline	7
JSCR18	9/16	Spline	7-1/2
JSCR20	5/8	Spline	8-3/16
JSCR22	11/16	Spline	8-7/8
JSCR24	3/4	Spline	9-3/4
JSCR9SP	Tool Roll		

Weight (lbs): 2.71



Torx® is a trademark of Acument Intellectual Properties, LLC

NON-REVERSIBLE RATCHETING WRENCH SETS

7 PIECE FULL POLISH METRIC NON-REVERSIBLE RATCHETING WRENCH SET- 12 POINT

Product #: **JSCRM-7S**

12	MM	Point Size	Overall Length (in)
JSCRM10T	10	12	6-1/4
JSCRM12T	12	12	6-3/4
JSCRM13T	13	12	7
JSCRM14T	14	12	7-1/2
JSCRM15T	15	12	7-7/8
JSCRM16T	16	12	8-3/16
JSCRM18T	18	12	9-5/16
J25TR37C	Tool Roll		

Weight (lbs): 1.94



12 PIECE FULL POLISH METRIC NON-REVERSIBLE RATCHETING COMBINATION WRENCH SET - 12 POINT




Product #: **JSCRM-12S**

- ▶ 12 point box end allows for fine indexing, helping to improve speed and access. Fits 4, 6 and 12 point fasteners.
- ▶ Box end is chamfered for easy application to the fastener.
- ▶ Box ends incorporate the TorquePlus™ system.
- ▶ The 72 tooth gear allows for 5° arc swing during use.

12	MM	Point Size	Overall Length (in)
JSCRM08T	8	12	5-1/2
JSCRM09T	9	12	5-15/16
JSCRM10T	10	12	6-1/4
JSCRM11T	11	12	6-1/2
JSCRM12T	12	12	6-3/4
JSCRM13T	13	12	7
JSCRM14T	14	12	7-1/2
JSCRM15T	15	12	7-7/8
JSCRM16T	16	12	8-3/16
JSCRM17T	17	12	8-7/8
JSCRM18T	18	12	9-5/16
JSCRM19T	19	12	9-3/4
J25TR77C	Tool Roll		

Weight (lbs): 3.22



10 PIECE BLACK CHROME METRIC NON-REVERSIBLE RATCHETING COMBINATION WRENCH SET - SPLINE

Product #: **JSCRM-10S**

SPL	MM	Point Size	Overall Length (in)
JSCRM10	10	Spline	6-1/4
JSCRM11	11	Spline	6-1/2
JSCRM12	12	Spline	6-3/4
JSCRM13	13	Spline	7
JSCRM14	14	Spline	7-1/2
JSCRM15	15	Spline	7-7/8
JSCRM16	16	Spline	8-3/16
JSCRM17	17	Spline	8-7/8
JSCRM18	18	Spline	9-5/16
JSCRM19	19	Spline	9-3/4
JSCRM10SP	Tool Roll		

Weight (lbs): 2.71





RATCHETING SPLINE DRIVE ENDS


Spline fasteners were developed to service high tensile strength applications on military and commercial aircraft where heavy vibration was present. They are also present in automotive and industrial areas where high performance torque needs to be achieved.

The popularity of spline wrenches spread from just the high performance area because the wrench turned out to be versatile. The spline points could grip a number of fasteners, not just splines.


In addition, the grip was not on the edge of the fastener, but on the flat, giving the wrench a reputation for busting loose rounded nuts and bolts.

By moving the force load away from the corners, a wrench can be pulled with more torque to break free stubborn fasteners with less fear of stripping them.


Proto® offers ratcheting spline box end wrenches in both full polish and black chrome, with and without the reversible lever. They all contain a 72-tooth design that results in a 5° arc-swing for minimal wrench movement in tight spaces.



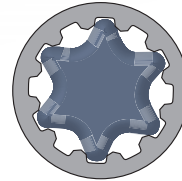
4 PT




6 PT



12 PT



TORX®



SPLINE



Versatile usages on 4pt, 6pt, 12pt, spline, Torx®, and slightly rounded fasteners.


- FULL POLISH
- SATIN
- BLACK OXIDE
- BLACK CHROME


Torx® is a trademark of Acument Intellectual Properties, LLC

LOCKING FLEX-HEAD COMBINATION RATCHETING WRENCHES - SPLINE

- ▶ 15° angled offset helps keep shank clear of obstructions.
- ▶ Box end is chamfered for easy application to the fastener.
- ▶ Spline design was created for use with specialty spline bolts which are used when weight and size of bolt heads must be minimized.
- ▶ Spline design enables the wrench to contact conventional fasteners away from the corners, which applies force over a larger area, reducing risk of fastener scoring and helps prevent rounding of the corners and other fasteners damage that could lead to Foreign Object Damage (FOD).
- ▶ Anti-Slip Design (ASD) open end.
- ▶ Black chrome finish is corrosion-resistant and cleans easily.
- ▶ Spline wrenches can be used on 4, 6, 12 point, spline and Torx® fasteners.
- ▶ 180 degree flexibility on box end.
- ▶ The 72 tooth gear allows for 5° arc swing during use.




INCH		Outside Head Width 1 (in)	Head Thickness 1 (in)	Outside Head Width 2 (in)	Head Thickness 2 (in)	Overall Length (in)	Weight (lbs)
5/16	JSCV10F	19/32	9/32	41/64	17/64	5	0.16
3/8	JSCV12F	13/16	13/64	7/8	9/32	5-3/8	0.17
7/16	JSCV14F	57/64	13/64	27/32	5/16	5-9/16	0.19
1/2	JSCV16F	1-1/16	1-15/64	1-3/32	11/32	6	0.2
9/16	JSCV18F	1-9/64	3/8	1-1/16	23/64	6-1/4	0.29
5/8	JSCV20F	1-5/16	13/32	1-3/16	25/64	7	0.33
11/16	JSCV22F	1-25/64	19/64	13/32	1-7/32	7-1/2	0.46
3/4	JSCV24F	1-35/64	11/32	1-21/64	7/16	8-1/2	0.57

MM		Outside Head Width 1 (in)	Head Thickness 1 (in)	Outside Head Width 2 (in)	Head Thickness 2 (in)	Overall Length (in)	Weight (lbs)
8	JSCVM08F	41/64	9/32	21/32	17/64	5	0.13
9	JSCVM09F	47/64	3/32	21/32	9/32	5-13/64	0.16
10	JSCVM10F	13/16	13/64	51/64	9/32	5-3/8	0.16
11	JSCVM11F	57/64	13/64	55/64	5/16	5-1/2	0.17
12	JSCVM12F	63/64	11/32	57/64	21/64	5-25/32	0.19
13	JSCVM13F	1-1/16	15/64	1	11/32	6	0.19
14	JSCVM14F	1-9/64	3/8	1-3/64	23/64	6-1/2	0.21
15	JSCVM15F	1-3/16	1/4	1-3/32	3/8	6-3/4	0.25
16	JSCVM16F	1-21/64	13/32	1-11/64	25/64	7	0.3
17	JSCVM17F	1-25/64	19/64	1-1/4	13/32	7-1/2	0.33
18	JSCVM18F	1-15/32	7/16	1-9/32	27/64	8	0.36
19	JSCVM19F	1-35/64	11/32	1-21/64	7/16	8-1/2	0.45



8 PIECE BLACK CHROME COMBINATION LOCKING FLEX-HEAD RATCHETING WRENCH SET - SPLINE

Product #: **JSCVF-8S**

	INCH	Point Size	Overall Length (in)
JSCV10F	5/16	Spline	5
JSCV12F	3/8	Spline	5-3/8
JSCV14F	7/16	Spline	5-9/16
JSCV16F	1/2	Spline	6
JSCV18F	9/16	Spline	6-1/4
JSCV20F	5/8	Spline	7
JSCV22F	11/16	Spline	7-1/2
JSCV24F	3/4	Spline	8-1/2
J25TR73C	Tool Roll		


Weight (lbs): 2.3




LOCKING FLEX-HEAD RATCHETING WRENCH SETS

12 PIECE BLACK CHROME METRIC COMBINATION LOCKING FLEX-HEAD RATCHETING WRENCH SET - SPLINE

Product #: **JSCVMF-12S**

	MM	Point Size	Overall Length (in)
JSCVM08F	8	Spline	5
JSCVM09F	9	Spline	5-13/64
JSCVM10F	10	Spline	5-3/8
JSCVM11F	11	Spline	5-1/2
JSCVM12F	12	Spline	5-25/32
JSCVM13F	13	Spline	6
JSCVM14F	14	Spline	6-1/2
JSCVM15F	15	Spline	6-3/4
JSCVM16F	16	Spline	7
JSCVM17F	17	Spline	7-1/2
JSCVM18F	18	Spline	8
JSCVM19F	19	Spline	8-1/2
J25TR74C	Tool Roll		

Weight (lbs): 3.28




 FULL POLISH
  SATIN
  BLACK OXIDE
  BLACK CHROME
  INSULATED


Torx® is a trademark of Acument Intellectual Properties, LLC

STUBBY COMBINATION REVERSIBLE RATCHETING WRENCHES - SPLINE

- › The chrome-vanadium switch lever allows for easy changes in turning direction which helps improve efficiency.
- › 15° angled offset helps keep shank clear of obstructions.
- › Box end is chamfered for easy application to the fastener.
- › Spline design enables the wrench to contact conventional fasteners away from the corners, which applies force over a larger area, reducing risk of fastener scoring and helps prevent rounding of the corners and other fasteners damage that could lead to Foreign Object Damage (FOD).
- › Anti-Slip Design (ASD) open end.
- › Black chrome finish is corrosion-resistant and cleans easily.
- › Compact size allows you to work in tight spots.
- › Spline wrenches can be used on 4, 6, 12 point, spline and Torx® fasteners.
- › The 72 tooth gear allows for 5° arc swing during use.




INCH		Outside Head Width 1 (in)	Head Thickness 1 (in)	Outside Head Width 2 (in)	Head Thickness 2 (in)	Overall Length (in)	Weight (lbs)
1/4	JSCV08S	37/64	9/64	9/16	1/4	3-1/8	0.06
5/16	JSCV10S	41/64	5/32	21/32	1/4	3-1/2	0.08
3/8	JSCV12S	13/16	11/64	25/32	9/32	3-3/4	0.11
7/16	JSCV14S	29/32	5/16	55/64	19/64	4	0.12
1/2	JSCV16S	1-1/16	7/32	63/64	11/32	4-1/4	0.16
9/16	JSCV18S	1-9/64	3/8	1-1/32	23/64	4-1/2	0.18
5/8	JSCV20S	1-5/16	13/32	1-11/64	25/64	4-7/8	0.24
11/16	JSCV22S	1-13/32	17/64	1-15/64	13/32	5	0.27
3/4	JSCV24S	1-9/16	5/16	1-5/16	7/16	5-1/2	0.36

MM		Outside Head Width 1 (in)	Head Thickness 1 (in)	Outside Head Width 2 (in)	Head Thickness 2 (in)	Overall Length (in)	Weight (lbs)
6	JSCVM06S	37/64	9/64	9/16	1/4	3-1/2	0.06
8	JSCVM08S	41/64	9/32	21/32	17/64	3-1/2	0.08
9	JSCVM09S	23/32	9/32	47/64	17/64	3-3/4	0.09
10	JSCVM10S	13/16	3/16	51/64	9/32	3-3/4	0.10
11	JSCVM11S	29/32	5/16	55/64	19/64	4	0.14
12	JSCVM12S	31/32	11/32	29/32	21/64	4-1/4	0.15
13	JSCVM13S	1-1/16	7/32	63/64	11/32	4-1/4	0.18
14	JSCVM14S	1-9/64	3/8	1-1/32	23/64	4-1/2	0.21
15	JSCVM15S	1-7/32	1/4	1-3/32	3/8	4-11/16	0.24
16	JSCVM16S	1-5/16	13/32	1-5/32	25/64	4-7/8	0.33
17	JSCVM17S	1-13/32	15/64	1-1/4	13/32	5	0.38
18	JSCVM18S	1-7/16	5/16	1-1/4	7/16	5-5/32	0.41
19	JSCVM19S	1-9/16	5/16	1-5/16	7/16	5-1/2	0.47



9 PIECE BLACK CHROME COMBINATION STUBBY REVERSIBLE RATCHETING WRENCH SET - SPLINE

Product #: **JSCVS-9S**

 SPL	INCH	Point Size	Overall Length (in)
JSCV08S	1/4	Spline	3-1/8
JSCV10S	5/16	Spline	3-1/2
JSCV12S	3/8	Spline	3-3/4
JSCV14S	7/16	Spline	4
JSCV16S	1/2	Spline	4-1/4
JSCV18S	9/16	Spline	4-1/2
JSCV20S	5/8	Spline	4-7/8
JSCV22S	11/16	Spline	5
JSCV24S	3/4	Spline	5-1/2
J25TR71C	Tool Roll		


Weight (lbs): 1.63




STUBBY REVERSIBLE RATCHETING WRENCH SETS

13 PIECE BLACK CHROME METRIC COMBINATION STUBBY REVERSIBLE RATCHETING WRENCH SET - SPLINE

Product #: **JSCVMS-13S**

 SPL	MM	Point Size	Overall Length (in)
JSCVM06S	6	Spline	3-1/2
JSCVM08S	8	Spline	3-1/2
JSCVM09S	9	Spline	3-3/4
JSCVM10S	10	Spline	3-3/4
JSCVM11S	11	Spline	4
JSCVM12S	12	Spline	4-1/4
JSCVM13S	13	Spline	4-1/4
JSCVM14S	14	Spline	4-1/2
JSCVM15S	15	Spline	4-11/16
JSCVM16S	16	Spline	4-7/8
JSCVM17S	17	Spline	5
JSCVM18S	18	Spline	5-5/32
JSCVM19S	19	Spline	5-1/2
J25TR72C	Tool Roll		

Weight (lbs): 2.29




 FULL POLISH
  SATIN
  BLACK OXIDE
  BLACK CHROME
  INSULATED

Torx® is a trademark of Acument Intellectual Properties, LLC

DOUBLE BOX REVERSIBLE RATCHETING WRENCHES - SPLINE


- ▶ The chrome-vanadium switch lever allows for easy changes in turning direction which helps improve efficiency.
- ▶ Ratcheting spline box end is chamfered for easy application to the fastener.
- ▶ Spline design enables the wrench to contact conventional fasteners away from the corners, which applies force over a larger area, reducing risk of fastener scoring and helps prevent rounding of the corners and other fasteners damage that could lead to Foreign Object Damage (FOD).
- ▶ Black chrome finish is corrosion-resistant and cleans easily.
- ▶ Spline wrenches can be used on 4, 6, 12 point, spline and Torx® fasteners.
- ▶ The 72 tooth gear allows for 5° arc swing during use.




INCH		Outside Head Width 1 (in)	Head Thickness 1 (in)	Outside Head Width 2 (in)	Head Thickness 2 (in)	Overall Length (in)	Weight (lbs)
7/32 x 9/32	JSBV0709	11/16	1/8	11/16	1/8	4-1/2	0.08
1/4 x 5/16	JSBV0810	11/16	1/8	11/16	1/8	4-1/2	0.08
3/8 x 7/16	JSBV1214	7/8	1/8	7/8	1/8	5-15/16	0.12
1/2 x 9/16	JSBV1618	1	3/16	1	3/16	7-1/16	0.23
5/8 x 11/16	JSBV2022	1-3/16	3/16	1-3/16	3/16	7-7/8	0.35
3/4 x 7/8	JSBV2428	1-5/8	1/4	1-5/8	1/4	9-5/8	0.63
13/16 x 15/16	JSBV2630	1-13/16	1/4	1-13/16	1/4	10-1/4	0.84
1 x 1-1/8	JSBV3236	2-5/16	5/16	2-5/16	5/16	11-5/8	0.95

8 PIECE BLACK CHROME DOUBLE BOX REVERSIBLE RATCHETING WRENCH SET - SPLINE

Product #: **JSBV-8S**

	INCH	Point Size	Overall Length (in)
JSBV0709	7/32 x 9/32	Spline	4-1/2
JSBV0810	1/4 x 5/16	Spline	4-1/2
JSBV1214	3/8 x 7/16	Spline	5-15/16
JSBV1618	1/2 x 9/16	Spline	7-1/16
JSBV2022	5/8 x 11/16	Spline	7-7/8
JSBV2428	3/4 x 7/8	Spline	9-5/8
JSBV2630	13/16 x 15/16	Spline	10-1/4
JSBV3236	1 x 1-1/8	Spline	11-5/8
JSBV8SP	Tool Roll		

Weight (lbs): 4.12





4 PIECE RATCHETING WRENCH ADAPTER SET - FRACTIONAL

Product #: **JHA4S**

- › Full polish finish provides corrosion resistance and easy-to-clean surfaces.
- › Converts ratcheting wrench into super-thin ratchets or ratcheting bit drivers.
- › Inserts into box end with a stable locking and release mechanism.
- › Converts:
 - 3/8" Ratcheting Wrench to 1/4" Drive Bit Adapter
 - 3/8" Ratcheting Wrench to 1/4" Drive Adapter
 - 1/2" Ratcheting Wrench to 3/8" Drive Adapter
 - 3/4" Ratcheting Wrench to 1/2" Drive Adapter
- › Weight (lbs): 0.21



4 PIECE RATCHETING WRENCH ADAPTER SET - METRIC

Product #: **JHAM4S**

- › Full polish finish provides corrosion resistance and easy-to-clean surfaces.
- › Converts ratcheting wrench into super-thin ratchets or ratcheting bit drivers.
- › Inserts into box end with a stable locking and release mechanism.
- › Easy to read markings.
- › Converts:
 - 10mm Ratcheting Wrench to 1/4" Drive Bit Adapter
 - 10mm Ratcheting Wrench to 1/4" Drive Adapter
 - 13mm Ratcheting Wrench to 3/8" Drive Adapter
 - 19mm Ratcheting Wrench to 1/2" Drive Adapter
- › Weight (lbs): 0.22



RATCHETING WRENCH ADAPTER SETS

RATCHETING WRENCH ADAPTERS

This adapter converts a ratcheting wrench into a super-thin ratchet or ratcheting bit driver to reach into difficult spaces. It fits securely into the box end of the ratcheting wrench and accepts 1/4", 3/8" or 1/2" drive sockets and 1/4" bits, depending on the size of the adapter. A button on the top releases the socket or bit.



Torx® is a trademark of Acument Intellectual Properties, LLC

OFFSET REVERSIBLE RATCHETING DOUBLE BOX WRENCHES

- › 25° offset box end helps keep shank clear of obstructions.
- › Built in retaining ring in each ratchet wheel adds speed and convenience for greater accessibility.
- › Shorter length for access to confined work spaces.
- › 6 point box end allows larger wrench to fastener contact area which helps prevent rounding of the fastener.
- › 12 point box end allows for fine indexing.
- › Fits 4, 6 and 12 point fasteners.
- › Reversing switch lever allows for easy changes in turning direction which helps improve speed.
- › The wrench self-aligns with the fastener.



INCH	6	12	Outside Head Width 1 (in)	Head Thickness 1 (in)	Outside Head Width 2 (in)	Head Thickness 2 (in)	Overall Length (in)	Weight (lbs)
7/32 x 9/32	-	J1179T	19/32	3/8	43/64	3/8	4-1/4	0.15
1/4 x 5/16	J1181-A	J1181T	19/32	3/8	41/64	3/8	4-1/4	0.15
3/8 x 7/16	J1182-A	J1182T	25/32	3/8	7/8	3/8	5-7/16	0.21
1/2 x 9/16	J1183-A	J1183T	1	1/2	1-9/64	1/2	6-3/4	0.43
5/8 x 11/16	-	J1184-A	1-19/64	1/2	1-7/16	1/2	8	0.58
5/8 x 3/4	-	J1186	1-19/64	1/2	1-7/16	1/2	8	0.58
3/4 x 7/8	-	J1185-A	1-13/32	1/2	1-9/16	1/2	9-1/8	0.77

ASME B107.100-2010

MM	6	12	Outside Head Width 1 (in)	Head Thickness 1 (in)	Outside Head Width 2 (in)	Head Thickness 2 (in)	Overall Length (in)	Weight (lbs)
7 x 8	J1181M-A	-	19/32	3/8	4-5/16	3/8	4-19/64	0.13
9 x 10	J1182M-A	-	25/32	3/8	5-17/32	3/8	5-33/64	0.22
11 x 13	J1183MA-A	-	1-1/64	1/2	1-5/32	1/2	6-17/32	0.32
12 x 14	J1184MA-A	-	1-1/64	1/2	1-5/32	1/2	6-17/32	0.32
15 x 17	-	J1185M-A	1-19/64	1/2	7-27/32	1/2	7-53/64	0.46
16 x 18	-	J1186M-A	1-19/64	1/2	7-27/32	1/2	7-53/64	0.46
19 x 21	-	J1187M-A	1-13/32	1/2	8-23/32	1/2	8-45/64	0.52

ASME B107.100-2010





5 PIECE OFFSET REVERSIBLE RATCHETING BOX WRENCH SET - 6 & 12 POINT

Product #: **J1180A**

6	12	INCH	Overall Length (in)
J1181-A	-	1/4 x 5/16	4-1/4
J1182-A	-	3/8 x 7/16	5-7/16
J1183-A	-	1/2 x 9/16	6-3/4
-	J1184-A	5/8 x 11/16	8
-	J1185-A	3/4 x 7/8	9-1/8
J25TR06C		Tool Roll	

Weight (lbs): 2.24



OFFSET DOUBLE BOX RATCHETING WRENCH SETS

7 PIECE OFFSET REVERSIBLE RATCHETING BOX WRENCH SET - 6 & 12 POINT

Product #: **J1180MA**

6	12	MM	Overall Length (in)
J1181M-A	-	7 x 8	4-19/64
J1182M-A	-	9 x 10	5-33/64
J1183MA-A	-	11 x 13	6-17/32
J1184MA-A	-	12 x 14	6-17/32
-	J1185M-A	15 x 17	7-53/64
-	J1186M-A	16 x 18	7-53/64
-	J1187M-A	19 x 21	8-45/64
J25TR01C		Tool Roll	

Weight (lbs): 3.60



- FULL POLISH
- SATIN
- BLACK OXIDE
- BLACK CHROME
- INSULATED

REVERSIBLE RATCHETING DOUBLE BOX WRENCHES - 12 POINT

- › Full polish finish provides corrosion resistance and easy to clean surfaces.
- › Built in retaining ring in each ratchet wheel adds speed and convenience for greater accessibility.
- › Shorter length for access to confined work spaces.
- › Reversing switch lever allows for easy changes in turning direction which helps improve speed.
- › Fits 4, 6 and 12 point fasteners.



INCH	12	Overall Length (in)	Weight (lbs)
1/4 x 5/16	J1191LO	4-1/2	0.15
3/8 x 7/16	J1192LO	5-1/2	0.21
1/2 x 9/16	J1193LO	6-7/8	0.31
5/8 x 11/16	J1194LO	8-1/8	0.58
3/4 x 7/8	J1195LO	9-1/4	0.67



MM	12	Overall Length (in)	Weight (lbs)
7 x 8	J1191MLO	4-1/2	0.16
9 x 10	J1192MLO	5-1/2	0.23
11 x 12	J1193MLO	6-7/8	0.33
13 x 14	J1194MLO	6-7/8	0.61
15 x 17	J1195MLO	8-1/8	0.7



5 PIECE METRIC REVERSIBLE RATCHETING BOX WRENCH SET - 12 POINT

Product #: J1190MLO

12	MM	Point Size	Overall Length (in)
J1191MLO	7 x 8	12	4-1/2
J1192MLO	9 x 10	12	5-1/2
J1193MLO	11 x 12	12	6-7/8
J1194MLO	13 x 14	12	6-7/8
J1195MLO	15 x 17	12	8-1/8
J25TR06C	Tool Roll		

Weight (lbs): 2.03



5 PIECE REVERSIBLE RATCHETING BOX WRENCH SET - 12 POINT

Product #: J1190LO

12	INCH	Point Size	Overall Length (in)
J1191LO	1/4 x 5/16	12	4-1/2
J1192LO	3/8 x 7/16	12	5-1/2
J1193LO	1/2 x 9/16	12	6-7/8
J1194LO	5/8 x 11/16	12	8-1/8
J1195LO	3/4 x 7/8	12	9-1/4
J25TR06C	Tool Roll		

Weight (lbs): 2.18





RATCHETING DOUBLE BOX WRENCHES

- Full polish finish provides corrosion resistance and easy to clean surfaces.
- Built in retaining ring in each ratchet wheel adds speed and convenience for greater accessibility.
- Shorter length for access to confined workspaces.
- Fits 4, 6 and 12 point fasteners.



DOUBLE BOX RATCHETING WRENCHES

INCH	12	Outside Head Width 1 (in)	Head Thickness 1 (in)	Outside Head Width 2 (in)	Head Thickness 2 (in)	Overall Length (in)	Weight (lbs)
1/4 x 5/16	J1191T-A	9/32	3/8	5/8	3/8	4-1/2	0.12
3/8 x 7/16	J1192T-A	3/4	3/8	7/8	3/8	5-1/2	0.17
1/2 x 9/16	J1193T-A	1	1/2	1-1/8	1/2	6-7/8	0.29
5/8 x 11/16	J1194-A	1-19/64	1/2	1-7/16	1/2	8-1/8	0.44
3/4 x 7/8	J1195-A	1-13/32	1/2	1-37/64	1/2	9-1/4	0.52
5/8 x 3/4	J1196-A	1-19/64	1/2	1-7/16	1/2	8-1/8	0.47
13/16 x 15/16	J1197-A	1-13/32	1/2	1-37/64	1/2	9-1/4	0.52
1 x 1-1/16	J1198	1-29/32	9/16	2-1/4	9/16	15	0.56
1-1/8 x 1-1/4	J1199	1-29/32	9/16	2-1/4	9/16	15	0.60

ASME B107.100-2010

MM	6	12	Outside Head Width 1 (in)	Head Thickness 1 (in)	Outside Head Width 2 (in)	Head Thickness 2 (in)	Overall Length (in)	Weight (lbs)
7 x 8	J1191M-A	-	19/32	3/8	4-5/16	3/8	4-19/64	0.12
9 x 10	J1192M-A	-	25/32	3/8	5-17/32	3/8	5-33/64	0.17
11 x 13	J1193MA-A	-	1-1/64	1/2	1-5/32	1/2	6-13/16	0.31
12 x 14	J1194MA-A	-	1-1/64	1/2	1-5/32	1/2	9-1/4	0.39
15 x 17	-	J1195M-A	1-19/64	1/2	8-1/8	1/2	8-7/64	0.48
16 x 18	-	J1196M	1-19/64	1/2	8-1/8	1/2	8-7/64	0.48
19 x 21	-	J1197M	1-13/32	1/2	9-1/4	1/2	9-15/64	0.55

ASME B107.100-2010

REVERSIBLE RATCHETING BOX WRENCH - SPLINE

- Metric Spline wrenches can be used on metric 4, 6, 12 point, spline and Torx® fasteners.
- The chrome-vanadium switch lever allows for easy changes in turning direction which helps improve speed.
- 15° angled offset box end helps keep shank clear of obstructions.
- Reversing switch lever allows for easy changes in turning direction which helps improve speed.
- Box end is chamfered for easy application to the fastener.
- Spline design enables the wrench to contact conventional fasteners away from the corners, which applies force over a larger area, reducing risk of fastener scoring and helps prevent rounding of the corners and other fasteners damage that could lead to Foreign Object Damage (FOD).



INCH	SPL	Outside Head Width 1 (in)	Head Thickness 1 (in)	Outside Head Width 2 (in)	Head Thickness 2 (in)	Overall Length (in)	Weight (lbs)
3/8 x 7/16	J1192SPL	51/64	3/8	57/64	3/8	5-1/2	0.19

Torx® is a trademark of Acument Intellectual Properties, LLC



5 PIECE RATCHETING BOX WRENCH SET - 6 & 12 POINT

Product #: **J1190MA**

6	12	MM	Overall Length (in)
J1191M-A	-	7 x 8	4-19/64
J1192M-A	-	9 x 10	5-33/64
J1193MA-A	-	11 x 13	6-13/16
J1194MA-A	-	12 x 14	9-1/4
-	J1195M-A	15 x 17	8-7/64
J25TR06C		Tool Roll	

Weight (lbs): 1.55



5 PIECE RATCHETING BOX WRENCH SET - 12 POINT

Product #: **J1190A**

12	INCH	Point Size	Overall Length (in)
J1191T-A	1/4 x 5/16	12	4-1/2
J1192T-A	3/8 x 7/16	12	5-1/2
J1193T-A	1/2 x 9/16	12	6-7/8
J1194-A	5/8 x 11/16	12	8-1/8
J1195-A	3/4 x 7/8	12	9-1/4
J25TR06C		Tool Roll	

Weight (lbs): 1.72



3 PIECE RATCHETING BOX WRENCH SET - 12 POINT

Product #: **J1190B**

12	INCH	Point Size	Overall Length (in)
J1192T-A	3/8 x 7/16	12	5-1/2
J1193T-A	1/2 x 9/16	12	6-7/8
J1196-A	5/8 x 3/4	12	8-1/8
J25TR17C		Tool Roll	

Weight (lbs): 1.10



REFRIGERATION WRENCHES

- ▶ Full polish finish provides corrosion resistance and easy to clean surfaces.
- ▶ Designed for servicing automotive, commercial, and residential air conditioners, refrigeration units and freezers.
- ▶ Hex openings are used for packing gland fittings, mounting bolts, clutch bolts, tubing fittings, dust cap nuts and oil check plugs.
- ▶ Square openings are used on male service valves, plug fittings, compressor valves and refrigerant charging tanks.
- ▶ Reversing switch lever allows for easy changes in turning direction which helps improve speed.

SQUARE	HEX	Product #	Overall Length (in)	Weight (lbs)
1/4 x 3/16	9/16 x 1/2	J1111	6-3/4	0.35
1/4 x 3/8	-	J1112	5-1/2	0.25
3/16 x 5/16	-			





RATCHETING FLARE NUT WRENCHES - 12 POINT

- › Designed for use on 6 and 12 point tube fittings, hydraulic lines, fasteners, valves, and compression fittings.
- › Distinct design only requires 30° rotation to engage ratcheting feature.
- › Carbon steel jaws snap open, then close around fastener.
- › Easy access to tight locations.
- › Non-reflective black oxide finish for use where non-plated products are required.
- › Pivoting head allows user to place the wrench over the connected pipes to reach the fastener.



RATCHETING FLARE NUT WRENCHES

INCH	12	Outside Head Width 1 (in)	Head Thickness 1 (in)	Overall Length (in)	Weight (lbs)
3/8	J3812	1	9/32	5-7/16	0.17
7/16	J3814	1	9/32	5-7/16	0.17
1/2	J3816	1	9/32	5-7/16	0.17
9/16	J3818	1-5/16	3/8	7-1/4	0.31
5/8	J3820	1-5/16	3/8	7-1/4	0.31
11/16	J3822	1-5/16	3/8	7-1/4	0.31
3/4	J3824	1-5/16	3/8	7-1/4	0.31
13/16	J3826	1-11/16	7/16	9-3/8	0.58
7/8	J3828	1-11/16	7/16	9-3/8	0.58
15/16	J3830	1-11/16	1/2	9-3/8	0.58
1	J3832	1-11/16	1/2	9-3/8	0.58



7 PIECE RATCHETING FLARE NUT WRENCH SET - 12 POINT

Product #: J3800A

12	INCH	Point Size	Overall Length (in)
J3812	3/8	12	5-7/16
J3814	7/16	12	5-7/16
J3816	1/2	12	5-7/16
J3818	9/16	12	7-1/4
J3820	5/8	12	7-1/4
J3822	11/16	12	7-1/4
J3824	3/4	12	7-1/4
J25TR03C	Tool Roll		

Weight (lbs): 1.93



- FULL POLISH
- SATIN
- BLACK OXIDE
- BLACK CHROME
- INSULATED

COMBINATION WRENCHES



- ▶ Satin and Black Oxide finish meets ASME B107.100-2010 only.
- ▶ Non-reflective black oxide finish for use where non-plated products are required.
- ▶ Anti-Slip Design (ASD) open end.
- ▶ Fractional sizes 11/32" and smaller and sizes 1-5/16" and larger do not have the ASD feature.
- ▶ Box ends incorporate the TorquePlus™ system.
- ▶ Box end is chamfered for easy application to the fastener.

COMBINATION WRENCHES

INCH	6	6	12	12	12	Throat Depth (in) (B)	Outside Head Width (in) (C)	Head Thickness (in) (D)	Outside Head Width (in) (C1)	Head Thickness (in) (D1)	Length (in)	Overall Length (in)	Weight (lbs)
1/4	J1208H-T500	J1208HA	J1208-T500*	J1208A	J1208BA*	19/64	39/64	1/4	27/64	15/64	4-7/8	4-7/8	0.04
9/32	-	-	J1209-T500*	J1209A	-	23/64	41/64	3/16	29/64	7/32	5-5/32	5-5/32	0.06
5/16	J1210H-T500	J1210HA	J1210-T500*	J1210A	J1210BA*	3/8	45/64	9/32	33/64	17/64	5-3/8	5-3/8	0.08
11/32	J1211H-T500	J1211HA	J1211-T500*	J1211A	J1211BA*	13/32	25/32	3/16	17/32	7/32	5-5/8	5-5/8	0.08
3/8	J1212H-T500	J1212HASD	J1212-T500*	J1212ASD	J1212BASD*	13/32	13/16	3/16	39/64	5/16	6	6	0.11
7/16	J1214H-T500	J1214HASD	J1214-T500*	J1214ASD	J1214BASD*	17/32	15/16	7/32	43/64	17/64	6-1/4	6-1/4	0.14
1/2	J1216H-T500	J1216HASD	J1216-T500*	J1216ASD	J1216BASD*	39/64	1-5/16	1/4	49/64	11/32	8	8	0.18
9/16	J1218H-T500	J1218HASD	J1218-T500*	J1218ASD	J1218BASD*	11/16	1-3/16	3/8	3/4	23/64	8-7/8	8-7/8	0.21
5/8	J1220H-T500	J1220HASD	J1220-T500*	J1220ASD	J1220BASD*	3/4	1-21/64	19/64	55/64	13/32	8-5/8	8-5/8	0.29
11/16	J1222H-T500	J1222HASD	J1222-T500*	J1222ASD	J1222BASD*	13/16	1-29/64	5/16	61/64	7/16	9-13/32	9-13/32	0.35
3/4	J1224H-T500	J1224HASD	J1224-T500*	J1224ASD	J1224BASD*	57/64	1-37/64	11/32	1-3/32	15/32	10-1/8	10-1/8	0.41
13/16	J1226H-T500	J1226HASD	J1226-T500*	J1226ASD	J1226BASD*	31/32	1-11/16	23/64	1-11/64	1/2	11-7/8	11-7/8	0.54
7/8	J1228H-T500	J1228HASD	J1228-T500*	J1228ASD	J1228BASD*	1-1/16	1-13/16	17/32	1-1/4	33/64	12-1/2	12-1/2	0.65
15/16	J1230H-T500	J1230HASD	J1230-T500*	J1230ASD	J1230BASD*	1-1/8	1-29/32	19/32	1-27/64	37/64	13-1/4	13-1/4	0.74
1	J1232H-T500	J1232HASD	J1232-T500*	J1232ASD	J1232BASD*	1-13/64	2-1/64	19/32	1-13/32	47/64	12-7/8	12-7/8	0.95
1-1/16	J1234H-T500	J1234HASD	J1234-T500*	J1234ASD	J1234BASD*	1-9/32	2-9/64	5/8	1-31/64	39/64	15-1/4	15-1/4	1.13
1-1/8	J1236H-T500	J1236HASD	J1236-T500*	J1236ASD	J1236BASD*	1-23/64	2-17/64	21/32	1-21/32	41/64	14-7/8	14-7/8	1.38
1-3/16	J1238H-T500	J1238HASD	J1238-T500*	J1238ASD	J1238BASD*	1-23/64	2-25/64	3/4	1-21/32	23/64	15-7/8	15-7/8	1.54
1-1/4	J1240H-T500	J1240HASD	J1240-T500*	J1240ASD	J1240BASD*	1-1/2	2-33/64	23/32	1-3/4	47/64	16-7/8	16-7/8	1.89
1-5/16	-	-	J1242-T500	J1242	J1242B	1-37/64	2-41/64	3/4	1-27/32	3/4	17-5/8	17-5/8	2.15
1-3/8	-	-	J1244-T500	J1244	J1244B	1-21/32	2-49/64	35/64	1-15/16	25/32	18-1/2	18-1/2	2.34
1-7/16	-	-	J1246-T500	J1246	J1246B	1-47/64	2-57/64	13/16	2-3/64	51/64	19-3/8	19-3/8	2.67
1-1/2	-	-	J1248-T500	J1248	J1248B	1-51/64	3-1/64	27/32	2-1/8	53/64	20-1/4	20-1/4	3.18
1-9/16	-	-	J1250-T500	J1250	J1250B	1.795	5-63/64	39/64	2-9/64	13/16	20-5/16	20-5/16	3.18
1-5/8	-	-	J1252-T500	J1252	J1252B	2.015	3-25/64	1/16	2-27/64	29/32	23	23	4.68
1-11/16	-	-	-	J1254	J1254B	1-63/64	3-25/64	21/32	2-13/32	29/32	23	23	4.74
1-3/4	-	-	-	J1256	J1256B	2-11/64	3-41/64	45/64	2-39/64	31/32	25	25	5.64
1-13/16	-	-	-	J1258	J1258B	2-11/64	3-41/64	45/64	2-39/64	31/32	25	25	5.64
1-7/8	-	-	-	J1260	J1260B	2-25/64	4-1/64	49/64	2-57/64	1-1/16	28	28	7.46
2	-	-	-	J1264	J1264B	2-25/64	4-1/64	49/64	2-57/64	11/16	28	28	7.35
2-1/16	-	-	-	J1266	-	2-45/64	4-33/64	27/32	3-1/4	13/16	29-1/2	29-1/2	9.88
2-1/8	-	-	-	J1268	-	2-45/64	4-33/64	27/32	3-1/4	13/16	29-1/2	29-1/2	9.74
2-3/16	-	-	-	J1270	-	2-45/64	4-33/64	27/32	3-1/4	1-3/16	29-1/2	29-1/2	9.45
2-1/4	-	-	-	J1272	-	2-45/64	4-33/64	27/32	3-1/4	1-3/16	29-1/2	29-1/2	8.25
2-3/8	-	-	-	J1276	-	2-55/64	5	31/32	3-5/8	1-5/16	31-1/2	31-1/2	13.12
2-1/2	-	-	-	J1280	-	3	5	31/32	3-5/8	1-5/16	31-1/2	31-1/2	12.49
2-9/16	-	-	-	J1282	-	2-1/2	4-1/2	1	3-5/8	1-1/2	29-3/4	29-3/4	13.00
2-5/8	-	-	-	J1284	-	2-5/8	4-3/4	1	3-3/4	1-11/16	29-3/4	29-3/4	13.00
2-3/4	-	-	-	J1288	-	2-9/16	4-3/4	1	3-3/4	1-11/16	29-3/4	29-3/4	13.00
2-13/16	-	-	-	-	J1290	2-15/16	5-1/2	1-1/8	4-1/4	1-1/2	34	34	18.00
2-7/8	-	-	-	-	J1292	2-7/8	5-1/2	1-1/8	4-3/4	1-7/16	34	34	18.00
2-15/16	-	-	-	-	J1294	2-15/16	5-1/2	1-1/8	4-3/4	1-1/2	34	34	18.00
3	-	-	-	-	J1296	2-15/16	5-1/2	1-1/8	4-3/4	1-1/2	34	34	18.00
3-1/8	-	-	-	-	J12100	2-7/8	5-1/2	1-1/8	4-3/4	1-1/2	34	34	18.00
3-1/4	-	-	-	-	J12104	4	7	1-11/16	5-1/2	2	37	37	35.00
3-1/2	-	-	-	-	J12112	3-7/8	7	1-5/8	5-7/8	2-1/8	37	37	35.00
3-3/4	-	-	-	-	J12120	3-3/4	7	1-3/4	6-1/8	2-1/4	37	37	35.00
3-7/8	-	-	-	-	J12124	3-3/4	7	1-5/8	6-1/8	2-1/4	37	37	35.00

*SAE AS954G ASME B107.100-2010

6 POINT
 8 POINT
 12 POINT
 SPL SPLINE
 HEX
 OPEN



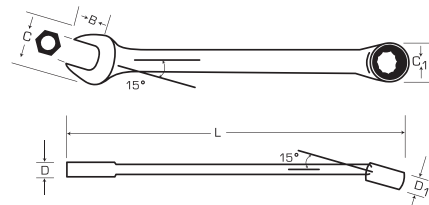
METRIC COMBINATION WRENCHES

- ▶ Metric sizes 9mm and smaller and sizes 36 mm and larger do not have the ASD feature.
- ▶ Satin and Black Oxide finish meets ASME B107.100-2010 only.
- ▶ Non-reflective black oxide finish for use where non-plated products are required.

COMBINATION WRENCHES

MM	6	6	12	12	12	Throat Depth (in) (B)	Outside Head Width (in) (C)	Head Thickness (in) (D)	Outside Head Width (in) (C1)	Head Thickness (in) (D1)	Overall Length (in)	Weight (lbs)
6	J1206MH-T500	J1206MHA	J1206M-T500°	J1206MA	J1206MBA°	19/64	35/64	5/32	25/64	5/32	4-29/32	0.05
7	J1207MH-T500	J1207MHA	J1207M-T500°	J1207MA	J1207MBA°	5/16	19/32	1/4	13/32	15/64	5-5/32	0.06
8	J1208MH-T500	J1208MHA	J1208M-T500°	J1208MA	J1208MBA°	25/64	11/16	9/32	1/2	17/64	5-13/32	0.07
9	J1209MH-T500	J1209MHA	J1209M-T500°	J1209MA	J1209MBA°	13/32	3/4	9/32	35/64	17/64	5-21/32	0.08
10	J1210MH-T500	J1210MHASD	J1210M-T500°	J1210MASD	J1210MBASD°	31/64	7/8	7/32	21/32	5/16	5-29/32	0.11
11	J1211MH-T500	J1211MHASD	J1211M-T500°	J1211MASD	J1211MBASD°	33/64	59/64	11/32	11/16	21/64	6-1/4	0.15
12	J1212MH-T500	J1212MHASD	J1212M-T500°	J1212MASD	J1212MBASD°	9/16	1	1/4	47/64	11/32	7-45/64	0.18
13	J1213MH-T500	J1213MHASD	J1213M-T500°	J1213MASD	J1213MBASD°	39/64	1-1/32	1/4	25/32	11/32	7-29/32	0.21
14	J1214MH-T500	J1214MHASD	J1214M-T500°	J1214MASD	J1214MBASD°	11/16	1-3/16	3/8	55/64	23/64	8-13/16	0.29
15	J1215MH-T500	J1215MHASD	J1215M-T500°	J1215MASD	J1215MBASD°	3/4	1-1/4	3/8	55/64	23/64	8-5/8	0.25
16	J1216MH-T500	J1216MHASD	J1216M-T500°	J1216MASD	J1216MBASD°	3/4	1-21/64	5/16	15/16	13/32	9-35/64	0.26
17	J1217MH-T500	J1217MHASD	J1217M-T500°	J1217MASD	J1217MBASD°	53/64	1-25/64	21/64	59/64	7/16	9-13/32	0.38
18	J1218MH-T500	J1218MHASD	J1218M-T500°	J1218MASD	J1218MBASD°	55/64	1-33/64	15/32	1-1/64	29/64	10-1/8	0.41
19	J1219MH-T500	J1219MHASD	J1219M-T500°	J1219MASD	J1219MBASD°	29/32	1-37/64	11/32	1-7/64	15/32	10-1/2	0.46
20	-	-	J1220M-T500°	J1220MASD	J1220MBASD°	63/64	1-11/16	1/2	1-3/16	31/64	11-27/64	0.55
21	-	-	J1221M-T500°	J1221MASD	J1221MBASD°	63/64	1-11/16	1/2	1-3/16	31/64	11-13/16	0.54
22	-	-	J1222M-T500°	J1222MASD	J1222MBASD°	1-3/64	1-25/32	3/8	1-17/64	1/2	12-17/32	0.62
23	-	-	J1223M-T500°	J1223MASD	J1223MBASD°	1-1/8	1-57/64	9/16	1-11/32	35/64	12-59/64	0.77
24	-	-	J1224M-T500°	J1224MASD	J1224MBASD°	1-1/8	1-57/64	9/16	1-11/32	37/64	12-7/8	0.77
25	-	-	J1225M-T500°	J1225MASD	J1225MBASD°	1-13/64	2	27/64	1-27/64	37/64	12-7/8	0.85
26	-	-	J1226M-T500°	J1226MASD	J1226MBASD°	1-13/64	2-1/64	27/64	1-27/64	19/32	14-41/64	0.97
27	-	-	J1227M-T500°	J1227MASD	J1227MBASD°	1-7/32	2-9/64	5/8	1-31/64	21/32	14-7/8	1.17
28	-	-	J1228M-T500°	J1228MASD	J1228MBASD°	1-23/64	2-17/64	21/32	1-21/32	21/32	14-7/8	1.37
29	-	-	J1229M-T500°	J1229MASD	-	1-23/64	2-17/64	21/32	1-49/64	21/32	14-7/8	1.39
30	-	-	J1230M-T500°	J1230MASD	J1230MBASD°	1-23/64	2-17/64	21/32	2-3/64	47/64	15-55/64	1.41
32	-	-	J1232M-T500°	J1232MASD	J1232MBASD°	1-1/2	2-33/64	23/32	2-27/64	47/64	16-59/64	1.82
34	-	-	J1234M-T500	-	-	1-9/32	2-9/64	39/64	1-31/64	3/4	15-1/4	1.13
36	-	-	J1236M-T500	J1236M	-	1-23/64	2-17/64	41/64	1-21/32	41/64	15-7/8	1.38
41	-	-	-	J1241M	-	2-1/64	3-25/64	15/16	2-27/64	59/64	23	4.34
46	-	-	-	J1246M	-	2-11/64	3-41/64	43/64	2-39/64	31/32	25	5.50
50	-	-	-	J1250M	-	2-25/64	4-1/64	47/64	2-57/64	1-1/16	28	6.97
55	-	-	-	J1255M	-	2-9/16	4-1/4	1	3-1/4	1-3/16	28-3/4	10.00
60	-	-	-	J1260M	-	2-13/32	4-1/2	1	3-5/8	1-1/2	29-3/4	13.00
65	-	-	-	J1265M	-	2-3/8	4-1/2	1	3-5/8	1-1/2	29-3/4	13.00
70	-	-	-	J1270M	-	2-9/16	4-3/4	1	3-3/4	1-5/8	29-3/4	13.00
75	-	-	-	-	J1275M	2-15/16	5-1/2	1-1/8	4-3/4	1-1/2	34	18.00
80	-	-	-	-	J1280M	2-7/8	5-1/2	1-1/8	4-3/4	1-9/16	34	18.00

*SAE AS955 ASME B107.100-2010



- FULL POLISH
- SATIN
- BLACK OXIDE
- BLACK CHROME
- INSULATED

FULL POLISH COMBINATION WRENCHES - SPLINE

- ▶ Proto Spline Tools are designed to service high tensile strength fasteners used widely on military and commercial aircraft and in heavy machinery applications where vibration is prevalent. They are also used in automotive and industrial areas where high performance torque needs to be achieved.
- ▶ Spline fasteners help tighten high strength bolts to high torque loads.
- ▶ They help lower the force required to turn standard fasteners by allowing the torque load to be moved away from the corners, helping prevent fastener rounding. They also turn fasteners with damaged corners.
- ▶ Spline helps reduce foreign object debris (FOD) by having a precise fit between the fastening tool and its fastener.
- ▶ Full polish finish provides corrosion resistance and an easy to clean surface.
- ▶ Anti-Slip Design (ASD) open end.



INCH	SPL	Throat Depth 1 (in)	Outside Head Width 1 (in)	Head Thickness 1 (in)	Outside Head Width 2 (in)	Head Thickness 2 (in)	Overall Length (in)	Weight (lbs)
1/4	J1208SPL	17/64	35/64	3/16	25/64	11/64	4-29/32	0.06
9/32	J1209SPL	19/64	39/64	3/16	7/16	11/64	5-5/32	0.07
5/16	J1210SPL	21/64	11/16	11/64	31/64	3/16	5-27/64	0.08
11/32	J1211SPL	23/64	25/32	3/16	35/64	7/32	5-21/32	0.09
3/8	J1212SPL	13/32	27/32	1/4	37/64	15/64	5-59/62	0.10
7/16	J1214SPL	15/32	15/16	9/32	43/64	17/64	6-29/32	0.14
1/2	J1216SPL	17/32	1-5/64	1/4	47/64	5/16	7-29/32	0.20
9/16	J1218SPL	19/32	1-13/64	9/32	13/16	11/32	8-53/64	0.26
5/8	J1220SPL	43/64	1-21/64	19/64	57/64	3/8	9-35/64	0.34
11/16	J1222SPL	47/64	1-7/16	5/16	63/64	13/32	10-19/64	0.42
3/4	J1224SPL	51/64	1-37/64	11/32	1-5/64	15/32	11-3/64	0.50
13/16	J1226SPL	55/64	1-23/32	17/32	1-3/16	33/64	11-53/64	0.59
7/8	J1228SPL	15/16	1-27/32	3/8	1-1/4	17/32	12-17/32	0.73
15/16	J1230SPL	1	1-31/32	19/32	1-23/64	37/64	13-5/16	0.90
1	J1232SPL	1-1/16	2-3/32	19/32	1-29/64	37/64	14-1/16	1.10



15 PIECE FULL POLISH COMBINATION WRENCH SET- SPLINE

Product #: J1200SPL

SPL	INCH	Overall Length (in)
J1208SPL	1/4	3-1/32
J1209SPL	9/32	3-1/32
J1210SPL	5/16	3-7/32
J1211SPL	11/32	3-5/16
J1212SPL	3/8	3-17/32
J1214SPL	7/16	3-17/32
J1216SPL	1/2	3-19/32
J1218SPL	9/16	3-27/32
J1220SPL	5/8	4-1/16
J1222SPL	11/16	4-9/32
J1224SPL	3/4	5
J1226SPL	13/16	5-9/16
J1228SPL	7/8	5-25/32
J1230SPL	15/16	5-31/32
J1232SPL	1	6-7/32

Weight (lbs): 6.63





31 PIECE SATIN COMBINATION ASD WRENCH SET - 12 POINT

Product #: **J1200-90ASD**



12

INCH

Point Size

Overall Length (in)

J1210A	5/16	12	5-3/8
J1212ASD	3/8	12	6
J1214ASD	7/16	12	7
J1216ASD	1/2	12	8
J1218ASD	9/16	12	8-7/8
J1220ASD	5/8	12	9-1/2
J1222ASD	11/16	12	10-1/4
J1224ASD	3/4	12	11
J1226ASD	13/16	12	11-7/8
J1228ASD	7/8	12	12-1/2
J1230ASD	15/16	12	13-1/4
J1232ASD	1	12	14
J1234ASD	1-1/16	12	15-1/4
J1236ASD	1-1/8	12	15-7/8
J1240ASD	1-1/4	12	16-7/8
J1242	1-5/16	12	17-5/8
J1244	1-3/8	12	18-1/2
J1246	1-7/16	12	19-3/8
J1248	1-1/2	12	20-1/4
J1252	1-5/8	12	23
J1254	1-11/16	12	23
J1256	1-3/4	12	25
J1258	1-13/16	12	25
J1260	1-7/8	12	28
J1264	2	12	28
J1266	2-1/16	12	29-1/2
J1268	2-1/8	12	29-1/2
J1270	2-3/16	12	29-1/2
J1272	2-1/4	12	29-1/2
J1276	2-3/8	12	31-1/2
J1280	2-1/2	12	31-1/2

J25TR34C Tool Roll

Weight (lbs):124

ASME B107.100

FULL POLISH
 SATIN
 BLACK OXIDE
 BLACK CHROME
 INSULATED

26 PIECE SATIN COMBINATION ASD WRENCH SET - 12 POINT

Product #: **J1200-80ASD**



12

INCH

Point Size

Overall Length (in)

J1208A	1/4	12	4-7/8
J1210A	5/16	12	5-3/8
J1212ASD	3/8	12	6
J1214ASD	7/16	12	7
J1216ASD	1/2	12	8
J1218ASD	9/16	12	8-7/8
J1220ASD	5/8	12	9-1/2
J1222ASD	11/16	12	10-1/4
J1224ASD	3/4	12	11
J1226ASD	13/16	12	11-7/8
J1228ASD	7/8	12	12-1/2
J1230ASD	15/16	12	13-1/4
J1232ASD	1	12	14
J1234ASD	1-1/16	12	15-1/4
J1236ASD	1-1/8	12	15-7/8
J1240ASD	1-1/4	12	16-7/8
J1242	1-5/16	12	17-5/8
J1244	1-3/8	12	18-1/2
J1246	1-7/16	12	19-3/8
J1248	1-1/2	12	20-1/4
J1252	1-5/8	12	23
J1254	1-11/16	12	23
J1256	1-3/4	12	25
J1258	1-13/16	12	25
J1260	1-7/8	12	28
J1264	2	12	28

Weight (lbs):57.42


ASME B107.100

COMBINATION WRENCH SETS

16 PIECE SATIN COMBINATION WRENCH SET - 12 POINTProduct #: **J1200F-HD**


12	INCH	Point Size	Overall Length (in)
J1242	1-5/16	12	17-5/8
J1244	1-3/8	12	18-1/2
J1246	1-7/16	12	19-3/8
J1248	1-1/2	12	20-1/4
J1252	1-5/8	12	23
J1254	1-11/16	12	23
J1256	1-3/4	12	25
J1258	1-13/16	12	25
J1260	1-7/8	12	28
J1264	2	12	28
J1266	2-1/16	12	29-1/2
J1268	2-1/8	12	29-1/2
J1270	2-3/16	12	29-1/2
J1272	2-1/4	12	29-1/2
J1276	2-3/8	12	31-1/2
J1280	2-1/2	12	31-1/2

Weight (lbs): 113.5

ASME B107.100 **15 PIECE COMBINATION ASD WRENCH SETS - 12 POINT**

12	12	INCH	Point Size	Overall Length (in)
J1200F-T500*	J1200FASD			
J1210-T500	J1210A	5/16	12	5-3/8
J1212-T500	J1212ASD	3/8	12	6
J1214-T500	J1214ASD	7/16	12	7
J1216-T500	J1216ASD	1/2	12	8
J1218-T500	J1218ASD	9/16	12	8-7/8
J1220-T500	J1220ASD	5/8	12	9-1/2
J1222-T500	J1222ASD	11/16	12	10-1/4
J1224-T500	J1224ASD	3/4	12	11
J1226-T500	J1226ASD	13/16	12	11-7/8
J1228-T500	J1228ASD	7/8	12	12-1/2
J1230-T500	J1230ASD	15/16	12	13-1/4
J1232-T500	J1232ASD	1	12	14
J1234-T500	J1234ASD	1-1/16	12	15-1/4
J1236-T500	J1236ASD	1-1/8	12	15-7/8
J1240-T500	J1240ASD	1-1/4	12	16-7/8
J25TR34C	J25TR34C	Tool Roll		

Weight (lbs): 9.75

*SAE AS954G ASME B107.100-2010 




14 PIECE BLACK OXIDE COMBINATION ASD WRENCH SET - 12 POINT

Product #: **J1200FBASD**

- ▶ Non-reflective black oxide finish for use where non-plated products are required.

12	INCH	Point Size	Overall Length (in)
J1212BASD	3/8	12	6
J1214BASD	7/16	12	7
J1216BASD	1/2	12	8-7/8
J1218BASD	9/16	12	8-7/8
J1220BASD	5/8	12	9-1/2
J1222BASD	11/16	12	10-1/4
J1224BASD	3/4	12	11
J1226BASD	13/16	12	11-7/8
J1228BASD	7/8	12	12-1/2
J1230BASD	15/16	12	13-1/4
J1232BASD	1	12	14
J1234BASD	1-1/16	12	15-1/4
J1236BASD	1-1/8	12	15-7/8
J1240BASD	1-1/4	12	16-7/8
J25TR41C	Tool Roll		

Weight (lbs): 9.70 SAE AS954G ASME B107.100-2010



COMBINATION WRENCH SETS


11 PIECE COMBINATION ASD WRENCH SETS - 12 POINT

12	12	INCH	Point Size	Overall Length (in)
J1200H11T5	J1208A	1/4	12	4-7/8
J1212-T500	J1212ASD	3/8	12	6
J1214-T500	J1214ASD	7/16	12	7
J1216-T500	J1216ASD	1/2	12	8
J1218-T500	J1218ASD	9/16	12	8-7/8
J1220-T500	J1220ASD	5/8	12	9-1/2
J1222-T500	J1222ASD	11/16	12	10-1/4
J1224-T500	J1224ASD	3/4	12	11
J1226-T500	J1226ASD	13/16	12	11-7/8
J1228-T500	J1228ASD	7/8	12	12-1/2
J1230-T500	J1230ASD	15/16	12	13-1/4
J1232-T500	-	1	12	14

Weight (lbs): 12.50 *SAE AS954G ASME B107.100-2010




J1200H11T5



J1200GASD11

FULL POLISH	SATIN	BLACK OXIDE	BLACK CHROME	INSULATED
-------------	-------	-------------	--------------	-----------

10 PIECE COMBINATION ASD WRENCH SETS



J1200GHASD-T500



J1200GASD

6

J1200GHASDT500

6

J1200GHASD

12

J1200GASD

INCH

Overall Length (in)

J1214HASD-T500	J1214HASD	J1214ASD	7/16	7
J1216HASD-T500	J1216HASD	J1216ASD	1/2	8
J1218HASD-T500	J1218HASD	J1218ASD	9/16	8-7/8
J1220HASD-T500	J1220HASD	J1220ASD	5/8	9-1/2
J1222HASD-T500	J1222HASD	J1222ASD	11/16	10-1/4
J1224HASD-T500	J1224HASD	J1224ASD	3/4	11
J1226HASD-T500	J1226HASD	J1226ASD	13/16	11-7/8
J1228HASD-T500	J1228HASD	J1228ASD	7/8	12-1/2
J1230HASD-T500	J1230HASD	J1230ASD	15/16	13-1/4
J1232HASD-T500	J1232HASD	J1232ASD	1	14
J25TR05C	J25TR05C	J25TR05C	Tool Roll	

Weight (lbs): 4.88

ASME B107.100-2010



7 PIECE COMBINATION ASD WRENCH SETS - 12 POINT



J1200HASD



J1200HBASD

12

J1200H-T500*

12

J1200HASD

12

J1200HBASD*

INCH

Point Size

Overall Length (in)

J1212-T500	J1212ASD	J1212BASD	3/8	12	6
J1214-T500	J1214ASD	J1214BASD	7/16	12	7
J1216-T500	J1216ASD	J1216BASD	1/2	12	8
J1218-T500	J1218ASD	J1218BASD	9/16	12	8-7/8
J1220-T500	J1220ASD	J1220BASD	5/8	12	9-1/2
J1222-T500	J1222ASD	J1222BASD	11/16	12	10-1/4
J1224-T500	J1224ASD	J1224BASD	3/4	12	11
J25TR33C	J25TR37C	J25TR37C	Tool Roll		

Weight (lbs): 2.40

*SAE AS954G ASME B107.100-2010



6 6 POINT
 8 8 POINT
 12 12 POINT
 SPL SPLINE
 HEX HEX
 OPEN OPEN




18 PIECE SATIN COMBINATION ASD WRENCH SET- 12 POINT

Product #: **J1200CS**

12	INCH	MM	Point Size	Overall Length (in)
J1208A	1/4		12	5-5/32
J1210A	5/16		12	5-13/32
J1212ASD	3/8		12	6-29/32
J1214ASD	7/16		12	8-13/16
J1216ASD	1/2		12	10-9/32
J1218ASD	9/16		12	9-5/32
J1220ASD	5/8		12	10-9/32
J1222ASD	11/16		12	10-11/16
J1224ASD	3/4		12	11
J1210MASD		10mm	12	5-21/32
J1211MASD		11mm	12	5-29/32
J1212MASD		12mm	12	7-45/64
J1213MASD		13mm	12	7-29/32
J1214MASD		14mm	12	9-5/32
J1215MASD		15mm	12	9-35/64
J1216MASD		16mm	12	10-11/16
J1217MASD		17mm	12	8-13/16
J1218MASD		18mm	12	9-35/64

Weight (lbs): 4.72

ASME B107.100



COMBINATION WRENCH SETS

18 PIECE SATIN METRIC COMBINATION ASD WRENCH SET - 12 POINT

Product #: **J1200R-MASD**

12	MM	Point Size	Overall Length (in)
J1207MA	7	12	5-5/32
J1208MA	8	12	5-13/32
J1209MA	9	12	5-21/32
J1210MASD	10	12	5-29/32
J1211MASD	11	12	6-29/32
J1212MASD	12	12	7-45/64
J1213MASD	13	12	7-29/32
J1214MASD	14	12	8-13/16
J1215MASD	15	12	9-5/32
J1216MASD	16	12	9-35/64
J1217MASD	17	12	10-9/32
J1218MASD	18	12	10-11/16
J1219MASD	19	12	11-1/32
J1220MASD	20	12	11-27/64
J1221MASD	21	12	11-13/16
J1222MASD	22	12	12-17/32
J1223MASD	23	12	12-59/64
J1224MASD	24	12	13-5/16
J25TR42C	Tool Roll		

Weight (lbs): 8.10

ASME B107.100-2010



- FULL POLISH
- SATIN
- BLACK OXIDE
- BLACK CHROME
- INSULATED


17 PIECE FULL POLISH METRIC COMBINATION WRENCH SET - 12 POINT

Product #: **J1200RM-T500**

12	MM	Point Size	Overall Length (in)
J1207M-T500	7	12	5-5/32
J1208M-T500	8	12	5-13/32
J1209M-T500	9	12	5-21/32
J1210M-T500	10	12	5-29/32
J1211M-T500	11	12	6-29/32
J1212M-T500	12	12	7-45/64
J1213M-T500	13	12	7-29/32
J1214M-T500	14	12	8-13/16
J1215M-T500	15	12	9-5/32
J1216M-T500	16	12	9-35/64
J1217M-T500	17	12	10-9/32
J1218M-T500	18	12	10-11/16
J1219M-T500	19	12	11-1/32
J1220M-T500	20	12	11-27/64
J1221M-T500	21	12	11-13/16
J1222M-T500	22	12	12-17/32
J1224M-T500	24	12	13-5/16
J25TR36C	Tool Roll		

Weight (lbs): 6.92

SAE AS955 ASME B107.100-2010 




15 PIECE METRIC COMBINATION ASD WRENCH SETS - 12 POINT

12	12	MM	Point Size	Overall Length (in)
J1207MA	J1207MBA	7	12	5-5/32
J1208MA	J1208MBA	8	12	5-13/32
J1209MA	J1209MBA	9	12	5-21/32
J1210MASD	J1210MBASD	10	12	5-29/32
J1211MASD	J1211MBASD	11	12	6-29/32
J1212MASD	J1212MBASD	12	12	7-45/64
J1213MASD	J1213MBASD	13	12	7-29/32
J1214MASD	J1214MBASD	14	12	8-13/16
J1215MASD	J1215MBASD	15	12	9-5/32
J1216MASD	J1216MBASD	16	12	9-35/64
J1217MASD	J1217MBASD	17	12	10-9/32
J1218MASD	J1218MBASD	18	12	10-11/16
J1219MASD	J1219MBASD	19	12	11-1/32
J1220MASD	J1220MBASD	20	12	11-27/64
J1221MASD	J1221MBASD	21	12	11-13/16
J25TR41C	J25TR41C	Tool Roll		

Weight (lbs): 4.25

SAE AS955 ASME B107.100-2010 



J1200F-MBASD



15 PIECE SATIN METRIC COMBINATION ASD WRENCH SET - 12 POINT

Product #: **J1200P-MASD**

12	MM	Point Size	Overall Length (in)
J1207MA	7	12	5-5/32
J1208MA	8	12	5-13/32
J1210MASD	10	12	5-29/32
J1212MASD	12	12	7-45/64
J1214MASD	14	12	8-13/16
J1216MASD	16	12	9-35/64
J1218MASD	18	12	10-11/16
J1220MASD	20	12	11-27/64
J1222MASD	22	12	12-17/32
J1224MASD	24	12	13-5/16
J1226MASD	26	12	14-41/64
J1228MASD	28	12	15-35/64
J1229MASD	29	12	15-55/64
J1230MASD	30	12	15-55/64
J1232MASD	32	12	16-59/64
J25TR41C	Tool Roll		

Weight (lbs): 4.25

ASME B107.100



COMBINATION WRENCH SETS

14 PIECE FULL POLISH METRIC COMBINATION WRENCH SET-12 POINT

Product #: **J1200HM14T5**

12	MM	Point Size	Overall Length (in)
J1207M-T500	7	12	5-5/32
J1208M-T500	8	12	5-13/32
J1209M-T500	9	12	5-21/32
J1210M-T500	10	12	5-29/32
J1211M-T500	11	12	6-29/32
J1212M-T500	12	12	7-45/64
J1213M-T500	13	12	7-29/32
J1214M-T500	14	12	8-13/16
J1215M-T500	15	12	9-5/32
J1216M-T500	16	12	9-35/64
J1217M-T500	17	12	10-9/32
J1218M-T500	18	12	10-11/16
J1219M-T500	19	12	11-1/32
J1220M-T500	20	12	11-27/64

Weight (lbs): 3.77

SAE AS955 ASME B107.100-2010



FULL POLISH
 SATIN
 BLACK OXIDE
 BLACK CHROME
 INSULATED

11 PIECE FULL POLISH METRIC COMBINATION WRENCH SET - 12 POINT

Product #: **J1200HM11T5**

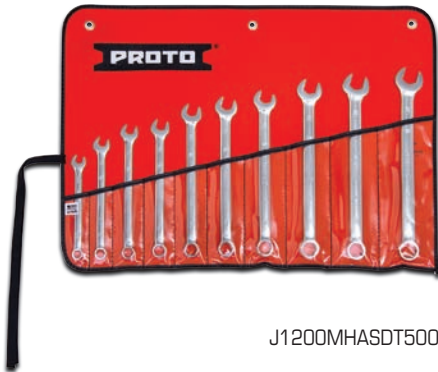
12	MM	Point Size	Overall Length (in)
J1207M-T500	7	12	5-5/32
J1209M-T500	9	12	5-21/32
J1210M-T500	10	12	5-29/32
J1211M-T500	11	12	6-29/32
J1212M-T500	12	12	7-45/64
J1213M-T500	13	12	7-29/32
J1214M-T500	14	12	8-13/16
J1215M-T500	15	12	9-5/32
J1217M-T500	17	12	10-9/32
J1218M-T500	18	12	10-11/16
J1219M-T500	19	12	11-1/32

Weight (lbs): 2.89

SAE AS955 ASME B107.100-2010 



10 PIECE METRIC COMBINATION ASD WRENCH SETS



J1200MHASDT500




J1200MHASD



J1200K-MASD

6	6	12	MM	Overall Length (in)
J1200MHASDT500	J1200MHASD	J1200K-MASD		
J1210MH-T500	J1210MHASD	J1210MASD	10	5-29/32
J1211MH-T500	J1211MHASD	J1211MASD	11	6-29/32
J1212MH-T500	J1212MHASD	J1212MASD	12	7-45/64
J1213MH-T500	J1213MHASD	J1213MASD	13	7-29/32
J1214MH-T500	J1214MHASD	J1214MASD	14	8-13/16
J1215MH-T500	J1215MHASD	J1215MASD	15	9-5/32
J1216MH-T500	J1216MHASD	J1216MASD	16	9-35/64
J1217MH-T500	J1217MHASD	J1217MASD	17	10-9/32
J1218MH-T500	J1218MHASD	J1218MASD	18	10-11/16
J1219MH-T500	J1219MHASD	J1219MASD	19	11-1/32
J25TR39C	J25TR39C	J25TR39C	Toll Roll	

Weight (lbs): 2.71

ASME B107.100-2010 



9 PIECE METRIC COMBINATION ASD WRENCH SETS - 12 POINT

12	12	MM	Point Size	Overall Length (in)
J1200HM-T500*	J1200H-MASD			
J1207M-T500	J1207MA	7	12	5-5/32
J1208M-T500	J1208MA	8	12	5-13/32
J1209M-T500	J1209MA	9	12	5-21/32
J1210M-T500	J1210MASD	10	12	5-29/32
J1211M-T500	J1211MASD	11	12	6-29/32
J1212M-T500	J1212MASD	12	12	7-45/64
J1213M-T500	J1213MASD	13	12	7-29/32
J1214M-T500	J1214MASD	14	12	8-13/16
J1215M-T500	J1215MASD	15	12	9-5/32
J25TR35C	J25TR38C	Tool Roll		

Weight (lbs): 1.43

*SAE AS955 ASME B107.100-2010



COMBINATION WRENCH SETS

9 PIECE METRIC COMBINATION WRENCH SETS - 12 POINT

12	12	MM	Point Size	Overall Length (in)
J1200M9T5	J1200MB9			
J1210M-T500	J1210MBASD	10	12	5-29/32
J1211M-T500	J1211MBASD	11	12	6-29/32
J1212M-T500	J1212MBASD	12	12	7-45/64
J1213M-T500	J1213MBASD	13	12	7-29/32
J1214M-T500	J1214MBASD	14	12	8-13/16
J1215M-T500	J1215MBASD	15	12	9-5/32
J1216M-T500	J1216MBASD	16	12	9-35/64
J1217M-T500	J1217MBASD	17	12	10-9/32
J1218M-T500	J1218MBASD	18	12	10-11/16

Weight (lbs): 2.47

SAE AS955 ASME B107.100-2010



J1200M9T5



J1200MB9

FULL POLISH	SATIN	BLACK OXIDE	BLACK CHROME	INSULATED
-------------	-------	-------------	--------------	-----------

8 PIECE SATIN METRIC COMBINATION ASD WRENCH SET - 12 POINT**Product #: J1200MHASD8**

12	MM	Point Size	Overall Length (in)
J1208MA	8	12	5-13/32
J1209MA	9	12	5-21/32
J1210MASD	10	12	5-29/32
J1211MASD	11	12	6-29/32
J1212MASD	12	12	7-45/64
J1214MASD	14	12	8-13/16
J1217MASD	17	12	8-13/16
J1219MASD	19	12	11-1/32

Weight (lbs): 1.85

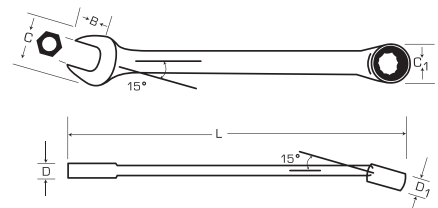
**6 PIECE BLACK OXIDE METRIC COMBINATION WRENCH SET - 12 POINT****Product #: J1200MB6**

12	MM	Point Size	Overall Length (in)
J1210MBASD	10	12	5-29/32
J1211MBASD	11	12	6-29/32
J1212MBASD	12	12	7-45/64
J1213MBASD	13	12	7-29/32
J1214MBASD	14	12	8-13/16
J1215MBASD	15	12	9-5/32

Weight (lbs): 2.47

SAE AS955

ASME B107.100-2010





SHORT COMBINATION WRENCHES - 12 POINT



- › 12 point box end allows for fine indexing, helping to improve speed and access. Fits 4, 6 and 12 point fasteners.
- › for greater corrosion-resistance.
- › The box end is chamfered for easy application to the fastener.
- › 15° angled offset helps keep shank clear of obstructions.
- › Anti-Slip Design (ASD) open end.
- › Box ends incorporate the TorquePlus™ system.



SHORT COMBINATION WRENCHES

INCH	12	12	Throat Depth 1 (in) (B)	Outside Head Width 1 (in) (C)	Head Thickness 1 (in) (D)	Outside Head Width 2 (in) (C1)	Head Thickness 2 (in) (D1)	Overall Length (in)	Weight (lbs)
1/4	J1208ES	J1208ESB	19/64	19/32	11/64	7/16	3/16	3-1/4	0.03
9/32	J1209ES	J1209ESB	19/64	41/64	3/16	29/64	7/32	3-3/8	0.04
5/16	J1210ES	J1210ESB	3/8	47/64	1/4	33/64	15/64	3-1/2	0.04
11/32	J1211ES	J1211ESB	13/32	13/16	13/64	9/16	1/4	3-5/8	0.05
3/8	J1212ES	J1212ESB	7/16	7/8	7/32	39/64	9/32	3-3/4	0.07
7/16	J1214ES	J1214ESB	31/64	63/64	5/16	43/64	19/64	3-15/16	0.08
1/2	J1216ES	J1216ESB	37/64	1-7/64	3/8	51/64	23/64	4-5/16	0.12
9/16	J1218ES	J1218ESB	43/64	1-1/4	19/64	57/64	3/8	4-1/2	0.15
5/8	J1220ES	J1220ESB	47/64	1-23/64	7/16	63/64	27/64	4-7/8	0.20
11/16	J1222ES	J1222ESB	13/16	1-31/64	15/32	1-3/64	29/64	5-1/16	0.23
3/4	J1224ES	J1224ESB	57/64	1-5/8	1/2	1-1/8	31/64	5-7/16	0.29
13/16	J1226S*	-	61/64	1-45/64	23/64	1-13/64	33/64	7-45/64	0.44
7/8	J1228S*	-	1-3/64	1-27/32	23/64	1-17/64	35/64	8	0.52
15/16	J1230S*	-	1-3/32	2.00	4.00	1-11/32	35/64	8-19/64	0.63
1	J1232S*	-	1-13/64	2-3/32	7/16	1-29/64	5/8	8-13/32	0.73
1-1/16	J1234S*	-	1-17/64	2-13/64	15/32	1-19/32	41/64	6-19/32	0.86
1-1/8	J1236S*	-	1-21/64	2-19/64	1/2	1-5/8	23/32	8-29/32	0.98
1-3/16	J1238S*	-	1-11/32	2-19/64	1/2	1-5/8	23/32	8-29/32	1.00
1-1/4	J1240S*	-	1-1/2	2-19/32	1/2	1-51/64	23/32	9-45/64	1.30

*SAE AS954G ASME B107.100-2010

MM	12	12	Throat Depth 1 (in) (B)	Outside Head Width 1 (in) (C)	Head Thickness 1 (in) (D)	Outside Head Width 2 (in) (C1)	Head Thickness 2 (in) (D1)	Overall Length (in)	Weight (lbs)
6	J1206MES*	J1206MESB	19/64	19/32	11/64	7/16	3/16	3-1/4	0.03
7	J1207MES*	J1207MESB	19/64	41/64	3/16	29/64	7/32	3-3/8	0.04
8	J1208MES*	J1208MESB	3/8	47/64	1/4	33/64	15/64	3-1/2	0.04
9	J1209MES*	J1209MESB	13/32	13/16	13/64	9/16	1/4	3-5/8	0.05
10	J1210MES*	J1210MESB	7/16	7/8	7/32	39/64	9/32	3-3/4	0.07
11	J1211MES*	J1211MESB	31/64	63/64	5/16	43/64	19/64	3-15/16	0.08
12	J1212MES*	J1212MESB	17/32	1-1/16	11/32	47/64	21/64	4-1/8	0.10
13	J1213MES*	J1213MESB	37/64	1-7/64	3/8	51/64	23/64	4-5/16	0.12
14	J1214MES*	J1214MESB	43/64	1-1/4	19/64	57/64	3/8	4-1/2	0.15
15	J1215MES*	J1215MESB	45/64	1-5/16	13/32	29/32	25/64	4-11/16	0.17
16	J1216MES*	J1216MESB	47/64	1-23/64	7/16	63/64	27/64	4-7/8	0.20
17	J1217MES*	J1217MESB	13/16	1-31/64	15/32	1-3/64	29/64	5-1/16	0.24
18	J1218MES*	J1218MESB	27/32	1-35/64	11/32	1-5/64	15/32	5-1/4	0.27
19	J1219MES*	J1219MESB	57/64	1-5/8	1/2	1-1/8	31/64	5-7/16	0.29
20	J1220MS*	-	15/16	1-41/64	11/32	1-5/32	31/64	7-35/64	0.42
21	J1221MS*	-	61/64	1-45/64	11/32	1-11/64	1/2	7-45/64	0.45
22	J1222MS*	-	1-3/64	1-27/32	23/64	1-17/64	17/32	7-29/32	0.52
23	J1223MS*	-	1-3/32	2.00	13/32	1-11/32	35/64	8-19/64	0.63
24	J1224MS*	-	1-3/32	2.00	13/32	1-11/32	35/64	8-19/64	0.63
25	J1225MS	-	1-13/64	2-3/32	27/64	1-7/16	5/8	8-13/32	0.73
27	J1227MS	-	1-17/64	2-13/64	29/64	1-19/32	41/64	8-19/32	0.88
30	J1230MS	-	1-5/16	2-19/64	1/2	1-5/8	23/32	8-29/32	0.94
32	J1232MS	-	1-31/64	2-19/32	35/64	1-51/64	23/32	9-45/64	1.30

*SAE AS955 ASME B107.100-2010


- FULL POLISH
- SATIN
- BLACK OXIDE
- BLACK CHROME
- INSULATED

11 PIECE SHORT COMBINATION WRENCH SETS - 12 POINT

12	12	INCH	Point Size	Overall Length (in)
J1200ES-11	J1200ESB-11			
J1208ES	J1208ESB	1/4	12	3-1/4
J1209ES	J1209ESB	9/32	12	3-3/8
J1210ES	J1210ESB	5/16	12	3-1/2
J1211ES	J1211ESB	11/32	12	3-5/8
J1212ES	J1212ESB	3/8	12	3-3/4
J1214ES	J1214ESB	7/16	12	3-15/16
J1216ES	J1216ESB	1/2	12	4-5/16
J1218ES	J1218ESB	9/16	12	4-1/2
J1220ES	J1220ESB	5/8	12	4-7/8
J1222ES	J1222ESB	11/16	12	5-1/16
J1224ES	J1224ESB	3/4	12	5-7/16
J25TR69C	J25TR69C	Tool Roll		

Weight (lbs): 1.55

ASME B107.100-2035 




14 PIECE METRIC SHORT COMBINATION WRENCH SETS - 12 POINT

12	12	MM	Point Size	Overall Length (in)
J1200MES-14	J1200MESB-14			
J1206MES*	J1206MESB	6	12	3-1/4
J1207MES*	J1207MESB	7	12	3-3/8
J1208MES*	J1208MESB	8	12	3-1/2
J1209MES*	J1209MESB	9	12	3-5/8
J1210MES*	J1210MESB	10	12	3-3/4
J1211MES*	J1211MESB	11	12	3-15/16
J1212MES*	J1212MESB	12	12	4-1/8
J1213MES*	J1213MESB	13	12	4-5/16
J1214MES*	J1214MESB	14	12	4-1/2
J1215MES*	J1215MESB	15	12	4-11/16
J1216MES*	J1216MESB	16	12	4-7/8
J1217MES*	J1217MESB	17	12	5-1/16
J1218MES*	J1218MESB	18	12	5-1/4
J1219MES*	J1219MESB	19	12	5-7/16
J25TR70C	J25TR70C	Tool Roll		

Weight (lbs): 2.14

*SAE AS955 ASME B107.100-2036 





SHORT SATIN COMBINATION WRENCHES - 6 POINT

- › Satin finish provides corrosion resistance and a slip-resistance grip.
- › Compact shank design and short length for access in confined spaces.
- › 15° angled offset box end helps keep shank clear of obstructions.
- › Standard open end.



INCH	6	Throat Depth 1 (in)	Outside Head Width 1 (in)	Head Thickness 1 (in)	Outside Head Width 2 (in)	Head Thickness 2 (in)	Overall Length (in)	Weight (lbs)
1/8	J1204EFS	3/16	23/64	7/64	19/64	7/64	2-29/32	0.01
5/32	J1205EFS	7/32	27/64	9/64	5/16	9/64	2-29/32	0.01
3/16	J1206EFS	15/64	35/64	9/64	3/8	9/64	3-3/32	0.02
7/32	J1207EFS	17/64	9/16	9/64	13/32	9/64	3-3/32	0.02
1/4	J1208EFS	19/64	19/32	11/64	31/64	11/64	3-9/64	0.03
9/32	J1209EFS	21/64	19/32	11/64	1/2	11/64	3-13/32	0.04
5/16	J1210EFS	25/64	3/4	3/16	37/64	3/16	3-7/16	0.04
11/32	J1211EFS	13/32	3/4	3/16	19/32	3/16	3-1/2	0.05
3/8	J1212EFS	7/16	27/32	13/64	39/64	13/64	4-19/64	0.07



SHORT COMBINATION WRENCHES AND SETS

8 PIECE SHORT COMBINATION WRENCH SET- 6 POINT

Product #: J1200EFS

- › Compact shank design and short length for access in confined spaces.
- › Standard open end.
- › 15° angled offset box end helps keep shank clear of obstructions.

6	INCH	Point Size	Overall Length (in)
J1204EFS	1/8	6	2-49/64
J1205EFS	5/32	6	2-57/64
J1206EFS	3/16	6	3-1/4
J1208EFS	1/4	6	3-17/64
J1209EFS	9/32	6	3-7/16
J1210EFS	5/16	6	4-1/8
J1211EFS	11/32	6	4-7/16
J1212EFS	3/8	6	4-5/8
J25TR12C	Tool Roll		

Weight (lbs): 0.35



FULL POLISH
 SATIN
 BLACK OXIDE
 BLACK CHROME
 INSULATED

FACOM® SHORT SATIN METRIC COMBINATION WRENCHES



- › Short shank and compact heads help improve access to tight spots.
- › Box end angled at 15°.
- › Satin finish provides corrosion resistance and a slip resistant grip.



MM	6	Outside Head Width 1 (in)	Head Thickness 1 (in)	Outside Head Width 2 (in)	Head Thickness 2 (in)	Overall Length (in)	Weight (lbs)
3.2	39.3.2H	25/64	1/8	9/32	1/8	3-1/32	0.02
4	39.4H	25/64	1/8	5/16	1/8	3-1/32	0.01
5	39.5H	15/32	5/32	23/64	5/32	3-7/32	0.02
5.5	39.5.5H	15/32	5/32	3/8	5/32	3-5/16	0.02

FACOM® 16 PIECE SHORT SATIN METRIC COMBINATION WRENCH SET - 6 & 12 POINT



Product #: **39.JE16T**

6	12	MM	Point Size	Overall Length (in)
39.3.2H	-	3.2	6	3-1/32
39.4H	-	4	6	3-1/32
39.5H	-	5	6	3-7/32
39.5.5H	-	5.5	6	3-5/16
-	39.6	6	12	3-17/32
-	39.7	7	12	3-17/32
-	39.8	8	12	3-19/32
-	39.9	9	12	3-27/32
-	39.10	10	12	4-1/16
-	39.11	11	12	4-9/32
-	39.12	12	12	5
-	39.13	13	12	5-9/16
-	39.14	14	12	5-25/32
-	39.15	15	12	5-31/32
-	39.16	16	12	6-7/32
-	39.17	17	12	6-1/2

Weight (lbs): 1.58





SATIN COMBINATION FLEX HEAD WRENCHES - 12 POINT



- › Satin finish provides corrosion resistance and a slip resistant grip.
- › 12 point box end allows for fine indexing, helping to improve speed and access. Fits 4, 6 and 12 point fasteners.
- › Use the swiveling box end to break or cinch bolts in difficult locations.
- › Heat-treated alloy steels produce a shank with high leverage.
- › Box ends incorporate the TorquePlus™ system.



FLEX-HEAD WRENCH SETS

INCH	12	Throat Depth 1 (in)	Outside Head Width 1 (in)	Head Thickness 1 (in)	Overall Length (in)	Weight (lbs)
3/8	J1270-12A	27/64	55/64	15/64	6	0.14
7/16	J1270-14A	1/2	1	1/4	6-7/8	0.20
1/2	J1270-16A	37/64	1-3/32	9/32	7-3/4	0.25
9/16	J1270-18A	21/32	1-15/64	5/16	8-5/8	0.36
5/8	J1270-20A	23/32	1-23/32	21/64	9-1/2	0.46
11/16	J1270-22A	51/64	1-1/2	11/32	10-3/8	0.58
3/4	J1270-24A	7/8	1-41/64	23/64	11-1/4	0.46

7 PIECE FLEX-HEAD WRENCH SET - 12 POINT



Product #: J1270A

- › Satin finish provides corrosion resistance and a slip resistant grip.
- › Box ends incorporate the TorquePlus™ system.

12	INCH	Point Size	Overall Length (in)
J1270-12A	3/8	12	6
J1270-14A	7/16	12	6-7/8
J1270-16A	1/2	12	7-3/4
J1270-18A	9/16	12	8-5/8
J1270-20A	5/8	12	9-1/2
J1270-22A	11/16	12	10-3/8
J1270-24A	3/4	12	11-1/4
J25TR01C	Tool Roll		

Weight (lbs): 2.91



4 PIECE FLEX-HEAD WRENCH SET - 12 POINT

Product #: **J1270B**

12	INCH	Point Size	Overall Length (in)
J1270-14A	7/16	12	6-7/8
J1270-16A	1/2	12	7-3/4
J1270-18A	9/16	12	8-5/8
J1270-20A	5/8	12	9-1/2
J25TR18C	Tool Roll		

Weight (lbs): 0.88



FLEX-HEAD WRENCHES

The versatility of these wrenches allows you to apply torque to a variety of unusual angles to loosen nuts and bolts. They perform extremely well in tight situations such as working on machinery where you need to go over or under obstructions.





FACOM® SATIN DOUBLE FLEX-HEAD SOCKET WRENCHES - 12 POINT



- › Satin chrome finish.
- › Spring-steadied pivoting 12 point socket.
- › Strength to ISO 1711-1, DIN 899, NF ISO 1711-1.



INCH	12	Outside Head Width 1 (in)	Outside Head Width 2 (in)	Overall Length (in)	Weight (lbs)
1/2 x 9/16	66A.1/2X9/1	3/4	13/16	9-1/4	0.47
3/8 x 7/16	66A.3/8X7/1	19/32	21/32	6-1/2	0.26
5/8 x 3/4	66A.5/8X3/4	29/32	1-1/32	11-1/4	0.82

MM	12	Outside Head Width 1 (in)	Outside Head Width 2 (in)	Overall Length (in)	Weight (lbs)
6 X 7	66A.6X7	19/32	29/64	7-11/16	0.20
8 X 9	66A.8X9	19/32	35/64	7-11/16	0.21
10 X 11	66A.10X11	45/64	21/32	7-7/8	0.24
12 X 13	66A.12X13	53/64	3/4	9-1/4	0.42
14 X 15	66A.14X15	29/32	55/64	9-1/4	0.44
16 X 17	66A.16X17	29/32	15/16	9-7/16	0.49
18 X 19	66A.18X19	63/64	1-1/32	11-7/32	0.77
20 X 22	66A.20X22	1-5/64	1-13/64	11-7/32	0.76
21 X 23	66A.21X23	1-1/8	1-15/64	11-13/32	0.82
24 X 27	66A.24X27	1-19/64	1-7/16	13-3/16	1.15
30 X 32	66A.30X32	1-19/32	1-11/16	13-1/8	1.32

DOUBLE FLEX-HEAD WRENCHES

FACOM® 3 PIECE DOUBLE FLEX-HEAD SOCKET WRENCH SET



Product #: **66A.JU3**



12	INCH	Point Size	Overall Length (in)
66A.1/2X9/1	1/2 x 9/16	12	9-1/4
66A.3/8X7/1	3/8 x 7/16	12	6-1/2
66A.5/8X3/4	5/8 x 3/4	12	11-1/4

Weight (lbs): 1.55

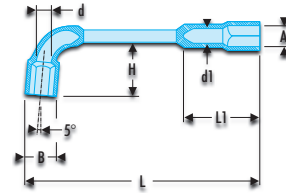


FACOM® SATIN ANGLED OPEN-SOCKET WRENCHES



ANGLED OPEN-SOCKET WRENCHES

- › Satin finish.
- › Angle and through-hole design helps accommodate threaded rods or a bar for extra leverage, without affecting wrench strength.
- › Deep recess at one end and open-end socket at the other fit over protruding studs.



INCH	6 x 6	A (in)	B (in)	d (in)	d1 (in)	H (in)	L (in)	L1 (in)	Weight (lbs)
1/4	75.1/4	1/4	25/64	11/64	11/64	19/32	4-1/64	53/64	0.07
5/16	75.5/16	5/16	31/64	9/32	15/64	3/4	4-31/64	63/64	0.13
3/8	75.3/8	3/8	19/32	5/16	9/32	15/16	5-5/64	1-7/64	0.20
7/16	75.7/16	7/16	21/32	5/16	9/32	63/64	5-23/64	1-3/16	0.25
1/2	75.1/2	1/2	49/64	23/64	5/16	1-3/16	5-63/64	1-1/2	0.38
9/16	75.9/16	9/16	57/64	13/32	25/64	1-11/32	6-21/32	1-21/32	0.49
5/8	75.5/8	5/8	15/16	33/64	15/32	1-29/64	7-1/64	1-13/16	0.62
11/16	75.11/16	11/16	1-3/64	33/64	15/32	1-37/64	7-43/64	1-31/32	0.80
3/4	75.3/4	3/4	1-1/8	19/32	15/32	1-39/64	8-1/32	2-1/64	0.94
13/16	75.13/16	13/16	1-13/64	19/32	35/64	1-13/16	8-45/64	2-11/64	1.08
7/8	75.7/8	7/8	1-5/16	45/64	19/32	2-1/64	9-29/64	2-33/64	1.38
15/16	75.15/16	15/16	1-23/64	45/64	5/8	2-1/8	9-27/32	2-41/64	1.45
1	75.1	1	1-29/64	25/32	43/64	2-1/4	10-5/8	2-3/4	1.75





ANGLED OPEN-SOCKET WRENCHES

MM	12 x 6	A (mm)	B (mm)	d (in)	d1 (in)	H (in)	L (in)	L1 (in)	Weight (lbs)
6	76.6	6	10	11/64	11/64	5/8	4-1/64	53/64	0.07
7	76.7	7	11	11/64	11/64	43/64	4-11/64	55/64	0.09
8	76.8	8	12.5	9/32	15/64	3/4	4-31/64	63/64	0.13
9	76.9	9	13.5	9/32	15/64	25/32	4-51/64	1-1/32	0.14
10	76.10	10	15	5/16	9/32	15/16	5-5/64	1-7/64	0.21
11	76.11	11	16.5	5/16	9/32	63/64	5-23/64	1-3/16	0.25
12	76.12	12	18	23/64	5/16	1-7/64	5-43/64	1-27/64	0.34
13	76.13	13	19.5	23/64	5/16	1-3/16	5-63/64	1-1/2	0.39
14	76.14	14	21	13/32	23/64	1-17/64	6-19/64	1-37/64	0.44
15	76.15	15	22.5	13/32	25/64	1-11/32	6-21/32	1-21/32	0.5
16	76.16	16	24	33/64	15/32	1-29/64	7-1/64	1-13/16	0.63
17	76.17	17	25.5	33/64	15/32	1-17/32	7-23/64	1-57/64	0.69
18	76.18	18	2.5	33/64	15/32	1-37/64	7-43/64	1-31/32	0.8
19	76.19	19	28.5	19/32	15/32	1-39/64	8-1/32	2-1/64	0.95
20	76.20	20	29.5	19/32	33/64	1-11/16	8-11/32	2-3/32	0.97
21	76.21	21	30.5	19/32	35/64	1-13/16	8-45/64	2-11/64	1.08
22	76.22	22	32	19/32	35/64	1-57/64	9-1/16	2-1/4	1.18
23	76.23	23	33.5	45/64	19/32	2-1/64	9-29/64	2-33/64	1.38
24	76.24	24	34.5	45/64	5/8	2-1/8	9-27/32	2-41/64	1.46
25	76.25	25	36	25/32	43/64	2-13/64	10-15/64	2-23/32	1.73
26	76.26	26	37	25/32	43/64	2-1/4	10-5/8	2-3/4	1.75
27	76.27	27	38	55/64	3/4	2-9/32	11-1/32	2-7/8	2.09
28	76.28	28	39.5	55/64	3/4	2-23/64	11-27/64	2-61/64	2.09
29	76.29	29	41	55/64	3/4	2-7/16	11-13/16	2-63/64	2.31
30	76.30	30	42	15/16	53/64	2-33/64	12-13/64	3-17/64	2.87
31	76.31	31	43.5	15/16	57/64	2-3/4	12-19/32	3-25/64	3.05
32	76.32	32	44.5	15/16	57/64	2-29/32	12-63/64	3-15/32	3.09
33	76.33	33	46	1-1/16	15/16	3-7/64	13-25/64	3-5/8	3.26
34	76.34	34	47	1-1/16	15/16	3-5/32	13-25/32	3-47/64	3.42
35	76.35	35	48.5	1-1/16	15/16	3-3/16	14-11/64	3-25/32	3.59
36	76.36	36	49.5	1-1/16	15/16	3-15/64	14-9/16	3-13/16	3.75
38	76.38	38	52	1-7/64	63/64	3-11/32	15-23/64	3-57/64	4.59

- FULL POLISH
- SATIN
- BLACK OXIDE
- BLACK CHROME
- INSULATED

FACOM® 10 PIECE ANGLED SOCKET WRENCH SET - 6 POINT



Product #: 75.JU10

6	INCH	Point Size	Overall Length (in)
75.5/16	5/16	6	4-31/64
75.3/8	3/8	6	5-5/64
75.7/16	7/16	6	5-23/64
75.1/2	1/2	6	5-63/64
75.9/16	9/16	6	6-21/32
75.5/8	5/8	6	7-1/64
75.11/16	11/16	6	7-43/64
75.3/4	3/4	6	8-1/32
75.13/16	13/16	6	8-45/64
75.7/8	7/8	6	9-29/64

Weight (lbs): 6.08



FACOM® FULL POLISH METRIC DOUBLE BOX WRENCHES - 12 POINT



- › Slim rings and short shank for clearance.
- › 12 point box ends allow for fine indexing, helping to improve speed and access.
- › Straight pattern.
- › Fits 4, 6 and 12 point fasteners.



MM	12	Outside Head Width 1 (in)	Head Thickness 1 (in)	Outside Head Width 2 (in)	Head Thickness 2 (in)	Overall Length (in)	Weight (lbs)
6 X 7	59.6X7	25/64	3/16	7/16	3/16	3-15/16	0.05
8 X 9	59.8X9	31/64	7/32	35/64	13/64	4-17/32	0.07
10 x 11	59.10X11	39/64	1/4	5-1/16	1/4	5-3/64	0.11
12 x 13	59.12X13	47/64	9/32	13/16	9/32	5-5/8	0.16
14 x 15	59.14X15	53/64	9/32	57/64	9/32	6-3/16	0.21
16 x 17	59.16X17	59/64	11/32	6-5/8	21/64	6-39/64	0.26
18 x 19	59.18X19	1-1/32	3/8	1-5/64	23/64	7-7/16	0.32
21 x 23	59.21X23	1-15/64	15/32	8-9/16	29/64	8-35/64	0.52
22 X 24	59.22X24	1-15/64	15/32	8-9/16	29/64	8-35/64	0.51
26 X 28	59.26X28	1-7/16	15/32	1-19/32	15/32	10-7/16	0.95
27 X 29	59.27X29	1-17/32	1/2	1-45/64	1/2	11-7/32	0.92
30 X 32	59.30X32	1-43/64	1/2	1-49/64	1/2	11-7/32	1.14



MODIFIED OFFSET DOUBLE BOX WRENCHES - 12 POINT



- Full polish wrenches meet and exceed stringent aerospace specification AS4984A which requires tools to have a thicker nickel-chrome coating for greater corrosion-resistance.
- 12 point box end allows for fine indexing, helping to improve speed and access. Fits 4, 6 and 12 point fasteners.
- Offset box end allows access to recessed fasteners and keeps hands clear of obstructions.



INCH	12	Outside Head Width 1 (in)	Head Thickness 1 (in)	Outside Head Width 2 (in)	Head Thickness 2 (in)	Overall Length (in)	Weight (lbs)
3/8 x 7/16	J1012A	21/32	5/16	37/64	19/64	7-3/4	0.11
1/2 x 9/16	J1016A	53/64	23/64	3/4	11/32	8-7/8	0.20
5/8 x 11/16	J1020A	1	29/64	29/32	13/32	10-19/32	0.52
3/4 x 13/16	J1024A	1.2	33/64	1	1/2	12-13/64	0.75
7/8 x 15/16	J1028A	1.3	9/16	1-13/64	17/32	13-19/32	1.01

SAE AS954G ASME B107.100-2010

OFFSET DOUBLE BOX WRENCHES

DEEP OFFSET DOUBLE BOX WRENCHES - 12 POINT



- Full polish wrenches meet and exceed stringent aerospace specification AS4984A which requires tools to have a thicker nickel-chrome coating for greater corrosion-resistance.
- 12 point box end allows for fine indexing, helping to improve speed and access. Fits 4, 6 and 12 point fasteners.
- 60° deep offset helps improve access to deeply recessed fasteners.
- Offset handle helps keep knuckles clear of obstruction to help save time.
- Box ends feature the TorquePlus™ design.



INCH	12	Outside Head Width 1 (in)	Head Thickness 1 (in)	Outside Head Width 2 (in)	Head Thickness 2 (in)	Overall Length (in)	Weight (lbs)
1/4" x 5/16"	J8179-T500	13/32	7/32	15/32	1/4	6-19/32	0.11
3/8" x 7/16"	J8180-T500	19/32	19/64	41/64	5/16	7-1/2	0.18
1/2" x 9/16"	J8181-T500	47/64	11/32	13/16	13/32	8-51/64	0.33
9/16" x 5/8"	J8182-T500	29/32	13/32	1	7/16	9-3/4	0.51
11/16" x 13/16"	J8183-T500	1	29/64	1-5/32	33/64	10-51/64	0.71
3/4" x 7/8"	J8184-T500	1-1/16	1/2	1-1/4	35/64	11-1/2	0.90
15/16" x 1"	J8185-T500	1-11/32	9/16	1-7/16	19/32	14.000	1.30

SAE AS954G ASME B107.100-2010



15 DEGREE DOUBLE BOX WRENCHES - 12 POINT



- ▶ Full polish wrenches meet and exceed stringent aerospace specification AS4984A which requires tools to have a thicker nickel-chrome coating for greater corrosion-resistance.
- ▶ 12 point box end allows for fine indexing, helping to improve speed and access. Fits 4, 6 and 12 point fasteners.
- ▶ Offset box end allows access to recessed fasteners and keeps hands clear of obstructions.
- ▶ Box ends feature TorquePlus™ design.



INCH	12	Outside Head Width 1 (in)	Head Thickness 1 (in)	Outside Head Width 2 (in)	Head Thickness 2 (in)	Overall Length (in)	Weight (lbs)
1/4" x 5/16"	J110810L	13/32	15/64	31/64	1/4	8-3/32	0.10
5/16" x 3/8"	J111012L	1/2	9/32	37/64	21/64	8-27/32	0.16
3/8" x 7/16"	J111214L	37/64	21/64	21/32	11/32	9-27/32	0.23
7/16" x 1/2"	J111416L	21/32	23/64	3/4	3/8	10-45/64	0.29
1/2" x 9/16"	J111618L	3/4	3/8	53/64	13/32	11-35/64	0.40
9/16" x 5/8"	J111820L	53/64	13/32	29/32	15/32	12-31/64	0.56
11/16" x 3/4"	J112224L	1	1/2	1-3/32	17/32	14-11/32	0.77
13/16" x 15/16"	J112630L	1-11/64	35/64	1-23/64	37/64	16-3/32	1.22
7/8" x 1"	J112832L	1-17/64	9/16	1-29/64	19/32	17-3/32	1.47

SAE AS954G ASME B107.100-2010

15 DEGREE LONG DOUBLE BOX WRENCHES - SPLINE



- ▶ Spline fasteners help tighten high strength bolts to high torque loads.
- ▶ Full polish wrenches meet and exceed stringent aerospace specification AS4984A which requires tools to have a thicker nickel-chrome coating for greater corrosion-resistance.



INCH	SPL	Outside Head Width 1 (in)	Head Thickness 1 (in)	Outside Head Width 2 (in)	Head Thickness 2 (in)	Overall Length (in)	Weight (lbs)
1/4" x 5/16"	J110810SPL	13/32	15/64	31/64	1/4	8-3/32	0.10
3/8" x 7/16"	J111214SPL	37/64	21/64	21/32	11/32	9-27/32	0.23
1/2" x 9/16"	J111618SPL	3/4	3/8	53/64	13/32	11-35/64	0.39
9/16" x 5/8"	J111820SPL	53/64	13/32	29/32	15/32	12-31/64	0.55
11/16" x 3/4"	J112224SPL	1	1/2	1-3/32	17/32	14-11/32	0.76
13/16" x 15/16"	J112630SPL	1-11/64	35/64	1-23/64	37/64	16-3/32	1.20
7/8" x 1"	J112832SPL	1-17/64	9/16	1-29/64	19/32	17-3/32	1.45

MIL-W-8982/2A



FULL POLISH DOUBLE BOX WRENCHES - SPLINE

- ▶ Proto Spline Tools are designed to service high tensile strength fasteners used widely on military and commercial aircraft and in heavy machinery applications where vibration is prevalent. They are also used in automotive and industrial areas where high performance torque needs to be achieved.
- ▶ Spline fasteners help tighten high strength bolts to high torque loads.
- ▶ They help lower the force required to turn standard fasteners by allowing the torque load to be moved away from the corners, helping prevent fastener rounding. They also turn fasteners with damaged corners.
- ▶ Spline helps reduce foreign object debris (FOD) by having a precise fit between the fastening tool and its fastener.
- ▶ Full polish finish provides corrosion resistance and an easy to clean surface.



DOUBLE BOX WRENCHES

INCH	SPL	Outside Head Width 1 (in)	Head Thickness 1 (in)	Outside Head Width 2 (in)	Head Thickness 2 (in)	Overall Length (in)	Weight (lbs)
1/4 x 5/16	J1118SPL	31/64	1/4	25/64	15/64	7-1/4	0.12
3/8 x 7/16	J1122SPL	43/64	11/32	37/64	21/64	8-1/4	0.18
1/2 x 9/16	J1126SPL	53/64	3/8	3/4	23/64	9-3/16	0.34
9/16 x 5/8	J1130SPL	59/64	13/32	53/64	25/64	9-3/4	0.4
11/16 x 3/4	J1135SPL	1-5/64	33/64	63/64	1/2	11	0.75
13/16 x 15/16	J1142SPL	1-23/64	37/64	1-5/32	17/32	12-3/4	1.03
7/8 x 1	J1144SPL	1-29/64	9/16	1-1/4	35/64	13-1/4	1.08



7 PIECE FULL POLISH DOUBLE BOX WRENCH SET - SPLINE

Product #: J1100SPL

- ▶ Proto Spline Tools are designed to service high tensile strength fasteners used widely on military and commercial aircraft and in heavy machinery applications where vibration is prevalent. They are also used in automotive and industrial areas where high performance torque needs to be achieved.
- ▶ Spline fasteners help tighten high strength bolts to high torque loads.
- ▶ They help lower the force required to turn standard fasteners by allowing the torque load to be moved away from the corners, helping prevent fastener rounding. They also turn fasteners with damaged corners.
- ▶ Spline helps reduce foreign object debris (FOD) by having a precise fit between the fastening tool and its fastener.
- ▶ Full polish finish provides corrosion resistance and an easy to clean surface.



SPL	INCH	Overall Length (in)
J1118SPL	1/4 x 5/16	7-1/4
J1122SPL	3/8 x 7/16	8-1/4
J1126SPL	1/2 x 9/16	9-3/16
J1130SPL	9/16 x 5/8	9-3/4
J1135SPL	11/16 x 3/4	11
J1142SPL	13/16 x 15/16	12-3/4
J1144SPL	7/8 x 1	13-1/4

Weight (lbs): 3.99



FULL POLISH
 SATIN
 BLACK OXIDE
 BLACK CHROME
 INSULATED

DOUBLE BOX WRENCHES - 12 POINT

- ▶ Non-reflective black oxide finish for use where non-plated products are required.
- ▶ 12 point box end allows for fine indexing, helping to improve speed and access. Fits 4, 6 and 12 point fasteners.
- ▶ Box ends incorporate the TorquePlus™ system.



- ▶ Radius-corner socket design
- ▶ Engages flats for better grip
- ▶ Improves the ability to turn worn or rounded fasteners

INCH	12	12	12	Outside Head Width 1 (in)	Head Thickness 1 (in)	Outside Head Width 2 (in)	Head Thickness 2 (in)	Overall Length (in)	Weight (lbs)
5/16 x 3/8	J1170	-	J1120LB	37/64	1/4	15/32	15/64	6-15/16	0.15
7/16 x 1/2	J1171	-	J1125LB	3/4	5/16	21/32	19/64	8-1/16	0.18
1/2 x 9/16	J1126L	-	J1126LB	57/64	23/64	13/16	3/8	8-7/16	0.24
9/16 x 5/8	J1172	-	J1130LB	15/16	3/8	27/32	23/64	9-7/16	0.28
11/16 x 3/4	J1173	-	J1135B	1-7/64	7/16	1-1/64	27/64	11-1/4	0.48
3/4 x 7/8	J1139	-	J1139B	1-1/4	17/32	1-1/8	33/64	13-1/8	0.65
3/4 x 7/8	J112428L*	-	-	1-5/64	33/64	1-1/4	35/64	15-3/4	0.97
13/16 x 7/8	J1174	-	J1140B	1-19/64	1/2	1-3/16	31/64	13-7/8	0.69
15/16 x 1	J1175	-	J1145B	1-29/64	9/16	1-3/8	35/64	15-1/2	0.99
1-1/16 x 1-1/8	J1176	-	J1150B	1-39/64	5/8	1-1/2	19/32	17-1/4	1.50
1-1/16 x 1-1/4	-	J1151	J1151B	1-3/4	23/32	1-1/2	45/64	18-1/4	1.82
1-1/16 x 1-1/4	J113440L*	-	-	1-33/64	39/64	1-49/64	45/64	18-1/4	2.19
1-1/4 x 1-5/16	-	J1155	-	1-7/8	47/64	1-3/4	3/4	19-1/4	1.97
1-1/4 x 1-3/8	-	J1160	-	1-15/16	3/4	1-3/4	3/4	20-1/4	2.22
1-7/16 x 1-1/2	-	J1162	-	2-1/8	13/16	2-3/64	51/64	22-1/4	2.98
1-5/8 x 1-11/16	-	J1164	-	2-3/8	29/32	2-13/32	29/32	24-1/2	3.74

*Long Handle

AS954E S3.8.1

7 PIECE BOX WRENCH SET - 12 POINT

Product #: J1100R

- ▶ Full polish finish provides corrosion resistance and easy-to-clean surfaces.
- ▶ Box ends incorporate the TorquePlus™ system.



- ▶ Radius-corner socket design
- ▶ Engages flats for better grip
- ▶ Improves the ability to turn worn or rounded fasteners

12	INCH	Point Size	Overall Length (in)
J1170	5/16 x 3/8	12	6-15/16
J1171	7/16 x 1/2	12	8-1/16
J1172	9/16 x 5/8	12	9-7/16
J1173	11/16 x 3/4	12	11-1/8
J1174	13/16 x 7/8	12	13-1/8
J1175	15/16 x 1	12	15-1/8
J1176	1-1/16 x 1-1/8	12	17-1/2
J25TR32C	Tool Roll		

Weight (lbs): 4.23

ASME B107.100





8 PIECE BLACK OXIDE BOX WRENCH SET - 12 POINT

Product #: **J1100MB**

- ▶ Non-reflective black oxide finish for use where non-plated products are required.

12	INCH	Point Size	Overall Length (in)
J1120LB	5/16 x 3/8	12	6-15/16
J1125LB	7/16 x 1/2	12	8-1/16
J1130LB	9/16 x 5/8	12	9-7/16
J1135B	11/16 x 3/4	12	11-1/4
J1140B	13/16 x 7/8	12	13-7/8
J1145B	15/16 x 1	12	15-1/2
J1150B	1-1/16 x 1-1/8	12	17-1/4
J1151B	1-1/16 x 1-1/4	12	18-1/4
J25TR27C	Tool Roll		

Weight (lbs): 5.39



DOUBLE BOX WRENCH SETS

5 PIECE FULL POLISH BOX WRENCH SET - 12 POINT

Product #: **J1100G**

12	INCH	Point Size	Overall Length (in)
J1170	5/16 x 3/8	12	6-15/16
J1171	7/16 x 1/2	12	8-1/16
J1172	9/16 x 5/8	12	9-7/16
J1173	11/16 x 3/4	12	11-1/8
J1174	13/16 x 7/8	12	13-1/8
J25TR04C	Tool Roll		

Weight (lbs): 2.20

ASME B107.100



FULL POLISH
 SATIN
 BLACK OXIDE
 BLACK CHROME
 INSULATED

FULL POLISH OFFSET BOX WRENCHES - 12 POINT



- ▶ Full polish finish provides corrosion resistance and easy to clean surfaces.
- ▶ 12 point box end allows for fine indexing, helping to improve speed and access. Fits 4, 6 and 12 point fasteners.
- ▶ Offset box end allows access to recessed fasteners and keeps hands clear of obstructions.
- ▶ Box ends incorporate the TorquePlus™ system.



INCH	12	Outside Head Width 1 (in)	Head Thickness 1 (in)	Outside Head Width 2 (in)	Head Thickness 2 (in)	Overall Length (in)	Weight (lbs)
3/8 x 7/16	J1012-500	21/32	5/16	37/64	19/64	7-3/4	0.11
1/2 x 9/16	J1016-500	53/64	23/64	3/4	11/32	8-7/8	0.20
9/16 x 5/8	J1018-500	59/64	3/8	53/64	23/64	9-1/2	0.27
11/16 x 3/4	J1022-500	1-3/32	15/32	1-1/64	29/64	11-3/16	0.40
13/16 x 7/8	J1026-500	1-1/4	1/2	1-11/64	31/64	12-11/16	0.67
15/16 x 1	J1030-500	1-13/32	9/16	1-21/64	35/64	14-3/8	0.88
1-1/16 x 1-1/8	J1034-500	1-9/16	21/32	1-31/64	41/64	16-3/4	1.15

AS954E S3.8.1 ASME B107.100

MM	12	Outside Head Width 1 (in)	Head Thickness 1 (in)	Outside Head Width 2 (in)	Head Thickness 2 (in)	Overall Length (in)	Weight (lbs)
6 x 7	J1050M	29/64	7/32	13/32	15/64	5-49/64	0.09
8 x 9	J1051M	35/64	1/4	31/64	9/32	6-49/64	0.11
10 x 11	J1053M	21/32	19/64	39/64	5/16	7-31/32	0.19
12 x 13	J1057M	3/4	21/64	45/64	11/32	8-55/64	0.28
12 x 14	J1058M	13/16	21/64	45/64	23/64	9-1/16	0.42
14 x 15	J1061M	7/8	23/64	13/16	25/64	9-45/64	0.39
16 x 18	J1064M	1-1/32	13/32	29/32	29/64	10-11/16	0.45
17 x 19	J1065M	1-5/64	29/64	63/64	31/64	11-23/64	0.59
19 x 21	J1068M	1-3/16	31/64	1-5/64	35/64	12-15/32	0.70
19 x 22	J1069M	1-17/64	31/64	1-5/64	35/64	12-15/32	0.70
21 x 24	J1072M	1-11/32	35/64	1-3/16	37/64	13-25/64	0.99
22 x 24	J1073M	1-11/32	35/64	1-17/64	37/64	13-45/64	0.94
27 x 30	J1077M	1-43/64	5/8	1-33/64	43/64	15-59/64	1.42
30 x 32	J1079M	1-25/32	43/64	1-43/64	23/32	17-13/64	1.76

AS954E S3.8.1 ASME B107.100

SATIN DEEP OFFSET BOX WRENCHES - 12 POINT



- ▶ Satin finish provides corrosion resistance and a slip resistant grip.
- ▶ 12 point box end allows for fine indexing, helping to improve speed and access. Fits 4, 6 and 12 point fasteners.
- ▶ 60° deep offset helps improve access to deeply recessed fasteners.
- ▶ Offset handle helps keep knuckles clear of obstruction to help save time.
- ▶ Box ends incorporate the TorquePlus™ system.



INCH	12	Outside Head Width 1 (in)	Head Thickness 1 (in)	Outside Head Width 2 (in)	Head Thickness 2 (in)	Overall Length (in)	Weight (lbs)
3/8 x 7/16	J8180	39/64	5/16	45/64	11/32	7-3/4	0.19
1/2 x 9/16	J8181	51/64	3/8	57/64	23/64	9	0.32
5/8 x 11/16	J8182	31/32	13/32	1-1/32	7/16	10-1/4	0.44
11/16 x 13/16	J8183A	1-3/16	1/2	1-1/4	1/2	11-1/2	0.54
3/4 x 7/8	J8184	1-1/8	1/2	1-1/4	17/32	12-3/4	0.74
15/16 x 1	J8185	1-11/32	5/8	1-13/32	5/8	14	1.10

AS954E S3.8.1 ASME B107.100





7 PIECE FULL POLISH OFFSET BOX WRENCH SET - 12 POINT

Product #: **J1000G-500**

12	INCH	Point Size	Overall Length (in)
J1012-500	3/8 x 7/16	12	7-3/4
J1016-500	1/2 x 9/16	12	8-7/8
J1018-500	9/16 x 5/8	12	9-1/2
J1022-500	11/16 x 3/4	12	11-3/16
J1026-500	13/16 x 7/8	12	12-11/16
J1030-500	15/16 x 1	12	14-3/8
J1034-500	1-1/16 x 1-1/8	12	16-3/4
J25TR32C	Tool Roll		

Weight (lbs): 3.84

ASME B107.100



OFFSET BOX WRENCH SETS

11 PIECE FULL POLISH METRIC BOX WRENCH SET - 12 POINT

Product #: **J1100S-M**

12	MM	Point Size	Overall Length (in)
J1050M	6 x 7	12	5-49/64
J1051M	8 x 9	12	6-49/64
J1053M	10 x 11	12	7-31/32
J1057M	12 x 13	12	8-55/64
J1061M	14 x 15	12	9-45/64
J1064M	16 x 18	12	10-11/16
J1065M	17 x 19	12	11-23/64
J1072M	21 x 24	12	13-25/64
J1073M	22 x 24	12	13-45/64
J1077M	27 x 30	12	15-59/64
J1079M	30 x 32	12	17-13/64
J25TR44C	Tool Roll		

Weight (lbs): 7.40

ASME B107.100



FULL POLISH
 SATIN
 BLACK OXIDE
 BLACK CHROME
 INSULATED

7 PIECE METRIC FULL POLISH BOX WRENCH SET - 12 POINT

Product #: **J1100D-M**

12	MM	Point Size	Overall Length (in)
J1050M	6 x 7	12	5-49/64
J1051M	8 x 9	12	6-49/64
J1053M	10 x 11	12	7-31/32
J1057M	12 x 13	12	8-55/64
J1061M	14 x 15	12	9-45/64
J1064M	16 x 18	12	10-11/16
J1065M	17 x 19	12	11-23/64
J25TR43C	Tool Roll		



Weight (lbs): 2.04

ASME B107.100

6 PIECE SATIN DEEP OFFSET BOX WRENCH SET - 12 POINT

Product #: **J8100C**

12	INCH	Point Size	Overall Length (in)
J8180	3/8 x 7/16	12	7-3/4
J8181	1/2 x 9/16	12	9
J8182	5/8 x 11/16	12	10-1/4
J8183A	11/16 x 13/16	12	11-1/2
J8184	3/4 x 7/8	12	12-3/4
J8185	15/16 x 1	12	14
J25TR19C	Tool Roll		



Weight (lbs): 3.33

ASME B107.100

SHORT SATIN DOUBLE BOX WRENCHES - 12 POINT



- ▶ Satin finish provides corrosion resistance and a slip resistant grip.
- ▶ 12 point box end allows for fine indexing, helping to improve speed and access. Fits 4, 6 and 12 point fasteners.
- ▶ Box ends incorporate the TorquePlus™ system.



INCH	12	Outside Head Width 1 (in)	Head Thickness 1 (in)	Outside Head Width 2 (in)	Head Thickness 2 (in)	Overall Length (in)	Weight (lbs)
5/16 x 3/8	J1120	33/64	5/16	37/64	19/64	4-1/4	0.07
3/8 x 7/16	J1122	37/64	11/32	43/64	21/64	4-5/8	0.09
1/2 x 9/16	J1126	43/64	3/8	55/64	23/64	5-3/8	0.12
5/8 x 3/4	J1131	1-27/32	13/32	1-3/32	15/32	6-1/8	0.25

AS954E S3.8.1 ASME B107.100



SATIN OBSTRUCTION BOX WRENCHES - 12 POINT



- › Satin chrome finish provides corrosion resistance and a slip resistant grip.
- › Made of forged steel then heat-treated.
- › Curved half-moon shape helps improve access to hidden, difficult to reach locations.
- › 12 point box end allows for fine indexing, helping to improve speed and access. Fits 4, 6 and 12 point fasteners.
- › Box ends incorporate the TorquePlus™ system.



INCH	12	Outside Head Width 1 (in)	Outside Head Width 2 (in)	Overall Length (in)	Weight (lbs)
7/16 x 1/2	J1725	5/8	5/8	5-3/4	0.17
9/16 x 5/8	J1730	25/32	25/32	6-5/8	0.23
5/8 x 3/4	J1731	27/32	27/32	7-1/4	0.39

AS954E S3.8.1 ASME B107.100

OBSTRUCTION BOX WRENCHES

FACOM® SATIN METRIC OBSTRUCTION BOX WRENCHES - 12 POINT



- › Satin finish provides corrosion resistance and a slip resistant grip.
- › Half-moon shape helps improve access to hidden, difficult to reach locations.
- › 12 point box end allows for fine indexing, helping to improve speed and access.
- › Fits 4, 6 and 12 point fasteners.



MM	12	Outside Head Width 1 (in)	Head Thickness 1 (in)	Outside Head Width 2 (in)	Head Thickness 2 (in)	Overall Length (in)	Weight (lbs)
10 x 12	57.10X12	43/64	5/16	49/64	5/16	5-5/8	0.15
11 x 13	57.11X13	43/64	5/16	49/64	5/16	6-1/2	0.24
13 x 15	57.13X15	25/32	3/8	29/32	23/64	7-15/32	0.35
14 x 16	57.14X16	57/64	23/64	31/32	3/8	7-7/16	0.35
14 x 17	57.14X17	57/64	23/64	31/32	3/8	7-17/32	0.34
15 x 17	57.15X17	57/64	23/64	31/32	3/8	8-3/4	0.46
16 x 18	57.16X18	15/16	13/32	1-1/16	25/64	8-3/4	0.45
19 x 22	57.19X22	1-1/8	25/64	1-9/32	7/16	9-31/32	0.62



FACOM® 5 PIECE SATIN METRIC OBSTRUCTION BOX WRENCH SET



Product #: 57.JE5



⑫	MM	Point Size	Overall Length (in)
57.10X12	10 x 12	12	5-5/8
57.11X13	11 x 13	12	6-1/2
57.14X17	14 x 17	12	7-17/32
57.16X18	16 x 18	12	8-3/4
57.19X22	19 x 22	12	9-31/32

Weight (lbs): 1.80

FACOM® INSULATED BOX WRENCHES - 12 POINT



- › Insulated to 1000V or 1500 DC.
- › 2 color warning handle insulation - color changes from orange to yellow if insulation integrity compromised.
- › 12 point box end allows for fine indexing, helping to improve speed and access.
- › Fits 4, 6 and 12 point fasteners.



MM	⑫	Outside Head Width 1 (in)	Head Thickness 1 (in)	Offset Height (in)	Overall Length (in)	Weight (lbs)
8	55.8AVSE	5/8	5/16	5/8	6-1/32	0.12
9	55.9AVSE	43/64	23/64	43/64	6-1/2	0.13
10	55.10AVSE	3/4	23/64	43/64	6-5/16	0.12
11	55.11AVSE	25/32	25/64	3/4	6-11/16	0.15
12	55.12AVSE	53/64	7/16	25/32	6-7/8	0.23
13	55.13AVSE	29/32	15/32	25/32	7-3/32	0.22
14	55.14AVSE	63/64	15/32	53/64	7-15/32	0.27
15	55.15AVSE	1-1/32	15/32	53/64	7-11/16	0.29
16	55.16AVSE	1-1/16	33/64	1-1/32	8-1/16	0.34
17	55.17AVSE	1-3/16	35/64	1-1/16	7-7/8	0.34
18	55.18AVSE	1-3/16	35/64	1-1/16	8-7/8	0.46
19	55.19AVSE	1-17/64	35/64	1-1/16	9-1/4	0.49
21	55.21AVSE	1-3/8	5/8	1-7/32	10-1/32	0.75



OPEN END WRENCHES

- ▶ 15° angle heads.
- ▶ Special heat-treated alloy steel permits slim shanks for strength and durability.
- ▶ Standard open end configuration.



OPEN END WRENCHES

INCH			Throat Depth 1 (in)	Outside Head Width 1 (in)	Head Thickness 1 (in)	Outside Head Width 2 (in)	Head Thickness 2 (in)	Overall Length (in)	Weight (lbs)
3/16 x 1/4	J3016	-	17/64	1/2	5/32	7/16	5/32	3-7/8	0.04
1/4 x 5/16	J3018	-	3/8	21/32	3/16	4-1/2	5/32	4-31/64	0.07
5/16 x 3/8	J3020	J3020B	7/16	25/32	7/32	41/64	13/64	5-1/8	0.09
3/8 x 7/16	J3021	J3021B	23/64	29/32	7/22	25/32	7/32	5-3/4	0.12
7/16 x 1/2	J3025	J3025B	19/32	1-1/32	1/4	29/32	1/4	6-3/8	0.19
1/2 x 9/16	J3026	J3026B	43/64	1-3/16	9/32	1-1/32	17/64	7	0.23
9/16 x 5/8	J3030	J3030B	3/4	1-17/64	9/32	1-5/32	9/32	7-5/8	0.28
5/8 x 3/4	J3031	J3031B	29/32	1-37/64	5/16	1-5/32	5/16	8-9/16	0.39
5/8 x 11/16	J3034	-	53/64	11701	5/16	1-9/32	5/16	8-1/4	0.35
11/16 x 3/4	J3035	J3035B	29/32	1-37/64	11/32	1-13/32	21/64	8-7/8	0.47
11/16 x 25/32	J3037	-	57/64	1-37/64	11/32	1-13/32	21/64	8-7/8	0.46
3/4 x 7/8	J3039	J3039B	1-1/16	1-25/32	11/32	1-37/64	11/32	9-1/2	0.60
13/16 x 7/8	J3040	J3040B	1-3/64	1-25/32	3/8	1-21/32	23/64	10-1/8	0.62
15/16 x 1	J3045	J3045B	1-13/64	2-1/64	13/32	1-29/32	13/32	11-1/2	0.92
1-1/16 x 1-1/8	J3050	J3050B	1-23/64	2-17/64	15/32	2-5/32	29/64	12-5/8	1.24
1-1/16 x 1-1/4	J3051	J3051B	1-31/64	2-33/64	15/32	2-5/32	15/32	13-9/16	1.47
1-1/4 x 1-5/16	J3055	J3055B	1-9/16	2-21/32	17/32	2-33/64	33/64	14-1/2	1.87
1-3/8 x 1-7/16	J3060	J3060B	1-23/32	2-57/64	9/16	2-23/32	35/64	15-3/4	2.59
1-1/2 x 1-5/8	J3070	J3070B	1-15/16	3-17/64	5/8	2-61/64	39/64	17	3.31
1-11/16 x 1-13/16	J3075	-	2-3/16	3-41/64	23/32	3-25/64	45/64	18-1/2	4.71
1-7/8 x 2	J3080	-	2-3/8	4-1/32	23/32	3-41/64	45/64	20	6.38

ASME B107.100-2010

MM			Throat Depth 1 (in)	Outside Head Width 1 (in)	Head Thickness 1 (in)	Outside Head Width 2 (in)	Head Thickness 2 (in)	Overall Length (in)	Weight (lbs)
6 x 7	J30607		3/8	41/64	3/16	1/2	11/64	4-1/2	0.06
8 x 9	J30809		7/16	25/32	3/16	21/32	3/16	5-1/8	0.09
10 x 11	J31011		17/32	29/32	7/32	25/32	7/32	5-3/4	0.13
12 x 13	J31213		19/32	1-1/32	1/4	29/32	1/4	6-3/8	0.17
14 x 15	J31415		3/4	1-9/32	9/32	1-9/64	9/32	7-19/32	0.30
16 x 17	J31617		57/64	1-13/32	5/16	8-1/4	19/64	8-15/64	0.33
18 x 19	J31819		29/32	1-37/64	11/32	8-7/8	21/64	8-55/64	0.48
20 x 22	J32022		1-3/64	1-13/16	11/32	9-1/2	11/32	9-31/64	0.58
21 x 23	J32123		1-3/64	1-25/32	3/8	1-21/32	23/64	10-1/8	0.61
24 x 26	J32426		1-13/64	2-1/64	13/32	1-29/32	13/32	11-3/8	0.88

ASME B107.100-2010

	FULL POLISH		SATIN		BLACK OXIDE		BLACK CHROME		INSULATED
--	-------------	--	-------	--	-------------	--	--------------	--	-----------

10 PIECE SATIN OPEN-END WRENCH SET

Product #: **J3000H**



	INCH	Overall Length (in)
J3018	1/4 x 5/16	4-31/64
J3020	5/16 x 3/8	5-1/8
J3025	7/16 x 1/2	6-3/8
J3026	1/2 x 9/16	7
J3030	9/16 x 5/8	7-5/8
J3031	5/8 x 3/4	8-9/16
J3035	11/16 x 3/4	8-7/8
J3040	13/16 x 7/8	10-1/8
J3045	15/16 x 1	11-1/2
J3050	1-1/16 x 1-1/8	12-5/8
J25TR05C	Tool Roll	

Weight (lbs): 4.82

ASME B107.100



10 PIECE BLACK OXIDE OPEN-END WRENCH SET

Product #: **J3000HB**



	INCH	Overall Length (in)
J3020B	5/16 x 3/8	5-1/4
J3025B	7/16 x 1/2	6-7/16
J3030B	9/16 x 5/8	7-47/64
J3035B	11/16 x 3/4	8-63/64
J3040B	13/16 x 7/8	10-15/64
J3045B	15/16 x 1	11-31/64
J3050B	1-1/16 x 1-1/8	12-3/8
J3055B	1-1/4 x 1-5/16	14-5/8
J3060B	1-3/8 x 1-7/16	15-7/8
J3070B	1-1/2 x 1-5/8	17-1/16
J25TR20C	Tool Roll	

Weight (lbs): 12.62



10 PIECE SATIN METRIC OPEN-END WRENCH SET

Product #: **J30000A**



	MM	Overall Length (in)
J30607	6 x 7	4-1/2
J30809	8 x 9	5-1/8
J31011	10 x 11	5-3/4
J31213	12 x 13	6-3/8
J31415	14 x 15	7-19/32
J31617	16 x 17	8-15/64
J31819	18 x 19	8-55/64
J32022	20 x 22	9-31/64
J32123	21 x 23	10-1/8
J32426	24 x 26	11-3/8
J25TR28C	Tool Roll	

Weight (lbs): 3.93

ASME B107.100





5 PIECE SATIN OPEN-END WRENCH SET

Product #: **J3000N**



	INCH	Overall Length (in)
J3021	3/8 x 7/16	5-3/4
J3026	1/2 x 9/16	7
J3030	9/16 x 5/8	7-5/8
J3035	11/16 x 3/4	8-7/8
J3040	13/16 x 7/8	10-1/8
J25TR06C	Tool Roll	

Weight (lbs): 1.66

ASME B107.100

6 PIECE SATIN METRIC OPEN-END WRENCH SET

Product #: **J30000R**



	MM	Overall Length (in)
J30809	8 x 9	5-1/8
J31011	10 x 11	5-3/4
J31213	12 x 13	6-3/8
J31415	14 x 15	7-19/32
J31617	16 x 17	8-15/64
J31819	18 x 19	8-55/64
J25TR25C	Tool Roll	

Weight (lbs): 1.63

ASME B107.100

5 PIECE SATIN METRIC OPEN-END WRENCH SET

Product #: **J30000P-M**

- ▶ Special heat-treated alloy steel permits slim shanks for strength and durability.
- ▶ 15° angled heads.
- ▶ Standard open-end configuration.



	MM	Overall Length (in)
J31011	10 x 11	5-3/4
J31213	12 x 13	6-3/8
J31415	14 x 15	7-19/32
J31819	18 x 19	8-55/64
J32123	21 x 23	10-1/8
J25TR06C	Tool Roll	

Weight (lbs): 1.92

ASME B107.100



FULL POLISH
 SATIN
 BLACK OXIDE
 BLACK CHROME
 INSULATED

EXTRA THIN SATIN OPEN END WRENCHES

- ▶ Satin finish provides corrosion resistance and a slip resistant grip.
- ▶ Ultra-thin profile and long handle produce improved access to hard-to-reach fasteners.
- ▶ Use when high leverage or distance from a hot assembly is required.
- ▶ Opening is designed to cover tappets, screws and lock nuts without excessive overhang which improves access.



INCH		Throat Depth 1 (in)	Outside Head Width 1 (in)	Head Thickness 1 (in)	Outside Head Width 2 (in)	Head Thickness 2 (in)	Overall Length (in)	Weight (lbs)
7/16 x 1/2	J3425	19/32	1-3/32	3/16	1-1/64	11/64	10	0.16
1/2 x 9/16	J3426	43/64	1-13/64	3/16	1-9/64	11/64	10	0.16
9/16 x 5/8	J3430	47/64	1-21/64	3/16	1-1/4	11/64	10	0.21
11/16 x 3/4	J3435	57/64	1-7/16	7/32	1-11/32	13/64	10	0.26
13/16 x 7/8	J3440	1-1/32	1-49/64	7/32	1-11/16	13/64	10	0.33



FACOM® SHORT SATIN OPEN END WRENCHES



- ▶ Satin finish provides corrosion resistance and a slip resistant grip.
- ▶ Short shank and slim heads for access in confined spaces.
- ▶ Standard open end configuration.



INCH		Outside Head Width 1 (in)	Head Thickness 1 (in)	Outside Head Width 2 (in)	Head Thickness 2 (in)	Overall Length (in)	Weight (lbs)
3/16 x 1/4	22.3/16X1/4	35/64	1/8	5/8	1/8	3-11/32	0.03
7/32 x 9/32	22.7/32X9/32	35/64	1/8	5/8	1/8	3-11/32	0.03
5/16 x 3/8	22.5/16X3/8	45/64	1/8	25/32	1/8	3-17/32	0.03
11/32 x 7/16	22.11/32X7/16	53/64	1/8	29/32	1/8	3-15/16	0.05
1/2 x 9/16	22.1/2X9/16	1-1/32	3/32	1-7/64	3/32	4-11/32	0.08

MM		Outside Head Width 1 (in)	Head Thickness 1 (in)	Outside Head Width 2 (in)	Head Thickness 2 (in)	Overall Length (in)	Weight (lbs)
3.2 x 5.5	22.3.2X5.5	25/64	3/32	33/64	3/32	2-9/32	0.01
4 x 5	22.4X5	25/64	3/32	33/64	3/32	2-9/32	0.02
6 x 7	22.6X7	35/64	3/32	5/8	3/32	3-5/16	0.03
8 x 9	22.8X9	45/64	1/8	25/32	1/8	3-1/2	0.04
10 x 11	22.10X11	53/64	1/8	29/32	1/8	3-7/8	0.05
12 x 13	22.12X13	1-1/32	1/8	1-7/64	1/8	4-5/16	0.08



FACOM® 5 PIECE FULL POLISH SHORT OPEN-END WRENCH SET

Product #: 22.JU5T

- ▶ Short shank and slim heads for access in confined spaces.



OPEN END WRENCH SETS



	INCH	Overall Length (in)
22.1/2X9/16	1/2 x 9/16	4-11/32
22.11/32X7/16	11/32 x 7/16	3-15/16
22.3/16X1/4	3/16 x 1/4	3-11/32
22.5/16X3/8	5/16 x 3/8	3-17/32
22.7/32X9/32	7/32 x 9/32	3-11/32

Weight (lbs): 0.22

FACOM® 6 PIECE FULL POLISH SHORT METRIC OPEN-END WRENCH SET

Product #: 22.JE6T

- ▶ Short shank and slim heads for access in confined spaces.



	MM	Overall Length (in)
22.3.2X5.5	3.2 x 5.5	2-9/32
22.4X5	4 x 5	2-9/32
22.6X7	6 x 7	3-5/16
22.8X9	8 x 9	3-1/2
22.10X11	10 x 11	3-7/8
22.12X13	12 x 13	4-5/16

Weight (lbs): 0.23



FULL POLISH ANGLE OPEN END WRENCHES

- ▶ Double nickel strike for rust resistance and prolonged life.
- ▶ 15° and 60° angle heads combined with the same size opening on both ends allow wrench to be used in four different turning angles for greater access in tight work areas.



INCH		Throat Depth 1 (in)	Outside Head Width 1 (in)	Head Thickness 1 (in)	Outside Head Width 2 (in)	Head Thickness 2 (in)	Overall Length (in)	Weight (lbs)
3/8	J3112	13/32	3/4	7/32	3/4	13/64	4-3/4	0.06
7/16	J3114	15/32	7/8	7/32	7/8	13/64	5	0.08
1/2	J3116	35/64	1	1/4	1	15/64	5-1/4	0.10
9/16	J3118	39/64	1-7/64	1/4	1-7/64	15/64	5-5/8	0.14
5/8	J3120	21/32	1-7/32	9/32	1-7/32	17/64	6	0.17
11/16	J3122	23/32	1-21/64	9/32	1-21/64	17/64	6-1/2	0.21
3/4	J3124	25/32	1-7/16	9/32	1-7/16	9/32	7	0.26
13/16	J3126	27/32	1-9/16	5/16	1-9/16	19/64	7-1/2	0.50
7/8	J3128	57/64	1-21/32	5/16	1-21/32	5/16	8	0.61
15/16	J3130	31/32	1-25/32	11/32	1-25/32	21/64	8-3/4	0.71
1	J3132	1-1/32	1-59/64	11/32	1-59/64	11/32	9-1/2	0.88
1-1/16	J3134	1-1/16	2-1/64	3/8	2-1/64	23/64	10-1/4	1.04
1-1/8	J3136	1-1/8	2-1/8	3/8	2-1/8	3/8	11	1.20
1-3/16	J3138	1-1/4	2-17/64	13/32	2-17/64	13/32	11-47/64	0.86
1-1/4	J3140	1-1/4	2-11/32	13/32	2-11/32	13/32	12-1/4	1.47
1-5/16	J3142	1-5/16	2-29/64	7/16	2-29/64	27/64	13-1/8	1.87
1-3/8	J3144	1-13/32	2-37/64	7/16	2-37/64	7/16	13-3/4	2.17
1-7/16	J3146	1-13/32	2-5/8	15/32	2-5/8	29/64	14	2.48
1-1/2	J3148	1-31/64	2-3/4	15/32	2-3/4	15/32	14-1/2	2.77
1-5/8	J3152	1-43/64	3-1/64	1/2	3-1/64	1/2	15	3.07
1-3/4	J3156	1-31/32	3-31/64	17/32	3-31/64	33/64	17	3.81
1-13/16	J3158	1-63/64	3-31/64	17/32	3-31/64	33/64	18-3/8	4.56
1-7/8	J3160	2-7/32	3-29/32	21/32	3-29/32	21/32	19-3/4	5.24
2	J3164	2-9/32	3-29/32	21/32	3-29/32	21/32	21-1/4	5.92

ASME B107.100-2010

MM		Throat Depth 1 (in)	Outside Head Width 1 (in)	Head Thickness 1 (in)	Outside Head Width 2 (in)	Head Thickness 2 (in)	Overall Length (in)	Weight (lbs)
9	J3109M	13/32	49/64	7/32	49/64	13/64	4-3/4	0.06
10	J3110M	7/16	13/16	7/32	13/16	13/64	4-7/8	0.07
11	J3111M	15/32	7/8	7/32	7/8	7/32	5	0.08
12	J3112M	1/2	59/64	1/4	59/64	15/64	5-1/4	0.10
13	J3113M	17/32	63/64	1/4	63/64	15/64	5-1/2	0.13
14	J3114M	39/64	1-7/64	1/4	1-7/64	1/4	5-5/8	0.14
15	J3115M	5/8	1-5/32	9/32	1-5/32	17/64	5-15/16	0.16
16	J3116M	21/32	1-7/32	9/32	1-7/32	17/64	6-1/8	0.19
17	J3117M	47/64	1-11/32	9/32	1-11/32	9/32	6-1/2	0.21
18	J3118M	23/32	1-11/32	9/32	1-11/32	9/32	6-3/4	0.24
19	J3119M	25/32	1-7/16	9/32	1-7/16	9/32	7	0.26

ASME B107.100-2010





14 PIECE FULL POLISH ANGLE OPEN-END WRENCH SET

Product #: **J3100B**

	INCH	Overall Length (in)
J3112	3/8	4-3/4
J3114	7/16	5
J3116	1/2	5-1/4
J3118	9/16	5-5/8
J3120	5/8	6
J3122	11/16	6-1/2
J3124	3/4	7
J3126	13/16	7-1/2
J3128	7/8	8
J3130	15/16	8-3/4
J3132	1	9-1/2
J3134	1-1/16	10-1/4
J3136	1-1/8	11
J3140	1-1/4	12-1/4
J25TR08C	Tool Roll	

Weight (lbs): 5.58

ASME B107.100-2010



ANGLE OPEN END WRENCH SETS

7 PIECE FULL POLISH ANGLE OPEN-END WRENCH SET

Product #: **J3100A**

	INCH	Overall Length (in)
J3112	3/8	4-3/4
J3114	7/16	5
J3116	1/2	5-1/4
J3118	9/16	5-5/8
J3120	5/8	6
J3122	11/16	6-1/2
J3124	3/4	7
J25TR07C	Tool Roll	

Weight (lbs): 1.02

ASME B107.100-2010



11 PIECE FULL POLISH METRIC ANGLE OPEN-END WRENCH SET

Product #: **J3100M**

	MM	Overall Length (in)
J3109M	9	4-3/4
J3110M	10	4-7/8
J3111M	11	5
J3112M	12	5-1/4
J3113M	13	5-1/2
J3114M	14	5-5/8
J3115M	15	5-15/16
J3116M	16	6-1/8
J3117M	17	6-1/2
J3118M	18	6-3/4
J3119M	19	7
J25TR13C	Tool Roll	

Weight (lbs): 1.79

ASME B107.100-2010




- FULL POLISH
- SATIN
- BLACK OXIDE
- BLACK CHROME
- INSULATED

SHORT SATIN ANGLE OPEN END WRENCHES

- › Satin finish provides corrosion resistance and a slip resistant grip.
- › 15° and 75° angle heads allow wrench to be used in four different turning angles for greater access in tight work spaces.
- › Compact shank design and short length for access in confined spaces.
- › Standard open end configuration.



INCH		Throat Depth 1 (in)	Outside Head Width 1 (in)	Head Thickness 1 (in)	Outside Head Width 2 (in)	Head Thickness 2 (in)	Overall Length (in)	Weight (lbs)
7/32	J3314	11/64	1/2	1/8	1/2	7/64	3	0.03
15/64	J3315	11/64	1/2	1/8	1/2	7/64	3	0.03
1/4	J3316	11/64	1/2	1/8	1/2	7/64	3	0.03
9/32	J3318	3/16	19/32	5/32	19/32	5/32	3-1/2	0.04
5/16	J3320	3/16	19/32	5/32	19/32	5/32	3-1/2	0.04
11/32	J3322	1/4	3/4	5/32	3/4	5/32	3-3/4	0.05
3/8	J3324	1/4	3/4	5/32	3/4	5/32	3-3/4	0.05
7/16	J3328	11/32	1	3/16	1	11/64	4-7/16	0.08
1/2	J3332	11/32	1	3/16	1	11/64	4-7/16	0.08
9/16	J3336	13/32	1-5/32	3/16	1-5/32	3/16	5-3/4	0.10
5/8	J3340	13/32	1-5/32	3/16	1-5/32	3/16	5-3/4	0.10




FACOM® SHORT SATIN METRIC ANGLE OPEN END WRENCHES



- › Satin finish provides corrosion resistance and slip resistant grip.
- › 15° and 75° angled heads for fasteners out of standard tool reach.
- › Short shanks and slim heads.
- › Standard open end configuration.



MM		Outside Head Width 1 (in)	Head Thickness 1 (in)	Outside Head Width 2 (in)	Head Thickness 2 (in)	Overall Length (in)	Weight (lbs)
3.2	34.3.2	25/64	3/32	25/64	3/32	2-3/4	0.01
4	34.4	25/64	3/32	25/64	3/32	2-3/4	0.01
5	34.5	33/64	3/32	33/64	3/32	2-61/64	0.02
5.5	34.5.5	33/64	1/8	33/64	7/64	2-61/64	0.02
6	34.6	19/32	1/8	19/32	7/64	3-5/32	0.02
7	34.7	19/32	1/8	19/32	1/8	3-5/32	0.02
8	34.8	47/64	1/8	47/64	1/8	3-35/64	0.04
9	34.9	47/64	1/8	47/64	1/8	3-35/64	0.04
10	34.10	55/64	1/8	55/64	1/8	3-15/16	0.05
11	34.11	55/64	1/8	55/64	1/8	3-15/16	0.05
12	34.12	1-1/16	5/32	1-1/16	9/64	3-15/16	0.08
13	34.13	1-1/16	5/32	1-1/16	9/64	4-23/32	0.08
14	34.14	1-1/16	5/32	1-1/16	9/64	4-23/32	0.08
15	34.15	1-19/64	3/16	1-19/64	11/64	5-33/64	0.15
16	34.16	1-19/64	3/16	1-19/64	11/64	5-33/64	0.14
17	34.17	1-19/64	3/16	1-19/64	11/64	5-33/64	0.14





9 PIECE SATIN SHORT ANGLE OPEN-END WRENCH SET

Product #: **J3300A**

	INCH	Overall Length (in)
J3314	7/32	3
J3315	15/64	3
J3316	1/4	3
J3318	9/32	3-1/2
J3320	5/16	3-1/2
J3322	11/32	3-3/4
J3324	3/8	3-3/4
J3328	7/16	4-7/16
J3332	1/2	4-7/16
J25TR26C	Tool Roll	

Weight (lbs): 0.46

ASME B107.100



ANGLE OPEN END WRENCH SETS

FACOM® 16 PIECE SHORT SATIN METRIC ANGLE OPEN-END WRENCH SET




Product #: **34.JL16T**

	MM	Overall Length (in)
34.3.2	3.2	2-3/4
34.4	4	2-3/4
34.5	5	2-61/64
34.5.5	5.5	2-61/64
34.6	6	3-5/32
34.7	7	3-5/32
34.8	8	3-35/64
34.9	9	3-35/64
34.10	10	3-15/16
34.11	11	3-15/16
34.12	12	3-15/16
34.13	13	4-23/32
34.14	14	4-23/32
34.15	15	5-33/64
34.16	16	5-33/64
34.17	17	5-33/64

Weight (lbs): 1.12

- › Satin finish provides corrosion resistance and a slip resistant grip.
- › 15° and 75° angled heads for fasteners out of standard-tool reach.
- › Short shanks and slim heads.
- › Standard open end configuration.



FULL POLISH
 SATIN
 BLACK OXIDE
 BLACK CHROME
 INSULATED

FACOM® SATIN METRIC TAPPET OPEN END WRENCHES



- › Satin finish provides corrosion resistance and a slip resistant grip.
- › Used to tighten collars, lock nut rings and help seal packing nuts on hydraulic cylinders.
- › Ultra thin profile for use in close quarters.
- › Openings designed to cover tappets, screws and lock nuts with excessive overhang which helps improve access.
- › For use in low torque applications.
- › Standard open end configuration.



MM		Outside Head Width 1 (in)	Head Thickness 1 (in)	Outside Head Width 2 (in)	Head Thickness 2 (in)	Overall Length (in)	Weight (lbs)
6 x 7	31.6X7	5/8	3/32	5-27/32	3/32	5-53/64	0.06
8 x 9	31.8X9	25/32	3/32	6-29/32	3/32	6-57/64	0.08
10 x 11	31.10X11	25/32	3/32	6-29/32	3/32	6-57/64	0.08
12 x 13	31.12X13	1-7/64	9/64	8-9/32	9/64	8-17/64	0.17
14 x 15	31.14X15	1-9/64	9/64	8-9/32	9/64	8-17/64	0.17
16 x 17	31.16X17	1-33/64	11/64	1-11/16	11/64	9-27/32	0.31
18 x 19	31.18X19	1-33/64	11/64	1-11/16	11/64	9-27/32	0.30

FACOM® 6 PIECE METRIC TAPPET WRENCH SET



Product #: **31.JE6T**



	MM	Overall Length (in)
31.8X9	8 x 9	6-57/64
31.10X11	10 x 11	6-57/64
31.12X13	12 x 13	8-17/64
31.14X15	14 x 15	8-17/64
31.16X17	16 x 17	9-27/32
31.18X19	18 x 19	9-27/32

Weight (lbs): 1.63



IGNITION WRENCHES

- › Satin finish provides corrosion resistance and a slip resistant grip.
- › 15° and 60° angle heads.
- › Standard open end configuration.



INCH		Throat Depth 1 (in)	Outside Head Width 1 (in)	Head Thickness 1 (in)	Outside Head Width 2 (in)	Head Thickness 2 (in)	Overall Length (in)	Weight (lbs)
13/64 x 15/64	J3210	15/64	1/2	1/8	1/2	7/64	3	0.02
15/64 x 13/64	J3211	15/64	1/2	1/8	1/2	7/64	3	0.02
7/32 x 1/4	J3215	15/64	1/2	1/8	1/2	7/64	3	0.02
1/4 x 7/32	J3216	15/64	1/2	1/8	1/2	7/64	3	0.02
9/32 x 5/16	J3220	5/16	19/32	5/32	19/32	5/32	3-1/2	0.03
5/16 x 9/32	J3221	5/16	19/32	5/32	19/32	5/32	3-1/2	0.03
11/32 x 3/8	J3225	3/8	3/4	5/32	47/64	5/32	3-3/4	0.05
3/8 x 11/32	J3226	3/8	3/4	5/32	3/4	5/32	3-3/4	0.05





13 PIECE IGNITION WRENCH SET

Product #: **J3200C**



	INCH	Overall Length (in)
J3210	13/64 x 15/64	3
J3211	15/64 x 13/64	3
J3215	7/32 x 1/4	3
J3216	1/4 x 7/32	3
J3220	9/32 x 5/16	3-1/2
J3221	5/16 x 9/32	3-1/2
J3225	11/32 x 3/8	3-3/4
J3226	3/8 x 11/32	3-3/4
J0000	Ignition Feeler Gauge	
J235	Ignition Pliers	5-1/4
J2302	Ignition Point File	5-1/4
J9853	Screw Start	5-5/8
66-101	Pocket Screwdriver	1/8 x 2
J25TR10C	Tool Roll	

Weight (lbs): 0.67



IGNITION WRENCH SETS

9 PIECE IGNITION WRENCH SET

Product #: **J3200D**



	INCH	Overall Length (in)
J3210	13/64 x 15/64	3
J3211	15/64 x 13/64	3
J3215	7/32 x 1/4	3
J3216	1/4 x 7/32	3
J3220	9/32 x 5/16	3-1/2
J3221	5/16 x 9/32	3-1/2
J3225	11/32 x 3/8	3-3/4
J3226	3/8 x 11/32	3-3/4
J235	Ignition Pliers	5-1/4
J25TR09C	Tool Roll	

Weight (lbs): 0.47




- FULL POLISH
- SATIN
- BLACK OXIDE
- BLACK CHROME
- INSULATED

BLACK OXIDE CHECK NUT WRENCHES

- ▶ Non-reflective black oxide finish for use where non-plated products are required.
- ▶ Use check nut wrenches to tighten jam nuts, check nuts or lock nuts.
- ▶ In confined spaces, the 15° head allows for a full 30° rotation by flipping wrench over.
- ▶ Ultra thin profile improves access in close quarters.



INCH		Outside Head Width 1 (in)	Head Thickness 1 (in)	Overall Length (in)	Weight (lbs)
7/16	JKE14	1	7/32	4	0.05
1/2	JKE16	1	7/32	4	0.05
9/16	JKE18	1-9/32	7/32	4-1/2	0.11
19/32	JKE19	1-9/32	7/32	4-1/2	0.11
5/8	JKE20	1-1/2	7/32	5-1/8	0.13
11/16	JKE22	1-1/2	7/32	5-1/8	0.13
3/4	JKE24	1-23/32	9/32	6-1/8	0.19
13/16	JKE26	2	9/32	6-5/8	0.28
7/8	JKE28	1-25/32	9/32	6-5/8	0.28
15/16	JKE30	2	9/32	7-1/2	0.36
1	JKE32	2	9/32	7-1/2	0.35
1-1/16	JKE34	2-13/32	9/32	8-1/2	0.66
1-1/8	JKE36	2-13/32	9/32	8-1/2	0.65
1-1/4	JKE40	2-23/32	13/32	10	1.12
1-5/16	JKE42	2-23/32	13/32	10	1.12
1-1/2	JKE48	3-7/32	13/32	11-3/8	1.50
1-5/8	JKE52	3-1/2	13/32	13	2.30
1-11/16	JKE54	3-7/16	1/2	13	2.20



CHECK NUT WRENCHES



The check nut wrench tightens fasteners (sometimes called lock nuts or jam nuts) that lock other fasteners in place. The thin profile is used to squeeze into a tight space, or to rotate a fastener without moving the one next to it.

Check nut wrenches approach the fastener almost straight-on. The slight angle makes it easier for both left and right-handed work.



6 POINT



8 POINT



12 POINT



SPLINE



HEX



OPEN




SATIN SERVICE WRENCHES


- › Satin finish provides corrosion resistance and a slip resistant grip.
- › 30° angle head allows access to difficult to reach fasteners.
- › Thin pattern for use on jam nuts, check nuts or lock nuts.
- › Short shank allows for use in confined spaces.



SERVICE WRENCHES

INCH		Throat Depth 1 (in)	Outside Head Width 1 (in)	Head Thickness 1 (in)	Overall Length (in)	Weight (lbs)
3/4	J3524	7/32	1-11/16	1/4	6-1/4	0.22
13/16	J3526	7/32	1-11/16	1/4	6-1/4	0.22
7/8	J3528	7/32	1-11/16	1/4	6-1/4	0.22
15/16	J3530	1/4	1-7/8	1/4	6-7/8	0.25
1	J3532	1/4	1-7/8	1/4	6-7/8	0.25
1-1/16	J3534	1/4	1-7/8	1/4	6-7/8	0.25
1-1/8	J3536	5/16	2-1/16	1/4	7	0.31
1-3/16	J3538	5/16	2-1/16	1/4	7	0.31
1-1/4	J3540	19/64	2-1/16	1/4	7	0.45
1-5/16	J3542	29/64	2-1/2	9/32	7-5/8	0.44
1-3/8	J3544	7/16	2-1/2	9/32	7-5/8	0.43
1-7/16	J3546	7/16	2-1/2	9/32	7-5/8	0.42
1-1/2	J3548	27/64	2-1/2	9/32	7-5/8	0.43
1-9/16	J3550	7/16	2-5/8	9/32	7-5/8	0.43
1-5/8	J3552	7/16	2-5/8	9/32	7-5/8	0.42
1-11/16	J3554	27/64	2-5/8	9/32	7-5/8	0.7
1-3/4	J3556	45/64	3-1/8	5/16	8-1/2	0.69
1-13/16	J3558	11/16	3-1/8	5/16	8-1/2	0.69
1-7/8	J3560	11/16	3-1/8	5/16	8-1/2	0.68
1-15/16	J3562	11/16	3-1/8	5/16	8-1/2	0.68
2	J3564	21/32	3-1/2	5/16	8-1/2	0.66
2-1/8	J3568	21/32	3-1/2	5/16	8-1/2	0.65
2-1/4	J3572	39/64	3-1/2	5/16	8-1/2	0.61
2-3/8	J3576	39/64	3-1/2	5/16	8-1/2	0.61
2-1/2	J3580	19/32	3-1/2	5/16	8-1/2	0.59
2-9/16	J3582	9/16	3-1/2	5/16	8-1/2	0.57



MM		Outside Head Width 1 (in)	Head Thickness 1 (in)	Overall Length (in)	Weight (lbs)
19	J3519M	1-11/16	1/4	6-1/4	0.22
21	J3521M	1-11/16	1/4	6-1/4	0.22
22	J3522M	1-11/16	1/4	6-1/4	0.22
24	J3524M	1-7/8	1/4	6-7/8	0.25
27	J3527M	1-7/8	1/4	6-7/8	0.25
30	J3530M	2-1/16	1/4	7	0.31
32	J3532M	2-1/16	1/4	7	0.30
36	J3536M	2-1/2	1/4	7-5/8	0.45
37	J3537M	2-1/2	9/32	7-5/8	0.43
38	J3538M	2-1/2	9/32	7-5/8	0.42
40	J3540M	2-5/8	9/32	7-5/8	0.43
41	J3541M	2-5/8	9/32	7-5/8	0.43
42	J3542M	2-5/8	9/32	7-5/8	0.43
44	J3544M	2-5/8	9/32	7-5/8	0.43
46	J3546M	3-1/8	9/32	7-5/8	0.70
48	J3548M	3-1/8	5/16	8-1/2	0.70
50	J3550M	3-1/8	5/16	8-1/2	0.68
52	J3552M	3-1/2	5/16	8-1/2	0.66
55	J3555M	3-1/2	5/16	8-1/2	0.66
60	J3560M	3-1/2	5/16	8-1/2	0.61
65	J3565M	3-1/2	5/16	8-1/2	0.57



-  FULL POLISH
-  SATIN
-  BLACK OXIDE
-  BLACK CHROME
-  INSULATED

FACOM® INSULATED VSE METRIC OPEN END WRENCHES



- › 2 color warning handle insulation - color changes from orange to yellow if insulation integrity compromised.
- › Specific heat treatment and oiled quenching achieve core hardness without embrittlement or distortion.
- › Size tolerances applied by Facom® exceed standard specifications.



MM		Outside Head Width 1 (in)	Head Thickness 1 (in)	Overall Length (in)	Weight (lbs)
8	46.8AVSE	55/64	5/16	4-23/32	0.07
9	46.9AVSE	15/16	23/64	4-29/32	0.09
10	46.10AVSE	63/64	23/64	5-1/8	0.11
11	46.11AVSE	1-9/64	25/64	5-5/16	0.12
12	46.12AVSE	1-3/16	25/64	5-5/16	0.14
13	46.13AVSE	1-17/64	7/16	5-29/32	0.17
14	46.14AVSE	1-11/32	7/16	6-5/16	0.20
15	46.15AVSE	1-27/64	7/16	6-5/16	0.20
16	46.16AVSE	1-1/2	15/32	6-11/16	0.26
17	46.17AVSE	1-39/64	15/32	7-3/32	0.29
18	46.18AVSE	1-21/32	15/32	7-3/32	0.33
19	46.19AVSE	1-49/64	15/32	7-11/16	0.34
21	46.21AVSE	1-31/32	35/64	7-9/32	0.40

1/4" DRIVE FULL POLISH CROWFOOT WRENCHES

- › Crowfoot wrenches are used in hard to reach, restricted access situations where a standard wrench or ratchet cannot reach.
- › Anti-Slip Design open end (ASD).
- › The arched surfaces are designed to spread the contact forces over a greater area and they keep the loads off the corners of the fastener which helps prevent fastener rounding.
- › Broad size range ensures the right tool for the application will be available.
- › Typically used in lower torque applications.
- › Full polish finish provides corrosion resistance and easy to clean surfaces.



INCH		Overall Length (in)	Weight (lbs)
1/4	J4708CF	15/16	0.02
5/16	J4710CF	1	0.03
3/8	J4712CF	1-1/16	0.03
7/16	J4714CF	1-5/32	0.04
1/2	J4716CF	1-3/16	0.05
9/16	J4718CF	1-9/32	0.05

ASME B107.21

MM		Overall Length (in)	Weight (lbs)
7	J4707MCF	15/16	0.02
8	J4708MCF	31/32	0.02
10	J4710MCF	1-1/16	0.03
11	J4711MCF	1-1/8	0.04
12	J4712MCF	1-5/32	0.04
13	J4713MCF	1-3/16	0.05
14	J4714MCF	1-1/4	0.05





3/8" DRIVE FULL POLISH CROWFOOT WRENCHES

INCH		Overall Length (in)	Weight (lbs)
3/8	J4912CF	1-13/64	0.06
7/16	J4914CF	1-3/16	0.06
1/2	J4916CF	1-5/16	0.07
9/16	J4918CF	1-9/32	0.07
5/8	J4920CF	1-1/2	0.09
11/16	J4922CF	1-31/64	0.09
3/4	J4924CF	1-41/64	0.11
13/16	J4926CF	1-5/8	0.11
7/8	J4928CF	1-19/32	0.12
15/16	J4930CF	1-5/8	0.13
1	J4932CF	1-49/64	0.13
1-1/16	J4934CF	2-3/16	0.24
1-1/8	J4936CF	2-7/32	0.24
1-3/16	J4938CF	2-9/32	0.24
1-1/4	J4940CF	2-5/32	0.21
1-5/16	J4942CF	2-1/2	0.25
1-3/8	J4944CF	2-1/2	0.29
1-7/16	J4946CF	2-5/8	0.29
1-1/2	J4948CF	2-11/16	0.33
1-9/16	J4950CF	2-3/4	0.34
1-5/8	J4952CF	2-13/16	0.38
1-11/16	J4954CF	2-15/16	0.36
1-3/4	J4956CF	2-15/16	0.39
1-13/16	J4958CF	3-1/16	0.40
1-7/8	J4960CF	3-1/8	0.45
1-15/16	J4962CF	3-1/4	0.49
2	J4964CF	3-3/8	0.73
2-1/16	J4966CF	3-7/16	0.71
2-1/8	J4968CF	3-7/16	0.74
2-3/16	J4970CF	3-5/8	0.78
2-1/4	J4972CF	3-11/16	0.89
2-5/16	J4974CF	3-3/4	0.90
2-3/8	J4976CF	3-15/16	1.01
2-7/16	J4978CF	4-1/4	1.03
2-1/2	J4980CF	4-1/4	1.10
2-9/16	J4982CF	4-5/16	1.11
2-5/8	J4984CF	4-1/2	1.27
2-11/16	J4986CF	4-9/16	1.34
2-3/4	J4988CF	4-11/16	1.37
2-13/16	J4990CF	4-13/16	1.38
2-7/8	J4992CF	4-15/16	1.52
2-15/16	J4994CF	4-15/16	1.58
3	J4996CF	5	1.55

ASME B107.100-2010



- › Crowfoot wrenches are used in hard to reach, restricted access situations where a standard wrench or ratchet cannot reach.
- › Anti-Slip Design open end (ASD).
- › The arched surfaces are designed to spread the contact forces over a greater area and they keep the loads off the corners of the fastener which helps prevent fastener rounding.
- › Broad size range ensures the right tool for the application will be available.
- › Typically used in lower torque applications.
- › Full polish finish provides corrosion resistance and easy to clean surfaces.
- › Locking hole feature helps keep the crowfoot wrench engaged on the extension during use reducing downtime due to detachment of crowfoot in awkward spaces.
- › Use with locking extensions to reach into spaces too small for a mechanic's arm or where the fastener is out of site.
- › Locking hole on 3/8" drive crowfoot wrenches available on fractional openings 1" and larger.

MM		Overall Length (in)	Weight (lbs)
9	J4909MCF	1-5/6	0.05
10	J4910MCF	1-11/32	0.05
11	J4911MCF	1-3/8	0.07
12	J4912MCF	1-15/32	0.07
13	J4913MCF	1-1/2	0.06
14	J4914MCF	1-1/2	0.07
15	J4915MCF	1-5/8	0.10
16	J4916MCF	1-21/32	0.09
17	J4917MCF	1-23/32	0.10
18	J4918MCF	1-15/16	0.13
19	J4919MCF	1-15/16	0.13
20	J4920MCF	2-1/16	0.13
21	J4921MCF	2-3/32	0.14
22	J4922MCF	2-7/32	0.15
23	J4923MCF	2-11/32	0.19
24	J4924MCF	2-13/32	0.19



ASME B107.100-2010



1/2" DRIVE FULL POLISH CROWFOOT WRENCHES

- › Crowfoot wrenches are used in hard to reach, restricted access situations where a standard wrench or ratchet cannot reach.
- › Anti-Slip Design open end (ASD).
- › The arched surfaces are designed to spread the contact forces over a greater area and they keep the loads off the corners of the fastener which helps prevent fastener rounding.
- › Broad size range ensures the right tool for the application will be available.
- › Typically used in lower torque applications.
- › Full polish finish provides corrosion resistance and easy to clean surfaces.
- › Locking hole feature helps keep the crowfoot wrench engaged on the extension during use reducing downtime due to detachment of crowfoot in awkward spaces.
- › Use with locking extensions to reach into spaces too small for a mechanic's arm or where the fastener is out of site.




INCH		Overall Length (in)	Weight (lbs)	MM		Overall Length (in)	Weight (lbs)
15/16	J5330CF	2-13/16	0.47	20	J5320MCF	2-19/32	0.43
1	J5332CF	2-13/16	0.46	21	J5321MCF	2-37/64	0.43
1-1/16	J5334CF	2-7/8	0.51	22	J5322MCF	2-13/16	0.45
1-1/8	J5336CF	3	0.54	23	J5323MCF	2-13/16	0.47
1-3/16	J5338CF	3	0.58	24	J5324MCF	2-51/64	0.47
1-1/4	J5340CF	3-5/16	0.66	25	J5325MCF	2-27/32	0.48
1-5/16	J5342CF	3-5/16	0.66	26	J5326MCF	2-29/32	0.49
1-3/8	J5344CF	3-3/8	0.72	27	J5327MCF	2-29/32	0.51
1-7/16	J5346CF	3-3/8	0.75	28	J5328MCF	3	0.54
1-1/2	J5348CF	3-7/16	0.77	29	J5329MCF	3-1/32	0.58
1-9/16	J5350CF	3-1/2	0.80	30	J5330MCF	3-1/32	0.66
1-5/8	J5352CF	3-1/2	0.83	32	J5332MCF	3-19/64	0.66
1-11/16	J5354CF	3-13/16	0.95	35	J5335MCF	3-23/64	0.72
1-3/4	J5356CF	3-13/16	0.98	36	J5336MCF	3-13/32	0.75
1-13/16	J5358CF	3-7/8	1.01	38	J5338MCF	3-7/16	0.77
1-7/8	J5360CF	3-7/8	1.05	41	J5341MCF	3-1/2	0.83
2	J5364CF	3-15/16	1.10	42	J5342MCF	3-51/64	0.95
2-1/8	J5368CF	4-1/16	1.09	46	J5346MCF	3-55/64	1.01
2-1/4	J5372CF	4-3/8	1.27				
2-3/8	J5376CF	4-7/16	1.29				
2-7/16	J5378CF	4-7/16	1.28				
2-1/2	J5380CF	4-1/2	1.25				

ASME B107.100-2010 ASME B107.100-2010 



1/4" DRIVE 8 PIECE CROWFOOT WRENCH SET

Product #: **J47000CFL**

	INCH	Overall Length (in)
J4708CF	1/4	15/16
J4710CF	5/16	1
J4712CF	3/8	1-1/16
J4714CF	7/16	1-5/32
J4716CF	1/2	1-3/16
J4718CF	9/16	1-9/32
J4759L	Extension, Locking 2"	
J4761L	Extension, Locking 6"	


Weight (lbs): 0.63



CROWFOOT WRENCH SETS

1/4" DRIVE 7 PIECE METRIC CROWFOOT WRENCH SET

Product #: **J47000MCF**

	MM	Overall Length (in)
J4707MCF	7	15/16
J4708MCF	8	31/32
J4710MCF	10	1-1/16
J4711MCF	11	1-1/8
J4712MCF	12	1-5/32
J4713MCF	13	1-3/16
J4713MCF	14	1-1/4


Weight (lbs): 0.47

ASME B107.100-2010



1/4" DRIVE 6 PIECE CROWFOOT WRENCH SET

Product #: **J47000CF**


	INCH	Overall Length (in)
J4708CF	1/4	15/16
J4710CF	5/16	1
J4712CF	3/8	1-1/16
J4714CF	7/16	1-5/32
J4716CF	1/2	1-3/16
J4718CF	9/16	1-9/32

Weight (lbs): 0.41


ASME B107.100-2010



-  FULL POLISH
-  SATIN
-  BLACK OXIDE
-  BLACK CHROME
-  INSULATED

3/8" DRIVE 53 PIECE CROWFOOT WRENCH SETProduct #: **J49000CFL**

	INCH	Point Size	Overall Length (in)
J4912CF**	3/8	-	1-13/64
J4914CF**	7/16	-	1-3/16
J4916CF**	1/2	-	1-5/16
J4918CF**	9/16	-	1-9/32
J4920CF**	5/8	-	1-1/2
J4922CF**	11/16	-	1-31/64
J4924CF**	3/4	-	1-41/64
J4926CF**	13/16	-	1-5/8
J4928CF**	7/8	-	1-19/32
J4930CF**	15/16	-	1-5/8
J4932CF**	1	-	1-49/64
J4934CF**	1-1/16	-	2-3/16
J4936CF**	1-1/8	-	2-7/32
J4938CF**	1-3/16	-	2-9/32
J4940CF**	1-1/4	-	2-5/32
J4942CF**	1-5/16	-	2-1/2
J4944CF**	1-3/8	-	2-1/2
J4946CF**	1-7/16	-	2-5/8
J4948CF**	1-1/2	-	2-11/16
J4950CF**	1-9/16	-	2-3/4
J4952CF**	1-5/8	-	2-13/16
J4954CF**	1-11/16	-	2-15/16
J4956CF**	1-3/4	-	2-15/16
J4958CF**	1-13/16	-	3-1/16
J4960CF**	1-7/8	-	3-1/8
J4962CF**	1-15/16	-	3-1/4
J4964CF**	2	-	3-3/8

	INCH	Point Size	Overall Length (in)
J4966CF**	2-1/16	-	3-7/16
J4968CF**	2-1/8	-	3-7/16
J4970CF**	2-3/16	-	3-5/8
J4972CF**	2-1/4	-	3-11/16
J4974CF**	2-5/16	-	3-3/4
J4976CF**	2-3/8	-	3-15/16
J4978CF**	2-7/16	-	4-1/4
J4980CF**	2-1/2	-	4-1/4
J4982CF**	2-9/16	-	4-5/16
J4984CF**	2-5/8	-	4-1/2
J4986CF**	2-11/16	-	4-9/16
J4988CF**	2-3/4	-	4-11/16
J4990CF**	2-13/16	-	4-13/16
J4992CF**	2-7/8	-	4-15/16
J4994CF**	2-15/16	-	4-15/16
J4996CF**	3	-	5
J4920FL**	5/8	12	-
J4922FL**	11/16	12	-
J4924FL**	3/4	12	-
J4926FL**	13/16	12	-
J4928FL**	7/8	12	-
J4930FL**	15/16	12	-
J4932FL**	1	12	-
J4934FL**	1-1/16	12	-
J5262L	Locking Extension	-	12
J5260-06L	Locking Extension	-	6

Weight (lbs): 26.14

*SAE AS4167C

**ASME B107.100-2010



6 POINT



8 POINT



12 POINT



SPLINE



HEX



OPEN





3/8" DRIVE 43 PIECE CROWFOOT WRENCH SET

Product #: **J49001CF**



CROWFOOT WRENCH SETS

	INCH	Overall Length (in)		INCH	Overall Length (in)
J4912CF	3/8	1-13/64	J4956CF	1-3/4	2-15/16
J4914CF	7/16	1-3/16	J4958CF	1-13/16	3-1/16
J4916CF	1/2	1-5/16	J4960CF	1-7/8	3-1/8
J4918CF	9/16	1-9/32	J4962CF	1-15/16	3-1/4
J4920CF	5/8	1-1/2	J4964CF	2	3-3/8
J4922CF	11/16	1-31/64	J4966CF	2-1/16	3-7/16
J4924CF	3/4	1-41/64	J4968CF	2-1/8	3-7/16
J4926CF	13/16	1-5/8	J4970CF	2-3/16	3-5/8
J4928CF	7/8	1-19/32	J4972CF	2-1/4	3-11/16
J4930CF	15/16	1-5/8	J4974CF	2-5/16	3-3/4
J4932CF	1	1-49/64	J4976CF	2-3/8	3-15/16
J4934CF	1-1/16	2-3/16	J4978CF	2-7/16	4-1/4
J4936CF	1-1/8	2-7/32	J4980CF	2-1/2	4-1/4
J4938CF	1-3/16	2-9/32	J4982CF	2-9/16	4-5/16
J4940CF	1-1/4	2-5/32	J4984CF	2-5/8	4-1/2
J4942CF	1-5/16	2-1/2	J4986CF	2-11/16	4-9/16
J4944CF	1-3/8	2-1/2	J4988CF	2-3/4	4-11/16
J4946CF	1-7/16	2-5/8	J4990CF	2-13/16	4-13/16
J4948CF	1-1/2	2-11/16	J4992CF	2-7/8	4-15/16
J4950CF	1-9/16	2-3/4	J4994CF	2-15/16	4-15/16
J4952CF	1-5/8	2-13/16	J4996CF	3	5
J4954CF	1-11/16	2-15/16			

Weight (lbs): 23.92

ASME B107.100-2010 

-  FULL POLISH
-  SATIN
-  BLACK OXIDE
-  BLACK CHROME
-  INSULATED

3/8" DRIVE 27 PIECE CROWFOOT WRENCH SET

Product #: **J49002CF**



	INCH	Overall Length (in)
J4912CF	3/8	1-13/64
J4914CF	7/16	1-3/16
J4916CF	1/2	1-5/16
J4918CF	9/16	1-9/32
J4920CF	5/8	1-1/2
J4922CF	11/16	1-31/64
J4924CF	3/4	1-41/64
J4926CF	13/16	1-5/8
J4928CF	7/8	1-19/32
J4930CF	15/16	1-5/8
J4932CF	1	1-49/64
J4934CF	1-1/16	2-3/16
J4936CF	1-1/8	2-7/32
J4938CF	1-3/16	2-9/32
J4940CF	1-1/4	2-5/32
J4942CF	1-5/16	2-1/2
J4944CF	1-3/8	2-1/2
J4946CF	1-7/16	2-5/8
J4948CF	1-1/2	2-11/16
J4950CF	1-9/16	2-3/4
J4952CF	1-5/8	2-13/16
J4954CF	1-11/16	2-15/16
J4956CF	1-3/4	2-15/16
J4958CF	1-13/16	3-1/16
J4960CF	1-7/8	3-1/8
J4962CF	1-15/16	3-1/4
J4964CF	2	3-3/8

Weight (lbs): 6.74

ASME B107.100-2010 

3/8" DRIVE 16 PIECE METRIC CROWFOOT WRENCH SET

Product #: **J49000MCF**



	MM	Overall Length (in)
J4909MCF	9	1-5/6
J4910MCF	10	1-11/32
J4911MCF	11	1-3/8
J4912MCF	12	1-15/32
J4913MCF	13	1-1/2
J4914MCF	14	1-1/2
J4915MCF	15	1-5/8
J4916MCF	16	1-21/32
J4917MCF	17	1-23/32
J4918MCF	18	1-15/16
J4919MCF	19	1-15/16
J4920MCF	20	2-1/16
J4921MCF	21	2-3/32
J4922MCF	22	2-7/32
J4923MCF	23	2-11/32
J4924MCF	24	2-13/32

Weight (lbs): 2.59

ASME B107.100-2010 



3/8" DRIVE 15 PIECE CROWFOOT WRENCH SET

Product #: **J49003CF**



	INCH	Overall Length (in)
J4912CF	3/8	1-13/64
J4914CF	7/16	1-3/16
J4916CF	1/2	1-5/16
J4918CF	9/16	1-9/32
J4920CF	5/8	1-1/2
J4922CF	11/16	1-31/64
J4924CF	3/4	1-41/64
J4926CF	13/16	1-5/8
J4928CF	7/8	1-19/32
J4930CF	15/16	1-5/8
J4932CF	1	1-49/64
J4934CF	1-1/16	2-3/16
J4936CF	1-1/8	2-7/32
J4938CF	1-3/16	2-9/32
J4940CF	1-1/4	2-5/32

Weight (lbs): 2.07

ASME B107.100-2010

3/8" DRIVE 9 PIECE CROWFOOT WRENCH SET

Product #: **J49004CF**



	INCH	Overall Length (in)
J4912CF	3/8	1-13/64
J4914CF	7/16	1-3/16
J4916CF	1/2	1-5/16
J4918CF	9/16	1-9/32
J4920CF	5/8	1-1/2
J4922CF	11/16	1-31/64
J4924CF	3/4	1-41/64
J4926CF	13/16	1-5/8
J4928CF	7/8	1-19/32

Weight (lbs): 0.83

ASME B107.100-2010

3/8" & 1/2" DRIVE 30 PIECE CROWFOOT SET

Product #: **J49002S**



	INCH	Overall Length (in)
J4912CF	3/8	1-13/64
J4914CF	7/16	1-3/16
J4916CF	1/2	1-5/16
J4918CF	9/16	1-9/32
J4920CF	5/8	1-1/2
J4922CF	11/16	1-31/64
J4924CF	3/4	1-41/64
J4926CF	13/16	1-5/8
J4928CF	7/8	1-19/32
J4930CF	15/16	1-5/8
J4932CF	1	1-49/64
J4934CF	1-1/16	2-3/16
J4936CF	1-1/8	2-7/32
J4938CF	1-3/16	2-9/32
J4940CF	1-1/4	2-3/16
J5334CF	1-1/16	2-7/8
J5336CF	1-1/8	3
J5338CF	1-3/16	3
J5340CF	1-1/4	3-5/16
J5342CF	1-5/16	3-5/16
J5344CF	1-3/8	3-3/8
J5346CF	1-7/16	3-3/8
J5348CF	1-1/2	3-7/16
J5350CF	1-9/16	3-1/2
J5352CF	1-5/8	3-1/2
J5354CF	1-11/16	3-13/16
J5356CF	1-3/4	3-13/16
J5358CF	1-13/16	3-7/8
J5360CF	1-7/8	3-7/8
J5364CF	2	3-15/16



Weight (lbs): X.XX

ASME B107.100-2010

CROWFOOT WRENCH SETS

- FULL POLISH
- SATIN
- BLACK OXIDE
- BLACK CHROME
- INSULATED

1/2" DRIVE 39 PIECE FLARE NUT CROWFOOT WRENCH SETProduct #: **J53000CFLFN**

	INCH	Point Size	Overall Length (in)		INCH	Point Size	Overall Length (in)
J5330CF	15/16	–	2-13/16	J5378CF	2-7/16	–	4-7/16
J5332CF	1	–	2-13/16	J5380CF	2-1/2	–	4-1/2
J5334CF	1-1/16	–	2-7/8	J5336FL	1-1/8	12°	2-13/16
J5336CF	1-1/8	–	3	J5338FL	1-3/16	12°	2-7/8
J5338CF	1-3/16	–	3	J5340FL	1-1/4	12°	3
J5340CF	1-1/4	–	3-5/16	J5342FL	1-5/16	12°	3-1/16
J5342CF	1-5/16	–	3-5/16	J5344FL	1-3/8	12°	3-5/16
J5344CF	1-3/8	–	3-3/8	J5346FL	1-7/16	12°	3-3/8
J5346CF	1-7/16	–	3-3/8	J5348FL	1-1/2	12°	3-7/16
J5348CF	1-1/2	–	3-7/16	J5350FL	1-9/16	12°	3-9/16
J5350CF	1-9/16	–	3-1/2	J5352FL	1-5/8	12°	3-3/4
J5352CF	1-5/8	–	3-1/2	J5354FL	1-11/16	12°	3-13/16
J5354CF	1-11/16	–	3-13/16	J5356FL	1-3/4	12°	3-7/8
J5356CF	1-3/4	–	3-13/16	J5358FL	1-13/16	12°	4
J5358CF	1-13/16	–	3-7/8	J5360FL	1-7/8	12°	4-1/4
J5360CF	1-7/8	–	3-7/8	J5362FL	1-15/16	12°	4-5/16
J5364CF	2	–	3-15/16	J5364FL	2	12°	4-7/16
J5368CF	2-1/8	–	4-1/16	J5461L	Locking Extension	–	5
J5372CF	2-1/4	–	4-3/8	J5463L	Locking Extension	–	10
J5376CF	2-3/8	–	4-7/16				

Weight (lbs): 23.80

*SAE AS4167C ASME B107.100-2010



6 POINT



8 POINT



12 POINT



SPLINE



HEX



OPEN



1/2" DRIVE 22 PIECE CROWFOOT WRENCH SET

Product #: J53000CF



1/2" DRIVE 15 PIECE CROWFOOT WRENCH SET

Product #: J53001CF



CROWFOOT WRENCH SETS



	INCH	Overall Length (in)
J5330CF	15/16	2-13/16
J5332CF	1	2-13/16
J5334CF	1-1/16	2-7/8
J5336CF	1-1/8	3
J5338CF	1-3/16	3
J5340CF	1-1/4	3-5/16
J5342CF	1-5/16	3-5/16
J5344CF	1-3/8	3-3/8
J5346CF	1-7/16	3-3/8
J5348CF	1-1/2	3-7/16
J5350CF	1-9/16	3-1/2
J5352CF	1-5/8	3-1/2
J5354CF	1-11/16	3-13/16
J5356CF	1-3/4	3-13/16
J5358CF	1-13/16	3-7/8
J5360CF	1-7/8	3-7/8
J5364CF	2	3-15/16
J5368CF	2-1/8	4-1/16
J5372CF	2-1/4	4-3/8
J5376CF	2-3/8	4-7/16
J5378CF	2-7/16	4-7/16
J5380CF	2-1/2	4-1/2

Weight (lbs): 16.35

ASME B107.100-2010



	INCH	Overall Length (in)
J5334CF	1-1/16	2-7/8
J5336CF	1-1/8	3
J5338CF	1-3/16	3
J5340CF	1-1/4	3-5/16
J5342CF	1-5/16	3-5/16
J5344CF	1-3/8	3-3/8
J5346CF	1-7/16	3-3/8
J5348CF	1-1/2	3-7/16
J5350CF	1-9/16	3-1/2
J5352CF	1-5/8	3-1/2
J5354CF	1-11/16	3-13/16
J5356CF	1-3/4	3-13/16
J5358CF	1-13/16	3-7/8
J5360CF	1-7/8	3-7/8
J5364CF	2	3-15/16

Weight (lbs): 9.88

ASME B107.100-2010

- FULL POLISH
- SATIN
- BLACK OXIDE
- BLACK CHROME
- INSULATED

3/8" DRIVE FULL POLISH FLARE NUT CROWFOOT WRENCHES - 6 POINT

- › Flare Nut Crowfoot wrenches are used in hard to reach or restricted access situations where a standard flare nut wrench cannot reach.
- › The flare nut slot opening is used to slide over hydraulic lines or other hoses which allows for easy access to hex connectors at ends.
- › Typically used in low torque applications.
- › Full polish finish provides corrosion resistance and easy to clean surfaces.
- › Locking hole feature helps keep the crowfoot engaged on the extension during use, helping to reduce downtime and improve working efficiency.
- › Use with locking extensions to reach into small spaces where the fastener is out of sight.



INCH	6	Overall Length (in)	Weight (lbs)
3/8	J4912HFL	1-13/16	0.07
7/16	J4914HFL	1-1/2	0.08
1/2	J4916HFL	1-5/8	0.10
9/16	J4918HFL	1-5/8	0.11
5/8	J4920HFL	1-3/4	0.13
11/16	J4922HFL	1-13/16	0.13
3/4	J4924HFL	1-15/16	0.16
13/16	J4926HFL	2	0.18

ASME B107.100-2010

MM	6	Overall Length (in)	Weight (lbs)
9	J4909MHFL	1-5/16	0.07
10	J4910MHFL	1-3/8	0.07
11	J4911MHFL	1-1/2	0.08
12	J4912MHFL	1-1/2	0.08
13	J4913MHFL	1-9/16	0.09
14	J4914MHFL	1-5/8	0.11
15	J4915MHFL	1-11/16	0.11
16	J4916MHFL	1-3/4	0.12
17	J4917MHFL	1-3/4	0.13
18	J4918MHFL	1-13/16	0.14

ASME B107.100-2010

FLARE NUT CROWFOOT WRENCHES

Used in conjunction with a handle, crowfoot wrenches reach into places other wrenches can't get. Flare nut crowfeet close the gap on the open side, so they will not slip out of place like an open-end crowfoot wrench.

12PT FLARE NUT

- › Locking hole on the side.
- › Wrench extends past the head.
- › Thinner walls.
- › Wrench end is straight, not offset.



6PT FLARE NUT

- › Locking hole in the back.
- › Wrench is flush with the head.
- › Thicker walls.
- › Wrench end is offset 15°.





3/8" DRIVE FULL POLISH FLARE NUT CROWFOOT WRENCH SET - 12 POINT

Product #: **J4900FL**

- › Designed for speed and safety.
- › Special heat-treated alloy steel helps increase strength and durability.
- › 12 point box end allows for fine indexing, helping to improve speed and access. Fits 4, 6 and 12 point fasteners.
- › Full polish finish provides corrosion resistance and easy to clean surfaces.
- › Locking hole helps hold crowfoot in place during use.
- › Use with a locking extension to help prevent tool loss in awkward locations.



12

INCH

J4920FL	5/8
J4922FL	11/16
J4924FL	3/4
J4926FL	13/16
J4928FL	7/8
J4930FL	15/16
J4932FL	1
J4934FL	1-1/16

SAE AS4167C ASME B107.100-2010

FLARE NUT CROWFOOT WRENCHES

1/2" DRIVE FULL POLISH FLARE NUT CROWFOOT WRENCHES - 12 POINT

- › Designed for speed and safety.
- › Special heat-treated alloy steel helps increase strength and durability.
- › 12 point Box end allows for fine indexing, helping to improve speed and access. Fits 4, 6 and 12 point fasteners.
- › Full polish finish provides corrosion resistance and easy to clean surfaces.



INCH

12

Overall Length (in)

Weight (lbs)

1-1/8	J5336FL	2-13/16	0.19
1-3/16	J5338FL	2-7/8	0.19
1-1/4	J5340FL	3	0.19
1-5/16	J5342FL	3-1/16	0.19
1-3/8	J5344FL	3-5/16	0.25
1-7/16	J5346FL	3-3/8	0.25
1-1/2	J5348FL	3-7/16	0.25
1-9/16	J5350FL	3-9/16	0.31
1-5/8	J5352FL	3-3/4	0.31
1-11/16	J5354FL	3-13/16	0.31
1-3/4	J5356FL	3-7/8	0.38
1-13/16	J5358FL	4	0.38
1-7/8	J5360FL	4-1/4	0.45
1-15/16	J5362FL	4-5/16	0.50
2	J5364FL	4-7/16	0.50

SAE AS4167C ASME B107.100-2010


FULL POLISH
 SATIN
 BLACK OXIDE
 BLACK CHROME
 INSULATED

1/2" DRIVE 15 PIECE FLARE NUT CROWFOOT WRENCH SET - 12 POINT

Product #: **J53000CFFN**

12	INCH	Overall Length (in)
J5336FL	1-1/8	2-13/16
J5338FL	1-3/16	2-7/8
J5340FL	1-1/4	3
J5342FL	1-5/16	3-1/16
J5344FL	1-3/8	3-5/16
J5346FL	1-7/16	3-3/8
J5348FL	1-1/2	3-7/16
J5350FL	1-9/16	3-9/16
J5352FL	1-5/8	3-3/4
J5354FL	1-11/16	3-13/16
J5356FL	1-3/4	3-7/8
J5358FL	1-13/16	4
J5360FL	1-7/8	4-1/4
J5362FL	1-15/16	4-5/16
J5364FL	2	4-7/16

Weight (lbs): 5.86

SAE AS4167C 




FLARE NUT COMBINATION WRENCHES



- ▶ Satin finish provides corrosion resistance and a slip resistant grip.
- ▶ Flare nut box end incorporates the TorquePlus™ system.
- ▶ Standard open end configuration.



INCH	6	12	Throat Depth 1 (in)	Outside Head Width 1 (in)	Head Thickness 1 (in)	Outside Head Width 2 (in)	Head Thickness 2 (in)	Overall Length (in)	Weight (lbs)
3/8	J3751	J3751T	7/16	25/32	11/32	51/64	3/8	5-11/16	0.13
1/2	J3752	J3752T	33/64	7/8	3/8	29/32	13/32	6-1/32	0.18
7/16	J3753	J3753T	19/32	31/32	3/8	1-1/32	13/32	6-7/16	0.19
9/16	J3754	J3754T	43/64	1-3/64	7/16	1-3/64	15/32	6-15/16	0.25
5/8	J3755	J3755T	47/64	1-3/32	7/16	1-19/64	15/32	7-5/8	0.32
11/16	J3756	J3756T	51/64	1-3/16	1/2	1-13/32	17/32	8-11/16	0.42
3/4	J3757	J3757T	57/64	1-7/32	1/2	1-9/16	17/32	9-3/16	0.46

ASME B107.100 





7 PIECE COMBINATION FLARE NUT WRENCH SETS

6	12	INCH	Overall Length (in)
J3700A	J3700AT		
J3751	J3751T	3/8	5-11/16
J3752	J3752T	1/2	6-1/32
J3753	J3753T	7/16	6-7/16
J3754	J3754T	9/16	6-15/16
J3755	J3755T	5/8	7-5/8
J3756	J3756T	11/16	8-11/16
J3757	J3757T	3/4	9-3/16
J25TR03C	J25TR03C	Tool Roll	

Weight (lbs): 2.24



DOUBLE END FLARE NUT WRENCHES

SATIN DOUBLE END FLARE NUT WRENCHES



- ▶ Satin finish provides corrosion resistance and a slip resistant grip.
- ▶ Flare nut box ends incorporate the TorquePlus™ system.



INCH	6	12	Mouth Width 1 (in)	Outside Head Width 1 (in)	Head Thickness 1 (in)	Mouth Width 2 (in)	Outside Head Width 2 (in)	Head Thickness 2 (in)	Overall Length (in)	Weight (lbs)
3/8 x 7/16	J3764	J3764T*	19/64	51/64	11/32	23/64	57/64	3/8	6-1/4	0.18
1/2 x 9/16	J3768	J3768T*	25/64	31/32	3/8	13/32	1-1/16	7/16	7-1/2	0.27
5/8 x 11/16	J3772	J3772T*	33/64	1-7/64	1/2	37/64	1-13/64	31/64	8-3/4	0.38
3/4 x 7/8	J3776H	-	9/16	1-15/64	1/2	21/32	1-13/32	9/16	9-1/2	0.61

*SAE AS4167C ASME B107-100-2010

MM	6	12	Mouth Width 1 (in)	Outside Head Width 1 (in)	Head Thickness 1 (in)	Mouth Width 2 (in)	Outside Head Width 2 (in)	Head Thickness 2 (in)	Overall Length (in)	Weight (lbs)
7 x 8	J3707M	J3707MT	7/32	43/64	11/32	15/64	3/4	21/64	5-11/16	0.11
9 x 11	J3709M	J3709MT	9/32	13/16	13/32	11/32	29/32	25/64	6-5/16	0.16
10 x 12	J3710M	J3710MT	9/32	55/64	13/32	11/32	61/64	25/64	6-15/16	0.21
13 x 14	J3713M	J3713MT	3/8	1-1/64	15/32	7/16	1-3/32	29/64	7-9/16	0.24
15 x 17	J3715M	J3715MT	7/16	1-7/64	1/2	1/2	8	31/64	7-63/64	0.33
16 x 18	J3716M	J3716MT	1/2	1-9/64	17/32	37/64	1-15/64	33/64	8-13/16	0.36
19 x 21	J3719M	J3719MT	37/64	1-9/32	19/32	5/8	1-3/8	37/64	9-7/16	0.39

ASME B107.100

FULL POLISH	SATIN	BLACK OXIDE	BLACK CHROME	INSULATED
-------------	-------	-------------	--------------	-----------

3 PIECE DOUBLE END FLARE NUT WRENCH SETS



Product #: **J3760**

Product #: **J3760T**

- ▶ Offset handle helps keep knuckles clear of obstruction to help save time.
- ▶ Flare nut ends incorporate the TorquePlus™ system.



6

INCH

Overall Length (in)

J3764	3/8 x 7/16	6-1/4
J3768	1/2 x 9/16	7-1/2
J3772	5/8 x 11/16	8-3/4
J25TR17C	Tool Roll	

Weight (lbs): 0.97

12

INCH

Overall Length (in)

J3764T	3/8 x 7/16	6-1/4
J3768T	1/2 x 9/16	7-1/2
J3772T	5/8 x 11/16	8-3/4
J25TR17C	Tool Roll	

Weight (lbs): 0.97

9 PIECE DOUBLE END FLARE NUT WRENCH SET – 6 POINT

Product #: **J3740**

6

MM

INCH

Overall Length (in)

J3709M	9 x 11 mm	6-15/16
J3710M	10 x 12 mm	6-15/16
J3713M	13 x 14 mm	7-9/16
J3715M	15 x 17 mm	7-63/64
J3716M	16 x 18 mm	8-13/16
J3719M	19 x 21 mm	9-3/8
J3764	3/8" x 7/16"	6-1/4
J3768	1/2" x 9/16"	7-1/2
J3772	5/8" x 11/16"	8-3/4
J25TR35C	Tool Roll	

Weight (lbs):



6

6 POINT

8

8 POINT

12

12 POINT

SPL

SPLINE

HEX

HEX

OPEN



5 PIECE METRIC DOUBLE END FLARE NUT WRENCH SETS



Product #: **J3700M**

Product #: **J3700MT**

- › 12-point box end allows for fine indexing, helping to improve speed and access. Fits 4, 6 and 12 point fasteners.
- › Offset handle helps keep knuckles clear of obstruction to help save time.
- › Flare nut ends incorporate the TorquePlus™ system.



DOUBLE END FLARE NUT WRENCH SETS

6

	MM	Overall Length (in)
J3707M	7 x 8	5-11/16
J3709M	9 x 11	6-5/16
J3710M	10 x 12	6-15/16
J3713M	13 x 14	7-9/16
J3715M	15 x 17	7-63/64
J25TR06C	Tool Roll	

Weight (lbs): 1.29

12

	MM	Overall Length (in)
J3707MT	7 x 8	5-11/16
J3709MT	9 x 11	6-5/16
J3710MT	10 x 12	6-15/16
J3713MT	13 x 14	7-9/16
J3715MT	15 x 17	7-63/64
J25TR06C	Tool Roll	

Weight (lbs): 1.29

⬡ FULL POLISH
⬡ SATIN
⬡ BLACK OXIDE
⬡ BLACK CHROME
⬡ INSULATED

RATCHETING FLARE NUT WRENCHES - 12 POINT

- › Designed for use on 6 and 12 point tube fittings, hydraulic lines, fasteners, valves, and compression fittings.
- › Distinct design only requires 30° rotation to engage ratcheting feature.
- › Carbon steel jaws snap open, then close around fastener.
- › Easy access to tight locations.
- › Non-reflective black oxide finish for use where non-plated products are required.
- › 12 point flare nut box end allows for fine indexing helping to improve speed and access.
- › Pivoting head allows user to place the wrench over the connected pipes to reach the fastener.



INCH	12	Outside Head Width 1 (in)	Head Thickness 1 (in)	Overall Length (in)	Weight (lbs)
3/8	J3812	1	9/32	5-7/16	0.17
7/16	J3814	1	9/32	5-7/16	0.17
1/2	J3816	1	9/32	5-7/16	0.17
9/16	J3818	1-5/16	3/8	7-1/4	0.31
5/8	J3820	1-5/16	3/8	7-1/4	0.31
11/16	J3822	1-5/16	3/8	7-1/4	0.31
3/4	J3824	1-5/16	3/8	7-1/4	0.31
13/16	J3826	1-11/16	7/16	9-3/8	0.58
7/8	J3828	1-11/16	7/16	9-3/8	0.58
15/16	J3830	1-11/16	1/2	9-3/8	0.58
1	J3832	1-11/16	1/2	9-3/8	0.58



MM	12	Outside Head Width 1 (in)	Head Thickness 1 (in)	Overall Length (in)	Weight (lbs)
10	J3810M	1	9/32	5-7/16	0.18
11	J3811M	1	9/32	5-7/16	0.16
12	J3812M	1	9/32	5-7/16	0.16
13	J3813M	1	9/32	5-7/16	0.17
14	J3814M	1-5/16	3/8	7-1/4	0.31
15	J3815M	1-5/16	3/8	7-1/4	0.31
16	J3816M	1-5/16	3/8	7-1/4	0.31
17	J3817M	1-5/16	3/8	7-1/4	0.3
18	J3818M	1-5/16	3/8	7-1/4	0.29
19	J3819M	1-5/16	3/8	7-1/4	0.29



7 PIECE RATCHETING FLARE NUT WRENCH SET - 12 POINT

Product #: **J3800A**

12	INCH	Point Size	Overall Length (in)
J3812	3/8	12	5-7/16
J3814	7/16	12	5-7/16
J3816	1/2	12	5-7/16
J3818	9/16	12	7-1/4
J3820	5/8	12	7-1/4
J3822	11/16	12	7-1/4
J3824	3/4	12	7-1/4
J25TR03C			10

Weight (lbs): 1.93





10 PIECE METRIC RATCHETING FLARE NUT WRENCH SET - 12 POINT

Product #: **J3800M**

12	MM	Point Size	Overall Length (in)
J3810M	10	12	5-7/16
J3811M	11	12	5-7/16
J3812M	12	12	5-7/16
J3813M	13	12	5-7/16
J3814M	14	12	7-1/4
J3815M	15	12	7-1/4
J3816M	16	12	7-1/4
J3817M	17	12	7-1/4
J3818M	18	12	7-1/4
J3819M	19	12	7-1/4

Weight (lbs): 2.77



SPUD WRENCHES

BLACK OXIDE BOX END SPUD WRENCHES - 12 POINT

- › Non-reflective black oxide finish for use where non-plated products are required.
- › Ideal for heavy construction and field service work.
- › High leverage handle and strong box end designed to turn stubborn nuts and bolts.
- › Hardened tapered handle aligns bolt and rivet holes.
- › 12 point box end allows for fine indexing helping to improve speed and access. Fits 4, 6 and 12 point fasteners.



INCH	12	Outside Head Width 1 (in)	Head Thickness 1 (in)	Offset Height (in)	Overall Length (in)	Weight (lbs)
13/16	J2613	1-11/32	5/8	1-3/32	12	1.25
7/8	J2614	1-11/32	5/8	1-3/32	12	0.85
15/16	J2615	1-11/32	5/8	1-3/32	13	1.25
1	J2616	1-9/16	11/16	1-5/16	13	1.22
1-1/16	J2617	1-19/32	11/16	1-5/16	15	1.57
1-1/8	J2618	1-45/64	13/16	1-1/16	15	1.50
1-1/4	J2620	1-25/32	13/16	1-1/16	17	2.38
1-5/16	J2621	2-1/8	15/16	1-3/8	17	2.19
1-7/16	J2623	2-1/8	15/16	1-3/8	19	3.10
1-1/2	J2624	2-3/16	1	1-1/2	19	3.05
1-5/8	J2626	2-15/32	1-1/8	1-1/2	21	4.70
1-11/16	J2627	2-15/32	1-1/8	1-1/2	21	4.91
1-13/16	J2629	2-29/32	1-3/16	1-9/16	22	5.84
1-7/8	J2630	2-29/32	1-3/16	1-9/16	22	5.99
2	J2632	3-5/32	1-7/16	1-21/32	24	7.04
2-3/16	J2635	3-15/32	1-9/16	1-7/8	26	8.93
2-3/8	J2638	3-23/32	1-1/2	2	28	9.96
2-9/16	J2641	4	1-1/2	2-1/4	29	11.24
2-3/4	J2644	4	1-1/2	2-1/4	30	14.34




FULL POLISH	SATIN	BLACK OXIDE	BLACK CHROME	INSULATED
-------------	-------	-------------	--------------	-----------

BLACK OXIDE OPEN END SPUD WRENCHES - OFFSET HEAD

- › Non-reflective black oxide finish for use where non-plated products are required.
- › Long offset handle provides greater leverage and clearance for knuckles and obstructions.
- › Hardened tapered handle aligns bolt and rivet holes.
- › Openings are precision broached for proper fit.



INCH		Outside Head Width 1 (in)	Head Thickness 1 (in)	Offset Height (in)	Overall Length (in)	Weight (lbs)
3/4	JC901B	1-7/8	7/16	3/4	11-13/16	0.76
11/16	JC903	1-9/16	7/16	3/4	11-13/16	0.77
5/8	JC903A	1-9/16	7/16	3/4	12	0.76
3/4	JC904A	1-7/8	7/16	3/4	11-13/16	0.76
13/16	JC905A	2	9/16	7/8	14-1/2	1.29
7/8	JC905	2-3/16	9/16	7/8	14-1/2	1.23
15/16	JC906C	2-3/16	9/16	7/8	14-1/2	1.30
1	JC906B	2-3/16	9/16	7/8	14-3/16	1.29
1-1/16	JC907	2-7/16	21/32	1	17-3/16	1.88
1-1/8	JC907A	2-7/16	21/32	1	16-11/16	1.79
1-1/4	JC908	2-3/4	13/16	1-1/4	190	2.78
1-5/16	JC908A	2-3/4	13/16	1-1/4	19-3/32	2.79
1-7/16	JC909	3-1/8	13/16	1-1/4	20	3.54
1-1/2	JC909A	3-1/8	13/16	1-1/4	20	3.79
1-5/8	JC910	3-1/8	13/16	1-5/8	23	5.68
1-11/16	JC910A	3-5/8	13/16	1-5/8	22-13/16	5.41
1-13/16	JC911	4-1/8	13/16	1-5/8	24	7.35
1-7/8	JC911A	4-1/8	13/16	1-5/8	24	7.23
2	JC912	4-7/16	13/16	1-5/8	24	7.50



BLACK OXIDE ADJUSTABLE SPUD WRENCH

- › Non-reflective black oxide finish for use where none plated products are required.
- › Large jaw opening fits all nuts and bolts up to 1-1/2 inches.
- › Square jaw opening provides strength and tight fit.
- › Eliminates the need for carrying several fixed size wrenches.
- › Hardened taper handle aligns bolt and rivet holes.



	Maximum Opening (in)	Overall Length (in)	Weight (lbs)
J712SC	1-1/2	16-3/32	2.45




BLACK OXIDE SPUD HANDLE 1/2" DRIVE PEAR HEAD RATCHET

- › Non-reflective black oxide finish for use where non-plated products are required.
- › Hardened tapered handle aligns bolt and rivet holes.
- › Spring loaded pellet in male drive plug.
- › 24-tooth ratcheting mechanism.



Product #	Overall Length (in)	Weight (lbs)
J5449-14BL	14	2.03

ASME B107.10M 



BLACK OXIDE HEAVY DUTY STRIKING WRENCHES - 12 POINT

- ▶ Non-reflective black oxide finish for use where non-plated products are required.
- ▶ Fits most 4, 6 and 12 point fasteners.
- ▶ Large striking surface for surer blow contact and more efficient transmittal of force to fastener.
- ▶ Short handle permits use in close quarters.
- ▶ For use where extreme force is necessary to loosen or set large fasteners.
- ▶ Heavy box walls provide greater torque transmission.
- ▶ Straight handle design helps prevent the wrench from cocking when struck.



INCH	12	Outside Head Width 1 (in)	Head Thickness 1 (in)	Overall Length (in)	Weight (lbs)
1	JSN16	1-25/32	5/8	9-7/8	1.90
1-1/16	JSN17	1-25/32	5/8	9-7/8	1.90
1-1/8	JSN18	1-25/32	5/8	9-7/8	1.90
1-3/16	JSN19	2	3/4	10-1/4	2.10
1-1/4	JSN20	2	3/4	10-1/4	2.10



BLACK OXIDE HEAVY DUTY STRIKING WRENCHES - 6 POINT

- ▶ Non-reflective black oxide finish for use where non-plated products are required.
- ▶ Large striking surface for surer blow contact and more efficient transmittal of force to fastener.
- ▶ Short handle permits use in close quarters.
- ▶ For use where extreme force is necessary to loosen or set large fasteners.
- ▶ Heavy box walls provide greater torque transmission.
- ▶ Straight handle design helps prevent the wrench from cocking when struck.



INCH	6	Outside Head Width 1 (in)	Head Thickness 1 (in)	Overall Length (in)	Weight (lbs)
1-1/16	J2717SW	1-25/32	5/8	9-7/8	1.62
1-1/4	J2720SW	2	23/32	10-1/4	1.72
1-7/16	J2723SW	2-17/64	7/8	10-19/32	2.49
1-5/8	J2726SW	2-31/64	61/64	10-15/16	3.17
1-13/16	J2729SW	2-21/32	63/64	11-5/16	3.49
2	J2732SW	3-1/32	1-7/32	11-21/32	4.73
2-3/16	J2735SW	3-9/32	1-15/64	11-5/16	5.33
2-3/8	J2738SW	3-13/32	1-7/16	12-3/8	5.63
2-9/16	J2741SW	3-3/4	1-17/32	12-11/16	6.47
2-3/4	J2744SW	4-11/64	1-17/32	12-13/16	7.56
2-15/16	J2747SW	4-23/64	1-17/32	13-5/16	7.81
3-1/8	J2750SW	4-31/64	1-41/64	13-11/16	9.50
3-1/2	J2756SW	4-31/32	1-23/32	13-29/32	10.54
3-7/8	J2762SW	5-35/64	1-23/32	14-13/32	12.76



BLACK OXIDE HEAVY DUTY OFFSET STRIKING WRENCHES - 12 POINT

- › Non-reflective black oxide finish for use where non-plated products are required.
- › Large striking surface for surer blow contact and more efficient transmittal of force to fastener.
- › Short handle permits use in close quarters.
- › For use where extreme force is necessary to loosen or set large fasteners.
- › Heavy box walls provide greater torque transmission.
- › Offset handle clears obstructions.



INCH	MM	12	Outside Head Width 1 (in)	Head Thickness 1 (in)	Offset Height (in)	Overall Length (in)	Weight (lbs)
1		J2616SW	1-25/32	5/8	15/16	8-1/2	1.84
1-1/16	27	J2617SW	1-11/16	5/8	15/16	8-1/2	1.84
1-1/8		J2618SW	1-11/16	5/8	15/16	11	1.79
1-3/16	30	J2619SW	2-1/16	13/16	13/16	10-3/4	2.55
1-1/4		J2620SW	1-7/8	13/16	13/16	10-3/4	2.58
1-5/16		J2621SW	1-7/8	13/16	13/16	11-1/2	2.59
1-3/8	35	J2622SW	2-25/64	1	1-1/2	12	3.40
1-7/16		J2623SW	2-3/16	1	1-1/2	12	3.29
1-1/2	38	J2624SW	2-3/16	1	1-1/2	12	3.35
1-9/16		J2625SW	2-21/32	1-1/8	1-7/16	12-1/4	3.89
1-5/8		J2626SW	2-13/32	1-1/8	1-1/2	12-1/4	4.00
1-11/16	43	J2627SW	2-13/32	1-1/8	1-1/2	13-7/16	3.88
1-3/4		J2628SW	2-19/32	1-3/16	1-9/16	13-7/16	3.90
1-13/16		J2629SW	2-21/32	1-3/16	1-9/16	13-7/16	5.30
1-7/8		J2630SW	2-27/32	1-1/4	1-21/32	13-7/16	5.24
1-15/16		J2631SW	2-27/32	1-1/4	1-7/8	13-7/16	5.20
2	51	J2632SW	2-27/32	1-1/4	1-21/32	13-7/16	5.16
2-1/16		J2633SW	3-1/8	1-1/4	2	13-1/2	6.82
2-1/8	54	J2634SW	3-1/8	1-1/2	2	13-7/8	6.71
2-3/16		J2635SW	3-3/8	1-1/2	2	13-1/2	6.78
2-1/4	57	J2636SW	3-3/8	1-1/2	2	13-1/2	6.30
2-5/16		J2637SW	3-3/8	1-1/2	2	13-1/2	7.94
2-3/8		J2638SW	3-3/8	1-1/2	2	13-1/2	7.86
2-7/16		J2639SW	3-13/16	1-1/2	2-1/4	13-1/2	7.67
2-1/2	64	J2640SW	4	1-1/2	2-1/4	13-1/2	7.62
2-9/16		J2641SW	4	1-1/2	2-1/4	13-1/2	13.43
2-5/8		J2642SW	4	1-1/2	2-1/4	13-1/2	10.42
2-11/16		J2643SW	4-7/32	1-1/2	2-1/4	13-1/2	10.25
2-3/4		J2644SW	4-7/32	1-1/2	2-1/4	13-1/2	10.18
2-7/8	73	J2646SW	4-25/32	1-7/8	2-5/8	16	13.84
2-15/16		J2647SW	4-7/16	1-7/8	2-5/8	16	13.6
3		J2648SW	4-7/16	1-7/8	2-5/8	16	13.44
3-1/16		J2649SW	4-25/32	1-7/8	2-5/8	16	13.37
3-1/8		J2650SW	4-7/16	1-7/8	2-5/8	16	13.18
3-3/8		J2654SW	6-1/4	2-3/8	3-5/8	18	26.88
3-1/2		J2656SW	6-1/4	2-3/8	3-5/8	18	26.37
3-3/4		J2660SW	6-1/4	2-3/8	3-5/8	18	25.03
3-7/8		J2662SW	6-1/4	2-3/8	3-5/8	18	24.58
4-1/8		J2666SW	6-1/4	2-3/8	3-5/8	18	23.47
4-1/4		J2668SW	6-1/4	2-3/8	3-5/8	18	22.75





BLACK OXIDE HEAVY DUTY METRIC OFFSET STRIKING WRENCHES - 12 POINT

- › Non-reflective black oxide finish for use where non-plated products are required.
- › 12 point box end allows for fine indexing, helping improve speed and access.
- › Fits most 4, 6 and 12 point fasteners.
- › Large striking surface for surer blow contact and more efficient transmittal of force to fastener.
- › Short handle permits use in close quarters.
- › For use where extreme force is necessary to loosen or set large fasteners.
- › Heavy box walls provide greater torque transmission.
- › Offset handle clears obstructions.



MM	12	Outside Head Width 1 (in)	Head Thickness 1 (in)	Offset Height (in)	Overall Length (in)	Weight (lbs)
32	J2632SWM	1-57/64	53/64	1-3/16	10-3/4	0.88
36	J2636SWM	2-13/64	63/64	1-1/2	12-1/64	2.13
41	J2641SWM	2-13/32	1-7/64	1-1/2	12-1/4	2.37
46	J2646SWM	2-43/64	1-3/16	1-37/64	13-27/64	2.81
50	J2650SWM	2-53/64	1-17/64	1-21/32	13-27/64	6.36
55	J2655SWM	3-25/64	1-1/2	2-1/64	13-1/2	6.58
60	J2660SWM	3-25/64	1-1/2	2-1/64	13-1/2	9.19
65	J2665SWM	4-1/64	1-1/2	2-1/4	13-1/2	12.61
70	J2670SWM	4-1/64	1-1/2	2-1/4	13-1/2	12.11
75	J2675SWM	4-29/64	1-57/64	2-41/64	16-1/4	13.53
80	J2680SWM	4-29/64	1-57/64	2-41/64	15-63/64	13.16



OFFSET STRIKING WRENCHES

BLACK OXIDE OFFSET STRIKING DUAL DIMENSION WRENCHES - 12 POINT

- › Non-reflective black oxide finish for use where non-plated products are required.
- › Large striking surface for surer blow contact and more efficient transmittal of force to fastener.
- › Short handle permits use in close quarters.
- › For use where extreme force is necessary to loosen or set large fasteners.
- › Heavy box walls provide greater torque transmission.
- › Offset handle clears obstructions.



INCH	MM	12	Outside Head Width 1 (in)	Head Thickness 1 (in)	Offset Height (in)	Overall Length (in)	Weight (lbs)
1-1/16	27	J2617SW	1-11/16	5/8	15/16	8-1/2	1.84
1-3/16	30	J2619SW	2-1/16	13/16	13/16	10-3/4	2.55
1-3/8	35	J2622SW	2-25/64	1	1-1/2	12	3.40
1-1/2	38	J2624SW	2-3/16	1	1-1/2	12	3.35
1-11/16	43	J2627SW	2-13/32	1-1/8	1-1/2	13-7/16	3.88
2	51	J2632SW	2-27/32	1-1/4	1-21/32	13-7/16	5.16
2-1/8	54	J2634SW	3-1/8	1-1/2	2	13-7/8	6.71
2-1/4	57	J2636SW	3-3/8	1-1/2	2	13-1/2	6.30
2-1/2	64	J2640SW	4	1-1/2	2-1/4	13-1/2	7.62
2-7/8	73	J2646SW	4-25/32	1-7/8	2-5/8	16	13.84



BLACK OXIDE OFFSET SLUGGING WRENCHES SUPER HEAVY DUTY - 12 POINT



- › Non-reflective black oxide finish for use where non-plated products are required.
- › 12 point box end allows for fine indexing, helping improve speed and access.
- › Designed for heavy use in close quarters where hammer or sledge is required to loosen frozen nuts or set large fasteners.
- › High strength rectangular design withstands heavy sledging; transmits power more effectively to fastener.
- › Heavy box walls provide greater transmission of torque to fastener.

INCH	12	Outside Head Width 1 (in)	Head Thickness 1 (in)	Offset Height (in)	Overall Length (in)	Weight (lbs)
1-5/16	JUSN321	2-3/8	7/8	11/16	8-3/8	2.03
1-3/8	JUSN322	2-3/8	7/8	11/16	8-3/8	2.00
1-7/16	JUSN323	2-3/8	7/8	11/16	8-3/8	1.95
1-1/2	JUSN324	2-3/4	1-1/8	1	10	3.54
1-5/8	JUSN326	2-3/4	1-1/8	1	10-1/8	3.41
1-11/16	JUSN327	2-3/4	1-1/8	1	10-1/8	3.31
1-3/4	JUSN328	2-3/4	1-1/8	1	10-1/8	3.36
1-13/16	JUSN329	2-3/4	1-1/8	1	10-1/8	3.2
1-7/8	JUSN330	3	1-1/4	1-1/8	10-3/4	3.92
2	JUSN332	3	1-5/16	1-1/8	10-13/16	3.71
2-1/16	JUSN333	3	1-5/16	1-1/8	11	4.21
2-1/8	JUSN334	3	1-5/16	1-1/8	11	4.74
2-3/16	JUSN335	3-9/16	1-3/8	1-1/4	11	5.11
2-1/4	JUSN336	3-9/16	1-3/8	1-1/4	11	4.86
2-3/8	JUSN338	4-1/8	1-5/8	1-1/2	14-1/2	8.75
2-7/16	JUSN339	4-1/8	1-5/8	1-1/2	14-1/2	8.86
2-1/2	JUSN340	4-1/8	1-5/8	1-1/2	14-13/32	8.46
2-9/16	JUSN341	4-1/8	1-5/8	1-1/2	14-1/2	8.37
2-5/8	JUSN342	4-1/8	1-5/8	1-1/2	14-13/32	8.35
2-3/4	JUSN344	4-1/8	1-5/8	1-1/2	14-1/2	7.80
2-13/16	JUSN345	4-5/8	1-7/8	1-3/4	15-13/16	9.06
2-15/16	JUSN347	4-5/8	1-7/8	1-3/4	15-1/2	12.17
3	JUSN348	4-5/8	1-7/8	1-3/4	15-1/2	12.14
3-1/8	JUSN350	4-5/8	1-7/8	1-7/8	15-19/32	11.29
3-3/8	JUSN354	5-1/4	2	1-7/8	17-1/2	15.41
3-1/2	JUSN356	5-1/4	2	1-7/8	17-13/32	15.79
3-3/4	JUSN360	5-1/2	2-1/2	1-7/8	18-3/16	22.74
3-7/8	JUSN362	5-1/2	2-1/2	1-7/8	18	22.11
4-1/8	JUSN366	6-1/8	2-7/8	1-7/8	18-3/16	27.92
4-1/4	JUSN368	6-1/8	2-7/8	1-7/8	18-3/16	26.83
4-1/2	JUSN372	6-5/8	3	1-7/8	20	32.06
4-5/8	JUSN374	6-5/8	3	1-7/8	20-3/16	30.54





BLACK OXIDE METRIC OFFSET SLUGGING WRENCHES SUPER HEAVY DUTY - 12 POINT

- › Non-reflective black oxide finish for use where non-plated products are required.
- › 12 point box end allows for fine indexing, helping improve speed and access.
- › Fits most 4, 6 and 12 point fasteners.
- › Designed for heavy use in close quarters where hammer or sledge is required to loosen frozen nuts or set large fasteners.
- › High strength rectangular design withstands heavy sledging.
- › Heavy box walls provide greater transmission of torque to fastener.



MM	12	Outside Head Width 1 (in)	Head Thickness 1 (in)	Offset Height (in)	Overall Length (in)	Weight (lbs)
32	JHD032M	2-23/64	55/64	43/64	8-25/64	1.27
36	JHD036M	2-23/64	55/64	43/64	8-25/64	1.27
41	JHD041M	2-3/4	1-9/64	63/64	10-1/8	1.36
46	JHD046M	2-3/4	1-9/64	63/64	10-1/8	1.31
50	JHD050M	2-63/64	1-17/64	1-7/64	10-3/4	1.80
55	JHD055M	3-37/64	1-3/8	1-17/64	10-63/64	2.27
60	JHD060M	4-9/64	1-39/64	1-1/2	14-31/64	3.63
65	JHD065M	4-9/64	1-39/64	1-1/2	14-31/64	3.50
70	JHD070M	4-9/64	1-39/64	1-1/2	14-31/64	3.36
75	JHD075M	4-41/64	1-57/64	1-47/64	15-3/4	12.15
80	JHD080M	5-15/64	2-1/64	1-27/32	17-23/64	11.35
85	JHD085M	5-15/64	2-1/64	1-27/32	17-23/64	16.96
90	JHD090M	5-33/64	2-33/64	1-57/64	17-3/4	15.16
95	JHD095M	5-33/64	2-33/64	1-57/64	17-3/4	22.75
100	JHD100M	5-63/64	2-7/8	1-31/32	17-63/64	28.51
105	JHD105M	5-63/64	2-7/8	1-31/32	17-63/64	27.26
110	JHD110M	6-1/2	2-63/64	2-3/64	17-63/64	33.22
115	JHD115M	6-1/2	2-63/64	2-3/64	19-49/64	31.89



FACOM® BLACK OXIDE ENGINEER WRENCHES



- › Non-reflective black oxide finish for use where non-plated products are required.
- › Forged in carbon steel and hardened to high torque applications.
- › Hook eye.
- › Long handle for extra leverage.



MM	12	Outside Head Width 1 (in)	Head Thickness 1 (in)	Overall Length (in)	Weight (lbs)
30	45.30	2-7/16	7/16	10-1/4	0.75
32	45.32	2-19/32	15/32	11-7/32	0.92
34	45.34	2-19/32	15/32	12-5/32	1.29
36	45.36	2-29/32	1/2	12-13/32	1.28
38	45.38	2-29/32	1/2	12-19/32	1.63
41	45.41	3-23/64	17/32	13-3/8	1.93
46	45.46	3-49/64	5/8	15-9/16	2.39
50	45.50	4-1/64	5/8	16-23/32	3.05
55	45.55	4-27/64	5/8	16-23/32	3.04
60	45.60	4-53/64	23/32	18-1/2	5.45
65	45.65	5-9/64	23/32	18-1/2	5.43
70	45.70	5-5/8	25/32	19-11/16	7.51
75	45.75	5-15/16	13/16	19-11/16	7.47



GOODBYE CHEATER BAR LEVERAGE WRENCHES

Never use cheater bars on wrenches. Use the wrench with an extra leverage bar, specifically designed for those large, stubborn fasteners that need extra distance to break free.

Bar stop stops the leverage handle and helps to align the locking button with the locking hole.


Also prevents the handle bar from slipping down the wrench any further.

Wrench can be used without the handle.

Locking button and hole locks the leverage bar into place. The click tells you the bar is secure and ready to use.

Wrench handles are available in two lengths — two feet for smaller wrenches and three feet for larger wrenches.

Extra large offset to reach into recessed areas and keep hands clear of obstructions.





BLACK OXIDE LEVERAGE WRENCHES

- › Provides safe alternative to striking wrenches in confined spaces and on applications that prohibit sparking.
- › Offset box wrench head offers access to recessed fasteners and keeps hands clear of obstructions.
- › Ergonomic design allows wrenches to be used conventionally without the handle.
- › The handle can be attached to provide increased leverage for final tightening.
- › Bar Stop on the wrench shaft helps to align locking button with handle hole.
- › Ideal for Oil and Gas Industries.



LEVERAGE WRENCHES

INCH	12	Outside Head Width 1 (in)	Head Thickness 1 (in)	Overall Length (in)	Weight (lbs)	Use Handle
1-1/16	J2617PW	1-11/16	5/8	10-37/64	1.80	J26HAN24
1-1/8	J2618PW	1-15/16	3/4	10-11/16	2.10	J26HAN24
1-3/16	J2619PW	1-15/16	3/4	10-11/16	2.10	J26HAN24
1-1/4	J2620PW	1-15/16	3/4	10-11/16	2.10	J26HAN24
1-5/16	J2621PW	2-3/16	7/8	10-13/16	2.30	J26HAN24
1-3/8	J2622PW	2-3/16	7/8	10-13/16	2.13	J26HAN24
1-7/16	J2623PW	2-3/16	7/8	10-13/16	2.30	J26HAN24
1-1/2	J2624PW	2-7/16	1	10-15/16	2.40	J26HAN24
1-5/8	J2626PW	2-7/16	1	10-15/16	2.44	J26HAN24
1-11/16	J2627PW	2-11/16	1-1/8	13-9/32	4.17	J26HAN36
1-3/4	J2628PW	2-11/16	1-1/8	13-9/32	4.17	J26HAN36
1-13/16	J2629PW	2-11/16	1-1/8	13-3/8	4.27	J26HAN36
1-7/8	J2630PW	2-15/16	1-1/4	13-3/8	4.27	J26HAN36
1-15/16	J2631PW	2-15/16	1-1/4	13-1/2	4.80	J26HAN36
2	J2632PW	2-15/16	1-1/4	13-1/2	4.80	J26HAN36
2-1/8	J2634PW	3-3/16	1-5/16	13-11/16	5.25	J26HAN36
2-3/16	J2635PW	3-3/16	1-5/16	13-11/16	5.25	J26HAN36
2-1/4	J2636PW	3-7/16	1-7/16	13-11/16	5.25	J26HAN36
2-5/16	J2637PW	3-7/16	1-7/16	13-49/64	5.55	J26HAN36
2-3/8	J2638PW	3-7/16	1-7/16	13-49/64	5.54	J26HAN36
2-1/2	J2640PW	3-15/16	1-5/8	13-57/64	6.25	J26HAN36
2-9/16	J2641PW	3-15/16	1-5/8	13-57/64	6.25	J26HAN36
2-5/8	J2642PW	3-15/16	1-5/8	13-57/64	6.30	J26HAN36
2-3/4	J2644PW	3-15/16	1-5/8	14-19/64	7.12	J26HAN36
2-7/8	J2646PW	4-7/16	1-3/4	14-5/32	7.75	J26HAN36
2-15/16	J2647PW	4-7/16	1-3/4	14-5/32	7.75	J26HAN36
3	J2648PW	4-7/16	1-3/4	14-5/32	7.80	J26HAN36
3-1/8	J2650PW	4-7/16	1-3/4	14-19/64	9.13	J26HAN36



BLACK OXIDE LEVERAGE WRENCH HANDLES

Product #	Overall Length (in)	Weight (lbs)
J26HAN24	24	2.60
J26HAN36	36	8.00



- FULL POLISH
- SATIN
- BLACK OXIDE
- BLACK CHROME
- INSULATED

FACOM® SATIN LEVERAGE WRENCHES



- › Satin finish provides corrosion resistance and a slip resistant grip.
- › Separate removable handle used when extra leverage is needed.
- › 12 point, box end allows for fine indexing, helping to improve speed and access.
- › 30° offset handle helps clear obstructions.



MM	12	Outside Head Width 1 (in)	Head Thickness 1 (in)	Overall Length (in)	Weight (lbs)	Use Handle
24	54A.24	1-1/2	21/32	7-3/32	0.89	FM-54.M1B
30	54A.30	1-5/7/64	23/32	8-9/32	1.09	FM-54.M1B
32	54A.32	1-5/9/64	23/32	9-7/16	1.60	FM-54.M2B
36	54A.36	2-1/8	25/32	9-27/32	1.71	FM-54.M2B
41	54A.41	2-7/16	7/8	10-5/8	2.05	FM-54.M2B
46	54A.46	2-23/32	29/32	11-1/32	2.61	FM-54.M3B
50	54A.50	2-63/64	1	11-5/8	3.11	FM-54.M3B
55	54A.55	3-3/16	1-1/8	11-11/16	3.27	FM-54.M3B
60	54A.60	3-35/64	1-3/16	13-25/32	4.95	FM-54.M4B
65	54A.65	3-55/64	1-5/16	14-3/8	5.39	FM-54.M4B
70	54A.70	4-9/64	1-13/32	14-3/8	6.05	FM-54.M4B

FACOM® SATIN LEVERAGE WRENCH HANDLES



- › Satin finish provides corrosion resistance and a slip resistant grip.

Product #	Overall Length (in)	Weight (lbs)
54.M1B	18	1.35
54.M2B	23-1/2	2.44
54.M3B	30	4.73
54.M4B	33-9/32	6.31



FACOM® 11 PIECE METRIC LEVERAGE WRENCHES & HANDLES SET



Product #: 54.P9M

- › Satin finish provides corrosion resistance and a slip resistant grip.
- › Separate removable handle used when extra leverage is needed.
- › 12 point, box end allows for fine indexing, helping to improve speed and access.
- › 30° offset handle helps clear obstructions.

12	MM	Overall Length (in)
54A.24	24	7-3/32
54A.30	30	8-9/32
54A.32	32	9-7/16
54A.36	36	9-27/32
54A.41	41	10-5/8
54A.46	46	11-1/32
54A.50	50	11-5/8
54A.55	55	11-11/16
54.M1B	Handle	18
54.M2B	Handle	23-1/2
54.M3B	Handle	30

Weight (lbs): 29.76





FACOM® INSULATED ADJUSTABLE WRENCHES



- › Finger stops help keep hands safe.
- › 2 color warning handle insulation - color changes from orange to yellow if insulation integrity is compromised.
- › Graduated head, 15° angle.
- › Burnished finish.
- › Thumbwheel rotates counterclockwise.



ADJUSTABLE WRENCHES

	Maximum Opening (in)	Overall Length (in)	Weight (lbs)
113.8TAVSE	1-1/16	8-15/32	0.83
113.10TAVSE	1-3/16	10-7/16	1.37
113.12TAVSE	1-11/32	12-19/32	1.93
113.15TAVSE	1-47/64	15-9/16	3.12

BLACK OXIDE SPUD HANDLE ADJUSTABLE WRENCH

- › Non-reflective black oxide finish for use where none plated products are required.
- › Large jaw opening fits all nuts and bolts up to 1-1/2 inches.
- › Square jaw opening provides strength and tight fit.
- › Eliminates the need for carrying several fixed size wrenches.
- › Hardened taper handle aligns bolt and rivet holes.




	Maximum Opening (in)	Overall Length (in)	Weight (lbs)
J712SC	1-1/2	16-3/32	2.45



FACOM® SATIN MONKEY WRENCHES



- › Satin finish provides corrosion resistance and a slip resistant grip.
- › Sturdy, wide-opening tools for heavy-duty work on farms and building sites.
- › Fixed jaw/handle and worm gear made from hardened steel.
- › Smooth jaw faces help prevent marring of fastener surfaces.




INCH	Product #	Maximum Opening (in)	Jaw Depth (in)	Jaw Thickness (in)	Height (in)	Overall Length (in)	Weight (lbs)
2-3/8	105.230	2-3/8	1-25/32	25/32	19/32	9-1/16	1.15
2-3/4	105.280	2-3/4	1-11/32	21/32	25/32	11-1/32	1.79
3-1/8	105.375	3-1/8	1-25/32	7/8	7/8	14-23/32	3.36

	FULL POLISH		SATIN		BLACK OXIDE		BLACK CHROME		INSULATED
--	-------------	--	-------	--	-------------	--	--------------	--	-----------

AEROSPACE ADJUSTABLE WRENCHES

- › Wrenches meet and exceed stringent aerospace specification AS4984A which requires tools to have a thicker nickel-chrome coating for greater corrosion-resistance.
- › Square jaw opening provides strength and tight fit.



	Maximum Opening (in)	Overall Length (in)	Weight (lbs)
J704A	11/16	4-1/4	0.14
J706A	15/16	6-5/16	0.31
J708A	1-3/16	8-1/16	0.57
J710A	1-3/8	10-1/16	1.00
J712A	1-9/16	12	1.52
J715A	1-7/8	15	2.70
J718A	2-3/8	18-1/8	3.55

ASME B107.100-2010



CLIK-STOP® ADJUSTABLE WRENCHES

- › Satin finish provides corrosion resistance and a slip resistant grip.
- › Square jaw opening provides strength and tight fit.
- › Clik-Stop® locking design holds the moving jaw of an adjustable wrench in place when the wrench is in use.

		Maximum Opening (in)	Overall Length (in)	Weight (lbs)
J704L	J704SL	11/16	4-1/4	0.14
J706L	J706SL	15/16	6-5/16	0.31
J708L	J708SL	1-3/16	8-1/16	0.57
J710L	J710SL	1-3/8	10-1/16	1.00
J712L	J712SL	1-9/16	12	1.52
J715L	J715SL	1-7/8	15	2.70
J718L	J718SL	2-3/8	18-1/8	3.55
J724L	-	2-7/16	24	8.84




ASME B107.100-2010 



ADJUSTABLE WRENCHES

- › Satin finish provides corrosion resistance and a slip resistant grip.
- › Square jaw opening provides strength and tight fit.
- › Rugged I-beam style handle and reinforced stress areas; radius corner design.



			Maximum Opening (in)	Overall Length (in)	Weight (lbs)
J704	J704S	J704C	11/16	4-1/4	0.14
J706	J706S	J706C	15/16	6-5/16	0.31
J708	J708S	J708C	1-3/16	8-1/16	0.57
J710	J710S	J710C	1-3/8	10-1/16	1.00
J712	J712S	J712C	1-9/16	12	1.52
J715	J715S	-	1-7/8	15	2.70
J718	J718S	-	2-3/8	18-1/8	3.55
J724	J724S	-	2-7/16	24	6.41

ASME B107.100-2010 





3 PIECE CLIK-STOP® ADJUSTABLE WRENCH SET

Product #: **J790**

- › Clik-Stop® locking design holds the moving jaw of an adjustable wrench in place when the wrench is in use.
- › Satin finish provides corrosion resistance and a slip resistant grip.
- › Square jaw opening provides strength and tight fit.



	Max. Opening (in)	Overall Length (in)
J708L	1-1/8	8
J710L	1-5/16	10
J712L	1-1/2	12
J25TR22C	Tool Roll	

Weight (lbs): 3.08 ASME B107.8

ADJUSTABLE WRENCH SETS

3 PIECE ADJUSTABLE WRENCH SETS

- › Satin finish provides corrosion resistance and a slip resistant grip.
- › Square jaw opening provides strength and tight fit.
- › Rugged I-beam style handle and reinforced stress areas; radius corner design.



J795



J795S

Contents	Max. Opening (in)			Overall Length (in)
		J795	J795S	
J708	1-1/8	•		8
J708S	1-1/8		•	8
J710	1-5/16	•		10
J710S	1-5/16		•	10
J712	1-1/2	•		12
J712S	1-1/2		•	12
J25TR22C	Tool Roll	•		

Weight (lbs): 2.60 2.60 ASME B107.100-2001

CUSHION GRIP ADJUSTABLE WRENCH SETS

- › Soft cushion grip for additional comfort.
- › Square jaw opening provides strength and tight fit.



J794G

J795G

Contents	Max. Opening (in)			Overall Length (in)
		J794G	J795G	
J706G	15/16	•		6
J708G	1-1/8		•	8
J710G	1-5/16	•	•	10
J712G	1-1/2		•	12

Weight (lbs): 1.05 3.00 ASME B107.100

	FULL POLISH		SATIN		BLACK OXIDE		BLACK CHROME		INSULATED
--	-------------	--	-------	--	-------------	--	--------------	--	-----------

ALUMINUM PIPE WRENCHES

- › Light weight aluminum for less job fatigue.
- › Standard handle lengths with wide gripping surface for increased comfort and one hand operation.
- › Forged steel jaw provides outstanding strength.
- › Large knurl and power threads provide fast, positive jaw adjustment.
- › Graduation markings on hook jaw show approximate opening for pipe sizes.
- › Riveted jaw pin for safety.
- › Hanging hole for storage.
- › Field repairable by removing the rivet pin located on the bottom side of the jaw.
- › Replacement parts available.



Product #	Maximum Opening (in)	Height (in)	Overall Length (in)	Weight (lbs)
J810A	1-1/2	3	10	1.10
J812A	2	3	12	1.72
J814A	2	3	14	2.15
J818A	3-1/2	3	18	3.60
J824A	4	4	24	5.65
J836A	5	5	36	10.60
J848A	6	6	48	17.00

ALUMINUM PIPE WRENCH REPLACEMENT PARTS



Parts For	Hook Jaw	Weight (lbs)	Heel Jaw and Pin	Weight (lbs)	Spring	Weight (lbs)	Knurl	Weight (lbs)
J810A	J810B	0.45	J810C	0.08	J810E	0.01	J810D	0.07
J812A	J812B	0.68	J812C	0.15	J812E	0.02	J812D	0.09
J814A	J814B	0.97	J814C	0.15	J814E	0.03	J814D	0.11
J818A	J818B	1.57	J818C	0.23	J818E	0.04	J818D	0.18
J824A	J824B	2.36	J824C	0.32	J824E	0.06	J824D	0.31
J836A	J836B	4.37	J836C	0.58	J836E	0.07	J836D	0.47
J848A	J848B	7.31	J848C	0.72	J848E	0.11	J848D	0.68



HEAVY-DUTY CAST IRON PIPE WRENCHES

- ▶ Forged steel jaw provides outstanding strength.
- ▶ Full floating hook jaw, provides instant grip, easy release.
- ▶ Large knurl and power threads provide fast, positive jaw adjustment.

Product #	Maximum Opening (in)	Overall Length (in)	Weight (lbs)
J806HD	3/4	6	0.45
J808HD	1	8	0.8
J810HD	1-1/2	10	1.76
J812HD	2	12	2.66
J814HD	2	14	3.76
J818HD	3-1/2	18	5.82
J824HD	4	24	9.58
J836HD	5	36	19.32
J848HD	6	48	35.36
J860HD	8	60	41.4



PIPE WRENCHES

HEAVY-DUTY CAST IRON PIPE WRENCH REPLACEMENT PARTS



J814



J814B



J814C



J814D



J814E



J814H



J814PGB



J814PGC



J814PGD



J814PGE

Parts For	Handle, Heel Jaw, and Pin		Heel Jaw and Pin				Knurl	Weight (lbs)	Flat Spring	Weight (lbs)
	Assemble	Weight (lbs)	Hook Jaw	Weight (lbs)	Pin	Weight (lbs)				
J806HD	J806H	0.33	J806B	0.11	J806C	0.02	J806D	0.03	J806E	0.01
J808HD	J808H	0.61	J808B	0.23	J808C	0.04	J808D	0.03	J808E	0.01
J810HD	J810H	1.20	J810B	0.45	J810C	0.08	J810D	0.07	J810E	0.01
J812HD	J812H	1.97	J812B	0.68	J812C	0.15	J812D	0.09	J812E	0.02
J814HD	J814H	2.79	J814B	0.97	J814C	0.15	J814D	0.11	J814E	0.03
J818HD	J818H	4.09	J818B	1.57	J818C	0.23	J818D	0.18	J818E	0.04
J824HD	J824H	7.35	J824B	2.36	J824C	0.32	J824D	0.31	J824E	0.06
J836HD	J836H	14.40	J836B	4.37	J836C	0.58	J836D	0.47	J836E	0.07
J848HD	-	-	J848B	7.31	J848C	0.72	J848D	0.68	J848E	0.11
J860HD	-	-	J860B	12.50	J860C	1.50	J860D	0.85	J860E	0.08

FULL POLISH
 SATIN
 BLACK OXIDE
 BLACK CHROME
 INSULATED

INTERNAL PIPE WRENCHES

- › Ideal for removing broken threaded pipe ends pipe plugs and fittings.
- › Installation and removal without thread damage.
- › Eccentric cam action engages wrench against the walls of the pipe.
- › Hex body allows for use of adjustable wrench for added torque.
- › Made from hardened steel and plated to help prevent rust.

INCH	Product #	Overall Length (in)	Weight (lbs)
3/8	J140-38	3	0.21
1/2	J140-12	3	0.32
3/4	J140-34	3	0.49
1	J140-1	3	0.85




4 PIECE INTERNAL PIPE WRENCH SET

Product #: **J140SET**

- › Ideal for removing broken threaded pipe ends, plugs and fittings.
- › Installation and removal without thread damage.
- › Eccentric cam action engages wrench against the walls of the pipe.
- › Hex body allows for use of adjustable wrench for added torque.
- › Made from hardened steel and plated to help prevent rust.

Contents	INCH	Overall Length (in)
J140-38	3/8	3
J140-12	1/2	3
J140-34	3/4	3
J140-1	1	3

Weight (lbs): 1.95



UNIVERSAL CHAIN WRENCH

- › Fits any shape pipe.
- › Forged steel handle has deep milled teeth.
- › Chain capacity rating: 6,200 lbs.

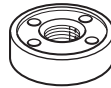
Product #	Capacity Range	Overall Length (in)	Weight (lbs)
J801	7/8 to 4	16-1/2	2.33





BLACK OXIDE ADJUSTABLE FACE SPANNER WRENCHES

- › Non-reflective black oxide finish for use where non-plated products are required.
- › Precision machined pins provide engagement with holes or slots on the face of a bearing or nut.
- › Used to tighten collars, lock nut rings and seal/packing nuts on hydraulic cylinders.

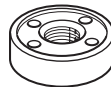


Product #	Maximum Opening (in)	Pin Diameter (in)	Pin Length (in)	Overall Length (in)	Weight (lbs)
JC482	2	3/16	1/4	6-3/8	0.31
JC483	3	1/4	1/4	8-1/4	0.52
JC484	4	5/16	1/2	10-3/8	1.02

FACOM® SATIN FACE SPANNER - ROUND PIN



- › Satin finish provides corrosion resistance and a slip resistant grip.
- › Each double-ended, round interchangeable pin has two diameters for a variety of applications.



Product #	Maximum Opening (in)	Height (in)	Overall Length (in)	Weight (lbs)
117.B	4	1-25/32	10-5/8	1.45

FACOM® SATIN PIN REPLACEMENTS - ROUND



- › Satin finish provides corrosion resistance and a slip-resistant grip.
- › Each double-ended, round interchangeable pin has two diameters for a variety of applications.

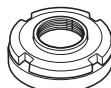
MM	Product #	Pin Diameter (in)	Height (in)	Weight (lbs)
2.5 - 4	117.E1	3/32 & 5/32	19/32	0.03
6 - 8	117.E2	1/4 & 5/16	19/32	0.05
3 - 5	117.E3	1/8 & 3/16	19/32	0.03
7 - 9	117.E4	9/32 & 11/32	19/32	0.06



FACOM® SATIN FACE SPANNER - SQUARE PIN



- › Satin finish provides corrosion resistance and a slip resistant grip.
- › Interchangeable pins are easy to swap out.



Product #	Maximum Opening (in)	Height (in)	Overall Length (in)	Weight (lbs)
118A	4	1-25/32	10-5/8	1.41



FACOM® SATIN PIN REPLACEMENTS - SQUARE



- › Satin finish provides corrosion resistance and a slip-resistant grip.
- › Interchangeable pins are easy to swap out.



MM	Product #	Pin Diameter (in)	Height (in)	Weight (lbs)
4	118.EC4	5/32	19/32	0.02
5	118.EC5	6/32	3/8	0.02
8	118.EC8	10/32	3/8	0.03

FACOM® HINGED HOOK SPANNER WRENCHES



- › Joint fitted with a spring washer for smooth, reliable operation.



MM	Product #	Maximum Opening (in)	Head Thickness 1 (in)	Hook Thickness (in)	Height (in)	Overall Length (in)	Weight (lbs)
15-35	125A.35	1-1/2	13/64	1/8	5/16	6-39/64	0.17
35-50	125A.50	1-31/32	15/64	5/32	7/16	7-61/64	0.37
50-80	125A.80	3-5/32	5/16	13/64	7/16	11-1/32	0.83
80-120	125A.120	4-23/32	23/64	7/32	15/32	13-37/64	1.54
120-180	125A.180	7-3/32	7/16	19/64	15-15/16	19-3/8	3.26

FACOM® HEAVY DUTY HOOK SPANNER WRENCHES



- › 11-hole adjustment.
- › Forged hook, hardened to 44 HRC.



MM	Product #	Hook Thickness (in)	Overall Length (in)	Weight (lbs)
120-224	119.3/8	24	6.96	7.28
220-324	119.3/4	26	13.01	12.27

ADJUSTABLE HOOK SPANNER WRENCHES

- › Non-reflective black oxide finish for use where non-plated products are required.
- › Use to tighten side slot nuts on collars, lock nuts and bearings.



Product #	Capacity Range	Hook Thickness (in)	Hook Depth (in)	Overall Length (in)	Weight (lbs)
JC471	3/4 to 2	11/32	1/8	6-3/8	0.23
JC472	1-1/4 to 3	13/32	5/32	8-1/8	0.43
JC474	2 to 4-3/4	15/32	3/16	11-3/8	1.03
JC474A	4-1/2 to 6-1/4	15/32	1/4	12-1/8	1.07
JC474B	6-1/8 to 8-3/4	15/32	5/16	13-3/4	1.40

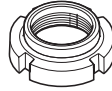




FACOM® ADJUSTABLE HEAVY DUTY HOOK WRENCHES



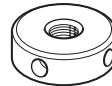
- ▶ Satin finish provides corrosion resistance and a slip-resistant grip.
- ▶ Hook design is used to tighten side slots on collars, lock nuts and bearings.
- ▶ Worm gear design allows for precision adjustments.



Product #	Maximum Opening (in)	Height (in)	Overall Length (in)	Weight (lbs)
115A.50	1-31/32	31/32	20-7/8	0.83
115A.100	3-15/16	25/32	8-15/32	1.96
115A.200	7-7/8	25/32	14-3/8	4.57

ADJUSTABLE PIN SPANNER WRENCHES

- ▶ Non-reflective black oxide finish for use where non-plated products are required.
- ▶ Precision machined pins provide engagement with side holes or slots.
- ▶ Used to tighten side slot nuts on collars, lock nuts and bearings.


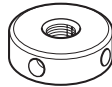


Product #	Capacity Range	Pin Diameter (in)	Pin Length (in)	Hook Thickness (in)	Overall Length (in)	Weight (lbs)
JC491	3/4 to 2	1/8	1/8	11/32	6-3/8	0.23
JC492	3/4 to 2	3/16	5/32	11/32	6-3/8	0.23
JC494	1-1/4 to 3	3/16	3/16	13/32	8-1/8	0.42
JC495	1-1/4 to 3	1/4	7/32	13/32	8-1/8	0.42
JC497	2 to 4-3/4	1/4	1/4	15/32	11-3/8	0.99
JC499	4-1/2 to 6-1/4	3/8	1/4	15/32	12-1/8	1.08

FACOM® PRECISION ADJUSTABLE PIN SPANNER WRENCHES



- ▶ Satin finish provides corrosion resistance and a slip resistant grip.
- ▶ Sliding jaw moves easily along the shank and is designed to be self-locking on to the nut.
- ▶ Precision machined pins provide engagement with holes on the sides of collars and nuts.
- ▶ Interchangeable pins are easy to swap out.



INCH	Product #	Maximum Opening (in)	Height (in)	Overall Length (in)	Weight (lbs)
1	116.50	1-31/32	31/32	8-15/32	0.86
3	116.100	3-15/16	31/32	14-1/4	1.99
7	116.200	7-7/8	1-3/16	20-3/4	4.76



FACOM® PIN REPLACEMENTS FOR FA-116 SERIES



- › Replacement pins for Facom® 116.50, 116.100 and 116.200 Precision Adjustable Pin Spanner Wrenches.
- › Precision machined pins provide engagement with holes on the sides of collars and nuts.
- › Interchangeable pins are easy to swap out.



Product #	Pin Diameter (in)	Pin Height (in)	Overall Length (in)	Weight (lbs)
116.100E1	5/32	19/32	31/32	0.03
116.100E2	1/4	19/32	31/32	0.03
116.200E1	1/4	19/32	1-3/16	0.08
116.200E2	5/16	19/32	1-3/16	0.08
116.50E1	3/32	3/8	25/32	0.01
116.50E2	5/32	3/8	25/32	0.01

FACOM® HINGED PIN SPANNER WRENCHES



- › Pins hardened to 40 HRc.



MM	Product #	Maximum Opening (in)	Pin Diameter (in)	Hook Thickness (in)	Height (in)	Overall Length (in)	Weight (lbs)
15-35	126A.35	1-2/4	1/8	25/64	19/32	6-39/64	0.17
35-50	126A.50	1-31/32	5/32	15/32	15/32	7-61/64	0.37
50-80	126A.80	3-5/32	13/64	35/64	15/32	11-1/34	0.79
80-120	126A.120	4-23/32	15/64	45/64	21/32	13-37/64	1.54
120-180	126A.180	7-3/32	5/16	25/32	23/32	19-3/8	3.17

FACOM® PIN REPLACEMENTS FOR FA-126A SERIES



- › Satin finish provides corrosion resistance and a slip-resistant grip.
- › Replacement pins for Facom® 126A.35, 126A.50, 126A.80, 126A.120 and 126A.
- › 180 Hinged Pin Spanner Wrenches.



Product #	Pin Diameter (in)	Pin Height (in)	Weight (lbs)
126.E120	8/32	19/32	0.04
126.E180	10/32	25/32	0.07
126.E35	4/32	3/8	0.01
126.E50	5/32	3/8	0.01
126.E80	6/32	3/8	0.01

CONTENTS

DURATEK™	
SCREWDRIVERS & SETS624-631
DURATEK™	
NUT DRIVERS & SETS632-633
SCREWDRIVER KEYCHAIN633
INSULATED SCREWDRIVERS634
DURATEK™ HEX SCREWDRIVERS .	.634
OFFSET SCREWDRIVERS635
NUT DRIVERS & SETS635-637
INSULATED NUT DRIVERS637
NUT SETTERS638
QUICK CHANGE BIT DRIVERS639
SCREWDRIVER BIT SETS640-641
BIT SCREWDRIVERS & HOLDERS .	.642
POWER BIT SET643
BIT SETS644-647
INSERT BITS647-649
BIT HOLDERS & ADAPTERS650
BIT EXTENSIONS650
SCREW STARTERS651
HEX KEYS & SETS652-662



SCREWDRIVER GUIDE

DURATEK
PERFORMANCE GRIP

360 DEGREE CHEMICAL RESISTANT TEXTURED GRIP

Cleans easily and handles abrasions well.

HIGH DEMAND ENVIRONMENTS


DuraTek™ screwdrivers feature impact and chemical-resistant handles made from a nylon alloy.

LIGHT WEIGHT

Light in the hand and comfortable to turn.

NYLON ALLOY BLENDED MATERIAL

Provides enhanced chemical resistance to industrial solvents.



STUBBY

PRECISION

EXTRA-LONG



QUARTER MARKS

Visual marks on the handle that let you count the quarter turns.

GREATER TURNING TORQUE

The grip design is tapered to put the bulk of the handle into the palm of your hand.

The handle is engineered to give the screwdriver more torque when turning.

NO ROLL

Quad-lobe style handle prevent the screwdriver from rolling away.

LASER MARKED TIP

for easy identification.



VDE INSULATED SCREWDRIVERS

Insulated to 1000 AC/1500 V DC. Tested to 10,000 volts.

VAPOR BLASTED TIPS

Durable tips for longer wear.

TAMPER-PROOF TORX®

NUT DRIVER

CABINET

KEYSTONE

PHILLIPS

SQUARE

TORX®




DURATEK™ 19 PIECE COMBINATION SCREWDRIVER SET

Product #: J1219SC



3 STEP HIGH-POLISH FINISH WITH VAPOR BLASTED TIP

Provides extra protection against corrosion.



Contents	Description	Tip Size	Tips	Shank Length (in)	Shank Type	Overall Length (in)	Weight (lbs)	ASME Spec.
JCP1803R	Screwdriver, Slotted Cabinet Round 1/8" x 3"	1/8	Cabinet	3	Round	5	0.09	ASME B107.15
JCP1804R	Screwdriver, Slotted Cabinet Round 1/8" x 4"	1/8	Cabinet	4	Round	6	0.09	ASME B107.15
JCP1808R	Screwdriver, Slotted Cabinet Round 1/8" x 8"	1/8	Cabinet	8	Round	10	0.09	ASME B107.15
JC31604R	Screwdriver, Slotted Cabinet Round 3/16" x 4"	3/16	Cabinet	4	Round	7	0.18	ASME B107.15
JC31608R	Screwdriver, Slotted Cabinet Round 3/16" x 8"	3/16	Cabinet	8	Round	11	0.19	ASME B107.15
JK14112R	Screwdriver, Slotted Keystone Round Stubby 1/4" x 1-1/2"	1/4	Keystone	1-1/2	Round	3-1/2	0.12	ASME B107.15
JKB1404RP	Screwdriver, Slotted Keystone Round 1/4" x 4"	1/4	Keystone	4	Round	8	0.27	ASME B107.15
JKB31604RP	Screwdriver, Slotted Keystone Round 3/16" x 4"	3/16	Keystone	4	Round	7	0.19	ASME B107.15
JKB51606RP	Screwdriver, Slotted Keystone Round 5/16" x 6"	5/16	Keystone	6	Round	10	0.41	ASME B107.15
JKB3808RP	Screwdriver, Slotted Keystone Round 3/8" x 8"	3/8	Keystone	8	Round	13	0.60	ASME B107.15
JKB3812RP	Screwdriver, Slotted Keystone Round 3/8" x 12"	3/8	Keystone	12	Round	17	0.77	ASME B107.15
JPP0003R	Screwdriver, Phillips Round # 0 x 3"	#0	Phillips	3	Round	5-3/4	0.08	ASME B107.30
JPO103R	Screwdriver, Phillips Round # 1 x 3"	#1	Phillips	3	Round	6-3/4	0.17	ASME B107.30
JPO108R	Screwdriver, Phillips Round # 1 x 8"	#1	Phillips	8	Round	11-3/4	0.22	ASME B107.30
JPO2112R	Screwdriver, Phillips Round Stubby # 2 x 1-1/2"	#2	Phillips	1-1/2	Round	3-1/2	0.12	ASME B107.30
JPO204R	Screwdriver, Phillips Round # 2 x 4"	#2	Phillips	4	Round	8	0.26	ASME B107.30
JPO208R	Screwdriver, Phillips Round # 2 x 8"	#2	Phillips	8	Round	12	0.31	ASME B107.30
JPO306R	Screwdriver, Phillips Round # 3 x 6"	#3	Phillips	6	Round	10-3/8	0.38	ASME B107.30
JPO408R	Screwdriver, Phillips Round # 4 x 8"	#4	Phillips	8	Round	13	0.57	ASME B107.30

Weight (lbs): 5.26





DURATEK™ 8 PIECE COMBINATION SCREWDRIVER SET

Product #: J1208SC



DURATEK™ SCREWDRIVER SETS

Contents	Description	Tip Size	Tips	Shank Length (in)	Shank Type	Overall Length (in)	Weight (lbs)	ASME Spec.
JC31603R	Screwdriver, Slotted Cabinet Round 3/16" x 3"	3/16	Cabinet	3	Round	6	0.17	ASME B107.15
JC31604R	Screwdriver, Slotted Cabinet Round 3/16" x 4"	3/16	Cabinet	4	Round	7	0.18	ASME B107.15
JC31605R	Screwdriver, Slotted Cabinet Round 3/16" x 5"	3/16	Cabinet	5	Round	8	0.17	ASME B107.15
JK1404R	Screwdriver, Slotted Keystone Round 1/4" x 4"	1/4	Keystone	4	Round	8	0.25	ASME B107.15
JK51606R	Screwdriver, Slotted Keystone Round 5/16" x 6"	5/16	Keystone	6	Round	10-3/8	0.37	ASME B107.15
JPO103R	Screwdriver, Phillips Round # 1 x 3"	#1	Phillips	3	Round	6-3/4	0.17	ASME B107.30
JPO204R	Screwdriver, Phillips Round # 2 x 4"	#2	Phillips	4	Round	8	0.26	ASME B107.30
JPO306R	Screwdriver, Phillips Round # 3 x 6"	#3	Phillips	6	Round	10-3/8	0.38	ASME B107.30

Weight (lbs): 2.20



DURATEK™ 8 PIECE COMBINATION SCREWDRIVER SET

Product #: J1208SCP



Contents	Description	Tip Size	Tips	Shank Length (in)	Shank Type	Overall Length (in)	Weight (lbs)	ASME Spec.
JK14112R	Screwdriver, Slotted Keystone Round Stubby 1/4" x 1-1/2"	1/4	Keystone	1-1/2	Round	3-1/2	0.12	ASME B107.15
JKB31603RP	Screwdriver, Slotted Keystone Round 3/16" x 3"	3/16	Keystone	3	Round	7-1/4	0.16	ASME B107.15
JKB1404RP	Screwdriver, Slotted Keystone Round 1/4" x 4"	1/4	Keystone	4	Round	8-1/2	0.26	ASME B107.15
JKB51606RP	Screwdriver, Slotted Keystone Round 5/16" x 6"	5/16	Keystone	6	Round	10-3/4	0.39	ASME B107.15
JKB3808RP	Screwdriver, Slotted Keystone Round 3/8" x 8"	3/8	Keystone	8	Round	13	0.57	ASME B107.15
JPO2112R	Screwdriver, Phillips Round Stubby # 2 x 1-1/2"	#2	Phillips	1-1/2	Round	3-1/2	0.12	ASME B107.30
JPB0103RP	Screwdriver, Phillips Round # 1 x 3"	#1	Phillips	3	Round	6-1/4	0.18	ASME B107.30
JPB0204RP	Screwdriver, Phillips Round # 2 x 4"	#2	Phillips	4	Round	8-1/2	0.27	ASME B107.30

Weight (lbs): 2.35



DURATEK™ 6 PIECE COMBINATION SCREWDRIVER SET

Product #: **J1206SCP**



Contents	Description	Tip Size	Tips	Shank Length (in)	Shank Type	Overall Length (in)	Weight (lbs)	ASME Spec.
JKB31603RP	Screwdriver, Slotted Keystone Round 3/16" x 3"	3/16	Keystone	3	Round	7-1/4	0.16	ASME B107.15
JKB1404RP	Screwdriver, Slotted Keystone Round 1/4" x 4"	1/4	Keystone	4	Round	8-1/2	0.26	ASME B107.15
JKB51606RP	Screwdriver, Slotted Keystone Round 5/16" x 6"	5/16	Keystone	6	Round	10-3/4	0.39	ASME B107.15
JPB0103RP	Screwdriver, Phillips Round # 1 x 3"	#1	Phillips	3	Round	6-1/4	0.18	ASME B107.30
JPB0204RP	Screwdriver, Phillips Round # 2 x 4"	#2	Phillips	4	Round	8-1/2	0.27	ASME B107.30
JPB0306RP	Screwdriver, Phillips Round # 3 x 6"	#3	Phillips	6	Round	10-3/4	0.40	ASME B107.30

Weight (lbs): 1.89



DURATEK™ 8 PIECE LONG COMBINATION SCREWDRIVER SET

Product #: **J1208SCL**



Contents	Description	Tip Size	Tips	Shank Length (in)	Shank Type	Overall Length (in)	Weight (lbs)	ASME Spec.
JC31606R	Screwdriver, Slotted Cabinet Round 3/16" x 6"	3/16	Cabinet	6	Round	9	0.20	ASME B107.15
JC1410R	Screwdriver, Slotted Cabinet Round 1/4" x 10"	1/4	Cabinet	10	Round	14	0.34	ASME B107.15
JC1412R	Screwdriver, Slotted Cabinet Round 1/4" x 12"	1/4	Cabinet	12	Round	16	0.39	ASME B107.15
JC1416R	Screwdriver, Slotted Cabinet Round 1/4" x 16"	1/4	Cabinet	16	Round	20	0.39	ASME B107.15
JPD108R	Screwdriver, Phillips Round # 1 x 8"	#1	Phillips	8	Round	11-3/4	0.22	ASME B107.30
JPD208R	Screwdriver, Phillips Round # 2 x 8"	#2	Phillips	8	Round	12	0.31	ASME B107.30
JPD212R	Screwdriver, Phillips Round # 2 x 12"	#2	Phillips	12	Round	16	0.40	ASME B107.30
JPD216R	Screwdriver, Phillips Round # 2 x 16"	#2	Phillips	16	Round	20	0.39	ASME B107.30

Weight (lbs): 2.49





DURATEK™ 2 PIECE EXTRA-LONG COMBINATION SCREWDRIVER SET

Product #: **J1202SCXL**



Contents	Description	Tip Size	Tips	Shank Length (in)	Shank Type	Overall Length (in)	Weight (lbs)	ASME Spec.
JPD224R	Screwdriver, Phillips Round # 2 x 24"	#2	Phillips	24	Round	28-1/2	0.50	ASME B107.30
JK1424R	Screwdriver, Slotted Keystone Round 1/4" x 24"	1/4	Keystone	24	Round	28-1/2	0.51	ASME B107.15

Weight (lbs): 1.05



DURATEK™ 6 PIECE PHILLIPS SCREWDRIVER SET

Product #: **J1206SP**



Contents	Description	Tip Size	Tips	Shank Length (in)	Shank Type	Overall Length (in)	Weight (lbs)
JPP0003R	Screwdriver, Phillips Round # 0 x 3"	#0	Phillips	3	Round	5-3/4	0.08
JPD103R	Screwdriver, Phillips Round # 1 x 3"	#1	Phillips	3	Round	6-3/4	0.17
JPD2112R	Screwdriver, Phillips Round Stubby # 2 x 1-1/2"	#2	Phillips	1-1/2	Round	3-1/2	0.12
JPD204R	Screwdriver, Phillips Round # 2 x 4"	#2	Phillips	4	Round	8	0.26
JPD306R	Screwdriver, Phillips Round # 3 x 6"	#3	Phillips	6	Round	10-3/8	0.38
JPD408R	Screwdriver, Phillips Round # 4 x 8"	#4	Phillips	8	Round	13	0.57

Weight (lbs): 1.86

ASME B107.30



DURATEK™ 6 PIECE SLOTTED SCREWDRIVER SET

Product #: **J1206SRF**



Contents	Description	Tip Size	Tips	Shank Length (in)	Shank Type	Overall Length (in)	Weight (lbs)
JC31604R	Screwdriver, Slotted Cabinet Round 3/16" x 4"	3/16	Cabinet	4	Round	7	0.18
JK14112R	Screwdriver, Slotted Keystone Round Stubby 1/4" x 1-1/2"	1/4	Keystone	1-1/2	Round	3-1/2	0.12
JK1404R	Screwdriver, Slotted Keystone Round 1/4" x 4"	1/4	Keystone	4	Round	8	0.25
JK51606R	Screwdriver, Slotted Keystone Round 5/16" x 6"	5/16	Keystone	6	Round	10-3/8	0.37
JK3808R	Screwdriver, Slotted Keystone Round 3/8" x 8"	3/8	Keystone	8	Round	13	0.54
JK3810R	Screwdriver, Slotted Keystone Round 3/8" x 10"	3/8	Keystone	10	Round	11	0.62

Weight (lbs): 2.34

ASME B107.15



DURATEK™ 9 PIECE TORX® SCREWDRIVER SET

Product #: **J1209ST**



Contents	Description	Tip Size	Tips	Shank Length (in)	Shank Type	Overall Length (in)	Weight (lbs)
JT8314R	Screwdriver, Torx® Round T8 x 3-1/4"	T8	Torx®	3-1/4	Round	7	0.17
JT10314R	Screwdriver, Torx® Round T10 x 3-1/4"	T10	Torx®	3-1/4	Round	7	0.18
JT15314R	Screwdriver, Torx® Round T15 x 3-1/4"	T15	Torx®	3-1/4	Round	7	0.18
JT20314R	Screwdriver, Torx® Round T20 x 3-1/4"	T20	Torx®	3-1/4	Round	7	0.18
JT25314R	Screwdriver, Torx® Round T25 x 3-1/4"	T25	Torx®	3-1/4	Round	7	0.18
JT2704R	Screwdriver, Torx® Round T27 x 4"	T27	Torx®	4	Round	8-1/2	0.26
JT3004R	Screwdriver, Torx® Round T30 x 4"	T30	Torx®	4	Round	8-1/2	0.26
JT4006R	Screwdriver, Torx® Round T40 x 6"	T40	Torx®	6	Round	10-3/4	0.38
JT4506R	Screwdriver, Torx® Round T45 x 6"	T45	Torx®	6	Round	10-3/4	0.38

Weight (lbs): 2.34



DURATEK™ 7 PIECE TAMPER-PROOF TORX® SCREWDRIVER SET

Product #: **J1207STP**



Contents	Description	Tip Size	Tips	Shank Length (in)	Shank Type	Overall Length (in)	Weight (lbs)
JTP8008R	Screwdriver, Tamper-Proof Torx® Round T8 x 3-1/4"	TP8	Tamper-Proof Torx®	8	Round	12-1/4	0.17
JTP1008R	Screwdriver, Tamper-Proof Torx® Round T10 x 3-1/4"	TP10	Tamper-Proof Torx®	8	Round	12-1/4	0.18
JTP1508R	Screwdriver, Tamper-Proof Torx® Round T15 x 3-1/4"	TP15	Tamper-Proof Torx®	8	Round	12-1/4	0.18
JTP2008R	Screwdriver, Tamper-Proof Torx® Round T20 x 3-1/4"	TP20	Tamper-Proof Torx®	8	Round	12-1/4	0.18
JTP2508R	Screwdriver, Tamper-Proof Torx® Round T25 x 3-1/4"	TP25	Tamper-Proof Torx®	8	Round	12-1/4	0.18
JTP2708R	Screwdriver, Tamper-Proof Torx® Round T27 x 4"	TP27	Tamper-Proof Torx®	8	Round	12-1/2	0.26
JTP3008R	Screwdriver, Tamper-Proof Torx® Round T30 x 4"	TP30	Tamper-Proof Torx®	8	Round	12-1/2	0.26

Weight (lbs): 1.77



Torx® is a trademark of Acument Intellectual Properties, LLC



DURATEK™ 4 PIECE PRECISION COMBINATION SCREWDRIVER SET

Product #: J1204SC



Contents	Description	Tip Size	Tips	Shank Length (in)	Shank Type	Overall Length (in)	Weight (lbs)	ASME Spec.
JCP1803R	Screwdriver, Slotted Cabinet Round 1/8" x 3"	1/8	Cabinet	3	Round	5	0.09	ASME B107.15
JCP31603R	Screwdriver, Slotted Cabinet Round 3/16" x 3"	3/16	Cabinet	3	Round	6-5/16	0.10	ASME B107.15
JPP0003R	Screwdriver, Phillips Round # 0 x 3"	#0	Phillips	3	Round	5-3/4	0.08	ASME B107.30
JPP0103R	Screwdriver, Phillips Round # 1 x 3"	#1	Phillips	3	Round	6-5/16	0.10	ASME B107.30

Weight (lbs): 0.40



DURATEK™ 2 PIECE PRECISION COMBINATION SCREWDRIVER SET

Product #: J1202SC



Contents	Description	Tip Size	Tips	Shank Length (in)	Shank Type	Overall Length (in)	Weight (lbs)	ASME Spec.
JCP1802R	Screwdriver, Slotted Cabinet Round 1/8" x 2"	1/8	Cabinet	2	Round	4	0.08	ASME B107.15
JPP0002R	Screwdriver, Phillips Round # 0 x 2"	#0	Phillips	2	Round	4-1/2	0.08	ASME B107.30

Weight (lbs): 0.21



DURATEK™ 4 PIECE SQUARE TIP SCREWDRIVER SET

Product #: J1204SS



Color coded to the sizes.



Contents	Description	Tip Size	Tips	Shank Length (in)	Shank Type	Overall Length (in)	Weight (lbs)
JS0005R	Screwdriver, Square Tip, Round # 0 x 5"	#0	Square	5	Round	9	0.19
JS0105R	Screwdriver, Square Tip, Round # 1 x 5"	#1	Square	5	Round	9-1/4	0.19
JS0205R	Screwdriver, Square Tip, Round # 2 x 5"	#2	Square	5	Round	9-1/4	0.19
JS0305R	Screwdriver, Square Tip, Round # 3 x 5"	#3	Square	5	Round	9-1/4	0.19

Weight (lbs): 0.70



DURATEK™ PERFORMANCE GRIP SCREWDRIVERS






Product #	Tip Size	Tips	Shank Length (in)	Shank Type	Bolster	Overall Length (in)	Weight (lbs)	ASME Spec.
JCP1802R	1/8	Cabinet	2	Round	–	4	0.08	ASME B107.15
JCP1803R	1/8	Cabinet	3	Round	–	5	0.09	ASME B107.15
JCP1804R	1/8	Cabinet	4	Round	–	6	0.09	ASME B107.15
JCP1806R	1/8	Cabinet	6	Round	–	8	0.10	ASME B107.15
JCP1808R	1/8	Cabinet	8	Round	–	10	0.09	ASME B107.15
JCP31603R	3/16	Cabinet	3	Round	–	6-5/16	0.10	ASME B107.15
JC31603R	3/16	Cabinet	3	Round	–	6	0.17	ASME B107.15
JC31604R	3/16	Cabinet	4	Round	–	7	0.18	ASME B107.15
JC31605R	3/16	Cabinet	5	Round	–	8	0.17	ASME B107.15
JC31606R	3/16	Cabinet	6	Round	–	9	0.20	ASME B107.15
JC31608R	3/16	Cabinet	8	Round	–	11	0.19	ASME B107.15
JC31610R	3/16	Cabinet	10	Round	–	13	0.24	ASME B107.15
JC31612R	3/16	Cabinet	12	Round	–	15	0.27	ASME B107.15
JC1410R	1/4	Cabinet	10	Round	–	14	0.34	ASME B107.15
JC1412R	1/4	Cabinet	12	Round	–	16	0.39	ASME B107.15
JC1416R	1/4	Cabinet	16	Round	–	20	0.39	ASME B107.15
JKB31603RP	3/16	Keystone	3	Round	Yes	7-1/4	0.16	ASME B107.15
JKB31604RP	3/16	Keystone	4	Round	Yes	7	0.19	ASME B107.15
JK14112R	1/4	Keystone	1-1/2	Round	–	3-1/2	0.12	ASME B107.15
JKB1404RP	1/4	Keystone	4	Round	Yes	8	0.27	ASME B107.15
JK1404R	1/4	Keystone	4	Round	–	8	0.25	ASME B107.15
JKB1404RP	1/4	Keystone	4	Round	Yes	8-1/2	0.26	ASME B107.15
JK1406R	1/4	Keystone	6	Round	–	10	0.29	ASME B107.15
JK1424R	1/4	Keystone	24	Round	–	28-1/2	0.51	ASME B107.15
JK51604R	5/16	Keystone	4	Round	–	8-3/8	0.33	ASME B107.15
JKB51606RP	5/16	Keystone	6	Round	Yes	10	0.41	ASME B107.15
JKB51606RP	5/16	Keystone	6	Round	Yes	10-3/4	0.39	ASME B107.15
JK51606R	5/16	Keystone	6	Round	–	10-3/8	0.37	ASME B107.15
JK51608R	5/16	Keystone	8	Round	–	12-3/8	0.41	ASME B107.15
JKB3808RP	3/8	Keystone	8	Round	Yes	13	0.57	ASME B107.15
JK3808R	3/8	Keystone	8	Round	–	13	0.54	ASME B107.15
JKB3808RP	3/8	Keystone	8	Round	Yes	13	0.60	ASME B107.15
JK3810R	3/8	Keystone	10	Round	–	11	0.62	ASME B107.15
JK3812R	3/8	Keystone	12	Round	–	17	0.69	ASME B107.15
JKB3812RP	3/8	Keystone	12	Round	Yes	17	0.77	ASME B107.15

Torx® is a trademark of Acument Intellectual Properties, LLC



DURATEK™ PERFORMANCE GRIP SCREWDRIVERS (CONT'D)



Product #	Tip Size	Tips	Shank Length (in)	Shank Type	Bolster	Overall Length (in)	Weight (lbs)	ASME Spec.
JPP0002R	#0	Phillips	2	Round	–	4-1/2	0.08	ASME B107.30
JPP0003R	#0	Phillips	3	Round	–	5-3/4	0.08	ASME B107.30
JPP0103R	#1	Phillips	3	Round	–	6-5/16	0.10	ASME B107.30
JPB0103RP	#1	Phillips	3	Round	Yes	6-1/4	0.18	ASME B107.30
JP0103R	#1	Phillips	3	Round	–	6-3/4	0.17	ASME B107.30
JP0108R	#1	Phillips	8	Round	–	11-3/4	0.22	ASME B107.30
JP02112R	#2	Phillips	1-1/2	Round	–	3-1/2	0.12	ASME B107.30
JPB0204RP	#2	Phillips	4	Round	Yes	8-1/2	0.27	ASME B107.30
JP0204R	#2	Phillips	4	Round	–	8	0.26	ASME B107.30
JP0208R	#2	Phillips	8	Round	–	12	0.31	ASME B107.30
JP0212R	#2	Phillips	12	Round	Yes	16	0.40	ASME B107.30
JP0216R	#2	Phillips	16	Round	Yes	20	0.39	ASME B107.30
JP0224R	#2	Phillips	24	Round	–	28-1/2	0.50	ASME B107.30
JPB0306RP	#3	Phillips	6	Round	Yes	10-3/4	0.40	ASME B107.30
JP0306R	#3	Phillips	6	Round	–	10-3/8	0.38	ASME B107.30
JP0408R	#4	Phillips	8	Round	–	13	0.57	ASME B107.30
JS0005R	#0	Square	5	Round	–	9	0.19	–
JS0105R	#1	Square	5	Round	–	9-1/4	0.19	–
JS0205R	#2	Square	5	Round	–	9-1/4	0.19	–
JS0305R	#3	Square	5	Round	–	9-1/4	0.19	–
JT8314R	T8	Torx®	3-1/4	Round	–	7	0.17	–
JT10314R	T10	Torx®	3-1/4	Round	–	7	0.18	–
JT15314R	T15	Torx®	3-1/4	Round	–	7	0.18	–
JT20314R	T20	Torx®	3-1/4	Round	–	7	0.18	–
JT25314R	T25	Torx®	3-1/4	Round	–	7	0.18	–
JT2704R	T27	Torx®	4	Round	–	8-1/2	0.26	–
JT3004R	T30	Torx®	4	Round	–	8-1/2	0.26	–
JT4006R	T40	Torx®	6	Round	–	10-3/4	0.38	–
JT4506R	T45	Torx®	6	Round	–	10-3/4	0.38	–
JTP8008R	TP8	Tamper-Proof Torx®	8	Round	–	12-1/4	0.17	–
JTP1008R	TP10	Tamper-Proof Torx®	8	Round	–	12-1/4	0.18	–
JTP1508R	TP15	Tamper-Proof Torx®	8	Round	–	12-1/4	0.18	–
JTP2008R	TP20	Tamper-Proof Torx®	8	Round	–	12-1/4	0.18	–
JTP2508R	TP25	Tamper-Proof Torx®	8	Round	–	12-1/4	0.18	–
JTP2708R	TP27	Tamper-Proof Torx®	8	Round	–	12-1/2	0.26	–
JTP3008R	TP30	Tamper-Proof Torx®	8	Round	–	12-1/2	0.26	–

DURATEK™ 19 PIECE NUT DRIVER SET

Product #: J12000S

Contents	INCH	MM	Shank Length (in)	Overall Length (in)
JN31604R	3/16	–	4	8-1/2
JN1404R	1/4	–	4	8-4/5
JN51604R	5/16	–	4	8-1/2
JN113204R	11/32	–	4	8-4/5
JN3804R	3/8	–	4	8-1/2
JN71604R	7/16	–	4	9
JN1204R	1/2	–	4	9
JN0404RM	–	4	4	8-1/2
JN0504RM	–	5	4	8-1/2
JN5504RM	–	5.5	4	8-1/2
JN0604RM	–	6	4	8-1/2
JN0704RM	–	7	4	8-3/5
JN0804RM	–	8	4	8-4/5
JN0904RM	–	9	4	8-4/5
JN1004RM	–	10	4	9
JN1104RM	–	11	4	9
JN1204RM	–	12	4	9
JN1304RM	–	13	4	9
JN1404RM	–	14	4	9

Weight (lbs): 6.58

ASME B107.12 



Fractional

DURATEK™ 7 PIECE FRACTIONAL NUT DRIVER SET

Product #: J1207SND

Contents	INCH	Shank Length (in)	Overall Length (in) (L)
JN31604R	3/16	4	8-1/2
JN1404R	1/4	4	8-4/5
JN51604R	5/16	4	8-1/2
JN113204R	11/32	4	8-4/5
JN3804R	3/8	4	8-1/2
JN71604R	7/16	4	9
JN1204R	1/2	4	9

Weight (lbs): 2.49

ASME B107.12 




Metric

DURATEK™ 12 PIECE METRIC NUT DRIVER SET

Product #: J1212MND

Contents	MM	Shank Length (in)	Overall Length (in) (L)
JN0404RM	4	4	8-1/2
JN0504RM	5	4	8-1/2
JN5504RM	5.5	4	8-1/2
JN0604RM	6	4	8-1/2
JN0704RM	7	4	8-3/5
JN0804RM	8	4	8-4/5
JN0904RM	9	4	8-4/5
JN1004RM	10	4	9
JN1104RM	11	4	9
JN1204RM	12	4	9
JN1304RM	13	4	9
JN1404RM	14	4	9

Weight (lbs): 4.09

ASME B107.12 



DURATEK™ PERFORMANCE GRIP NUT DRIVERS

- › Ergonomic quad-lobe handle design with 360° texture grip for additional grip.
- › Designed to meet demanding heavy-duty needs of industrial maintenance and assembly applications.
- › Screwdrivers meet ASME B107.15 standards.
- › Made in USA.

HANDLE

- › Impact and chemical resistance handles are four-sided with broad but shallow flutes.
- › Resistant to most harsh chemicals (including hydraulic fluids used in the aerospace industry).
- › Four-sided handle design helps prevent "roll away" from the work surface.



Color coded to the sizes.



DURATEK™ NUT DRIVERS & SLOTTED KEYCHAIN

Product #	INCH	MM	Shank Length (in)	Overall Length (in)	Weight (lbs)
JN31604R	3/16	–	4	8-1/2	0.26
JN1404R	1/4	–	4	8-4/5	0.26
JN51604R	5/16	–	4	8-1/2	0.30
JN113204R	11/32	–	4	8-4/5	0.30
JN3804R	3/8	–	4	8-3/4	0.30
JN71604R	7/16	–	4	9	0.40
JN1204R	1/2	–	4	9	0.41
JN0404RM	–	4	4	8-1/2	0.26
JN0504RM	–	5	4	8-1/2	0.26
JN5504RM	–	5.5	4	8-1/2	0.26
JN0604RM	–	6	4	8-1/2	0.26
JN0704RM	–	7	4	8-3/5	0.26
JN0804RM	–	8	4	8-4/5	0.30
JN0904RM	–	9	4	8-4/5	0.30
JN1004RM	–	10	4	9	0.41
JN1104RM	–	11	4	9	0.40
JN1204RM	–	12	4	9	0.41
JN1304RM	–	13	4	9	0.41
JN1404RM	–	14	4	9	0.47

ASME B107.12

SLOTTED SCREWDRIVER KEYCHAIN

Product #	Tip Size (in)	Overall Length (in) (L)
J100	3/16	2-3/8



5 PIECE INSULATED VDE SCREWDRIVER SET

Product #: **J90000-VDE**

- › DuraTek™ performance grip.
- › Insulated to 1000V AC / 1500 V DC.
- › Meets IEC 60900 & ASTM F1505 standards.
- › Slim shank technology for improved access.*
- › Precision machined tips for secure fastener engagement.
- › Tested to 10,000 volts.



Contents	Description	Tip Size	Tips	Shank Length (in)	Shank Type	Overall Length (in)	Weight (lbs)
J90001-VDE	Screwdriver, Phillips #1 x 4"	#1	Phillips	4	Round/Slim Tip	8-7/16	0.18
J90002-VDE	Screwdriver, Phillips #2 x 5"	#2	Phillips	5	Round/Slim Tip	9-7/16	0.23
J90003-VDE	Screwdriver, Cabinet 9/64" x 4"	9/64	Cabinet	4	Round/Slim Tip	8-7/16	0.16
J90004-VDE	Screwdriver, Cabinet 5/32" x 4"	5/32	Cabinet	4	Round/Slim Tip	8-7/16	0.17
J90005-VDE	Screwdriver, Cabinet 7/32" x 5"	7/32	Cabinet	5	Round/Slim Tip	9-7/16	0.21

Weight (lbs): 1.05

*Up to 27% blade reduction

VDE INSULATED SCREWDRIVERS



Product #	Tip Size	Tips	Shank Length (in)	Shank Type	Overall Length (in)	Weight (lbs)	Rating
J90001-VDE	#1	Phillips	4	Round/Slim Tip	8-7/16	0.18	VDE, IEC 60900, ASTM F1505
J90002-VDE	#2	Phillips	5	Round/Slim Tip	9-7/16	0.23	VDE, IEC 60900, ASTM F1506
J90003-VDE	9/64	Cabinet	4	Round/Slim Tip	8-7/16	0.16	VDE, IEC 60900, ASTM F1507
J90004-VDE	5/32	Cabinet	4	Round/Slim Tip	8-7/16	0.17	VDE, IEC 60900, ASTM F1508
J90005-VDE	7/32	Cabinet	5	Round/Slim Tip	9-7/16	0.21	VDE, IEC 60900, ASTM F1509

DURATEK™ PERFORMANCE GRIP HEX SCREWDRIVERS

- › Ball end speed hex tips.
- › Made of high-alloy steel.
- › Precision machined for precise fastener fit.
- › Tips feature a black oxide finish to help prevent chrome peeling.



JH53204



JH33203

Product #	Tip Size	Tips	Shank Length (in)	Overall Length (in)	Weight (lbs)
JH11603	1/16	Speed Hex	2-1/2	6	0.07
JH1803	1/8	Speed Hex	3-1/8	7-3/8	0.15
JH31604	3/16	Speed Hex	3-3/4	8-1/4	0.22
JH33203	5/32	Speed Hex	2-3/4	6-1/4	0.07
JH53204	5/32	Speed Hex	3-1/2	8	0.22
JH56403	5/64	Speed Hex	2-5/8	6-1/8	0.07
JH76403	7/64	Speed Hex	3	7-1/4	0.15
JH96403	9/64	Speed Hex	3-1/4	7-1/2	0.15





OFFSET SCREWDRIVERS

- › Black oxide finish.
- › Designed for use in tight spaces.

Product #	Type	Tip Width (in)	Overall Length (in)	Weight (lbs)
J361/4	Slotted	1/4	4-5/8	0.05
J365/16	Slotted	5/16	4-7/8	0.13
J363/8	Slotted	3/8	6-1/8	0.12
J341/4	Phillips	#1, #2	4-3/4	0.07
J343/8	Phillips	#3, #4	6-1/8	0.12



11 PIECE NUT DRIVER SET

Product #: J9200B

- › Precision formed, heat-treated hex openings.
- › Color coded handles for easy identification.
- › One-piece shaft design for greater strength and durability.

Contents	INCH	Shank Length (in)	Overall Length (in)
J9206	3/16	2-3/4	6-3/4
J9207	7/32	2-3/4	6-3/4
J9208	1/4	2-3/4	6-3/4
J9209	9/32	2-3/4	6-3/4
J9210	5/16	2-3/4	6-3/4
J9211	11/32	2-3/4	6-3/4
J9212	3/8	2-3/4	6-3/4
J9214	7/16	2-3/4	7
J9216	1/2	2-3/4	7
J9218	9/16	2-3/4	7
J9220	5/8	2-3/4	7
J9200DPB	Blow-Molded Case		

Weight (lbs): 4.22

ASME B107.12



7 PIECE NUT DRIVER SET

Product #: J9200C

- › Precision formed, heat-treated hex openings.
- › Color coded handles for easy identification.
- › One-piece shaft design for greater strength and durability.

Contents	INCH	Shank Length (in)	Overall Length (in)
J9206	3/16	2-3/4	6-3/4
J9207	7/32	2-3/4	6-3/4
J9208	1/4	2-3/4	6-3/4
J9209	9/32	2-3/4	6-3/4
J9210	5/16	2-3/4	6-3/4
J9211	11/32	2-3/4	6-3/4
J9212	3/8	2-3/4	6-3/4
J25TR24C	Pouch		

Weight (lbs): 1.77

ASME B107.12




11 PIECE METRIC NUT DRIVER SET

Product #: **J9201MB**

- › Precision formed, heat-treated hex openings.
- › One-piece shaft design for greater strength and durability.
- › Ideal for electronics, assembly, and various industrial applications.
- › Blue handle for easy metric identification.

Contents	MM	Length (in)	Overall Length (in)
J9204M	4	2-7/8	6-3/4
J9205M	5	2-7/8	6-3/4
J92055M	5.5	2-7/8	6-3/4
J9206M	6	2-7/8	6-3/4
J9207M	7	2-7/8	6-3/4
J9208M	8	2-7/8	6-3/4
J9209M	9	2-7/8	6-3/4
J92010M	10	2-7/8	6-3/4
J92011M	11	2-7/8	6-3/4
J92013M	13	2-7/8	7
J92014M	14	2-7/8	7
J9200DPB	Blow-Molded Case		

Weight (lbs): 4.39

ASME B107.12 




7 PIECE METRIC NUT DRIVER SET

Product #: **J9230M**

- › Precision formed, heat-treated hex openings.
- › One-piece shaft design for greater strength and durability.
- › Ideal for electronics, assembly, and various industrial applications.
- › Blue handle for easy metric identification.

Contents	MM	Length (in)	Overall Length (in)
J92055M	5.5	2-7/8	6-3/4
J9205M	5	2-7/8	6-3/4
J9206M	6	2-7/8	6-3/4
J9207M	7	2-7/8	6-3/4
J9208M	8	2-7/8	6-3/4
J9209M	9	2-7/8	6-3/4
J9210M	10	2-7/8	6-3/4
J2488	Pouch		

Weight (lbs): 1.59

ASME B107.12 





TRADITIONAL NUT DRIVERS

- › Full hollow shaft design for maximum bolt clearance (part numbers ending with "H").
- › One-piece shaft design for greater strength and durability.
- › Ideal for electronics, assembly, and various industrial applications.
- › Color coded handles for easy size identification.



	Product #	INCH	MM	Shank Length (in)	Overall Length (in)	Weight (lbs)
Hollow Shaft:	J9206H	3/16	-	2-3/4	6-11/16	0.18
	J9208H	1/4	-	2-3/4	6-11/16	0.18
	J9210H	5/16	-	2-3/4	6-11/16	0.19
	J9211H	11/32	-	2-3/4	6-11/16	0.22
	J9212H	3/8	-	2-3/4	6-11/16	0.19
	J9214H	7/16	-	2-3/4	6-11/16	0.27
	J9216H	1/2	-	2-3/4	6-11/16	0.27
	J9206	3/16	-	2-3/4	6-11/16	0.20
	J9207	7/32	-	2-3/4	6-11/16	0.20
	J9208	1/4	-	2-3/4	6-11/16	0.19
	J9209	9/32	-	2-3/4	6-11/16	0.23
	J9210	5/16	-	2-3/4	6-11/16	0.23
	J9211	11/32	-	2-3/4	6-11/16	0.22
	J9212	3/8	-	2-3/4	6-11/16	0.23
	J9214	7/16	-	2-3/4	7	0.34
	J9216	1/2	-	2-3/4	7	0.34
	J9218	9/16	-	2-3/4	7	0.45
	J9220	5/8	-	2-3/4	7	0.50
	J9204M	-	4	2-7/8	7	0.19
	J9205M	-	5	2-7/8	7	0.19
	J92055M	-	5.5	2-7/8	7	0.19
	J9206M	-	6	2-7/8	7	0.19
	J9207M	-	7	2-7/8	7	0.22
	J9208M	-	8	2-7/8	7	0.22
	J9209M	-	9	2-7/8	7	0.24
	J9210M	-	10	2-7/8	7	0.29
	J9211M	-	11	2-7/8	7	0.36
	J9212M	-	12	2-7/8	7	0.36
	J9213M	-	13	2-7/8	7	0.43
	J9214M	-	14	2-7/8	7	0.50

ASME B107.12

FACOM® INSULATED T-HANDLE NUT DRIVERS

- › Insulated to 1000V AC or 1500 DC.



Product #	MM	Overall Length (in)	Weight (lbs)
94T.6AVSE	6	5-3/4	0.33
94T.8AVSE	8	5-3/4	0.36
94T.10AVSE	10	5-3/4	0.41
94T.11AVSE	11	5-3/4	0.47
94T.12AVSE	12	5-3/4	0.47
94T.13AVSE	13	5-3/4	0.50
94T.14AVSE	14	5-3/4	0.50
94TL.10AVSE	10	12-1/2	0.91
94TL.13AVSE	13	12-1/2	1.15
94TL.16AVSE	16	12-1/2	1.85
94TL.17AVSE	17	12-1/2	1.92
94TL.19AVSE	19	12-1/2	2.06



3 PIECE NUT SETTER SET - 1/4" HEX SHANK

Product #: **J61909HS**

- › Proto® TorquePlus™ design is a high performance drive configuration which allows for quick and easy engagement to the fastener flats, not the corners.
- › The TorquePlus™ configuration employs a radius-corner design, shifting contact area and stress away from the fastener corners and distributing contact stresses over a large area of the socket, minimizing slippage.
- › The TorquePlus™ internal design minimizes fastener rounding, helps to extend fastener life, and allows the user to more easily turn worn, rounded, or rusted fasteners.
- › Magnets feature enhanced holding power to help improve fastener retention, helping to increase productivity.

Contents	INCH	Overall Length (in)
J61620HS	1/4	2-9/16
J61622HS	5/16	1-9/16
J61624HS	3/8	1-9/16

Weight (lbs): 0.21



- › Radius-corner socket design
- › Engages flats for better grip
- › Improves the ability to turn worn or rounded fasteners

1/4" HEX MAGNETIC NUT SETTERS

- › Magnets feature enhanced holding power to help improve fastener retention, helping to increase productivity.

Product #	INCH	Drive End Outside Dia. (in)	Overall Length (in)	Weight (lbs)
J61620	1/4	7/16	2-9/16	0.06
J61622	5/16	1/2	2-9/16	0.07
J61624	3/8	9/16	2-9/16	0.07
J61626	7/16	5/8	2-9/16	0.09
J61650	1/4	7/16	1-3/4	0.04
J61652	5/16	1/2	1-3/4	0.05
J61654	3/8	9/16	1-3/4	0.05
J61656	7/16	5/8	1-3/4	0.07



Product #	MM	Drive End Outside Dia. (in)	Overall Length (in)	Weight (lbs)
J61690	6 mm	7/16	1-3/4	0.04
J61692	8 mm	1/2	1-3/4	0.05
J61694	10 mm	9/16	1-3/4	0.05





11-IN-1 QUICK CHANGE BIT DRIVER

Product #: J93111

- ▶ Industrial strength bits with blast finished Tips for a firm hold, helps reduce cam-out.
- ▶ Integrated screwdriver/nut driver shaft holds 4 bits and converts to 3 nut driver size.
- ▶ Comfort grip handle, allows user to apply torque control.



Contents	Description	Tip Size	Tips
J93002	Bit, Insert Phillips #1 x #2	#1 x #2	Phillips
J93001	Bit, Insert Slotted 3/16" x 1/4"	3/16" x 1/4"	Slotted
J93003	Bit, Insert Square Recess #1 x #2	#1 x #2	Square
J93004	Bit, Insert Torx® T10 x T20	T10 x T20	Torx®
-	Bit, Insert Hex 1/4"	1/4"	Hex - Nut Driver
-	Bit, Insert Hex 5/16"	5/16"	Hex - Nut Driver
-	Bit, Insert Hex 3/8"	3/8"	Hex - Nut Driver

10-IN-1 QUICK CHANGE BIT DRIVER

Product #: J93101

- ▶ Industrial strength bits with blast finished Tips for a firm hold, helps reduce cam-out.
- ▶ Integrated screwdriver/nut driver shaft holds 4 bits and converts to 2 nut driver size.
- ▶ Comfort grip handle, allows user to apply torque control.



Contents	Description	Tip Size	Tips
J93002	Bit, Insert Phillips #1 x #2	#1 x #2	Phillips
J93001	Bit, Insert Slotted 3/16" x 1/4"	3/16" x 1/4"	Slotted
J93003	Bit, Insert Square Recess #1 x #2	#1 x #2	Square
J93004	Bit, Insert Torx® T10 x T20	T10 x T20	Torx®
-	Bit, Insert Hex 1/4"	1/4"	Hex - Nut Driver
-	Bit, Insert Hex 5/16"	5/16"	Hex - Nut Driver

5-IN-1 QUICK CHANGE BIT DRIVER

Product #: J9351

- ▶ Industrial strength bits with blast finished Tips for a firm hold, helps reduce cam-out.
- ▶ Integrated screwdriver/nut driver shaft holds 2 bits and converts to 1 nut driver size.
- ▶ Comfort grip handle, allows user to apply torque control.



Contents	Description	Tip Size	Tips
J93002	Bit, Insert Phillips #1 x #2	#1 x #2	Phillips
J93001	Bit, Insert Slotted 3/16" x 1/4"	3/16" x 1/4"	Slotted
-	Bit, Insert Hex 5/16"	5/16"	Hex - Nut Driver

28 PIECE MAGNETIC SCREWDRIVER BIT SET

Product #: **J61929**

- Packaged in plastic blow-molded case for easy storage.



Description	Tip Size	Tips	Overall Length (in)	Drive Size
Bit, Insert #0 Phillips 1/4" Hex	0	Phillips	1	1/4
Bit, Insert #1 Phillips 1/4" Hex	1	Phillips	1	1/4
Bit, Insert #2 Phillips 1/4" Hex	2	Phillips	1	1/4
Bit, Insert #3 Phillips 1/4" Hex	3	Phillips	1	1/4
Bit, Insert Slotted 3F-4R 1/4" Hex	3F-4R	Slotted	1	1/4
Bit, Insert Slotted 4F-5R 1/4" Hex	4F-5R	Slotted	1	1/4
Bit, Insert 7/32" Slotted 1/4" Hex	7/32	Slotted	1	1/4
Bit, Insert 5/32" Slotted 1/4" Hex	5/32	Slotted	1	1/4
Bit, Insert 9/32" Slotted 1/4" Hex	9/32	Slotted	1	1/4
Bit, Insert T10 Torx® 1/4" Hex	T10	Torx®	1	1/4
Bit, Insert T15 Torx® 1/4" Hex	T15	Torx®	1	1/4
Bit, Insert T20 Torx® 1/4" Hex	T20	Torx®	1	1/4
Bit, Insert T25 Torx® 1/4" Hex	T25	Torx®	1	1/4
Bit, Insert T30 Torx® 1/4" Hex	T30	Torx®	1	1/4
Bit, Insert T40 Torx® 1/4" Hex	T40	Torx®	1	1/4
Bit, Insert #0 Square Recess 1/4" Hex	0	Square	1	1/4
Bit, Insert #1 Square Recess 1/4" Hex	1	Square	1	1/4
Bit, Insert #2 Square Recess 1/4" Hex	2	Square	1	1/4
Bit, Insert #3 Square Recess 1/4" Hex	3	Square	1	1/4
5/64" Socket Head, 1/4" Hex	5/64	Socket	1	1/4
3/32" Socket Head, 1/4" Hex	3/32	Socket	1-1/4	1/4
1/8" Socket Head, 1/4" Hex	1/8	Socket	1-1/4	1/4
5/32" Socket Head, 1/4" Hex	5/32	Socket	1-1/4	1/4
3/16" Socket Head, 1/4" Hex	3/16	Socket	1-1/4	1/4
Bit, Insert 1/8" Clutch, 1/4" Hex	1/8	Clutch	1	1/4
Bit, Insert 5/32" Clutch, 1/4" Hex	5/32	Clutch	1	1/4
Magnetic Bit, Holder	-	-	2-1/4	1/4
Screwdriver, Magnetic Bit, Holder	-	-	7-9/16	1/4

Weight (lbs): 1.07



Torx® is a trademark of Acument Intellectual Properties, LLC



11 PIECE MAGNETIC RATCHETING SCREWDRIVER BIT SET

Product #: J9322

- › Gearless Ratcheting Screwdriver provides smooth operation, infinite ratcheting angle.
- › Convenient bit storage in handle.



Contents	Description	Size	Tips	Overall Length (in)	Drive Size (in)
J60002	Bit, Insert #1 Phillips 1/4" Hex	#1	Phillips	1	1/4
J60008	Bit, Insert #2 Phillips 1/4" Hex	#2	Phillips	1	1/4
J60202	Bit, Insert 3/16" Slotted 1/4" Hex	3/16"	Slotted	1	1/4
J60206	Bit, Insert 5/16" Slotted 1/4" Hex	5/32"	Slotted	1	1/4
-	Nut Setters Magnetic	3/16"	-	1-1/2	1/4
-	Nut Setters Magnetic	1/4"	-	1-1/2	1/4
-	Nut Setters Magnetic	9/32"	-	1-1/2	1/4
-	Nut Setters Magnetic	5/16"	-	1-1/2	1/4
-	Nut Setters Magnetic	11/32"	-	1-1/2	1/4
-	Nut Setters Magnetic	7/16"	-	1-1/2	1/4
-	Screwdriver, Magnetic Ratcheting	-	-	8-3/4	1/4

Weight (lbs): 0.76



5 PIECE MAGNETIC RATCHETING SCREWDRIVER BIT SET

Product #: J9320

- › Gearless Ratcheting Screwdriver provides smooth operation, infinite ratcheting angle.
- › Convenient bit storage in handle.



Contents	Description	Tip Size	Tips	Overall Length (in)	Drive Size (in)
J60002	Bit, Insert #1 Phillips 1/4" Hex	#1	Phillips	1	1/4
J60008	Bit, Insert #2 Phillips 1/4" Hex	#2	Phillips	1	1/4
J60202	Bit, Insert 3/16" Slotted 1/4" Hex	3/16"	Slotted	1	1/4
J60206	Bit, Insert 5/16" Slotted 1/4" Hex	5/32"	Slotted	1	1/4
-	Screwdriver, Magnetic Ratcheting	-	-	8-3/4	1/4

Weight (lbs): 0.50



MAGNETIC BIT SCREWDRIVERS

- › Extra-long handle allows greater access to confined, restricted areas.
- › Convenient bit storage in handle.

Product #	Shank Type	Overall Length (in)	Weight (lbs)
J9300MS	1/4" Hex	7-9/16	0.15



MAGNETIC BIT HOLDERS

- › Magnetic to hold the bit in place.

Product #	Drive Size (in)	Overall Length (in)	Weight (lbs)
J61222	1/4	2-1/4	0.07
J61234	1/4	2-11/32	0.05
J61223	1/4	2-31/32	0.08
J61236	1/4	3	0.06
J61238	1/4	3	0.10
J61224	1/4	4	0.12
J61226	1/4	6	0.20



MAGNETIZER/DEMAGNETIZER

- › Use for screwdrivers.

Product #	Weight (lbs)
J9888	0.14





38 PIECE INSERT/POWER BIT SET

Product #: **J61906**

Not for use on impact applications.

- ▶ Magnetic base provides tool organization as well as portability.
- ▶ Strong magnetic bond allows for superior holding strength.
- ▶ Holder allows bits to remain organized in a tool box drawer as well as on any metal surface.
- ▶ Mixed assortment of standard, slotted, Phillips, and Torx® Tips and clutches to help in a variety of tasks.



POWER BIT SETS

Description	Tip Size	Tips	Overall Length (in)	Drive Size
Bit, Insert #0 Phillips 1/4" Hex	0	Phillips	1	1/4
Bit, Insert #1 Phillips 1/4" Hex	1	Phillips	1	1/4
Bit, Insert #2 Phillips 1/4" Hex	2	Phillips	1	1/4
Bit, Insert #3 Phillips 1/4" Hex	3	Phillips	1	1/4
Bit, Insert #2 Phillips 1/4" Hex (Reduced Dia.)	2	Phillips	1	1/4
Bit, Insert #1 PZ 1/4" Hex	1	Pozidriv®	1	1/4
Bit, Insert #2 PZ 1/4" Hex	2	Pozidriv®	1	1/4
Bit, Insert Slotted 1/4" Hex	4F-5R	Slotted	1	1/4
Bit, Insert Slotted 1/4" Hex	6F-8R	Slotted	1	1/4
Bit, Insert Slotted 1/4" Hex	8F-10R	Slotted	1	1/4
Bit, Insert Slotted 1/4" Hex	10F-12R	Slotted	1	1/4
Bit, Insert Slotted 1/4" Hex	12F-14R	Slotted	1/2	1/4
Bit, Insert Slotted 1/4" Hex	14F-16R	Slotted	1/2	1/4
Bit, Insert T6 Torx® 1/4" Hex	T6	Torx®	1	1/4
Bit, Insert T7 Torx® 1/4" Hex	T7	Torx®	1	1/4
Bit, Insert T8 Torx® 1/4" Hex	T8	Torx®	1	1/4
Bit, Insert T9 Torx® 1/4" Hex	T9	Torx®	1	1/4
Bit, Insert T10 Torx® 1/4" Hex	T10	Torx®	1	1/4
Bit, Insert T15 Torx® 1/4" Hex	T15	Torx®	1	1/4
Bit, Insert T20 Torx® 1/4" Hex	T20	Torx®	1	1/4
Bit, Insert T25 Torx® 1/4" Hex	T25	Torx®	1	1/4
Bit, Insert T30 Torx® 1/4" Hex	T30	Torx®	1	1/4
Bit, Insert T40 Torx® 1/4" Hex	T40	Torx®	1	1/4
3/32" Socket Head, 1/4" Hex	3/32	Socket	1-1/4	1/4
7/64" Socket Head, 1/4" Hex	7/64	Socket	1-1/4	1/4
1/8" Socket Head, 1/4" Hex	1/8	Socket	1-1/4	1/4
9/64" Socket Head, 1/4" Hex	9/64	Socket	1-1/4	1/4
5/32" Socket Head, 1/4" Hex	5/32	Socket	1-1/4	1/4
3/16" Socket Head, 1/4" Hex	3/16	Socket	1-1/4	1/4
Bit, Insert #0 Square Recess 1/4" Hex	0	Square	1	1/4
Bit, Insert #1 Square Recess 1/4" Hex	1	Square	1	1/4
Bit, Insert #2 Square Recess 1/4" Hex	2	Square	1	1/4
Bit, Insert #3 Square Recess 1/4" Hex	3	Square	1	1/4
Bit, Insert 1/8" Clutch, 1/4" Hex	1/8	Clutch	1	1/4
Bit, Insert 5/32" Clutch, 1/4" Hex	5/32	Clutch	1	1/4
Bit, Insert 3/16" Clutch, 1/4" Hex	3/16	Clutch	1	1/4
Bit, Holder Magnetic 1/4" Hex			2-1/4	1/4
Bit, Holder Power 1/4" Dr 1/4" Hex			1	1/4

Weight (lbs): 1.21



91 PIECE MULTI-BIT SET

Product #: **J61390**

- › Packaged in blow-molded case for easy storage and organization.
- › 1/4" Hex Ratcheting Magnetic Bit Driver:
 - › Magnetic driver keeps bits securely in place while holding fasteners to bit.
 - › Forward-lock-reverse switch mechanism.
 - › Four-sided ergonomic design handle with bi-material non-slip grip.
 - › Knurled shaft for ease-of-use when trying to spin shaft by hand.
- › 1/4" Hex Magnetic T-Handle Bit Driver:
 - › Magnetic drive end holds bit securely in place while holding fasteners to bit.
 - › Dual drive ends for optimal accessibility.



Torx® is a trademark of Acument Intellectual Properties, LLC



Contents	Description
J9323	1/4" Hex Ratcheting Magnetic Bit Driver
J9324	1/4" Hex Magnetic T-Handle Bit Driver

Description	Tip Size (in)	Tips
Tamper Hex Bit 5/64" - 1"	5/64	Tamper Hex
Tamper Hex Bit 3/32" - 1"	3/32	Tamper Hex
Tamper Hex Bit 7/64" - 1"	7/64	Tamper Hex
Tamper Hex Bit 1/8" - 1"	1/8	Tamper Hex
Tamper Hex Bit 9/64" - 1"	9/64	Tamper Hex
Tamper Hex Bit 5/32" - 1"	5/32	Tamper Hex
Tamper Hex Bit 3/16" - 1"	3/16	Tamper Hex
Tamper Hex Bit 7/32" - 1"	7/32	Tamper Hex
Tamper Hex Bit 1/4" - 1"	1/4	Tamper Hex
Tamper Hex Bit 9/32" - 1"	9/32	Tamper Hex
Tamper Hex Bit 5/16" - 1"	5/16	Tamper Hex
Tamper Hex Bit 3/8" - 1"	3/8	Tamper Hex
Tamper Hex Bit 2" - 1"	2	Tamper Hex
Tamper Hex Bit 2.5" - 1"	2.5	Tamper Hex
Tamper Hex Bit 3" - 1"	3	Tamper Hex
Tamper Hex Bit 4" - 1"	4	Tamper Hex
Tamper Hex Bit 5" - 1"	5	Tamper Hex
Tamper Hex Bit 6" - 1"	6	Tamper Hex
Tamper Torx® Bit 6" - 1"	6	Tamper Torx®
Tamper Torx® Bit 7" - 1"	7	Tamper Torx®
Tamper Torx® Bit 8" - 1"	8	Tamper Torx®
Tamper Torx® Bit 9" - 1"	9	Tamper Torx®
Tamper Torx® Bit 10" - 1"	10	Tamper Torx®
Tamper Torx® Bit 15" - 1"	15	Tamper Torx®
Tamper Torx® Bit 20" - 1"	20	Tamper Torx®
Tamper Torx® Bit 25" - 1"	25	Tamper Torx®
Tamper Torx® Bit 27" - 1"	27	Tamper Torx®
Tamper Torx® Bit 30" - 1"	30	Tamper Torx®
Tamper Torx® Bit 40" - 1"	40	Tamper Torx®
Torx® Bit 6" - 1"	6	Torx®
Torx® Bit 7" - 1"	7	Torx®
Torx® Bit 8" - 1"	8	Torx®
Torx® Bit 10" - 1"	10	Torx®
Torx® Bit 15" - 1"	15	Torx®
Torx® Bit 20" - 1"	20	Torx®
Torx® Bit 25" - 1"	25	Torx®
Torx® Bit 27" - 1"	27	Torx®
Torx® Bit 30" - 1"	30	Torx®
Torx® Bit 40" - 1"	40	Torx®
Torx® Bit 45" - 1"	45	Torx®
Torx® Bit 50" - 1"	50	Torx®

Description	Tip Size (in)	Tips
Square Bit 0" - 1"	0	Square
Square Bit 1" - 1"	1	Square
Square Bit 2" - 1"	2	Square
Square Bit 3" - 1"	3	Square
Ball End Hex Bit 1/8" - 1"	1/8	Ball End Hex
Ball End Hex Bit 5/32" - 1"	5/32	Ball End Hex
Ball End Hex Bit 3/16" - 1"	3/16	Ball End Hex
Ball End Hex Bit 7/32" - 1"	7/32	Ball End Hex
Ball End Hex Bit 1/4" - 1"	1/4	Ball End Hex
Ball End Hex Bit 2.5" - 1"	2.5	Ball End Hex
Ball End Hex Bit 3" - 1"	3	Ball End Hex
Ball End Hex Bit 4" - 1"	4	Ball End Hex
Ball End Hex Bit 5" - 1"	5	Ball End Hex
Ball End Hex Bit 5.5" - 1"	5.5	Ball End Hex
Ball End Hex Bit 6" - 1"	6	Ball End Hex
Phillips Bit 0" - 1"	0	Phillips
Phillips Bit 1" - 1"	1	Phillips
Phillips Bit 2" - 1"	2	Phillips
Phillips Bit 3" - 1"	3	Phillips
Phillips Bit 4" - 1"	4	Phillips
Slotted Bit 1/8" - 1"	1/8	Slotted
Slotted Bit 5/32" - 1"	5/32	Slotted
Slotted Bit 3/16" - 1"	3/16	Slotted
Slotted Bit 7/32" - 1"	7/32	Slotted
Slotted Bit 1/4" - 1"	1/4	Slotted
Slotted Bit 9/32" - 1"	9/32	Slotted
Tri-Wing Bit 1" - 1"	1	Tri-Wing
Tri-Wing Bit 2" - 1"	2	Tri-Wing
Tri-Wing Bit 3" - 1"	3	Tri-Wing
Tri-Wing Bit 4" - 1"	4	Tri-Wing
Spanner Bit 4" - 1"	4	Spanner
Spanner Bit 6" - 1"	6	Spanner
Spanner Bit 8" - 1"	8	Spanner
Spanner Bit 10" - 1"	10	Spanner
Spline Bit M5" - 1"	M5	Spline
Spline Bit M6" - 1"	M6	Spline
Spline Bit M8" - 1"	M8	Spline
Torq-Set Bit 6" - 1"	6	Torq-Set
Torq-Set Bit 8" - 1"	8	Torq-Set
Torq-Set Bit 10" - 1"	10	Torq-Set
Clutch Bit 5/32" - 1"	5/32	Clutch
Clutch Bit 3/16" - 1"	3/16	Clutch
Clutch Bit 1/4" - 1"	1/4	Clutch
Bit Adapter Bit 1/4" - 1"	1/4	Bit Adapter
Bit Adapter Bit 1/4" - 2"	1/4	Bit Adapter
Quick-Change Chuck Bit 1/4" - 2-1/2"	1/4	Quick-Change Chuck
Wing Nut Bit Wing Nut" - 1-1/4"	Wing Nut	Wing Nut
Bit Coupler Bit 1/4" - 1"	1/4	Bit Coupler

Weight (lbs): 3.04



10 PIECE INSERT BIT SET WITH STORAGE BOX

Product #: **J61901**

- › Popular bits in compact storage box which doubles as a screwdriver handle.
- › Bits are power tool rated and can be used with Cordless and Electric Drills.



Contents	Description	Tip Size	Tips	Overall Length (in)	Drive Size (in)	Hex Size (in)
J60002	Bit, Insert # 1 Phillips 1/4" Hex	#1	Phillips	1	1/4	1/4
J60008	Bit, Insert # 2 Phillips 1/4" Hex	#2	Phillips	1	1/4	1/4
J60020	Bit, Insert # 3 Phillips 1/4" Hex	#3	Phillips	1	1/4	1/4
J60202	Bit, Insert 3/16" Slotted 1/4" Hex	3/16	Keystone Slotted	1	1/4	1/4
J60206	Bit, Insert 5/32" Slotted 1/4" Hex	5/32	Keystone Slotted	1	1/4	1/4
J60216	Bit, Insert 7/32" Slotted 1/4" Hex	7/32	Keystone Slotted	1	1/4	1/4
J60508	Bit, Insert T10 Torx® 1/4" Hex	T10	Torx®	1	1/4	1/4
J60510	Bit, Insert T15 Torx® 1/4" Hex	T15	Torx®	1	1/4	1/4
J60808	Bit, Hex 1/4" Socket Head 1/8"	1/8	Socket	1-1/4	1/4	1/8
J61223	Bit, Holder Magnetic 1/4" Hex			2-31/32	1/4	1/4

Weight (lbs): 0.39



1/4" & 3/8" DRIVE 11 PIECE TORX® BIT SET

Product #: **J5239P**

- › Not for use on impact applications.
- › T10 to T50, 2 Bit Holders, with Pouch.
- › 1/4" and 3/8" drive, 1/4" and 5/16" hex.



Contents	Description	Tip Size	Overall Length (in)	Drive Size (in)	Hex Size (in)
J60508	Bit, Insert T10 Torx® 1/4" Hex	T10	1	1/4	1/4
J60510	Bit, Insert T15 Torx® 1/4" Hex	T15	1	1/4	1/4
J60512	Bit, Insert T20 Torx® 1/4" Hex	T20	1	1/4	1/4
J60514	Bit, Insert T25 Torx® 1/4" Hex	T25	1	1/4	1/4
J60516	Bit, Insert T27 Torx® 1/4" Hex	T27	1	1/4	1/4
J60518	Bit, Insert T30 Torx® 1/4" Hex	T30	1	1/4	1/4
J60562	Bit, Insert T40 Torx® 5/16" Hex	T40	1	5/16	5/16
J60564	Bit, Insert T45 Torx® 5/16" Hex	T45	1	5/16	5/16
J60566	Bit, Insert T50 Torx® 5/16" Hex	T50	1	5/16	5/16
J6930	Bit Holder 3/8" DR 5/16" Hex		1-5/16	1/4	1/4
J6931	Bit Holder 3/8" DR 1/4" Hex		1-3/4	1/4	5/16
J25TR50C	Tool Roll, 1 Pocket		6-1/3		

Weight (lbs): 0.36



Torx® is a trademark of Acument Intellectual Properties, LLC



3/8" DRIVE 7 PIECE TORX® BIT SOCKET SET

Product #: **J4739P**

- › Not for use on impact applications.



Contents	Description	Tip Size	Overall Length (in)	Drive Size (in)	Hex Size (in)
J60508	Bit, Insert T10 Torx® 1/4" Hex	T10	1	1/4	1/4
J60510	Bit, Insert T15 Torx® 1/4" Hex	T15	1	1/4	1/4
J60512	Bit, Insert T20 Torx® 1/4" Hex	T20	1	1/4	1/4
J60514	Bit, Insert T25 Torx® 1/4" Hex	T25	1	1/4	1/4
J60516	Bit, Insert T27 Torx® 1/4" Hex	T27	1	1/4	1/4
J60518	Bit, Insert T30 Torx® 1/4" Hex	T30	1	1/4	1/4
J6931	Bit Holder 3/8" DR 1/4" Hex		1-3/4	3/8	1/4
J25TR50C	Tool Roll, 1 Pocket		6-1/3		

Weight (lbs): 0.19



PHILLIPS INSERT BITS

- › Not for use on impact applications.



Product #	Tips	Tip Size	Drive Size (in)	Overall Length (in)	Weight (lbs)
J60002	Phillips	#1	1/4	1	0.01
J60008	Phillips	#2	1/4	1	0.01
J60020	Phillips	#3	1/4	1	0.01
J60050	Phillips	#1	5/16	1-1/4	0.02
J60052	Phillips	#2	5/16	1-1/4	0.02
J60054	Phillips	#3	5/16	1-1/4	0.03



PHILLIPS ACR® INSERT BITS

- › Not for use on impact applications.



Product #	Tips	Tip Size	Drive Size (in)	Overall Length (in)	Weight (lbs)
J60004	Phillips ACR®	#1	1/4	1	0.01
J60010	Phillips ACR®	#2	1/4	1	0.01
J60022	Phillips ACR®	#3	1/4	1	0.01



PHILLIPS POWER TOOL INSERT BITS

› Not for use on impact applications.



Product #	Tips	Tip Size	Drive Size (in)	Overall Length (in)	Weight (lbs)
J60100	Phillips	#1	1/4	1-15/16	0.02
J60102	Phillips	#2	1/4	1-15/16	0.02
J60014	Phillips	#2	1/4	1-1/2	0.02
J60116	Phillips	#2	1/4	2-51/64	0.03
J60018	Phillips	#2	1/4	3-45/64	0.03



SLOTTED INSERT BITS

› Not for use on impact applications.



Product #	Tips	Tip Size (in)	Drive Size (in)	Overall Length (in)	Weight (lbs)
J60200	Keystone Slotted	5/32	1/4	1	0.01
J60202	Keystone Slotted	3/16	1/4	1	0.01
J60204	Keystone Slotted	7/32	1/4	1	0.01
J60206	Keystone Slotted	5/32	1/4	1	0.01
J60208	Keystone Slotted	9/32	1/4	1	0.01
J60256	Keystone Slotted	3/8	5/16	1-1/2	0.03
J60262	Keystone Slotted	3/8	5/16	1-1/2	0.03



TORX® INSERT BITS

› Not for use on impact applications.



Product #	Tips	Tip Size	Drive Size (in)	Overall Length (in)	Weight (lbs)
J60500	Torx®	T6	1/4	1	0.01
J60502	Torx®	T7	1/4	1	0.01
J60504	Torx®	T8	1/4	1	0.01
J60506	Torx®	T9	1/4	1	0.01
J60508	Torx®	T10	1/4	1	0.01
J60510	Torx®	T15	1/4	1	0.01
J60512	Torx®	T20	1/4	1	0.01
J60514	Torx®	T25	1/4	1	0.01
J60516	Torx®	T27	1/4	1	0.01
J60518	Torx®	T30	1/4	1	0.01
J60520	Torx®	T40	1/4	1	0.02
J60560	Torx®	T30	5/16	1-1/2	0.02
J60562	Torx®	T40	5/16	1	0.02
J60564	Torx®	T45	5/16	1	0.03
J60566	Torx®	T50	5/16	1	0.03
J60568	Torx®	T55	5/16	1-19/64	0.04



Torx® is a trademark of Acument Intellectual Properties, LLC



TORX® POWER TOOL INSERT BIT

› Not for use on impact applications.



Product #	Tips	Tip Size	Drive Size (in)	Overall Length (in)	Weight (lbs)
J60666	Torx®	T10	1/4	6	0.04



INSERT BITS


TORX® TAMPER-PROOF INSERT BITS



› Not for use on impact applications.



Product #	Tips	Tip Size	Drive Size (in)	Overall Length (in)	Weight (lbs)
J60530	Tamper Torx®	T10H	1/4	1	0.01
J60532	Tamper Torx®	T15H	1/4	1	0.01
J60534	Tamper Torx®	T20H	1/4	1	0.01
J60536	Tamper Torx®	T25H	1/4	1	0.01
J60538	Tamper Torx®	T27H	1/4	1	0.01
J60540	Tamper Torx®	T30H	1/4	1	0.01
J60542	Tamper Torx®	T40H	1/4	1	0.01




SQUARE INSERT BITS

› Not for use on impact applications.



Product #	Tips	Tip Size	Drive Size (in)	Overall Length (in)	Weight (lbs)
J61002	Square	#1	1/4	1	0.01
J61004	Square	#2	1/4	1	0.01
J61006	Square	#3	1/4	1	0.01



BIT HOLDERS

- › Not for use on impact applications.

Product #	Drive Size (in)	Overall Length (in)	Weight (lbs)
J61200	1/4	2-1/4	0.04
J61204	1/4	4	0.12



LOCKING ADAPTER (MALE TO MALE)

Product #: **J4759BL**

Product #	Output Drive Size (in)	Overall Length (in)	Weight (lbs)
J4759BL	1/4	2-1/2	0.07



POWER BIT HOLDERS

- › Not for use on impact applications.

Product #	Input Drive Size (in)	Insert Hex Size (in)	Overall Length (in)	Weight (lbs)
J6925	1/4	1/4	1	0.04
J6930	3/8	1/4	1-5/16	0.07
J6931	3/8	5/16	1-3/4	0.07
J6935	1/2	5/16	1-1/2	0.11



SQUARE EXTENSIONS

- › Made of forged steel.
- › Size stamped on tool for easy identification.
- › Ball detent.

Product #	Tips	Input Hex Size (in)	Output Male Square (in)	Style	Overall Length (in)	Weight (lbs)
J61302	Square	1/4	1/4	Pin	2	0.04
J61303	Square	1/4	1/4	Pin	3	0.05
J61304	Square	1/4	1/4	Pin	4	0.08
J61306	Square	1/4	1/4	Pin	6	0.12
J61352	Square	1/4	1/4	Ball	2	0.04
J61402	Square	1/4	3/8	Pin	2	0.05
J61404	Square	1/4	3/8	Pin	4	0.13
J61406	Square	1/4	3/8	Pin	6	0.13
J61502	Square	7/16	3/8	Ball	2	0.05



EXTENSIONS - 7/16" HEX SHANK

- › Made of forged steel.
- › Size stamped on tool for easy identification.
- › Not for use on impact applications.

Product #	Tips	Input Hex Size (in)	Output Male Square (in)	Overall Length (in)	Weight (lbs)
J7111	Square	7/16	3/8	2-3/4	0.14
J7121	Square	7/16	1/2	2-3/4	0.17





SLOTTED MAGNETIC SCREW STARTERS

- › Pocket clip.

Product #	Overall Length (in)	Weight (lbs)
J9851	2-5/8	0.02
J9853	5-5/8	0.04
J9855	9-5/8	0.09



PHILLIPS MAGNETIC SCREW STARTERS

- › Pocket clip.

Product #	Overall Length (in)	Weight (lbs)
J9882	2-3/4	0.02
J9884	5-3/4	0.05
J9886	9-3/4	0.06



COMBINATION SCREW STARTERS

- › Pocket clip.

Product #	Overall Length (in)	Weight (lbs)
J9866	6-1/4	0.04



18 PIECE HEX KEY SET

Product #: **J4986**

- ▶ Metal storage box included.

Contents	INCH	Long Arm Length (in)	Short Arm Length (in)
J46101	1/32	1-1/4	1/8
J46102	1/32	1-1/4	3/16
J46103	3/64	1-11/16	1/2
J46104	1/16	1-3/4	9/16
J46105	5/64	1-7/8	5/8
J46106	3/32	2	11/16
J46107	7/64	2-1/8	23/32
J46108	1/8	2-1/4	3/4
J46109	9/64	2-3/8	13/16
J46110	5/32	2-1/2	27/32
J46112	3/16	2-3/4	15/16
J46114	7/32	3	1
J46116	1/4	3-1/4	1-1/8
J46120	5/16	3-3/4	1-1/4
J46124	3/8	4-1/4	1-3/8
J46132	1/2	5-1/4	1-5/8
J46136	9/16	5-3/4	1-3/4
J46140	5/8	6-1/4	1-7/8

Weight (lbs): 3.36

ASME B18.3



13 PIECE HEX KEY SET

Product #: **J4980**

- ▶ Molded plastic holder included.

Contents	INCH	Long Arm Length (in)	Short Arm Length (in)
J46103	3/64	1-11/16	1/2
J46104	1/16	1-3/4	9/16
J46105	5/64	1-7/8	5/8
J46106	3/32	2	11/16
J46107	7/64	2-1/8	23/32
J46108	1/8	2-1/4	3/4
J46109	9/64	2-3/8	13/16
J46110	5/32	2-1/2	27/32
J46112	3/16	2-3/4	15/16
J46114	7/32	3	1
J46116	1/4	3-1/4	1-1/8
J46120	5/16	3-3/4	1-1/4
J46124	3/8	4-1/4	1-3/8

Weight (lbs): 0.60

ASME B18.3





7 PIECE HEX KEY SET

Product #: **J4982**

- ▶ Molded plastic holder included.

Contents	INCH	Long Arm Length (in)	Short Arm Length (in)
J46105	5/64	1-7/8	5/8
J46106	3/32	2	11/16
J46108	1/8	2-1/4	3/4
J46110	5/32	2-1/2	27/32
J46112	3/16	2-3/4	15/16
J46114	7/32	3	1
J46116	1/4	3-1/4	1-1/8

Weight (lbs): 1.20

ASME B18.3 



HEX KEY SETS

13 PIECE ROUND HEAD HEX KEY SET

Product #: **J4995**

- ▶ Ball end can tighten or loosen screws at angles up to 25°.
- ▶ Molded plastic holder included.

INCH	Long Arm Length (in)	Short Arm Length (in)
3/64	2-55/64	33/64
1/16	3-1/64	9/16
5/64	3-3/16	39/64
3/32	3-3/8	21/32
7/64	3-19/32	45/64
1/8	3-3/4	3/4
9/64	3-63/64	13/16
5/32	4-7/32	53/64
3/16	4-1/2	61/64
7/32	4-29/32	1-1/32
1/4	5-33/64	1-3/32
5/16	6-1/32	1-1/4
3/8	6-23/32	1-25/64

Weight (lbs): 0.82

ASME B18.3 




9 PIECE ROUND HEAD HEX KEY SET - METRIC

Product #: **J4996**

- ▶ Ball end can tighten or loosen screws at angles up to 25°.
- ▶ Molded plastic holder included.

MM	Long Arm Length (in)	Short Arm Length (in)
1.5	3-3/64	1/2
2	3-1/4	39/64
2.5	3-1/2	45/64
3	3-7/8	47/64
4	4-11/32	55/64
5	4-45/64	1-1/16
6	5-7/16	1-7/32
8	6-1/64	1-3/8
10	6-11/16	1-17/32

Weight (lbs): 1.70

ASME B18.3 



14 PIECE LONG HEX KEY SET

Product #: **J4987**

- ▶ Metal storage box included.

Contents	INCH	Long Arm Length (in)	Short Arm Length (in)
J46203	3/64	2-7/8	1/2
J46204	1/16	3	9/16
J46205	5/64	3-3/16	5/8
J46206	3/32	3-3/8	11/16
J46207	7/64	3-9/16	23/32
J46208	1/8	3-3/4	3/4
J46209	9/64	3-15/16	13/16
J46210	5/32	4-1/8	27/32
J46212	3/16	4-1/2	15/16
J46214	7/32	4-7/8	1
J46216	1/4	5-1/4	1-1/8
J46220	5/16	6	1-1/4
J46224	3/8	6-3/4	1-3/8
J46232	1/2	8-1/4	1-5/8

Weight (lbs): 2.28

ASME B18.3 





15 PIECE HEX KEY SET - METRIC

Product #: **J4988M**

- › Metal storage box included.

Contents	MM	Long Arm Length (in)	Short Arm Length (in)
J46300	0.7	1-7/32	15/64
J46302	0.9	1-7/32	23/64
J46304	1.3	1-39/64	33/64
J46306	1.5	1-47/64	33/64
J46308	2	1-59/64	5/8
J46310	2.5	2-11/64	45/64
J46312	3	2-7/16	3/4
J46314	4	2-43/64	15/16
J46316	5	3-5/64	1-1/16
J46318	6	3-15/32	1-7/32
J46320	8	3-55/64	1-3/8
J46322	10	4-19/64	1-17/32
J46324	12	4-51/64	1-47/64
J46326	14	5-23/64	2-11/64
J46328	17	6-9/64	2-13/32

Weight (lbs): 3.40

ASME B18.3.2M 



HEX KEY SETS

9 PIECE HEX KEY SET - METRIC

Product #: **J4984**

- › Molded plastic holder included.

Contents	MM	Long Arm Length (in)	Short Arm Length (in)
J46306	1.5	1-47/64	33/64
J46308	2	1-59/64	5/8
J46310	2.5	2-11/64	45/64
J46312	3	2-7/16	3/4
J46314	4	2-43/64	15/16
J46316	5	3-5/64	1-1/16
J46318	6	3-15/32	1-7/32
J46320	8	3-55/64	1-3/8
J46322	10	4-19/64	1-17/32

Weight (lbs): 0.54

ASME B18.3.2M 




7 PIECE HEX KEY SET - METRIC

Product #: **J4985**

- › Molded plastic holder.
- › Hex size ranges from 1.5 mm to 6 mm.

Contents	MM	Long Arm Length (in)	Short Arm Length (in)
J46306	1.5	1-47/64	33/64
J46308	2	1-59/64	5/8
J46310	2.5	2-11/64	45/64
J46312	3	2-7/16	3/4
J46314	4	2-43/64	15/16
J46316	5	3-5/64	1-1/16
J46318	6	3-15/32	1-7/32

Weight (lbs): 0.16

ASME B18.3.2M 



10 PIECE TORX® KEY SET

Product #: **J4961**

- › Torx® Size: T10, T15, T20, T25, T27, T30, T40, T45, T50, T55, and Plastic Pouch.

Torx® Size	Long Arm Length (in)	Short Arm Length (in)
T10	2-9/32	27/32
T15	2-15/32	57/64
T20	2-23/32	15/16
T25	3-1/64	1-1/64
T27	3-3/8	1-9/64
T30	3-3/4	1-13/64
T40	4-1/8	1-21/64
T45	4-9/64	1-31/64
T50	4-3/16	1-35/64
T55	4-9/64	1-23/32
Plastic Pouch		

Weight (lbs): 0.76



Torx® is a trademark of Acument Intellectual Properties, LLC




17 PIECE T-HANDLE HEX KEY SET

Product #: J4970S

- › T-handle design for greater torque.
- › Cushion grip handle provides added comfort.
- › Hex size printed on handle for easy size identification.

Contents	INCH	Handle Length (in)	Length (in)
J46405	5/64	3	6
J46406	3/32	3	6
J46407	7/64	3	6
J46408	1/8	3	6
J46409	9/64	3	6
J46410	5/32	3	6
J46412	3/16	4	6
J46414	7/32	4	6
J46416	1/4	4	6
J46420	5/16	6	6
J46424	3/8	6	6



Contents	MM	Handle Length (in)	Length (in)
J46508	2	3	6
J46510	2.5	3	6
J46512	3	3	6
J46514	4	3	6
J46516	5	4	6
J46518	6	4	6

Weight (lbs): 4.66



11 PIECE T-HANDLE HEX KEY SET

Product #: J4968

- › T-handle design for greater torque.
- › Cushion grip handle provides added comfort.
- › Hex size printed on handle for easy size identification.

Contents	INCH	Handle Length (in)	Length (in)
J46405	5/64	3	6
J46406	3/32	3	6
J46407	7/64	3	6
J46408	1/8	3	6
J46409	9/64	3	6
J46410	5/32	3	6
J46412	3/16	4	6
J46414	7/32	4	6
J46416	1/4	4	6
J46420	5/16	6	6
J46424	3/8	6	6

Weight (lbs): 3.98



6 PIECE METRIC T-HANDLE HEX KEY SET

Product #: J4969

- › T-handle design for greater torque.
- › Cushion grip handle provides added comfort.
- › Hex size printed on handle for easy size identification.

Contents	MM	Handle Length (in)	Length (in)
J46508	2	3	6
J46510	2.5	3	6
J46512	3	3	6
J46514	4	3	6
J46516	5	4	6
J46518	6	4	6

Weight (lbs): 1.00



9 PIECE FOLDING HEX KEY SET

Product #: **J4993CG**

INCH	Set Screws	Fits Cap Screws 1960 Series	Cap Screws 1936 Series
5/64	#8	#2, #3	#3, #4
3/32	#10, #12	#4, #5	#5, #6
7/64	–	#6	–
1/8	1/4"	–	#8
9/64	–	#8	–
5/32	5/16"	#10	#10
3/16	3/8"	1/4"	1/4"
7/32	7/16"	–	5/16"
1/4	1/2", 9/16"	5/16"	–

Weight (lbs): 0.47

ASME B18.3 

- › 4" long case.
- › Black oxide bits are 1" to 2" long.



9 PIECE FOLDING HEX KEY SET

Product #: **J4992CG**

INCH	Set Screws	Fits Cap Screws 1960 Series	Cap Screws 1936 Series
3/64	#3, #4	#0	#0, #1
1/16	#5, #6	#1	#2
5/64	#8	#2, #3	#3, #4
3/32	#10, #12	#4, #5	#5, #6
7/64	–	#6	–
1/8	1/4"	–	#8
9/64	–	#8	–
5/32	5/16"	#10	#10
3/16	3/8"	1/4"	1/4"

Weight (lbs): 0.18

ASME B18.3 

- › Case is 3" long.
- › Black oxide bits are 1-21/64" to 2" long.



6 PIECE FOLDING HEX KEY SET

Product #: **J4996CG**

INCH	Set Screws	Fits Cap Screws 1960 Series	Cap Screws 1936 Series
5/32	5/16"	#10	#10
3/16	3/8"	1/4"	1/4"
7/32	7/16"	–	5/16"
1/4	1/2, 9/16"	5/16"	–
5/16	5/8"	3/8"	3/8, 7/16"
3/8	3/4"	7/16, 1/2"	1/2, 9/16"

Weight (lbs): 0.24



- › Case is 5-1/2" long.



Torx® is a trademark of Acument Intellectual Properties, LLC



7 PIECE METRIC LONG FOLDING HEX KEY SET

Product #: **J4974CG**

- › 3" long case.

MM	Length (in)
1.5	3
2	3
2.5	3
3	3
4	3
5	3
6	3

Weight (lbs): 0.31

ASME B18.3.2M 




6 PIECE METRIC LONG FOLDING HEX KEY SET

Product #: **J4973CG**

- › Case is 6" long.
- › Black oxide bits are 2-3/16" to 3-7/8 long.

MM	Length (in)
3	3
4	3
5	3
6	3
8	3
10	3

Weight (lbs): 0.84

ASME B18.3.2M 



8 PIECE TORX® FOLDING KEY SET

Product #: **J4979TXCG**

Torx® Size	Length (in)
T8	3
T10	3
T15	3
T20	3
T25	3
T27	3
T30	3
T40	3

Weight (lbs): 0.45



STANDARD HEX KEYS

- › Heat-treated for durability.
- › Rust resistant black oxide finish.



Product #	INCH	MM	Long Arm Length (in)	Short Arm Length (in)	Weight (lbs)
J46101	1/32	–	1-1/4	1/8	0.01
J46102	1/32	–	1-1/4	3/16	0.01
J46103	3/64	–	1-11/16	1/2	0.01
J46104	1/16	–	1-3/4	9/16	0.01
J46105	5/64	–	1-7/8	5/8	0.01
J46106	3/32	–	2	11/16	0.01
J46107	7/64	–	2-1/8	23/32	0.01
J46108	1/8	–	2-1/4	3/4	0.01
J46109	9/64	–	2-3/8	13/16	0.02
J46110	5/32	–	2-1/2	27/32	0.02
J46112	3/16	–	2-3/4	15/16	0.03
J46114	7/32	–	3	1	0.05
J46116	1/4	–	3-1/4	1-1/8	0.07
J46120	5/16	–	3-3/4	1-1/4	0.1
J46124	3/8	–	4-1/4	1-3/8	0.19
J46128	7/16	–	4-3/4	1-1/2	0.31
J46132	1/2	–	5-1/4	1-5/8	0.31
J46136	9/16	–	5-3/4	1-3/4	0.31
J46140	5/8	–	6-1/4	1-7/8	0.58
J46300	–	0.7	1-7/32	15/64	0.01
J46302	–	0.9	1-7/32	23/64	0.01
J46304	–	1.3	1-39/64	33/64	0.01
J46306	–	1.5	1-47/64	33/64	0.01
J46308	–	2	1-59/64	5/8	0.01
J46310	–	2.5	2-11/64	45/64	0.01
J46312	–	3	2-7/16	3/4	0.01
J46314	–	4	2-43/64	15/16	0.01
J46316	–	5	3-5/64	1-1/16	0.04
J46318	–	6	3-15/32	1-7/32	0.07
J46320	–	8	3-55/64	1-3/8	0.13
J46322	–	10	4-19/64	1-17/32	0.23
J46324	–	12	4-51/64	1-47/64	0.36
J46326	–	14	5-23/64	2-11/64	0.57
J46328	–	17	6-9/64	2-13/32	0.95

ASME B18.3 




LONG HEX KEYS

- › Heat-treated for durability.
- › Rust resistant black oxide finish.



HEX KEYS

Product #	INCH	Long Arm Length (in)	Short Arm Length (in)	Weight (lbs)
J46203	3/64	2-7/8	1/2	0.01
J46204	1/16	3	9/16	0.01
J46205	5/64	3-3/16	5/8	0.01
J46206	3/32	3-3/8	11/16	0.01
J46207	7/64	3-9/16	23/32	0.01
J46208	1/8	3-3/4	3/4	0.02
J46209	9/64	3-15/16	13/16	0.03
J46210	5/32	4-1/8	27/32	0.03
J46212	3/16	4-1/2	15/16	0.05
J46214	7/32	4-7/8	1	0.07
J46216	1/4	5-1/4	1-1/8	0.10
J46220	5/16	6	1-1/4	0.17
J46224	3/8	6-3/4	1-3/8	0.28
J46228	7/16	7-1/2	1-1/2	0.45
J46232	1/2	8-1/4	1-5/8	0.61

ASME B18.3 

ROUND HEAD HEX KEYS

- › Ball end can tighten or loosen screws at angles up to 25°.



Product #	INCH	MM	Long Arm Length (in)	Short Arm Length (in)	Weight (lbs)
J46103B	3/64	-	2-5/16	1/2	0.01
J46104B	1/16	-	3-1/16	9/16	0.01
J46105B	5/64	-	3-1/4	5/8	0.01
J46106B	3/32	-	3-1/2	11/16	0.01
J46107B	7/64	-	3-11/16	23/32	0.01
J46108B	1/8	-	3-7/8	3/4	0.01
J46109B	9/64	-	4-1/8	13/16	0.01
J46110B	5/32	-	4-5/16	27/32	0.02
J46112B	3/16	-	4-11/16	15/16	0.02
J46114B	7/32	-	5-1/8	1	0.03
J46116B	1/4	-	5-1/2	1-1/8	0.05
J46120B	5/16	-	6-1/4	1-1/4	0.07
J46124B	3/8	-	7-1/16	1-3/8	0.1
J46308B	-	2	3-5/16	5/8	0.01
J46310B	-	2.5	3-5/8	45/64	0.01
J46312B	-	3	4-1/64	3/4	0.01
J46314B	-	4	4-31/64	15/16	0.01
J46316B	-	5	5-1/8	1-1/16	0.04
J46318B	-	6	6-9/64	1-7/32	0.07
J46320B	-	8	7-1/64	1-3/8	0.13
J46322B	-	10	7-3/4	1-17/32	0.23



FACOM® INSULATED HEX KEYS



- › Hardened alloy-steel exceeds specified strengths.
- › 2-color warning insulation.
- › Insulated to 1000V AC or 1500 DC.

Product #	MM	Long Arm Length (in)	Short Arm Length (in)	Weight (lbs)
83.3AVSE	3	4-59/64	3-11/32	0.04
83.4AVSE	4	4-59/64	3-11/32	0.07
83.5AVSE	5	4-59/64	3-11/32	0.11
83.6AVSE	6	4-59/64	3-11/32	0.15
83.8AVSE	8	4-59/64	3-11/32	0.24
83.10AVSE	10	4-59/64	3-11/32	0.33
83.12AVSE	12	4-59/64	3-11/32	0.46



T-HANDLE HEX KEYS

- › T-handle design for greater torque.
- › Cushion grip handle provides added comfort.
- › Hex size printed on handle for easy size identification.

Product #	INCH	Handle Length (in)	Length (in)	Weight (lbs)
J46405	5/64	3	6	0.11
J46406	3/32	3	6	0.11
J46407	7/64	3	6	0.11
J46408	1/8	3	6	0.14
J46409	9/64	3	6	0.14
J46410	5/32	3	6	0.32
J46412	3/16	4	6	0.32
J46414	7/32	4	6	0.63
J46416	1/4	4	6	0.82
J46420	5/16	6	6	0.89
J46424	3/8	6	6	0.90



T-HANDLE HEX KEYS - METRIC

- › T-handle design for greater torque.
- › Cushion grip handle provides added comfort.
- › Hex size printed on handle for easy size identification.

Product #	MM	Handle Length (in)	Length (in)	Weight (lbs)
J46508	2	3	6	0.11
J46510	2.5	3	6	0.13
J46512	3	3	6	0.13
J46514	4	3	6	0.14
J46516	5	4	6	0.32
J46518	6	4	6	0.62



CONTENTS

XL SERIES PLIERS666-667
LOCK JOINT PLIERS668
SLIP JOINT PLIERS668
POWER-TRACK® II PLIERS669
ASSORTED PLIERS SETS.670-671
NEEDLE-NOSE PLIERS671-673
CUTTING PLIERS673-676
LINEMAN'S PLIERS676-677
SPECIALTY PLIERS678
MINIATURE PLIERS679
LOCKING PLIERS680-684
LOCKING C-CLAMPS685
SAFETY WIRE TWISTERS686
WIRE STRIPPERS & CUTTERS687
AUTOMOTIVE PLIERS688-689
RETAINING RING PLIERS & SETS690-695
1000V PLIERS696-702
1000V KNIFE.702
1000V HACKSAW702
C-CLAMPS703-704
EYE BOLTS705
SNIPS705-707
MULTI-PURPOSE TOOLS707
KNIVES708




PLIERS GUIDE

SAFETY WIRE PLIERS

Safety wire is a type of positive locking device that prevents fasteners from loosening due to vibration and other forces. The presence of safety wiring also serves to indicate that the fasteners have been properly tightened.

Safety wire is available in a variety of gauges and materials, depending on the application. In aircraft and racing applications, stainless steel wire is used, most commonly in .032" diameter. Typically, the wire is threaded through a hole drilled into a fastener or part, then twisted and anchored to a second fastener or part, then twisted again.



LOCKING PLIERS

Multiple jaws for a wide range of applications.

STRAIGHT

(Pg. 682)



CURVED

(Pg. 682)



LONG NOSE

(Pg. 683)



CHAIN

(Pg. 683)



CLAMPING

(Pg. 685)



WELDING

(Pg. 684)



SLIP-JOINT PLIERS

Adjustable for a variety of general uses.

TONGUE & GROOVE

(Pg. 669)



COMBINATION

(Pg. 668)



THIN NOSE

(Pg. 678)



HOSE CLAMP

(Pg. 678)



INSULATED PLIERS

Insulated to 1000 volts AC and 1500 volts DC.

MULTIGRIP

(Pg. 696)



FLAT NOSE

(Pg. 697)



END CUTTER

(Pg. 701)



BENT NOSE

(Pg. 700)



FIXED-JOINT PLIERS

Flush joint design for specialty jaws.

NEEDLE-NOSE

(Pg. 671)



DUCKBILL

(Pg. 673)



DIAGONAL CUTTING

(Pg. 674)



LINEMAN'S

(Pg. 676)



PROTO® XL PLIERS

- › Combination pliers have shear type cutters.
- › Accurately machined joints assembled with permanent rivet for strength and precision movement.
- › Pliers with teeth on inside joint are milled parallel with pliers halves for perpendicular grab while pulling wire, fish tape, etc.
- › Exclusive Flush Fastener provides better access with increased user adjustability making it 30% narrower.
- › Flush Fastener allows pliers to lay flat in the work place and prevents snagging on tool belts/pouches.
- › Flush Fastener is a nut and bolt assembly and can easily be adjusted by the end user in the field.
- › Jaws are milled with deep self-gripping pipe wrench style teeth for maximum bite.
- › Combination jaws are milled with deep, sharp, lobster claw design that give two gripping areas with each position.
- › Accurately machined undercut tongue and groove points for precision movement and joint strength.


5 PIECE XL GROOVE JOINT PLIERS SET

Product #: **J260XLS**



Contents	Description
J261SGXL	Pliers, XL Series Groove Joint w/ Grip 5"
J262SGXL	Pliers, XL Series Groove Joint w/ Grip 7"
J260SGXL	Pliers, XL Series Groove Joint w/ Grip 10"
J264SGXL	Pliers, XL Series Groove Joint w/ Grip 12"
J265SGXL	Pliers, XL Series Groove Joint w/ Grip 16"

Weight (lbs): 6.15

ASME B107.23-2004 


2 PIECE XL GROOVE JOINT PLIERS SET

Product #: **J262XLS**



Contents	Description
J262SGXL	Pliers, XL Series Groove Joint w/ Grip 7"
J260SGXL	Pliers, XL Series Groove Joint w/ Grip 10"

Weight (lbs): 1.45

ASME B107.23-2004 


3 PIECE XL SLIP-JOINT PLIERS SET

Product #: **J276XLS**



Contents	Description
J276GXL	Pliers, XL Series Combo Slip-Joint w/ Grip 6"
J278GXL	Pliers, XL Series Combo Slip-Joint w/ Grip 8"
J280GXL	Pliers, XL Series Combo Slip-Joint w/ Grip 10"

Weight (lbs): 2.05

ASME B107.23-2004 



3 PIECE XL SERIES SLIP-JOINT NATURAL FINISH PLIERS SET

Product #: **J276XLNFS**

- ▶ Non-gripped versions are complemented with deep, strong, drop forged knurled impressions making it non-slip.
- ▶ The impressions can also be used to file off a burr.



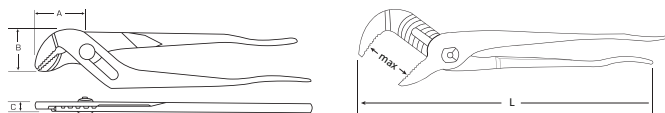
XL SERIES PLIERS

Contents	Description
J2766XL	Pliers, XL Series Combo Slip-Joint 6" (Natural Finish)
J278XL	Pliers, XL Series Combo Slip-Joint 8" (Natural Finish)
J2800XL	Pliers, XL Series Combo Slip-Joint 10" (Natural Finish)

Weight (lbs): 1.95

ASME B107.23-2004

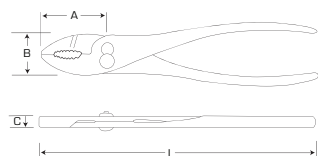
XL SERIES FLUSH FASTENER GROOVE JOINT PLIERS



Product #	Overall Length (in) (L)	Max. Opening (in)	Jaw Length (in) (A)	Jaw Width (in) (B)	Jaw Thickness (in) (C)	Weight (lbs)
J261SGXL	5	35/64	31/32	3/4	15/64	0.15
J262SGXL	7	1-3/32	1-43/64	1-19/64	1-19/64	0.5
J260SGXL	10	1-49/64	2-3/32	1-19/32	27/64	0.94
J264SGXL	12	2-43/64	2-45/64	2-1/2	33/64	1.95
J265SGXL	16	4-13/64	3	3-3/32	33/64	2.6

ASME B107.23-2004

XL SERIES FLUSH FASTENER SLIP-JOINT PLIERS



Product #	Overall Length (in) (L)	Max. Opening (in)	Jaw Length (in) (A)	Jaw Width (in) (B)	Jaw Thickness (in) (C)	Weight (lbs)
J276GXL	6-1/2	1/2	1-1/4	1-1/4	13/32	0.5
J278GXL	8	11/16	2-3/32	1-5/16	13/32	0.64
J280GXL	10	31/64	2-11/64	1-13/32	31/64	0.9
J2766XL*	6-1/2	25/64	1-27/32	1-1/4	13/32	0.45
J278XL*	8	11/16	2-3/32	1-5/16	13/32	0.6
J2800XL*	10	31/64	2-11/64	1-13/32	31/64	0.9

* Natural Finish (No Grips)

ASME B107.23-2004

3 PIECE LOCK JOINT PLIERS SET

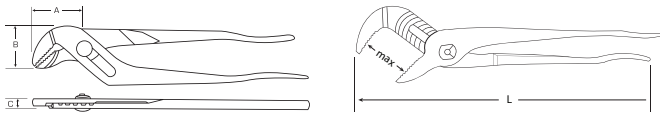
Product #: J260MGs



Contents	Description
J262MG	Pliers, Lock Joint 7"
J260MG	Pliers, Lock Joint 10"
J264MG	Pliers, Lock Joint 12"

Weight (lbs): 3.38

LOCK JOINT PLIERS

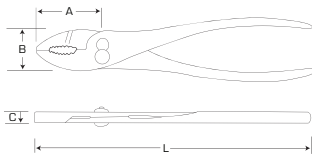


Product #	Overall Length (in) (L)	Max. Opening (in)	Jaw Length (in) (A)	Jaw Width (in) (B)	Jaw Thickness (in) (C)	Weight (lbs)
J262MG	7-9/32	2	1-57/64	55/64	19/64	0.44
J260MG	9-27/32	2-1/4	2-1/8	1-7/64	19/64	0.76
J260MGLN*	10-3/64	2-1/2	2-31/64	63/64	19/64	0.78
J264MG	12-19/32	3-1/4	2-7/8	1-3/8	23/64	1.40

*Long Nose

COMBINATION SLIP-JOINT PLIERS

- Has two jaw positions and shear type wire cutter.



Product #	Overall Length (in) (L)	Max. Opening (in)	Jaw Length (in) (A)	Jaw Width (in) (B)	Jaw Thickness (in) (C)	Weight (lbs)
J275*	5-3/4	9/32	1-5/16	7/8	9/32	0.24
J276*	6-1/2	3/8	1-3/4	1-3/16	3/8	0.52
J278*	8	1	1-3/4	1-13/64	1-13/64	0.67
J280*	9-1/2	15/32	2-3/8	1-7/64	1-7/64	1.00
J275G	5-13/16	9/32	1-5/16	7/8	9/32	0.24
J276G	6-9/16	1	1-3/4	1-3/16	3/8	0.52
J278G	8-1/16	1	1-3/4	1-13/64	1-13/64	0.67
J280G	9-9/16	1-7/16	2-3/8	1-7/16	15/32	1.00

*Natural Finish (No Grips)

ASME B107.23





2 PIECE POWER-TRACK® II PLIERS SET

Product #: **J261SGS**

- › Precision milled undercut groove joint provides interlocking feature for powerful non-slip performance.
- › Special fastener ensures permanent assembly, yet allows for easy adjustment.
- › Angled teeth provide superior gripping power over standard right angled teeth.
- › Plastisol grips for added comfort.
- › Natural finish.



POWER-TRACK® II PLIERS

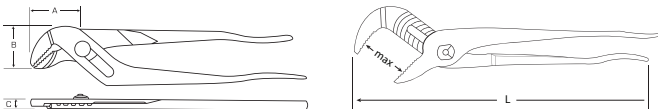
Contents	Description
J260SG	Pliers, Tongue and Groove 10-3/16" w/ Grip
J262SG	Pliers, Tongue and Groove 7-1/8" w/Grip

Weight (lbs): 1.30



POWER-TRACK® II TONGUE & GROOVE PLIERS

- › Precision milled undercut groove joint provides interlocking feature for powerful non-slip performance.
- › Special fastener ensures permanent assembly, yet allows for easy adjustment.
- › Angled teeth provide superior gripping power over standard right angled teeth.
- › Plastisol grips for added comfort.
- › Natural finish.



Product #	Overall Length (in) (L)	Max. Opening (in)	Jaw Length (in) (A)	Jaw Width (in) (B)	Jaw Thickness (in) (C)	Weight (lbs)
J261SG	5	15/32	7/8	13/16	3/16	0.15
J262SG	7-1/16	1-1/8	1-3/8	1-3/4	5/16	0.48
J260SG	10-3/16	2-1/8	1-15/16	2-3/4	13/32	1.00
J264SG	12	2-5/8	2-1/4	2-3/4	3/8	1.81
J265SG	16-7/8	4-1/16	3-3/8	4-1/8	17/32	3.50

ASME B107.23

6 PIECE ASSORTED PLIERS SET

Product #: **J2026S**

Contents	Description
J206G	Pliers, Diagonal Cutting w/Grip 6-1/16"
J227G	Pliers, Duckbill w/Grip 7-25/32"
J228G	Pliers, Needle Nose Long 7-25/32"
J260SG	Pliers, Tongue and Groove 10-3/16" w/ Grip
J267G	Pliers, Lineman's New England Style 7-1/4"
J278G	Pliers, Combination Slip-Joint w/Grip 8-1/16"

Weight (lbs): 4.01



4 PIECE ASSORTED PLIERS SET

Product #: **J2266S**

Contents	Description
J207G	Pliers, Diagonal Cutting w/Grip 7-5/16"
J220G	Pliers, Needle Nose 6-5/8"
J260SG	Pliers, Tongue and Groove 10-3/16" w/ Grip
J272G	Pliers, End Cutting High Leverage 8-1/4"

Weight (lbs): 2.80



3 PIECE ASSORTED PLIERS SET

Product #: **J2276S**

Contents	Description
J226G	Pliers, Needle Nose w/ Cutter 6-5/8"
J260SG	Pliers, Tongue and Groove 10-3/16" w/ Grip
J278G	Pliers, Combination Slip-Joint w/Grip 8-1/16"

Weight (lbs): 1.95





3 PIECE MINI PLIERS SET

Product #: **J285GS**

Contents	Description
J235	Pliers, Small Angle Nose w/Grip 5-1/4"
J282BSG	Pliers, Needle Nose w/ Spring 5"
J285G	Pliers, Diagonal Cutting w/ Grip 4-5/8"

Weight (lbs): 0.50



2 PIECE LONG REACH NEEDLE-NOSE PLIERS SET

Product #: **J242GS**

- › Plastisol grips for added comfort.

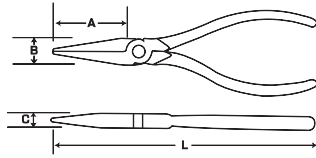
Contents	Description
J240G	Pliers, Needle-Nose Long Reach 11-9/16"
J241G	Pliers, Bent Nose Long Reach

Weight (lbs): 1.50



NEEDLE-NOSE PLIERS

- › Induction hardened cutting edges.
- › Diamond serrated jaws.
- › Plastisol grips for added comfort.




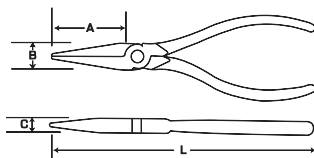
Product #	Cutter Feature	Overall Length (in) (L)	Jaw Length (in) (A)	Jaw Width (in) (B)	Jaw Thickness (in) (C)	Weight (lbs)
J282G	No	4-7/8	1-3/16	7/16	1/4	0.16
J229-03G	No	5-9/16	1-11/16	1/2	9/32	0.23
J220G	No	6-5/8	1-7/8	11/16	3/8	0.35
J226G	Yes	6-5/8	1-7/8	11/16	3/8	0.34
J226-01G	Yes	7-1/2	2-5/8	3/4	3/8	0.40

ASME B107.20M



NEEDLE-NOSE PLIERS - COIL SPRING

- › Induction hardened cutting edges.
- › Diamond serrated jaws.
- › Coil spring.
- › Plastisol grips for added comfort.



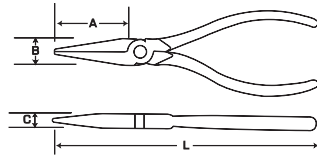
Product #	Cutter Feature	Overall Length (in) (L)	Jaw Length (in) (A)	Jaw Width (in) (B)	Jaw Thickness (in) (C)	Weight (lbs)
J282BSG	No	5	1-3/16	7/16	1/4	0.16
J229-01G	Yes	5-9/16	1-11/16	1/2	9/32	0.23

ASME B107.20M



NEEDLE-NOSE PLIERS - LONG REACH

- › Extra-long handle allows greater access to confined, restricted areas.
- › Improved fulcrum point provides more holding power at the tip with less gripping effort.
- › Plastisol grips for added comfort.

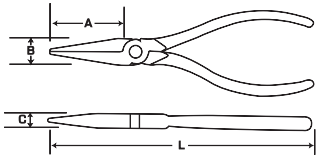


Product #	Overall Length (in) (L)	Jaw Length (in) (A)	Jaw Width (in) (B)	Jaw Thickness (in) (C)	Weight (lbs)
J240G	11-9/16	2-13/16	23/32	13/32	0.63



NEEDLE-NOSE PLIERS - LONG

- › Diamond serrated jaws.
- › Plastisol grips for added comfort.

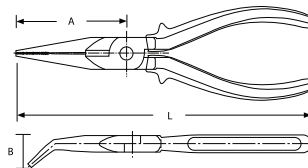


Product #	Description	Overall Length (in) (L)	Jaw Length (in) (A)	Jaw Width (in) (B)	Jaw Thickness (in) (C)	Weight (lbs)	ASME Spec
J228G	Long - Long handle for added leverage.	7-25/32	1-9/16	17/32	7/16	0.38	ASME B107.13
J222G	Long Thin - Very thin nose allows access into minimum clearance areas.	7	2-1/8	11/16	11/32	0.28	ASME B107.13
J223G	Long Extra Thin - Extra slim-nose pliers for light precision work. Designed for gripping, looping, and twisting wire in confined areas.	6-5/32	2-5/32	1/2	9/32	0.20	ASME B107.20



BENT NOSE NEEDLE-NOSE PLIERS

- › 78° angle to reach around obstructions.
- › Thin nose allows access into tight areas.
- › Diamond serrated jaws.
- › Plastisol grips for added comfort.



Product #	Overall Length (in) (L)	Jaw Length (in) (A)	Jaw Width (in) (B)	Jaw Thickness (in) (C)	Weight (lbs)
J225G	6-1/2	1-5/8	3/4	3/8	0.42

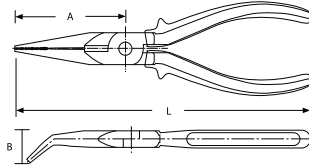
ASME B107.500





BENT NOSE NEEDLE-NOSE PLIERS - LONG REACH

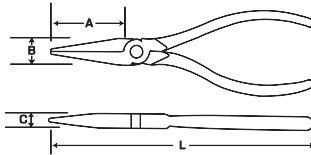
- ▶ Extra-long handle allows greater access to tight areas.
- ▶ Improved fulcrum point provides more holding power with less gripping effort.
- ▶ Bent nose design to reach around obstructions.
- ▶ Plastisol grips for added comfort.



Product #	Overall Length (in) (L)	Jaw Length (in) (A)	Jaw Width (in) (B)	Jaw Thickness (in) (C)	Weight (lbs)
J2416	11-3/8	2-9/16	23/32	13/32	0.62

DUCKBILL PLIERS

- ▶ Wide, flat nose for better grip than standard needle-nose pliers.
- ▶ Diamond serrated jaws.
- ▶ Long handle for added leverage.
- ▶ Plastisol grips for added comfort.



Product #	Overall Length (in) (L)	Jaw Length (in) (A)	Jaw Width (in) (B)	Jaw Thickness (in) (C)	Weight (lbs)
J2276	7-25/32	1-9/16	17/32	7/16	0.38

ASME B107.13

6 PIECE CUTTING PLIERS SET

Product #: J2016S

Contents	Description
J204G	Pliers, Diagonal Cutting w/Grip 4-7/16"
J209G	Pliers, Diagonal Cutting HD w/Grip 7-5/16"
J226-01G	Pliers, Needle Nose w/ Spring and Cutter 7-1/2"
J229-01G	Pliers, Needle Nose w/ Spring and Cutter 5-9/16"
J269G	Pliers, Lineman's High Leverage 9-1/4"
J272G	Pliers, End Cutting High Leverage 8-1/4"

Weight (lbs): 3.90



3 PIECE CUTTING PLIERS SET

Product #: J2286S

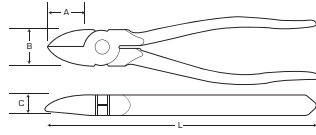
Contents	Description
J210AHG	Pliers, Diagonal Angled Head 8-1/8"
J226G	Pliers, Needle Nose w/ Cutter 6-5/8"
J269G	Pliers, Lineman's High Leverage 9-1/4"

Weight (lbs): 2.19



DIAGONAL CUTTING PLIERS WITH GRIP

- › Induction hardened cutting edges.
- › Thin narrow jaws for access in tight areas.
- › Plastisol grips for added comfort.



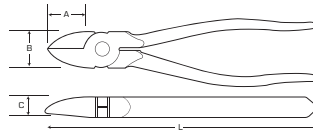
Product #	Overall Length (in) (L)	Jaw Length (in) (A)	Jaw Width (in) (B)	Jaw Thickness (in) (C)	Weight (lbs)
J2856	4-5/8	13/32	7/16	1/4	0.13
J2046	4-7/16	18/32	9/16	5/16	0.22
J2056	5-1/16	3/4	19/32	3/8	0.24
J2066	6-1/16	13/16	3/4	7/16	0.40
J2076	7-5/16	1	7/8	15/32	0.50

ASME B107.11



DIAGONAL CUTTING PLIERS - COIL SPRING

- › Coil springs.
- › Induction hardened cutting edges.
- › Thin narrow jaws for access in tight areas.
- › Plastisol grips for added comfort.



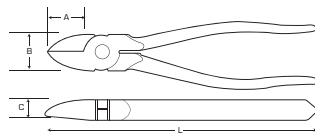
Product #	Overall Length (in) (L)	Jaw Length (in) (A)	Jaw Width (in) (B)	Jaw Thickness (in) (C)	Weight (lbs)
J285BSG	4-5/8	13/32	7/16	1/4	0.13
J204SG	4-7/16	18/32	9/16	5/16	0.22

ASME B107.11



DIAGONAL CUTTING PLIERS - ANGLED HEAD

- › Angled head for work in confined areas.
- › Plastisol grips for added comfort.



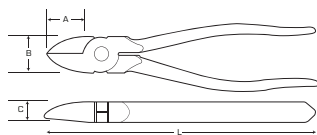
Product #	Overall Length (in) (L)	Jaw Length (in) (A)	Jaw Width (in) (B)	Jaw Thickness (in) (C)	Weight (lbs)
J210AHG	8-1/8	3/4	1-7/32	5/32	0.64





HEAVY-DUTY DIAGONAL CUTTING PLIERS

- › Induction hardened cutting edge.
- › Powerful leverage cuts heavy wire with ease.
- › Plastisol grips for added comfort.


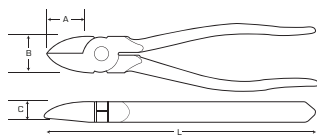


Product #	Overall Length (in) (L)	Jaw Length (in) (A)	Jaw Width (in) (B)	Jaw Thickness (in) (C)	Weight (lbs)
J2096	7-5/16	2-5/32	7/8	1/2	0.58
J2106	8-1/2	3/4	1-7/32	15/32	0.64

ASME B107.11

DIAGONAL PLASTIC CUTTING PLIERS


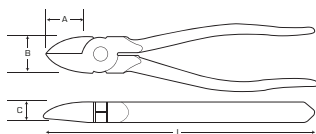
- › Adjusting set screw allows fast, precise cutting and prevents cutting edges from damaging each other.
- › Coil spring for reduced hand fatigue.
- › Induction hardened cutting edges.
- › Plastisol grips for added comfort.



Product #	Overall Length (in) (L)	Jaw Length (in) (A)	Jaw Width (in) (B)	Jaw Thickness (in) (C)	Weight (lbs)
J2126	6-3/4	3/4	3/4	7/16	0.39
J2136	7-5/16	1	29/32	1/2	0.53

HIGH LEVERAGE DIAGONAL CUTTING PLIERS LONG REACH - ANGLED HEAD

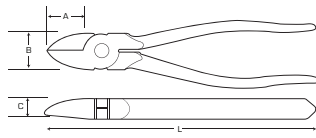
- › Extra-long handle provides high leverage cutting capabilities with less user effort.
- › 30° angled head for hard-to-reach areas.
- › Wide handle contour for less fatigue.
- › Plastisol grips for added comfort.



Product #	Overall Length (in) (L)	Jaw Length (in) (A)	Jaw Width (in) (B)	Jaw Thickness (in) (C)	Weight (lbs)
J2446	11-1/8	1	63/64	63/64	0.94

DIAGONAL CUTTING PLIERS LONG REACH - GRIPPING TIP

- › Cutting and gripping capabilities in one tool.
- › Serrated gripping surface at tips.
- › Plastisol grips for added comfort.

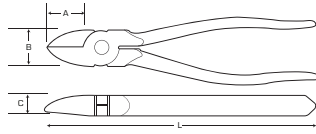


Product #	Overall Length (in) (L)	Jaw Length (in) (A)	Jaw Width (in) (B)	Jaw Thickness (in) (C)	Weight (lbs)
J2466	11-1/8	27/32	63/64	63/64	0.74



END-CUTTING PLIERS - HIGH LEVERAGE

- › Semi-flush cutting in areas inaccessible to side-cutting pliers.
- › High leverage for easy cutting of most wires and nails.
- › Plastisol grips for added comfort.



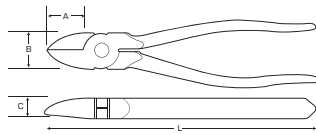
Product #	Overall Length (in) (L)	Jaw Length (in) (A)	Jaw Width (in) (B)	Jaw Thickness (in) (C)	Weight (lbs)
J2726	8-1/4	5/16	1-3/4	1-3/16	0.90

ASME B107.20



LINEMAN'S PLIERS

- › For utility linemen, wiring and electrical equipment installation, and maintenance.
- › Induction hardened cutting edges and diamond serrated jaws.
- › Built-in insulation crusher.
- › Plastisol grips for added comfort.



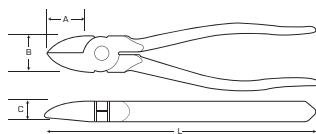
Product #	Overall Length (in) (L)	Jaw Length (in) (A)	Jaw Width (in) (B)	Jaw Thickness (in) (C)	Weight (lbs)
J2686	8-5/8	1-1/2	1-3/16	5/8	0.98

ASME B107.20



LINEMAN'S PLIERS - NEW ENGLAND STYLE

- › Slim rounded nose for easy access in restricted spaces.
- › Diamond serrated jaws.
- › Plastisol grips for added comfort.



Product #	Overall Length (in) (L)	Jaw Length (in) (A)	Jaw Width (in) (B)	Jaw Thickness (in) (C)	Weight (lbs)
J2666	6-3/16	1-3/32	29/32	1/2	0.50
J2676	7-1/2	1-9/32	1-1/8	1/2	0.67

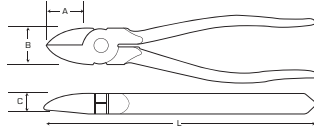
ASME B107.20





LINEMAN'S PLIERS - HIGH LEVERAGE

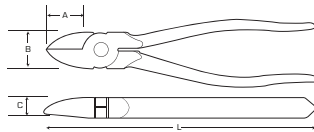
- › Jaws have offset rivet for increased leverage.
- › Designed for cutting No. 8 and other large wires.
- › Diamond serrated jaws.
- › Plastisol grips for added comfort.



Product #	Overall Length (in) (L)	Jaw Length (in) (A)	Jaw Width (in) (B)	Jaw Thickness (in) (C)	Weight (lbs)
J2696	9-1/4	1-3/16	1-3/32	5/8	1.10
					ASME B107.20

LINEMAN'S PLIERS - PIPE JAW


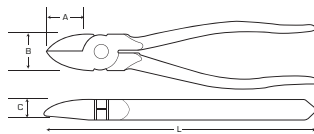
- › Serrated flat nose jaws with toothed pipe grip.
- › Plastisol grips for added comfort.



Product #	Overall Length (in) (L)	Jaw Length (in) (A)	Jaw Width (in) (B)	Jaw Thickness (in) (C)	Weight (lbs)
J268PJG	8-3/8	1-3/4	1-1/16	17/32	0.87

IRON WORKER'S PLIERS

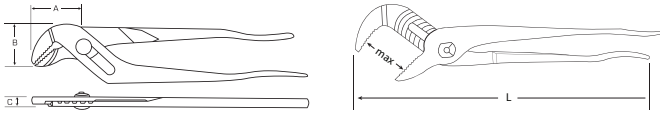
- › Designed to tie and cut wire associated with reinforcing bar.
- › Hook bend in handle to reduce slippage when gripping and pulling.
- › Coil spring holds jaws open, yet close easily.
- › Plastisol grips for added comfort.



Product #	Overall Length (in) (L)	Jaw Length (in) (A)	Jaw Width (in) (B)	Jaw Thickness (in) (C)	Weight (lbs)
J269WSG	9-1/4	1-9/16	1-9/32	5/8	1.16

SMALL ANGLE NOSE PLIERS

- › Nose angled for easy access.
- › Angled teeth provide superior gripping power over standard right angled teeth.
- › Plastisol grips for added comfort.

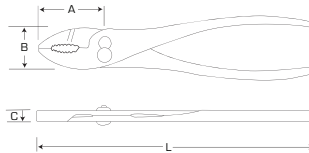


Product #	Overall Length (in) (L)	Max. Opening (in)	Jaw Length (in) (A)	Jaw Width (in) (B)	Jaw Thickness (in) (C)	Weight (lbs)
J235	5-1/4	5/8	3/4	5/8	11/64	0.10



THIN NOSE SLIP-JOINT PLIERS

- › Easy access to tight areas.
- › Has two jaw positions and shear type wire cutter.
- › Plastisol grips for added comfort.



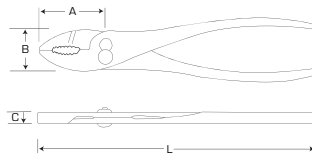
Product #	Overall Length (in) (L)	Max. Opening (in)	Jaw Length (in) (A)	Jaw Width (in) (B)	Jaw Thickness (in) (C)	Weight (lbs)
J2026	6-11/16	3/16	1-15/16	1-1/16	3/16	0.47

ASME B107.23



SOFT JAW - CANNON PLUG PLIERS

- › Capacity of 3/4" to 2-1/2".
- › Four position pivot design provides greater concentricity.
- › Replaceable urethane padded jaws protect work piece from marking or scratching.
- › Plastisol grips for added comfort.



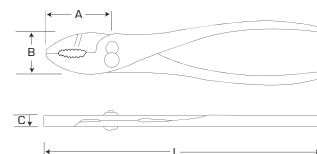
Product #	Overall Length (in) (L)	Max. Opening (in)	Replacement Item	Weight (lbs)
J2536	9-1/2	2-1/2	253GRK	0.54



HOSE CLAMP PLIERS

- › Installs and removes wire spring tension clamps.
- › Two position jaws grip full range of clamp sizes.
- › Plastisol grips for added comfort.

Product #	Overall Length (in) (L)	Weight (lbs)
J2526	7-3/4	0.56





6 PIECE MINIATURE PLIERS SET

Product #: J2806SMP

- ▶ Slip-resistant Electro-Static Discharge (ESD) cushioned grips provide comfort and ease of use.
- ▶ Pliers are hot-drop forged with a high polish finish for strength and cleaning ease.
- ▶ Hardened and tempered jaws for strength and durability.
- ▶ Dual leaf spring design helps increase durability while allowing the jaws to be maintained in the open position for quick use.
- ▶ Full flush and semi-flush cutting edges are honed and electronically induction hardened for long life wire cutting.

Contents	Description
1	Mini diagonal cutter, tapered head, semi-flush
1	Mini diagonal cutter, oval head, flush
1	Mini slim needle-nose, not serrated jaw
1	Mini needle-nose, serrated jaw
1	Mini transverse end cutter, flush
1	Mini angled cutter, flush

Weight (lbs): 1.30



MINIATURE PLIERS

4 PIECE MINIATURE PLIERS SET

Product #: J2804SMP

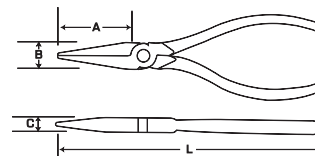
Contents	Description
1	Mini diagonal cutter, tapered head, semi-flush
1	Mini diagonal cutter, oval head, flush
1	Mini curved long nose, serrated jaw
1	Mini long nose with cutter

Weight (lbs): 0.90



MINIATURE PLIERS

- ▶ For use in limited access or confined areas.
- ▶ Pliers are hot-drop forged with a high polish finish for strength and cleaning ease.
- ▶ Hardened and tempered jaws for strength and durability.
- ▶ Dual leaf spring design helps increase durability while allowing the jaws to be maintained in the open position for quick use.
- ▶ Slip-resistant Electro-Static Discharge (ESD) cushioned grips provide comfort and ease of use.
- ▶ Full flush and semi-flush cutting edges are honed and electronically induction hardened for long life wire cutting.
- ▶ Cushion grip handles on electrical service pliers meet or exceed the electrostatic discharge (ESD) static decay specifications for MIL-PRF-81705D and ESD S.541 (formerly EIA-541).



Product #	Style	Overall Length (in) (L)	Jaw Length (in) (A)	Jaw Width (in) (B)	Jaw Thickness (in) (C)
J2834FCMP	Traverse Cutter Pliers	4-1/2	15/16	7/16	1-7/8
J2836SCMP	End Cutting Nippers	4	1/4	7/16	3/4
J2838FCMP	Angle Cutter Pliers	4-1/2	3/8	7/16	1
J2856RNMP	Solid Joint Pliers	4-1/2	1-1/8	7/16	1-7/8

B107.25M & B107.38M



WARNING: WORK SAFELY WITH TOOLS. WEAR SAFETY GOGGLES.

+1.800.800.TOOL · Fax: +1.800.828.7809 · www.protoindustrial.com

THE QUALITY GOES INTO PROTO® LOCKING PLIERS

Designed by engineers who look at each problem with fresh eyes, no matter how simple, each Proto® tool brings quality, durability and accuracy to the job site.



AVAILABLE IN A WIDE RANGE OF JAW TYPES





6 PIECE LOCKING PLIERS WELDING SET

Product #: **J298XL**



Contents	Description
J286LNXL	Pliers, Locking Mini Long Nose 6-29/32"
J289LNXL	Pliers, Locking Mini Long Nose 9"
J290XL	Pliers, Locking Curved Jaw 7"
J291XL	Pliers, Locking Straight Jaw 7-15/32"
J292XL	Pliers, Locking Curved Jaw 9-1/4"
J293XL	Pliers, Locking Straight Jaw 10"

LOCKING PLIERS SETS

3 PIECE LOCKING PLIERS SET

Product #: **J299RXL**



Contents	Description
J292XL	Pliers, Locking Curved Jaw 9-1/4"
J291XL	Pliers, Locking Straight Jaw 7-15/32"
J286LNXL	Pliers, Locking Mini Long Nose 6-29/32"
J25TR22C	Tool Roll, 3 Pockets

Weight (lbs): 2.98

3 PIECE LOCKING PLIERS SET - NICKEL CHROME

Product #: **J299NC**

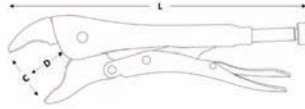


Contents	Description
J292NC	Pliers, Nickel Chrome Locking Curved 9-1/4"
J291NC	Pliers, Nickel Chrome Locking Straight 7-15/32"
J286NC	Pliers, Nickel Chrome Locking Long Nose 6-7/8"
J25TR22C	Tool Roll, 3 Pockets

Weight (lbs): 3.04

CURVED JAW LOCKING PLIERS

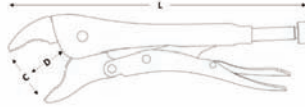
- › Narrow large opening curved shaped jaws.
- › Allows firm hold on all round shapes.
- › Universal tool for multi-use.



Product #	Overall Length (in) (L)	Jaw Capacity (in) (C)	Throat Depth (in) (D)	Weight (lbs)
J290XL	7-1/2	1-21/32	1-9/32	0.86
J292XL	9-24/64	2-28/64	1-39/64	1.41

CURVED JAW LOCKING PLIERS WITH CUTTER

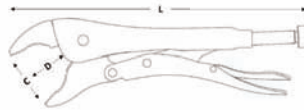
- › Wide jaw profile with wire cutter.
- › Two tools in one.
- › Universal tool for multi-use.



Product #	Overall Length (in) (L)	Jaw Capacity (in) (C)	Throat Depth (in) (D)	Weight (lbs)
J292WRXL	9-24/64	2-28/64	1-39/64	1.41
J293WRXL	5-40/64	1-1/4	7/8	0.39
J294WRXL	7-1/2	1-21/32	1-9/32	0.86

STRAIGHT JAW LOCKING PLIERS

- › Heavy-duty nose.
- › Reinforced, precisely machined teeth.
- › Strong, tough tool.
- › Helps provide secure grip for extra tough jobs.
- › General purpose for various maintenance situations.
- › Locking nut to hold adjustment during repetitive jobs.

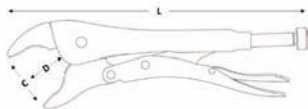


Product #	Overall Length (in) (L)	Jaw Capacity (in) (C)	Throat Depth (in) (D)	Weight (lbs)
J291XL	7-1/2	1-42/64	1-2/7	0.89
J293XL	9-24/64	2-31/64	1-42/64	1.45



GROOVED GRIP LOCKING PLIERS

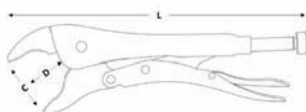
- › Tapered groove in mobile jaw.
- › Convex jaw.
- › Firm hold of cylindrical objects without lateral movement.
- › Clears small obstacles.
- › Ideal for holding and handling drill bits, taps, fasteners and tubes in general maintenance work.



Product #	Overall Length (in) (L)	Jaw Capacity (in) (C)	Throat Depth (in) (D)	Weight (lbs)
J282XL	9-24/64	2-28/64	1-45/64	1.36

LONG NOSE LOCKING PLIERS

- › Long slim jaw design.
- › Curved section.
- › Pliers can reach deep into recessed areas.
- › Can hold rounded objects.
- › Great for holding, placing and extracting pieces in awkward areas, engines, etc.



Product #	Overall Length (in) (L)	Jaw Capacity (in) (C)	Throat Depth (in) (D)	Weight (lbs)
J289LNXL	9-1/8	2-43/64	2-9/16	0.93
J286LNXL	6-59/64	1-61/64	2	0.42

LOCKING CHAIN PLIERS

- › Flexible heavy-duty, heat-treated chain which adjusts quickly around any shaped object even in awkward areas.
- › Use to remove oil filters or holding odd shapes for welding.
- › Replacement chain available - J262RC.



Product #	Overall Length (in) (L)	Max Chain Dia (in) (D)	Weight (lbs)
J262XL	9-54/64	6-19/64	1.98

LOCKING CHAIN PIPE CUTTER PLUS

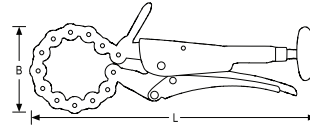
- › 15 alloy steel cutting wheels to evenly cut difficult-to-reach piping up to 1/4 / 6 mm wall thickness by hand ratcheting.
- › Locking mechanism- no squeezing, avoids risk of lateral movement and misaligned cutting.
- › Cuts through galvanized steel, some stainless steels, copper, PVC, and aluminum.
- › Problem solving and time saving, ideal for plumbing, heating, joinery and general maintenance.
- › Replacement chain available - J264RC.



Product #	Overall Length (in) (L)	Max Chain Dia (in) (D)	Weight (lbs)
J264XL	12-38/64	4-1/2	2.76

LOCKING CHAIN PIPE CUTTER

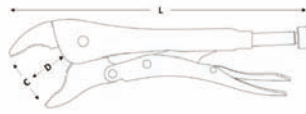
- ▶ 13 alloy steel cutting wheels to evenly cut difficult-to-reach thin wall pipes by hand ratcheting.
- ▶ Locking mechanism - no squeezing, avoids risk of lateral movement and misaligned cutting.
- ▶ Butterfly screw for easy feeding as cutting.
- ▶ Cuts through steel, copper, aluminum and some stainless steels.
- ▶ Great for exhaust pipe repair and removal.
- ▶ Use in plumbing and heating.
- ▶ Replacement chain available - J263RC.



Product #	Overall Length (in) (L)	Max Chain Dia (in) (D)	Weight (lbs)
J263XL	9-27/32	2-61/64	1.76

LOCKING SHEET METAL TOOL

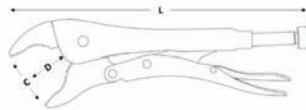
- ▶ Wide jaw profile to allow powerful grip on large thin surfaces.
- ▶ Clamps, forms, bends, and crimps sheet metal.



Product #	Overall Length (in) (L)	Jaw Capacity (in) (C)	Throat Depth (in) (D)	Weight (lbs)
J260XL	8	2-1/6	1-47/64	1.14

LOCKING WELDING PLIERS

- ▶ Firmly holds two sections together. Hands free solution in general welding and body work.
- ▶ U-shaped jaw profile: Permits the clamping of adjacent joints and perfect visibility when welding.

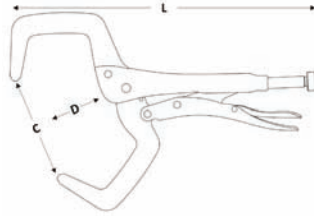


Product #	Overall Length (in) (L)	Jaw Capacity (in) (C)	Throat Depth (in) (D)	Weight (lbs)
J261XL	9	2-23/64	2-41/64	1.60



LOCKING STEEL C-CLAMPS

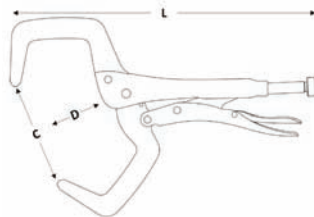
- Wide and deep jaw profile to help clear obstacles and firmly clamp sections which locking pliers can not.
- Clamp in close quarters for auto body work and welding shops.



Product #	Overall Length (in) (L)	Jaw Capacity (in) (C)	Throat Depth (in) (D)	Weight (lbs)
J265XL	6-47/64	2-23/64	1-61/64	0.50
J266XL	11-22/64	4-21/64	3-40/64	1.93
J267XL	18-1/2	10-15/64	10-15/64	3.14
J268XL	24-12/32	15-3/4	16-1/8	3.88

LOCKING C-CLAMPS WITH SWIVEL PADS

- Knurled swivel pads - allow non-slip, no damage parallel clamping even on tapered surfaces.
- J269XL - small in size for delicate and fine work and ideal for electronics.
- Safely clamps delicate surfaces - wood, plastic and soft materials.



Product #	Overall Length (in) (L)	Jaw Capacity (in) (C)	Throat Depth (in) (D)	Weight (lbs)
J269XL	7	1-31/32	2-9/32	0.56
J270XL	11-55/64	3-30/32	3-35/64	2.10
J271XL	14-3/8	5-57/64	5-1/8	2.90
J272XL	18-1/2	9	9-13/32	3.43
J273XL	24-25/32	14-1/2	15-3/4	4.14

3 PIECE SAFETY WIRE TWISTER PLIERS SET

Product #: J194

- › Contains three different twisters to cover almost any application.
- › Packed in handy, durable plastic storage case.



Contents	Description	Length (in)
J190	Pliers, Wire Twister Safety	8-3/8
J191	Pliers, Wire Twister Safety	10-3/8
J193	Pliers, Wire Twister Safety Deep Reach	18-1/8

Weight (lbs): 3.32



SAFETY WIRE TWISTER PLIERS

- › Safety wire is often used in aviation and other applications where vibration may cause fasteners to back out.
- › Heat-treated cutting edges for cutting tough stainless steel safety wire.
- › Flat top diamond serrations on jaws hold wire securely and resist nicking.
- › Diagonal nose allows access in tight work areas.
- › J192 Ergonomically designed.



Product #	Wire Size (in)	Twist Direction	Overall Length (in)	Weight (lbs)
J190	0.020 - 0.041	Right	8-3/8	0.59
J191	0.020 - 0.060	Right	10-3/8	0.85
J192	0.020 - 0.060	Right	18-1/8	0.85
J195	0.020 - 0.060	Left	10-3/8	0.85

ASME B107.500



SAFETY WIRE TWISTER REVERSIBLE & AUTOMATIC PLIERS

- › Reversible safety wire pliers provide right and left twist capability often eliminating the need for a second pliers.
- › Automatic spring return feature speeds operation and reduces fatigue.
- › Meet SAE Aerospace Standard AS 567 Twister Requirements.
- › Provides all of the features of standard Proto® Safety Wire Pliers.



Product #	Wire Size (in)	Overall Length (in) (L)	Weight (lbs)
J196	0.020 - 0.041	8-3/4	0.64
J197	0.020 - 0.060	11	0.88
J198	0.020 - 0.060	12-1/2	0.91



SAFETY WIRE TWISTER - DEEP REACH

- › Designed for access into close clearance areas.


Product #	Overall Length (in)	Weight (lbs)
J193	18-1/8	0.43





WIRE STRIPPER - CRIMPER

- › Strips 10-22 AWG - American Wire Gauge.
- › Box style crimp.
- › Crimps insulated and non-insulated terminals for 10-22 AWG.
- › Crimps non-insulated 7 mm and 8 mm auto ignition wire.
- › Cuts screw/bolt sizes 4-40, 5-40, 6-32, 8-32, 10-32, 10-24.
- › Anvil type wire cutter for cutting copper wire.
- › Air-pocket cushion grips for comfort.



Product #	Overall Length (in)	Weight (lbs)
J299	8-1/2	0.45



WIRE STRIPPER - CUTTER

- › Strips 10-30 AWG - American Wire Gauge.
- › Wire cutter.
- › Pliers nose for pulling and looping wire.
- › Spring return and convenient handle lock.
- › Plastisol grips for added comfort.



Product #	Overall Length (in)	Wire Sizes	Weight (lbs)
J297	6-1/16	10, 12, 14, 16, 18, and 20 AWG	0.21
J296	6-1/16	22, 24, 26, 28, and 30 AWG	0.21



CABLE CUTTER

- › Cuts up to 3/0 fine strand copper battery cable (not for use on steel cable).
- › Precision-ground blades minimize deflection.
- › Plastisol grips for added comfort.



Product #	Overall Length (in)	Weight (lbs)
J288	7-1/2	0.56



WIRE STRIPPER - PLIERS

- › Strips 10-22 AWG - American Wire Gauge.
- › Crimps insulated and non-insulated terminals for 10-22 AWG wire.
- › Crimps non-insulated 7 mm and 8 mm auto ignition wire.
- › Cuts screw/bolt sizes 4-40, 5-40, 6-32, 8-32, 10-32, 10-24 and copper wire.
- › Extended length curved cutter to handle heavier wire with less force.
- › Pliers nose designed to grip, bend, and pull wire.
- › Plastisol grips for added comfort.



Product #	Overall Length (in)	Weight (lbs)
J298	8-1/4	0.5



STAINLESS STEEL ELECTRICIAN'S SCISSORS

- › Built with a complete internal stainless steel construction.
- › Blade consists of micro anti-slip teeth to help with the high leverage ratio.
- › Built-in wire stripper for AWG 12, 14 & 16.
- › Bi-material ergonomic handles with a hole for tethering.
- › Includes a holder with a belt clip.



Product #	Blade Length (in)	Overall Length (in)	Weight (lbs)
J318SS	2-3/64	6-7/64	0.33

PINCH-OFF PLIERS

- › Patented clamping mechanism provides positive clamping without springs or adjustments.
- › Tested to 50,000 cycles without failure.
- › Heat-treated steel construction.
- › Swivel mounted clamps adjust to provide parallel clamping operation.
- › Cushioned hand grips.
- › For pinching-off flexible fuel lines, brake lines, and vacuum hoses in cars, motorcycles, and engines of all kinds.



Product #	Jaw Opening (in)	Jaw Width (in)	Jaw Depth (in)	Throat Depth (in)	Throat Height (in)	Max. Jaw Capacity (in)	Overall Length (in)	Weight (lbs)
JFF554	3/4	2	1/2	1-1/2	1/2	3/4	5-1/2	0.19
JFF555	2	2	1/2	1-1/2	1/2	1-1/4	9-1/4	0.78
JFF556	2-1/2	2	1/2	2-1/2	1/2	2-1/2	13-3/4	1.25



RIGID-FLEXIBLE HOSE CLAMP PLIERS

- › Complete unique locking coolant system pliers set is ideal for one-person replacement of radiators, cooling lines, etc.
- › Locking waffle-nose hose clamp pliers to access/open hard to reach flat band hose clamps (7" and 9").
- › Locking hose pinch-off pliers to pinch and lock closed vent/radiator/vacuum/fuel hoses/lines (7" and 9").
- › Packaged in sturdy nylon roll pouch.



Product #	Overall Length (in)	Weight (lbs)
JFFHC4	12-19/64	3.50



ADJUSTABLE OIL FILTER PLIERS

- ▶ Heavy-duty forged jaws with three contact points to grip stubborn oil filters.
- ▶ Textured grips for non-slip operation.



Product #	Opening Range (in)	Diameter Minimum (in)	Diameter Maximum (in)	Diameter Minimum (mm)	Diameter Maximum (mm)	Height (in)	Overall Length (in)	Weight (lbs)
JFF297	2-1/4 to 5	2-1/4	5	57	127	19/32	13-19/32	1.25
JFF287	3-3/4 to 7	3-3/4	7	94	178	1	19	3.28

ALL-PURPOSE BRAKE PLIERS

- ▶ Easily installs and removes brake shoe retaining spring on drum brakes.
- ▶ Socket end removes spring from anchor stud.
- ▶ Notched and installs spring on anchor.



Product #	Overall Length (in)	Weight (lbs)
J217	12-7/8	1.05



LOCK RING "HORSESHOE" WASHER PLIERS

- ▶ For spreading both soft iron "horseshoe" lock washers used on brakes and tempered steel lock rings used on gear and bearing shafts.
- ▶ Plastisol grips for added comfort.



Product #	Overall Length (in)	Weight (lbs)
J2506	9	0.49



LOCK RING PLIERS - PARALLEL JAW

- ▶ For removal of lock snap rings used on bearing shafts.
- ▶ Compound leverage simplifies removal.
- ▶ Jaw tips are indented to hold ring ends and prevent breakage.
- ▶ Jaws spread 1-1/4".
- ▶ Plastisol grips for added comfort.



Product #	Overall Length (in)	Weight (lbs)
J2516	10-9/16	0.68



9 PIECE CONVERTIBLE PUSH BUTTON RETAINING RING PLIERS SET

Product #: **J600A**

- › Patented push button release for fast conversion from internal to external configuration.
- › Precision-ground tips for better fit, retention, and safety.
- › Double-Chamber air cushion grip for comfortable hold.



Contents	Tip Size	Tip Angle	Length (in)	Shaft Dia. (in) (External)	Bore Dia. (in) (Internal)	Weight (lbs)
J600	0.038	0°	5-7/8	1/4 - 43/64	3/8 - 9/16	0.15
J601	0.038	45°	5-3/4	1/4 - 3/64	3/8 - 9/16	0.16
J602	0.038	90°	5-11/16	1/2 - 25/32	3/8 - 9/16	0.16
J603	0.047	0°	5-7/8	11/16 - 7/8	5/8 - 1	0.16
J604	0.047	45°	5-3/4	11/16 - 7/8	5/8 - 1	0.15
J605	0.047	90°	5-11/16	13/16 - 1	5/8 - 1	0.16
J606	0.070	0°	7-1/2	15/16 - 1-7/16	1-1/16 - 1-3/4	0.29
J607	0.070	45°	7-3/8	1 - 1-7/16	1-1/16 - 1-3/4	0.32
J608	0.070	90°	7-1/8	1-1/16, 2	1-7/16 - 2	0.31

Weight (lbs): 3.15



6 PIECE CONVERTIBLE PUSH BUTTON RETAINING RING PLIERS SET

Product #: **J600B**

- › Convenient blow-mold carrying case includes storage for spare rings.
- › Patented push button release for fast conversion from internal to external configuration.
- › Precision-ground tips for better fit, retention, and safety.
- › Double-Chamber air cushion grip for comfortable hold.



Contents	Tip Size	Tip Angle	Length (in)	Shaft Dia. (in) (External)	Bore Dia. (in) (Internal)	Weight (lbs)
J600	0.038	0°	5-7/8	1/4 - 43/64	3/8 - 9/16	0.15
J602	0.038	90°	5-11/16	1/2 - 25/32	3/8 - 9/16	0.16
J603	0.047	0°	5-7/8	11/16 - 7/8	5/8 - 1	0.16
J605	0.047	90°	5-11/16	13/16 - 1	5/8 - 1	0.16
J606	0.070	0°	7-1/2	15/16 - 1-7/16	1-1/16 - 1-3/4	0.29
J608	0.070	90°	7-1/8	1 - 1/16, 2	1-7/16 - 2	0.31

Weight (lbs): 2.48





PUSH BUTTON CONVERTIBLE RETAINING RING PLIERS

- ▶ Patented push button release for fast conversion from internal to external configuration.
- ▶ Precision-Ground tips for better fit, retention, and safety.
- ▶ Double-Chamber air cushion grip for comfortable hold.



Product #	Tip Size	Tip Angle	Overall Length (in)	Shaft Dia. (in) (External)	Bore Dia. (in) (Internal)	Weight (lbs)
J600	0.038	0°	5-7/8	1/4 - 43/64	3/8 - 9/16	0.15
J601	0.038	45°	5-3/4	1/4 - 3/64	3/8 - 9/16	0.16
J602	0.038	90°	5-11/16	1/2 - 25/32	3/8 - 9/16	0.16
J603	0.047	0°	5-7/8	11/16 - 7/8	5/8 - 1	0.16
J604	0.047	45°	5-3/4	11/16 - 7/8	5/8 - 1	0.15
J605	0.047	90°	5-11/16	13/16 - 1	5/8 - 1	0.16
J606	0.070	0°	7-1/2	15/16 - 1-7/16	1-1/16 - 1-3/4	0.29
J607	0.070	45°	7-3/8	1 - 1-7/16	1-1/16 - 1-3/4	0.32
J608	0.070	90°	7-1/8	1-1/16, 2	1-7/16 - 2	0.31

ASME B107.500-2010

RETAINING RING PLIERS

12 PIECE CONVERTIBLE RETAINING RING PLIERS SET

Product #: J360B

- ▶ Convenient blow-molded carrying case includes storage for spare rings.
- ▶ Ring range: External (Shaft) 1/4" - 3-11/32"; Internal (Bore) 3/8" - 3".



Contents	Tip Size	Tip Angle	Length (in)	Shaft Dia. (in) (External)	Bore Dia. (in) (Internal)	Weight (lbs)
J399	0.038	0°	5-7/8	1/4 - 43/64	3/8 - 9/16	0.15
J370	0.038	45°	5-3/4	1/4 - 3/64	3/8 - 9/16	0.16
J371	0.038	90°	5-11/16	1/2 - 25/32	3/8 - 9/16	0.16
J372	0.047	0°	5-7/8	11/16 - 7/8	5/8 - 1	0.16
J373	0.047	45°	5-3/4	11/16 - 7/8	5/8 - 1	0.15
J374	0.047	90°	5-11/16	13/16 - 1	5/8 - 1	0.16
J385	0.070	0°	7-1/2	15/16 - 1-7/16	1-1/16 - 1-3/4	0.29
J375	0.070	45°	7-3/8	1 - 1-7/16	1-1/16 - 1-3/4	0.32
J376	0.070	90°	7-1/8	1 - 1/16, 2	1-7/16 - 2	0.31
J377	0.090	0°	9-1/4	1-1/2 - 3-1/2	1-13/16 - 3	0.54
J378	0.090	45°	9	1-1/2 - 3-1/2	1-13/16 - 3	0.55
J379	0.090	90°	8-5/8	1-1/2 - 1-3/4	1-13/16 - 3	0.56

Weight (lbs): 4.82



WARNING: WORK SAFELY WITH TOOLS. WEAR SAFETY GOGGLES.

+1.800.800.TOOL · Fax: +1.800.828.7809 · www.protoindustrial.com

6 PIECE CONVERTIBLE RETAINING RING PLIERS SET

Product #: **J360A**

- › Convenient blow-molded carrying case includes storage for space rings.
- › Ring range: External (Shaft) 1/4" - 3-11/32"; Internal (Bore) 3/8" - 3".



Contents	Tip Size	Tip Angle	Length (in)	Shaft Dia. (in) (External)	Bore Dia. (in) (Internal)	Weight (lbs)
J399	0.038	0°	5-7/8	1/4 - 43/64	3/8 - 9/16	0.15
J371	0.038	90°	5-11/16	1/2 - 25/32	3/8 - 9/16	0.16
J372	0.047	0°	5-7/8	11/16 - 7/8	5/8 - 1	0.16
J374	0.047	90°	5-11/16	13/16 - 1	5/8 - 1	0.16
J385	0.070	0°	7-1/2	15/16 - 1-7/16	1-1/16 - 1-3/4	0.29
J376	0.070	90°	7-1/8	1 - 1/16, 2	1-7/16 - 2	0.31

Weight (lbs): 2.10



18 PIECE RETAINING RING PLIERS SET WITH REPLACEABLE TIPS

Product #: **J361**

- › Includes one internal and one external pliers.
- › Convenient blow-molded carrying case includes storage for spare rings.
- › Custom grip handles for added comfort.
- › Contains 16 interchangeable tips listed below. (Replacements available).
- › Covers ring range:
 - › External 1-1/2" - 3-3/4"
 - › Internal 2-7/16" - 4"
- › Spring loaded ratchet mechanism minimizes operator fatigue by allowing ring to be compressed or expanded through gradual moves and locks at desired size. Heavy and large rings are safely and easily controlled.
- › Pliers overall length 9-1/2".

Tip Size	Tip Angle
0.108	0°
0.108	15°
0.108	45°
0.108	90°
0.120	0°
0.120	15°
0.120	45°
0.120	90°

Weight (lbs): 2.50



0.108 REPLACEMENT TIPS FOR J361

Product #: **J362**

- › 8 Tips.
- › 2 each of 0.108 Tips in 0°, 15°, 45°, 90°.
- › Weight (lbs): 0.22





0.120 REPLACEMENT TIPS FOR J361

Product #: J363

- › 8 Tips.
- › 2 each of 0.120 Tips in 0°, 15°, 45°, 90°.
- › Weight (lbs): 0.23



4 PIECE CONVERTIBLE RETAINING RING PLIERS SET

Product #: J360C

- › Design permits quick change-over to work internal or external rings.
- › Pliers have no screws to tighten.
- › Pliers have a return spring designed to reduce fatigue and facilitate operation.
- › Pliers have air cushioned grips which spreads loads across the hand increasing comfort.
- › Ring range: External (Shaft) 1/4" - 2"; Internal (Bore) 3/8" - 2".



Contents	Tip Size	Tip Angle	Length (in)	Shaft Dia. (in) (External)	Bore Dia. (in) (Internal)	Weight (lbs)
J399L	0.038	18°	6	1/4 - 43/64	3/8 - 9/16	0.19
J371L	0.038	90°	6	1/2 - 25/32	3/8 - 9/16	0.19
J385L	0.070	18°	7-1/4	15/16 - 17/16	1-1/16 - 1-3/4	0.33
J376L	0.070	90°	7-1/4	1-1/16 - 2	1-7/16 - 2	0.33

Weight (lbs): 1.26



18 PIECE SMALL PLIERS SET WITH REPLACEABLE TIPS

Product #: J380

- › Includes one internal and one external pliers.
- › Covers ring range: External 1/4"-2", Internal 3/8"-2".
- › Contains 16 interchangeable tips (4 of each listed below) (Replacements available).
- › Pliers overall length 6-1/4".

Tip Size	Tip Angle
0.038	90°
0.047	45°
0.047	0°
0.070	0°

Weight (lbs): 0.64



REPLACEMENT TIPS FOR J380

Product #: J380T

- › 16 Tips.
- › 4 each of: 0.038 90°, 0.047 45°, 0.047 0°, 0.070 0°.
- › Plastic storage case.
- › Weight (lbs): 0.05



RETAINING RING PLIERS - CONVERTIBLE

- › Converts from internal to external or vice versa, when pivot screw is moved to adjacent tapped hole.
- › Use with either External or Internal Retaining Rings.
- › Fixed tips are precision formed and induction hardened for accurate fit and long wear.
- › Use the largest diameter tip that will fit the retaining ring being removed or installed.



Product #	Tip Size	Tip Angle	Overall Length (in)	Shaft Dia. (in) (External)	Bore Dia. (in) (Internal)	Weight (lbs)
J399	0.038	0°	5-7/8	1/4 - 43/64	3/8 - 9/16	0.15
J370	0.038	45°	5-3/4	1/4 - 3/64	3/8 - 9/16	0.16
J371	0.038	90°	5-11/16	1/2 - 25/32	3/8 - 9/16	0.16
J372	0.047	0°	5-7/8	11/16 - 7/8	5/8 - 1	0.16
J373	0.047	45°	5-3/4	11/16 - 7/8	5/8 - 1	0.15
J374	0.047	90°	5-11/16	13/16 - 1	5/8 - 1	0.16
J385	0.070	0°	7-1/2	15/16 - 1-7/16	1-1/16 - 1-3/4	0.29
J375	0.070	45°	7-3/8	1 - 1-7/16	1-1/16 - 1-3/4	0.32
J376	0.070	90°	7-1/8	1 - 1/16, 2	1-7/16 - 2	0.31
J377	0.090	0°	9-1/4	1-1/2 - 3-1/2	1-13/16 - 3	0.54
J378	0.090	45°	9	1-1/2 - 3-1/2	1-13/16 - 3	0.55
J379	0.090	90°	8-5/8	1-1/2 - 1-3/4	1-13/16 - 3	0.56
J399L	0.038	18°	6	-	3/8 - 9/16	0.19
J371L	0.038	90°	6	-	3/8 - 9/16	0.19
J385L	0.070	18°	7-1/4	-	1-1/16 - 1-3/4	0.33
J376L	0.070	90°	7-1/4	-	1-7/16 - 2	0.33

ASME B107.19 

RETAINING RING PLIERS - EXTERNAL

- › Used with External Retaining Rings.
- › Fixed tips are precision formed and induction hardened for accurate fit and long wear.



Product #	Tip Size	Tip Angle	Overall Length (in)	Shaft Dia. (in) (External)	Weight (lbs)
J388*	0.023	0°	5-1/4	3/16 - 15/64	0.06
J391	0.038	0°	6-1/8	1/4 - 21/32	0.15
J397	0.038	90°	6-1/8	1/4 - 1	0.15
J393	0.070	0°	6-7/8	7/16 - 2	0.22
J395	0.115	0°	9-1/8	1-1/2 - 3-1/2	0.49

*No Grip. Applies only to J388.

ASME B107.19 



RETAINING RING PLIERS - INTERNAL

- › Used with Internal Retaining Rings.
- › Fixed tips are precision formed and induction hardened for accurate fit and long wear.



Product #	Tip Size	Tip Angle	Overall Length (in)	Bore Dia. (in) (Internal)	Weight (lbs)
J390	0.025	0°	5-3/8	1/4 - 5/16, 1/4 - 5/16, 1/4 - 5/16, 5/8	0.14
J389	0.038	0°	5-3/8	3/8 - 9/16	0.13
J398	0.038	45°	5-3/8	3/8 - 9/16, 3/8 - 9/16, 3/4 - 1	0.13
J392	0.070	0°	6-1/2	1-1/16 - 1-3/4, 1-1/16 - 1-3/4, 1-1/16 - 1-3/4, 1-7/16 - 2	0.19
J394	0.090	0°	9	1-13/16 - 3, 1-13/16 - 3, 1-13/16 - 3, 2-1/16 - 3	0.47

ASME B107.19

LARGE RETAINING RING PLIERS - INTERNAL | EXTERNAL

- › Spring-loaded ratchet mechanism minimizes operator fatigue by allowing the ring to be compressed or expanded through gradual "moves" and then locks at the desired size without continued pressure on the handles. Heavy and large rings are safely and easily controlled.
- › Replaceable tips in 0°, 45°, and 90° make it possible to remove and install rings in most applications. (Replacements available).



Product #	Tip Size	Tip Angle	Overall Length (in)	Shaft Dia. (in) (External)	Bore Dia. (in) (Internal)	Weight (lbs)
J364	0.120	0°	16-1/2	-	3-1/16 - 6	1.95
J365	0.120	0°	16-1/2	3-1/2 - 6-1/2	-	1.98

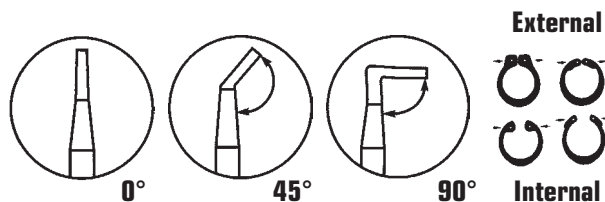
ASME B107.19

REPLACEMENT TIPS FOR J364 & J365

Product #	Tip Angle	Weight (lbs)
J364-T0	0°	0.12
J364-T45	45°	0.12
J364-T90	90°	0.12



Tip Angles



FACOM® VE PLIERS

- › Designed for working on live components up to 1000V AC and 1500V DC.
- › 1000V insulated grips designed for electrical safety when working on or near live components.
- › Handles designed to resist workshop chemicals (Skydrol®, chlorothene, acetone, petrol).

FACOM® 3 PIECE VE PLIERS SET



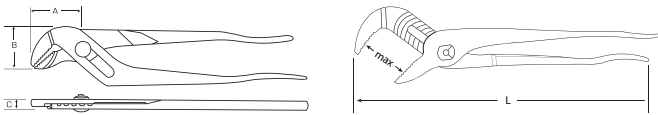
Product #: MOD.VEAO



Contents	Description
180.VE	Pliers, Multigrip Insulated 1000VE 10"
194A.17VE	Pliers, Wire Stripper Insulated 1000VE 6-1/2"
391A.16VE	Pliers, Diagonal Cutting Insulated 1000VE 6-1/2"

Weight (lbs): 1.66

FACOM® INSULATED VE MULTIGRIP PLIERS

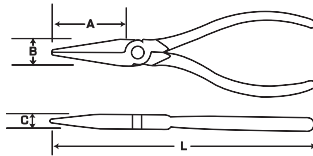


Product #	Overall Length (in) (L)	Max Capacity (in)	Jaw Length (in) (A)	Jaw Width (in) (B)	Weight (lbs)
180.VE	10	1-9/16	1-3/16	7/8	0.78

FACOM® INSULATED VE HALF ROUND PLIERS



- › Side cutter for steel wire up to 14 AWG.
- › Serrated jaws with central area for handling rods.
- › Broad handle provides more comfort and improvement in user force.



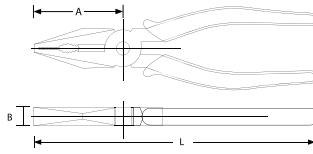
Product #	Overall Length (in) (L)	Jaw Length (in) (A)	Jaw Width (in) (B)	Weight (lbs)
185A.20VE	7-7/8	2-15/16	11/32	0.45
193A.16VE	6-7/8	1-13/16	11/32	0.41



FACOM® INSULATED VE COMBINATION PLIERS



- ▶ High-frequency hardened cutting edges for power and durability.
- ▶ Nose profile combines strength and maneuverability.
- ▶ Broad handle provides more comfort and improvement in user force.



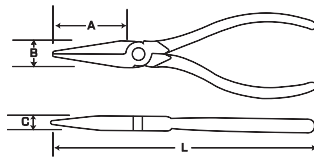
Product #	Overall Length (in) (L)	Jaw Length (in) (A)	Jaw Width (in) (B)	Weight (lbs)
187A.16VE	6-1/2	1-11/32	3/8	0.43
187A.18VE	7-9/32	1-13/32	13/32	0.53

1000V PLIERS

FACOM® INSULATED VE FLAT NOSE PLIERS



- ▶ Serrated jaws for firm grip.
- ▶ Nose designed for confined spaces.

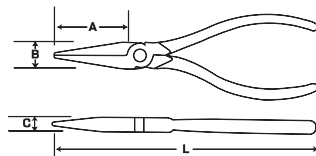


Product #	Overall Length (in) (L)	Jaw Length (in) (A)	Jaw Width (in) (B)	Weight (lbs)
188A.16VE	6-11/16	1-13/16	11/32	0.38
188A.20VE	8-1/16	2-15/16	11/32	0.42

FACOM® INSULATED VE WIRE STRIPPER PLIERS



- ▶ Jaws angled at 40°.
- ▶ Cuts single and multi-cone wire up to 14 AWG.
- ▶ Serrated jaws with central area for handling rods.

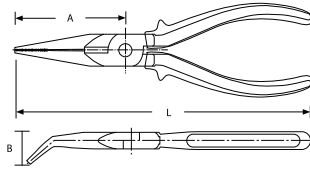


Product #	Overall Length (in) (L)	Jaw Length (in) (A)	Jaw Width (in) (B)	Weight (lbs)
194A.17VE	7-11/16	1	5/8	0.38

FACOM® INSULATED VE BENT NOSE PLIERS



- › Jaws angled at 40°.
- › Cuts single and multi-cone wire up to 14 AWG.
- › Serrated jaws with central area for handling rods.
- › Broad handle provides more comfort and improvement in user force.

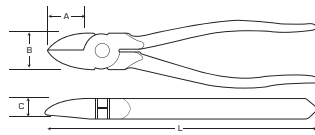


Product #	Overall Length (in) (L)	Jaw Length (in) (A)	Jaw Width (in) (B)	Weight (lbs)
195A.16VE	6-7/8	1-5/8	11/32	0.39
195A.20VE	7-15/32	2-3/4	11/32	0.43

FACOM® INSULATED VE DIAGONAL PLIERS



- › High-frequency hardened cutting edges ensure durable cut quality for hard wire up to 200 kg/mm.
- › Offset pivot for reduced cutting effort.

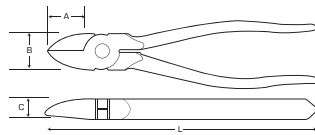


Product #	Overall Length (in) (L)	Jaw Length (in) (A)	Jaw Width (in) (B)	Weight (lbs)
192A.16VE	6-7/8	23/32	13/32	0.46
192A.18VE	7-15/32	25/32	7/16	0.57

FACOM® INSULATED VE DIAGONAL CUTTERS



- › Edges designed for clean cut in copper wire.
- › High-frequency hardened cutting edges for durable cut accuracy.
- › Snip nose for maneuverability in control cabinets or cutting cable loom ties.



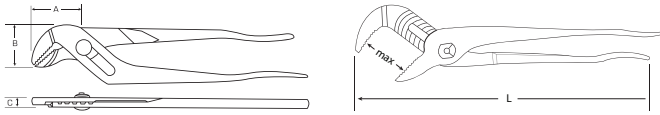
Product #	Overall Length (in) (L)	Jaw Length (in) (A)	Jaw Width (in) (B)	Weight (lbs)
391A.16VE	6-11/16	3/4	13/32	0.46



FACOM® VSE PLIERS

- › 1000V insulated grips designed for electrical safety when working on or near live components.
- › 2 color warning handle insulation - color changes from orange to yellow if insulation integrity compromised.
- › Insulated to 1000V AC or 1500 DC.
- › Burnished nose.
- › Hardened throughout for overall strength.
- › Cutting edges locally heat-treated to exceed 60 HRc hardness.

FACOM® INSULATED VSE MULTIGRIP PLIERS

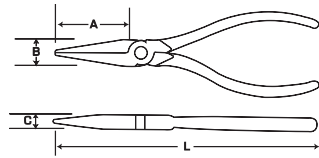


Product #	Overall Length (in) (L)	Jaw Length (in) (A)	Jaw Width (in) (B)	Weight (lbs)
180.VSE	10-1/32	1-9/16	1-3/8	0.81

FACOM® INSULATED VSE HALF ROUND PLIERS



- › Integrated wire-cutter.

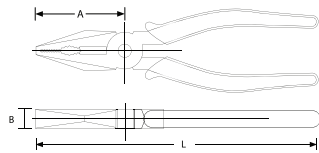


Product #	Overall Length (in) (L)	Jaw Length (in) (A)	Jaw Width (in) (B)	Weight (lbs)
185.20AVSE	8-9/32	2-23/32	1-3/8	0.53
193.16AVSE	6-7/8	1-31/32	1-1/4	0.37

FACOM® INSULATED VSE COMBINATION PLIERS



- › Serrated jaw.

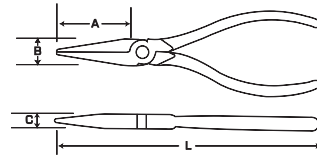


Product #	Overall Length (in) (L)	Jaw Length (in) (A)	Jaw Width (in) (B)	Weight (lbs)
187.16AVSE	6-1/2	1-11/32	1-3/8	0.44
187.18AVSE	7-3/32	1-3/8	1-3/8	0.54
187.20AVSE	7-9/32	1-43/64	1-3/8	0.69

FACOM® INSULATED VSE FLAT NOSE PLIERS



- › Serrated jaws for firm grip.

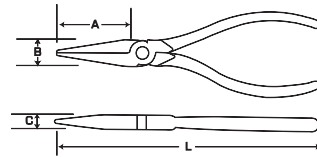


Product #	Overall Length (in) (L)	Jaw Length (in) (A)	Jaw Width (in) (B)	Weight (lbs)
188.16AVSE	6-11/16	1-31/32	1-15/32	0.37

FACOM® INSULATED VSE ROUND NOSE PLIERS



- › Long tip nose, serrated for shaping bends or terminals on all types of wire.

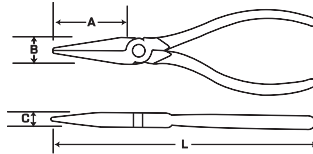


Product #	Overall Length (in) (L)	Jaw Length (in) (A)	Jaw Width (in) (B)	Weight (lbs)
189.17AVSE	6-7/8	1-25/32	1-5/16	0.36

FACOM® INSULATED VSE WIRE STRIPPER



- › Strips any wire in all common electrical systems, up to 10 AWG.
- › Knob for presetting the cutting depth.

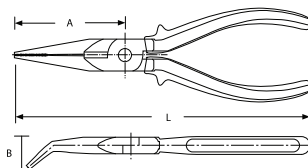


Product #	Overall Length (in) (L)	Jaw Length (in) (A)	Jaw Width (in) (B)	Weight (lbs)
194.17AVSE	6-7/8	7/8	5/16	0.45

FACOM® INSULATED VSE BENT NOSE PLIERS



- › Integral wire-cutter.



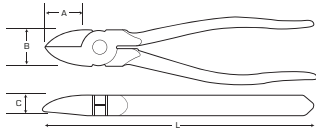
Product #	Overall Length (in) (L)	Jaw Length (in) (A)	Jaw Width (in) (B)	Weight (lbs)
195.20AVSE	7-15/32	2-17/32	1-1/4	0.43



FACOM® INSULATED VSE CABLE CUTTERS



- ▶ High performance compact tool.
- ▶ Forged safety stops.



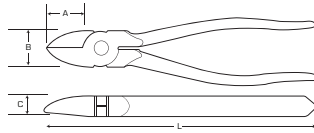
Product #	Overall Length (in) (L)	Jaw Length (in) (A)	Jaw Width (in) (B)	Weight (lbs)
412.10AVSE	7-7/8	3-1/3	1-3/8	0.91
412.14AVSE	9	1-3/16	1-3/8	1.12
412.150AVSE	18-1/2	2-23/64	1-3/4	4.71

1000V PLIERS

FACOM® INSULATED VSE RATCHETING CABLE CUTTERS

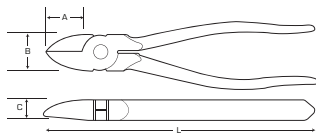


- ▶ One-hand operation.
- ▶ No cable core distortion.
- ▶ Forged and hardened steel blade.



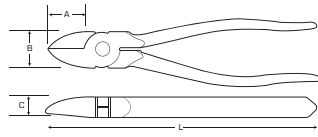
Product #	Size (in)	Overall Length (in) (L)	Jaw Width (in) (B)	Weight (lbs)
414.45AVSE	1-3/4	12	5-5/16	2.19
414.52AVSE	2	13-3/16	5-1/2	2.26

FACOM® INSULATED VSE END CUTTER PLIERS



Product #	Overall Length (in) (L)	Jaw Length (in) (A)	Jaw Width (in) (B)	Weight (lbs)
190.16AVSE	6-11/16	1/4	1-3/8	0.56

FACOM® INSULATED VSE DIAGONAL PLIERS

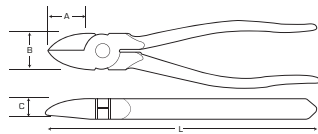


Product #	Overall Length (in) (L)	Jaw Length (in) (A)	Jaw Width (in) (B)	Weight (lbs)
192.14AVSE	6-3/32	5/8	1-3/16	0.48
192.16AVSE	6-1/2	23/32	13/32	0.54
192.18AVSE	7-9/32	25/32	7/16	0.60

FACOM® INSULATED VSE DIAGONAL CUTTERS



- › Inset joint.



Product #	Overall Length (in) (L)	Jaw Length (in) (A)	Jaw Width (in) (B)	Weight (lbs)
391.16AVSE	6-5/16	3/4	13/32	0.47

FACOM® INSULATED VSE KNIFE



- › Thick, angled blade with flat tip.
- › Cushion handle.
- › Blade sheath.
- › Effective blade length 2".

Product #	Blade Length (in)	Overall Length (in)	Weight (lbs)
1820.AVSE	2-3/8	7-1/2	0.19



FACOM® INSULATED VSE HACKSAW



- › Two blade positions.
- › Butterfly tension nut.
- › Supplied with bi-metal blade.
- › 12" blade replacement.

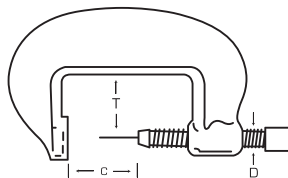
Product #	Blade Length (in)	Overall Length (in)	Weight (lbs)
602.AVSE	12	18-1/2	1.30





C-CLAMPS - STANDARD SERVICE DEEP THROAT FULL LENGTH SCREW

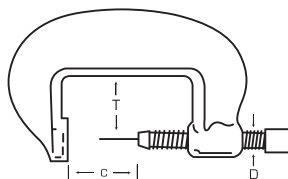
- Standard service, deep throat style is the most versatile and popular.
- Hot forged for strength and durability.
- Forcing screw with sliding T-handle and impact resistant pad.



Product #	Opening Range (in) (C)	Throat Depth (in) (T)	Thread Diameter (in) (D)	Minimum Test Load (lbs)	Weight (lbs)
J402A	0-2	2	1/2	3,500	1.30
J403A	0-3	2-3/8	1/2	3,500	2.00
J404A	0-4	2-3/4	3/4	6,500	3.50
J406A	0-6	3-5/8	3/4	6,600	5.00
J408A	0-8	4-1/2	3/4	6,900	7.00
J410A	0-10	5-3/8	3/4	8,000	10.50
J412A	0-12	5-3/4	7/8	9,500	15.50

C-CLAMPS - STANDARD SERVICE DEEP THROAT SPATTER RESISTANT FULL LENGTH SCREW

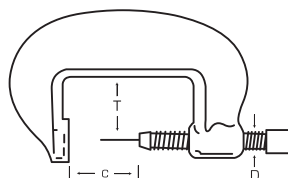
- Forcing screw and pad are plated with copper to resist welding spatter.
- Hot forged for strength and durability.
- Forcing screw with sliding T-handle and impact resistant pad.



Product #	Opening Range (in) (C)	Throat Depth (in) (T)	Thread Diameter (in) (D)	Minimum Test Load (lbs)	Weight (lbs)
J402SA	0-2	2	1/2	3,300	1.20
J404SA	0-4	2-3/4	3/4	4,100	3.50
J406SA	0-6	3-5/8	3/4	5,400	5.00
J408SA	0-8	4-1/2	3/4	5,900	7.00
J410SA	0-10	5-3/8	3/4	8,000	10.50
J412SA	0-12	5-3/4	7/8	9,500	15.50

C-CLAMPS - STANDARD SERVICE EXTRA DEEP THROAT SPATTER RESISTANT FULL LENGTH SCREW

- Forcing screw and pad are plated with copper to resist welding spatter.
- Up to 32% more throat depth than standard deep throat clamps.
- Hot forged for strength and durability.
- Forcing screw has heavy rolled Acme thread.
- Full length forcing screw.

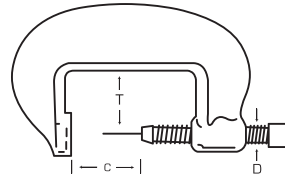


Product #	Opening Range (in) (C)	Throat Depth (in) (T)	Thread Diameter (in) (D)	Minimum Test Load (lbs)	Weight (lbs)
J426SA	0-6	4-3/4	3/4	5,400	7.00

Discontinued August 2019

C-CLAMPS - EXTRA HEAVY SERVICE FULL LENGTH SCREW

- › Full length forcing screws provide greater versatility with the minimum capacity always being "0".
- › Strongest C-clamp design.
- › Heavy-duty threaded hub provides maximum screw support.
- › Forcing screws have a square head for turning with a wrench.
- › Forcing screws have a hardened tip.



Product #	Opening Range (in) (C)	Throat Depth (in) (T)	Thread Diameter (in) (D)	Minimum Test Load (lbs)	Weight (lbs)
J2-HDLA	0 - 2-3/8	1-7/8	3/4	12,500	4.50
J3-HDLA	0 - 3-5/16	2-5/16	7/8	16,250	7.10
J6-HDLA	0 - 6-5/8	3-3/8	1-1/8	27,500	19.30

Discontinued August 2019



C-CLAMP FORCING SCREWS

- › Full length for greater versatility with the minimum capacity always being "0".
- › Heavy-duty threaded hub provides maximum screw support.
- › Square head for turning with a wrench.
- › Hardened tip.



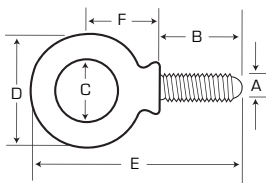
Product #	Thread Diameter (in)	Overall Length (in)	Weight (lbs)
J2P2-HD	3/4	5-1/8	0.53
J3P2-HD	7/8	6-7/8	0.99
J6P2-HD	1-1/8	11-1/2	2.67
J10P2-HD	1-1/4	15-3/4	4.58
J11/2P1-HD	5/8	4	0.30

Discontinued August 2019





FORGED EYE BOLTS



Product #	Thread Size (in) (A)	Shank Length (in) (B)	Eye Inner Dia. (in) (C)	Eye Outside Dia. (in) (D)	Overall Length (in) (E)	Center Eye to Shoulder (in) (F)	Rated Capacity (lbs)	Weight (lbs)
J94020	1/4 - 20	1.00	.69 - .81	1.19	2-9/41 - 2-9/17	.69 - .81	500	0.05
J94021	5/16 - 18	1.12	.81 - .94	1.44	2-33/50 - 2-32/33	.88 - 1.00	900	0.10
J94022	3/8 - 16	1.25	.94 - 1.06	1.69	3-1/11 - 3-8/17	1.06 - 1.09	1,300	0.16
J94023	7/16 - 14	1.38	1.00 - 1.12	1.81	3-16/39 - 3-32/41	1.19 - 1.31	1,800	0.24
J94024	1/2 - 13	1.50	1.12 - 1.25	2.12	3-17/21 - 4-4/21	1.31 - 1.44	2,400	0.35
J94025	9/16 - 12	1.75	1.31 - 1.44	2.56	4-14/25 - 4-47/50	1.59 - 1.72	3,200	0.47
J94026	5/8 - 11	1.75	1.31 - 1.44	2.56	4-14/25 - 4-47/50	1.59 - 1.72	4,000	1.00
J94027	3/4 - 10	2.00	1.44 - 1.56	2.81	5 - 5-1/2	1.72 - 1.91	5,000	1.00
J94028	7/8 - 9	2.25	1.56 - 1.69	3.19	5-3/4 - 6-4/21	2.03 - 2.22	7,000	1.63
J94029	1 - 8	2.50	1.69 - 1.81	3.56	6 - 6-22/25	2.22 - 2.41	9,000	2.22
J94030	1-1/8 - 7	2.75	1.94 - 2.06	4.06	7-11/25 - 7-3/4	2.59 - 2.78	12,000	3.40
J94031	1-1/4 - 7	3.00	2.12 - 2.25	4.44	8-9/17 - 8-11/25	3.03 - 2.84	15,000	4.44
J94032	1-1/2 - 6	3.50	2.44 - 2.56	5.19	9-9/41 - 9-18/25	3.19 - 3.44	21,000	7.36
J94033	1-3/4 - 5	3.75	2.75 - 3.00	6.00	10-1/2 - 11-3/25	3.88 - 4.12	28,000	11.35

B18.15

AVIATION SNIPS

- › Available in straight, left, or right models.
- › Compound leverage multiplies handle pressure and increases control for intricate cutting.
- › Serrated blades for maximum grip of the material being cut.
- › Color coded vinyl grips.



Product #	Cuts	Handle Color	Blade Length (in)	Overall Length (in)	Weight (lbs)
J303L	Left	Red	1-3/8	10	0.94
J303R	Right	Green	1-3/8	10	0.94
J303S	Straight	Yellow	1-3/8	10	0.94

ASME B107.16M

AVIATION SNIPS - OFFSET

- › Available in left or right models.
- › Compound leverage multiplies handle pressure and increases control.
- › Offset handle keeps hands above working area for cutting ease and comfort.
- › Serrated blades for maximum grip of the material being cut.



Product #	Cuts	Handle Color	Blade Length (in)	Overall Length (in)	Weight (lbs)
J303LS	Left	Red	1-1/4	10	1.00
J303RS	Right	Green	1-1/4	10	1.00

ASME B107.16M

CIRCULAR CUTTING DUCKBILL SNIPS

- › Duckbill snips are designed for circle and odd shaped radius cutting.
- › Plastisol grips for added comfort.

Product #	Blade Length (in)	Overall Length (in)	Weight (lbs)
J307	1-1/2	7	0.45
J310	2	10	0.95
J312	2-3/4	12-3/4	1.61



HEAVY-DUTY SNIPS

- › Designed for making straight and moderately irregular cuts.
- › Plastisol grips for added comfort.
- › J334 cuts up to 18 gauge CR steel and 22 gauge SS.

Product #	Description	Blade Length (in)	Overall Length (in)	Weight (lbs)
J334	Combination Snips	3-7/8	14	3.02
J336	Bulldog Tinner Snips	2-1/2	16	3.63

ASME B107.16M



STRAIGHT CUTTING SNIPS

- › Designed for all straight cutting including inside and outside corners.
- › Plastisol grips for added comfort.

Product #	Blade Length (in)	Overall Length (in)	Weight (lbs)
J317	1-1/2	7	0.48
J320	2	10	0.93
J322	2-3/4	12-3/4	1.64





MINIATURE SNIPS

- › Improved shearing action.
- › Increased length of cut from 1-1/8" to 2".
- › Increased jaw opening.
- › Serrated bottom blade to grip material.
- › Ergonomic handle design.
- › Cuts up to 26 gauge cold-roll sheet metal.
- › Copper wire up to 18 AWG.
- › Soft steel wire up to 22 AWG.



Product #	Blade Length (in)	1.0276 in	Weight (lbs)
J308	1-1/8	6-1/2	0.33



MULTI-PURPOSE TOOL - NEEDLE NOSE

- › 15 functions including pliers with wire cutter, cross cut saw, taper grind blade, sheepfoot blade, can & bottle opener, ruler, and screwdriver bits provide versatility.
- › Locking handle securely positions and safely locks each blade or implement for safety.
- › Stainless steel construction for heavy-duty use and long life.
- › Nylon belt pouch for convenient storage.
- › Wide handle design for added comfort.



Product #	Overall Length (in)	Weight (lbs)
J18576	6	0.65



MULTI-PURPOSE TOOL - BLUNT NOSE

- › 15 functions including pliers with wire cutter, cross cut saw, taper grind blade, sheepfoot blade, can & bottle opener, ruler, and screwdriver bits provide versatility.
- › Locking handle securely positions and safely locks each blade or implement for safety.
- › Stainless steel construction for heavy-duty use and long life.
- › Nylon belt pouch for convenient storage.
- › Wide handle design for added comfort.



Product #	Overall Length (in)	Weight (lbs)
J18575	5-5/8	0.56



LOCKBACK KNIVES

- › 420 grade high carbon stainless steel blade.
- › Hardwood handle with heavy-duty lock springs.
- › Solid one piece brass bolster and liner provide additional strength.
- › Blade locks in open position to guard against accidental closing.
- › J18545 includes a leather sheath.



Product #	Blade Length (in)	Closed Position Length (in)	Open Position Length (in)	Weight (lbs)
J18543	2-1/4	3	5-1/4	0.16
J18545	3-3/4	4-7/8	8-3/4	0.57
J18545B	3-3/4	4-7/8	8-3/4	0.57



ELECTRICIAN'S KNIFE WITH STRIPPING BLADE

- › Spear blade.
- › Self-locking combination screwdriver, insulation cutter and wire scraper blade.



Product #	Stripping Blade	Blade Length (in)	Closed Position Length (in)	Open Position Length (in)	Weight (lbs)
J18535	Yes	3	3-3/4	7	0.32
J18500	No	3	3-3/4	7	0.24



PRUNING KNIFE

- › Curved blade for precision cutting and stripping.



Product #	Blade Length (in)	Closed Position Length (in)	Open Position Length (in)	Weight (lbs)
J18505	4	4-3/4	9	0.26



CONTENTS

COMPO-CAST® HAMMERS	712-713
SOFT FACE HAMMERS	714-715
BALL PEIN HAMMERS.	716-717
HARD FACE HAMMERS	718-719
PUNCH & CHISEL	
COMBINATION SETS	722
COLD CHISELS & SETS	723-725
CHISELS & HOLDER	725
PUNCHES & SETS.	726-731
BRASS CHISELS & PUNCHES	732-733
PRY BARS	734-736
PICKS	737
CARBON SCRAPERS	738

STRIKING, PRYING & SCRAPING



HAMMERS & CHISELS

S2 STEEL

Specifically designed for tools that take a repetitive pounding, S2 steel is a shock-resistant steel alloy that remains flexible even in a hardened condition in both low and high temperatures.


Chisels and punches made from S2 steel maintain their edges and resist bending or twisting from high impact use when compared to tools made from lower grade steels.

PIN & DRIFT PUNCHES (Pg. 726)

CHISELS (Pg. 723)

PUNCHES (Pg. 731)


BRASS CHISELS & PUNCHES (Pg. 732)



PRY BARS
(Pg. 734)



PICKS
(Pg. 737)



SCRAPERS
(Pg. 738)



**ANTI-VIBE®
BALL PEIN HAMMERS**
(Pg. 716)



**SOFT FACE HAMMER WITH
REMOVABLE TIPS.**

**UP TO 7 DIFFERENT HARDNESSES
4 DIFFERENT SIZES.**

(Pg. 715)



**DUAL-FACED
COMPO-CAST® HAMMERS**
(Pg. 713)



BRASS HAMMERS (Pg. 719)



**SLEDGE HAMMERS -
DOUBLE FACED**
(Pg. 719)



**CROSS PEIN
HAMMERS**
(Pg. 718)



**RUBBER
MALLETS**
(Pg. 718)



**TWO FACED
HAMMERS**
(Pg. 718)



**SOFT FACE
HAMMERS**
(Pg. 714)



DEAD BLOW COMPO-CAST® COMBO FACE HAMMERS

- › Top welded handle-to-head assembly adds extra durability and safety.
- › Hot urethane Uni-Cast construction outlasts all other soft face striking tools. Urethane composition provides shape-retaining faces even after repeated striking on hard surfaces and sharp edges.
- › Handle is reinforced with solid steel shaft for greater strength safety.
- › Top of head molded with a flat surface.
- › Dual head design (Standard Dead Blow and Slim-line heads).
- › Comfortable dual molded grip.



Top of head molded with flat surface.



Dual head design (standard dead blow and slim-line heads).



Double flange butt handle.



Product #	Head Weight (oz)	Face Dia. (in) (D)	Head Length (in) (H)	Overall Length (in) (L)	Weight (lbs)
J57-530	15	1" x 1-1/4"	3-3/4	10-2/5	0.90
J57-531	21	1-1/4" x 1-35/64"	4-1/2	11-13/20	1.40
J57-532	28	1-11/32" x 1-45/64"	5-7/50	13-1/4	1.80
J57-533	48	1-45/64" x 2-3/32"	5-4/5	14-1/4	2.95
J57-534	56	1-61/64" x 2-13/32"	6-1/5	15-19/20	3.70

ASME B107.54 



DUAL-FACE COMPO-CAST® HAMMERS

- ▶ Top welded handle-to-head assembly helps add extra durability and safety.
- ▶ Hot urethane Uni-Cast construction outlasts all other soft face striking tools. Urethane composition helps provide shape-retaining faces even after repeated striking on hard surfaces and sharp edges.
- ▶ Handle is reinforced with solid steel shaft for strength and safety.
- ▶ Top of head molded with a flat surface, leaving handle out of dirt and grime.
- ▶ Comfortable dual molded grip.
- ▶ Available in Brass & Steel with an opposing Standard Dead Blow Face.



COMPO-CAST® HAMMERS

Product #	Tip Finish	Head Weight (oz)	Face Dia. (in) (D)	Head Length (in) (H)	Overall Length (in) (L)	Weight (lbs)
J24DFB	Brass	24	1-1/4 x 1-45/64	4-5/16	13	1.75
J24DFS	Steel	24	1-1/4 x 1-45/64	4-5/16	13	1.81



DUAL FACE COMPO-CAST® HAMMERS

Hardened steel head sits opposite Compo-cast® soft-face head for when both are needed.


Brass head is recommended for surfaces that might mar or scratch, or with other brass tools, like punches.

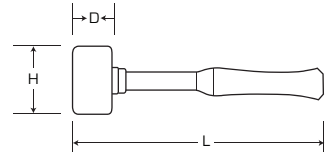


SOFT FACE HAMMER - MEDIUM/TOUGH TIPS

- ▶ Two mar-resistant plastic tips, one medium, and one tough.
- ▶ Tips are screw-on and replaced easily.
- ▶ Fiberglass handle with ergonomic, non-slip grip.

Product #	Face Dia. (in) (D)	Head Length (in) (H)	Overall Length (in) (L)	Weight (lbs)
J1360	1-3/16	2-3/4	13-21/64	0.81
J1362	1-11/32	2-3/16	13-15/32	1.05
J1364	1-11/16	4-11/16	14-53/64	2.06

ASME B107.54 

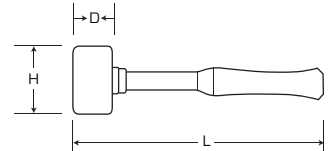


SOFT FACE HAMMER TIPS

- ▶ Tips screw on.
- ▶ Easy to replace.

Product #	Hardness	For Use On	Weight (lbs)
J1360M	Medium	J1360	0.04
J1360T	Tough	J1360	0.04
J1384M	Medium	J1362	0.05
J1384T	Tough	J1362	0.05
J1364M	Medium	J1364	0.10
J1364T	Tough	J1364	0.10

Compatible with: J1360, J1362, J1364 



SOFT FACE HAMMER - MEDIUM/HARD TIPS

- ▶ Each hammer comes with one medium and one hard tip installed.
- ▶ Fiberglass handle with ergonomic, non-slip grip.



Product #	Face Dia. (in) (D)	Head Length (in) (H)	Tip Series	Overall Length (in) (L)	Weight (lbs)
JSF105HM	1	2	SF10 Series Tips	13	0.60
JSF150HM	1-1/2	2-3/8	SF15 Series Tips	13-1/2	0.79
JSF200HM	2	2-1/2	SF20 Series Tips	14	1.43
JSF205HM	2	2-1/2	SF20 Series Tips	14	2.06

ASME B107.54 



SOFT FACE HAMMER - WITHOUT TIPS

- › Fiberglass handle with ergonomic, non-slip grip.



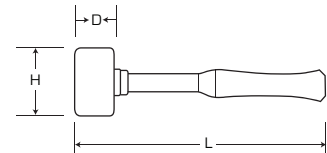
SOFT FACE HAMMERS

Product #	Face Dia. (in) (D)	Head Length (in) (H)	Tip Series	Overall Length (in) (L)	Weight
JSF100	1	2	SF10 Series Tips	12	6 oz
JSF105	1	2	SF10 Series Tips	12	9 oz
JSF150	1-1/2	2-3/8	SF15 Series Tips	13-1/2	1.00 lb
JSF155	1-1/2	2-3/8	SF15 Series Tips	13-1/2	1.25 lbs
JSF200	2	2-1/2	SF20 Series Tips	15	1.50 lbs
JSF205	2	2-1/2	SF20 Series Tips	15	2.25 lbs
JSF250	2-1/2	3-1/4	SF25 Series Tips	16-1/2	2.50 lbs



SURFACE PROTECTIVE TIPS

- › Proto® threaded tips are available in seven different hardnesses for each size tip, from super soft to extra hard. They fit universal hammers and offer the following features:
- › Resistant to oil, gasoline, and common industrial chemicals.
- › Helps eliminate sting, vibration, and rebound.
- › Non-combustible.
- › Color coded for degree of hardness for easy identification.



Product #	Face Dia. (in)	Hardness	Color	Weight (lbs)
JSF10S	1	Soft	Brown	0.05
JSF10M	1	Medium	Red	0.09
JSF10T	1	Tough	Green	0.05
JSF10MH	1	Medium Hard	Cream	0.05
JSF10H	1	Hard	Black	0.04
JSF10XH	1	Extra Hard	Yellow	0.04
JSF15SS	1-1/2	Super Soft	Grey	0.09
JSF15S	1-1/2	Soft	Brown	0.10
JSF15M	1-1/2	Medium	Red	0.10
JSF15T	1-1/2	Tough	Green	0.10
JSF15MH	1-1/2	Medium Hard	Cream	0.08
JSF15H	1-1/2	Hard	Black	0.09
JSF15XH	1-1/2	Extra Hard	Yellow	0.80
JSF20S	2	Soft	Brown	0.20
JSF20M	2	Medium	Red	0.21
JSF20T	2	Tough	Green	0.22
JSF20MH	2	Medium Hard	Cream	0.20
JSF20H	2	Hard	Black	0.23
JSF20XH	2	Extra Hard	Yellow	0.20
JSF25M	2-1/2	Medium	Red	0.42
JSF25T	2-1/2	Tough	Green	0.38
JSF25MH	2-1/2	Medium Hard	Cream	0.39
JSF25H	2-1/2	Hard	Black	0.36
JSF25XH	2-1/2	Extra Hard	Yellow	0.37



Compatible with JSF Series of hammers 

Anti-Vibe® handle with slip-resistant grip.

Flat surface to stand hammer.

Available in 8 head weights.



4 PIECE ANTI-VIBE® BALL PEIN HAMMER SET

Product #: J1304AVPS

Contents	Description	Head Weight (oz)	Weight (lbs)
J1308AVP	Hammer, Ball Pein, Anti-Vibe® 8	8	1.20
J1312AVP	Hammer, Ball Pein, Anti-Vibe® 12	12	1.50
J1316AVP	Hammer, Ball Pein, Anti-Vibe® 16	16	1.95
J1324AVP	Hammer, Ball Pein, Anti-Vibe® 24	24	2.50

Weight (lbs): 7.60



3 PIECE ANTI-VIBE® BALL PEIN HAMMER SET

Product #: J1303AVPS

Contents	Description	Head Weight (oz)	Weight (lbs)
J1332AVP	Hammer, Ball Pein, Anti-Vibe® 32	32	3.25
J1340AVP	Hammer, Ball Pein, Anti-Vibe® 40	40	4.25
J1348AVP	Hammer, Ball Pein, Anti-Vibe® 48	48	5.10

Weight (lbs): 13.10





ANTI-VIBE® BALL PEIN HAMMERS

- ▶ Patented Anti-Vibe® technology delivers greater vibration dampening effect than traditional one-piece steel hammer.
- ▶ Molded, textured rubber grip provides a slip-resistant grip and increased control.
- ▶ Rim tempered striking surface adds extra durability and safety.



Product #	Head Weight (oz)	Head Length (in) (H)	Overall Length (in) (L)	Weight (lbs)
J1304AVP	4	2-15/32	10	0.90
J1308AVP	8	3-1/8	11	1.20
J1312AVP	12	3-31/64	12-1/8	1.50
J1316AVP	16	3-59/64	12-7/8	1.95
J1324AVP	24	4-21/64	13-25/32	2.50
J1332AVP	32	4-39/64	14-3/4	3.25
J1340AVP	40	5-25/64	15-15/64	4.25
J1348AVP	48	5-47/64	15-3/4	5.10

BALL PEIN HAMMERS

BALL PEIN HAMMERS - INDUSTRIAL WOOD HANDLE

- ▶ Tough drop-forged head with Rim-Tempered™ hardened face and pein.
- ▶ Face, chamfer, cheeks and pein are polished and have a protective coating of clear lacquer.
- ▶ Hardwood handles have contoured shape with red lacquer grip.



Product #	Head Weight (oz)	Overall Length (in) (L)	Weight (lbs)
J1304PD	4	11	0.45
J1308PD	8	12	0.83
J1312PD	12	13	1.14
J1316PD	16	14-1/2	1.45
J1324PD	24	15	2.00
J1332PD	32	15-7/8	2.42
J1340PD	40	16-3/8	2.84

ASME B107.53M

BALL PEIN HAMMERS - INDUSTRIAL FIBERGLASS HANDLE

- ▶ Well-balanced professional hammer with hardened drop-forged head bonded to strong, lightweight fiberglass handle. Exclusive Rim-Tempered™ process minimizes chipping from off-center strikes.
- ▶ Molded jacket over the fiberglass handle provides maximum overstrike protection.




Product #	Head Weight (oz)	Overall Length (in) (L)	Weight (lbs)
J1312PGD	12	13	1.31
J1316PGD	16	13	1.54
J1324PGD	24	14-3/16	2.18
J1332PGD	32	15-1/4	2.62

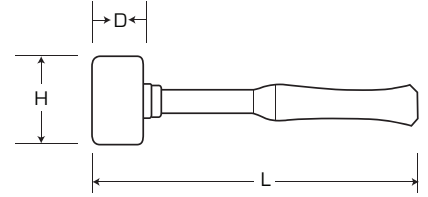
ASME B107.53M

RUBBER MALLET

- › Soft but tough, flake-resistant Neoprene head prevents damage.
- › Hickory handle.

Product #	Face Dia. (in) (D)	Head Length (in) (H)	Overall Length (in) (L)	Weight (lbs)
J1368	2-1/4	4	13-1/2	1.43


ASME B107.54 



TWO-WAY HAMMER

- › Has a combined forged steel and replaceable rubber head.
- › Hickory handle.



Product #	Face Dia. (in) (D)	Head Length (in) (H)	Overall Length (in) (L)	Weight (lbs)	Replacement Tip
J1448A	2-1/16 x 1-1/2	5-1/2	16	2.50	J1448A-TIP 

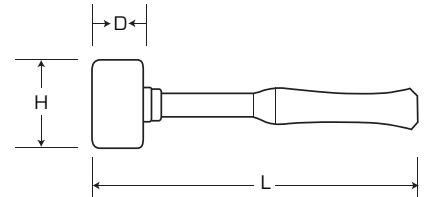
DEAD BLOW HAMMERS

- › Spark-resistant for safe use near combustible materials.
- › Head contains steel shot to help prevent rebound and vibration.
- › Fiberglass handle.



Product #	Head Weight (lbs)	Face Dia. (in) (D)	Head Length (in) (H)	Overall Length (in) (L)	Weight (lbs)
J1429DB	1	1-5/8	4	11-59/64	1.25
J1430DB	2	2	4-3/8	12-11/16	1.65
J1432DB	3	2-1/2	4-5/8	14	2.60
J1431DB	4	2-7/8	5	14-9/64	3.09

ASME B107.54 




CROSS PEIN HAMMERS

- › For use with unhardened metals.
- › Pein is designed for shaping and bending metals.
- › Strong fiberglass handle with slip-resistant cushion grip.



Product #	Head Weight (lbs)	Face Dia. (in) (D)	Head Length (in) (H)	Overall Length (in) (L)	Weight (lbs)
J1441G	4	1-15/16	5-35/64	15-15/16	4.45

ASME B107.54M 



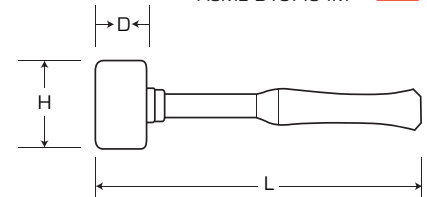
HAND DRILLING HAMMERS

- Well-balanced, drop-forged steel head with a hardened face.
- Designed for use with chisels, punches, star drills, and hardened nails.
- Fiberglass handle with ergonomic, non-slip grip.



Product #	Head Weight (lbs)	Face Dia. (in) (D)	Head Length (in) (H)	Overall Length (in) (L)	Weight (lbs)
J1442G	2	1-3/8	4-1/8	11-3/8	2.72
J1443G	3	1-5/8	4-3/8	11-5/8	3.70
J1444G	4	1-15/16	4-3/4	11-15/16	4.32

ASME B107.54M



SLEDGE HAMMERS - DOUBLE FACED

- Designed for striking metal, concrete, and stone.
- Strong fiberglass handle with slip-resistant cushion grip.



Product #	Head Weight (lbs)	Face Dia. (in) (D)	Head Length (in) (H)	Overall Length (in) (L)	Weight (lbs)
J1433G	2.5	1-11/16	3	15-11/16	3.28
J1434G	3	1-7/8	4-1/2	15-7/8	3.94
J1435G	4	2	5	16	4.84
J1436G	6	2-1/4	5-3/4	34-1/4	8.05
J1437G	8	2-3/8	6-1/2	34-3/8	10.14
J1438G	10	2-1/2	7-1/2	34-1/2	12.36
J1439G	12	2-3/4	7-3/8	34-3/4	14.50

ASME B107.54M

3 PIECE BRASS HAMMER SET

Product #: J14300S

Contents	Description	Head Weight (lbs)	Weight (lbs)
J1430G	Hammer, Brass 1.5 lbs	1.5	2.09
J1431G	Hammer, Brass 3.8 lbs	3.8	3.45
J1432G	Hammer, Brass 2.6 lbs	2.6	4.38

Weight (lbs): 9.92



BRASS HAMMERS

- Mar-resistant soft brass head helps absorb impact and helps reduce work damage.
- Spark-resistant for safe use near combustible materials.
- Fiberglass handle with ergonomic, non-slip grip.

PROP 65 WARNING: Handling the brass material on this product exposes you to lead, a chemical known to the State of California to cause cancer and birth defects or other reproductive harm. Wash hands after use.



Product #	Head Weight (lbs)	Face Dia. (in) (D)	Head Length (in) (H)	Overall Length (in) (L)	Weight (lbs)
J1430G	1.5	1-1/2	3-1/2	13-1/2	2.09
J1432G	2.6	1-3/4	3-1/2	13-3/4	3.45
J1431G	3.8	2	3-5/8	14-3/4	4.38



GUIDE TO CHISELS AND PUNCHES



COLD CHISEL

Precision cutting tool for metals and other material. The chisel is tempered on the cutting edge for extra hardness and long life, but softer on the striking end to handle blows better. The striking end is also tapered to resist mushrooming, and the barrel is hexagonal so it won't roll away when set down.



SUPER DUTY COLD CHISEL

Larger and stronger than the standard cold chisel. The blades are wider, the striking end is reinforced to handle greater blows, and the barrel is thicker. The barrel is also knurled for a better grip by finger or tool.



CAPE CHISEL

Cuts paths into metal, especially deep grooves and square-bottomed channels. The cutting edge is wider than the body of the blade so the chisel won't bind as the cut gets deeper. They have the ability to concentrate a lot of cutting force into a very small area, and it is more precise than a cold chisel.



DIAMOND POINT CHISEL

Cutting edge ground to a fine point. Cold Chisels are ground on both sides for an even edge, but Diamond Points are ground on one side to cut a point, not an edge. They are better at grooving and cleaning than cutting.



BRASS COLD CHISELS

BRASS DRIFT PUNCHES

BRASS SOLID PUNCHES

BRASS LINE-UP PUNCHES

BRASS PIN PUNCHES

GENTLE AND SPARK-RESISTANT

Brass is a softer metal, so brass punches are preferred if the part will shatter if struck with steel, or when marring or scratching is an issue.



PUNCHES THAT DENT

These punches create an impression in order to center a drill or to mark out patterns from design sheet or a prior piece to blank metal. They can also be used to break small objects free.

CENTER PUNCHES create a broad dent.

STARTING PUNCHES have no points.

PRICK PUNCHES create a fine dot.



PUNCHES THAT TAP

Slender straight shanks and a flat tip allow these punches to drive pins in or out. A Starting Punch will break the pin free, then the Drive Pin Punch removes the pin from the hole. Always use a Roll Pin Punch to remove roll pins and prevent deformation.

ROLL PIN PUNCHES have a bead at the tip.

DRIVE PIN PUNCHES have a flat tip.

SUPER-DUTY LONG DRIVE PIN PUNCHES are used on larger pins that require more force.



PUNCHES THAT ALIGN

Imagine two metal sheets with drill holes that don't align correctly. Drift Punches thread through the holes to correct their drift. Don't use Drift Punches like a real punch; they are not designed for impact.

DRIFT PUNCHES have long slender tapers.

LONG ALIGNING PUNCHES are extra long and heavy.

PUNCH & CHISEL COMBINATION SETS

- ▶ Made from S2 steel and specially heat-treated for greater strength and durability.
- ▶ Modified parabolic striking end to help reduce mushrooming and chipping.
- ▶ Black oxide finish to help prevent rust corrosion; extending tool life and performance.
- ▶ A polished identification panel on one of the flats is marked with the tool number and size in a black inlay.
- ▶ Set offers a wide range of sizes to handle a variety of jobs.
- ▶ Includes a pouch for convenient storage solution.

J46S2



Contents	Description	J46S2	J2S2	J3S2	Tip Width (in) (A)	Shank Width (in) (B)	Overall Length (in) (L)
		26 Piece	12 Piece	5 Piece			
J725/16S2	Chisel, Cape 7/32"		•		5/16	5/16	5-1/8
J765/16S2	Chisel, Diamond Point 3/16"		•		3/16	5/16	5
J86A3/16S2	Chisel, Cold 1/4"	•			1/4	3/16	4-7/8
J86A5/16S2	Chisel, Cold 3/8"	•			3/8	5/16	5-3/8
J86A1/4S2	Chisel, Cold 5/16"	•	•		5/16	1/4	5-1/8
J86A3/8S2	Chisel, Cold 7/16"		•		7/16	3/8	5-9/16
J86A7/16S2	Chisel, Cold 1/2"	•	•		1/2	7/16	6
J86A1/2S2	Chisel, Cold 5/8"	•		•	5/8	1/2	6-3/4
J86A5/8S2	Chisel, Cold 3/4"	•			3/4	5/8	6-7/8
J86A3/4X8S2	Chisel, Cold 7/8"	•			7/8	3/4	8
J86A7/8X8S2	Chisel, Cold 1"	•			1	7/8	8
J86A1X8S2	Chisel, Cold 1-3/16"	•			1-3/16	1	8-1/4
J413/8S2	Punch, Center 3/8"	•	•	•	-	3/8	4-7/8
J411/2S2	Punch, Center 1/2"	•			-	1/2	5-5/8
J445/16S2	Punch, Prick 5/16"	•			-	5/16	5
J471/4X3/32	Punch, Pin 3/32"	•	•		3/32	1/4	4-3/4
J475/16X1/8	Punch, Pin 1/8"	•	•	•	1/8	5/16	5-3/16
J475/16X5/32	Punch, Pin 5/32"	•			5/32	5/16	5-9/16
J473/8X3/16	Punch, Pin 3/16"	•	•	•	3/16	3/8	5-7/8
J477/16X7/32	Punch, Pin 7/32"	•			7/32	3/8	6-3/8
J471/2X1/4	Punch, Pin 1/4"	•			1/4	3/8	6-3/4
J503/16S2	Punch, Starting 1/16"		•		1/16	1/4	4-1/8
J501/4S2	Punch, Starting 3/32"	•			3/32	1/4	5
J505/16S2	Punch, Starting 1/8"	•	•	•	1/8	5/16	5-1/8
J503/8S2	Punch, Starting 3/16"	•	•		3/16	3/8	5-5/8
J507/16S2	Punch, Starting 7/32"	•			7/32	7/16	6
J501/2S2	Punch, Starting 1/4"	•			1/4	1/2	6-1/2
J965/16S2	Punch, Drift 1/8"	•			1/8	5/16	10
J963/8S2	Punch, Drift 3/16"	•			3/16	3/8	10
J961/2S2	Punch, Drift 1/4"	•			1/4	1/2	10
J25TR15C	Tool Roll, 5 Pockets			•			
J25TR02C	Tool Roll, 12 Pockets		•				
J25TR21C	Tool Roll, 26 Pockets	•					

Weight (lbs): 8.91 1.80 1.04





7 PIECE COLD CHISEL SET

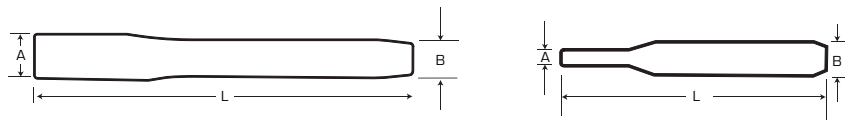
Product #: **J86BS2**

- › Made from S2 steel and specially heat-treated for greater strength and durability.
- › Modified parabolic striking end to help reduce mushrooming and chipping.
- › Hand-ground cutting edge to the exact angle for cutting through tough metals.
- › Black oxide finish to help prevent rust corrosion; extending tool life and performance.
- › A polished identification panel on one of the flats is marked with the tool number and size in a black inlay.
- › Set offers a wide range of sizes to handle a variety of jobs.
- › Includes a pouch for convenient storage solution.



Contents	Description	Tip Width (in) (A)	Shank Width (in) (B)	Overall Length (in) (L)
J86A1/4S2	Chisel, Cold 5/16"	5/16	1/4	5-1/8
J86A5/16S2	Chisel, Cold 3/8"	3/8	5/16	5-3/8
J86A3/8S2	Chisel, Cold 7/16"	7/16	3/8	5-9/16
J86A7/16S2	Chisel, Cold 1/2"	1/2	7/16	6
J86A1/2S2	Chisel, Cold 5/8"	5/8	1/2	6-3/4
J86A5/8S2	Chisel, Cold 3/4"	3/4	5/8	6-7/8
J86A3/4X8S2	Chisel, Cold 7/8"	7/8	3/4	8
J25TR23C	Tool Roll, 7 Pockets			

Weight (lbs): 2.75



5 PIECE COLD CHISEL SET

Product #: **J86CS2**

- › Made from S2 steel and specially heat-treated for greater strength and durability.
- › Modified parabolic striking end to help reduce mushrooming and chipping.
- › Hand-ground cutting edge to the exact angle for cutting through tough metals.
- › Black oxide finish to help prevent rust corrosion; extending tool life and performance.
- › A polished identification panel on one of the flats is marked with the tool number and size in a black inlay.
- › Set offers a wide range of sizes to handle a variety of jobs.
- › Includes a pouch for convenient storage solution.



Contents	Description	Tip Width (in) (A)	Shank Width (in) (B)	Overall Length (in) (L)
J86A1/4S2	Chisel, Cold 5/16"	5/16	1/4	5-1/8
J86A5/16S2	Chisel, Cold 3/8"	3/8	5/16	5-3/8
J86A3/8S2	Chisel, Cold 7/16"	7/16	3/8	5-9/16
J86A7/16S2	Chisel, Cold 1/2"	1/2	7/16	6
J86A1/2S2	Chisel, Cold 5/8"	5/8	1/2	6-3/4
J25TR15C	Tool Roll, 5 Pockets			

Weight (lbs): 1.17



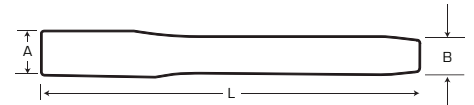
COLD CHISELS

- › Made from S2 steel and specially heat-treated for greater strength and durability.
- › Hand ground cutting edge to the exact angle for cutting through tough metals.
- › Modified parabolic striking end to help reduce mushrooming and chipping.
- › Black oxide finish to help prevent rust corrosion; extending tool life and performance.
- › A polished identification panel on one of the flats is marked with the tool number and size in a black inlay.



Product #	Tip Width (in) (A)	Shank Width (in) (B)	Overall Length (in) (L)	Weight (lbs)
J86A3/16S2	1/4	3/16	4-7/8	0.04
J86A1/4S2	5/16	1/4	5-1/8	0.07
J86A5/16S2	3/8	5/16	5-3/8	0.12
J86A3/8S2	7/16	3/8	5-9/16	0.17
J86A7/16S2	1/2	7/16	6	0.25
J86A7/16X12S2	1/2	7/16	12	0.51
J86A1/2S2	5/8	1/2	6-3/4	0.37
J86A1/2X12S2	5/8	1/2	12	0.68
J86A5/8S2	3/4	5/8	6-7/8	0.54
J86A5/8X12S2	3/4	5/8	12	1.03
J86A3/4X8S2	7/8	3/4	8	0.89
J86A3/4X12S2	7/8	3/4	12	1.40
J86A7/8X18S2	1	7/8	18	2.42
J86A7/8X8S2	1	7/8	8	1.13
J86A7/8X12S2	1	3/4	12	1.54
J86A1X8S2	1-3/16	1	8-1/4	1.56

ASME B107.47M 



5 PIECE SUPER-DUTY CHISELS SET

Product #: **J86000**

- › Made from S2 steel and specially heat-treated for greater strength and durability.
- › 20% Larger striking surface than standard chisels directs the power to the cutting edge.
- › Longer shank features a knurl for better grip and easy positioning.
- › Hand ground cutting edge to the exact angle for cutting through tough metals.
- › Black oxide finish to help prevent rust corrosion; extending tool life and performance.
- › A polished identification panel on one of the flats is marked with the tool number and size in black inlay.
- › Set offers a wide range of sizes to handle a variety of jobs.
- › Includes a pouch for convenient storage solution.



Contents	Description	Tip Width (in) (A)	Shank Width (in) (B)	Overall Length (in) (L)
J86038	Chisel, Cold Super Duty 3/8"	3/8	5/16	6
J86012	Chisel, Cold Super Duty 1/2"	1/2	7/16	6-13/16
J86058	Chisel, Cold Super Duty 5/8"	5/8	1/2	7-5/8
J86034	Chisel, Cold Super Duty 3/4"	3/4	5/8	8-7/16
J86078	Chisel, Cold Super Duty 7/8"	7/8	3/4	9-1/4
J25TR06C	Tool Roll, 5 Pocket			

Weight (lbs): 2.84





SUPER-DUTY COLD CHISELS

- › 20% larger striking surface than standard chisels directs the power to the cutting edge.
- › Longer shank features a knurl for better grip and easy positioning.
- › Black oxide finish to help prevent rust corrosion; extending tool life and performance.

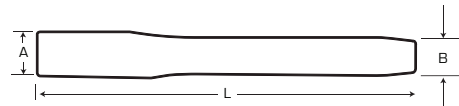


Product #	Tip Width (in) (A)	Shank Width (in) (B)	Overall Length (in) (L)	Weight (lbs)
J86038	3/8	5/16	6	0.13
J86012	1/2	7/16	6-13/16	0.26
J86058	5/8	1/2	7-5/8	0.44
J86034	3/4	5/8	8-7/16	0.75
J86078	7/8	3/4	9-1/4	1.09
J86001	1	7/8	10-1/16	1.46

ASME B107.47M

CAPE CHISELS

- › Made from S2 steel and specially heat-treated for greater strength and durability.
- › Hand ground cutting edge to the exact angle for cutting through tough metals.
- › Modified parabolic striking end to help reduce mushrooming and chipping.
- › Black oxide finish to help prevent rust corrosion; extending tool life and performance.
- › A polished identification panel on one of the flats is marked with the tool number and size in a black inlay.



Product #	Tip Width (in) (A)	Shank Width (in) (B)	Overall Length (in) (L)	Weight (lbs)
J721/4S2	3/16	1/4	4-5/8	0.06
J725/16S2	5/16	5/16	5-1/8	0.10
J723/8S2	1/4	3/8	5-1/2	0.16

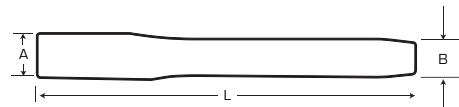
ASME B107.47M



PUNCH & CHISEL HOLDER

- › Holds punches and chisels up to 1" in diameter reducing the risk of injury.
- › Nylon insert absorbs shock.
- › Large four-sided handle.

Product #	Overall Length (in)	Weight (lbs)
J2108	8	0.60



DIAMOND POINT CHISELS

- › Hand ground cutting edge to the exact angle for cutting through tough metals.

Product #	Tip Width (in) (A)	Shank Width (in) (B)	Overall Length (in) (L)	Weight (lbs)
J761/4S2	5/32	1/4	4-1/2	0.06
J765/16S2	3/16	5/16	5	0.10
J763/8S2	1/4	3/8	5-5/8	0.16
J761/2S2	5/16	1/2	6	0.30
J765/8S2	3/8	5/8	6-1/2	0.44

ASME B107.47M



THE RIGHT STEEL FOR CHISELS AND PUNCHES



S2 STEEL

Specifically designed for tools that take a repetitive pounding, S2 steel is a shock-resistant steel alloy that remains flexible even in a hardened condition in both low and high temperatures. Not just any steel, this alloy has specific additions for a stronger tool:

- › Vanadium adds increased hardness and wear resistance.
- › Manganese reduces brittleness.
- › A low carbon content provides toughness.
- › Carbide-forming alloys give it abrasion resistance.

As a result, chisels and punches made from S2 steel maintain their edges and resist bending or twisting from high impact use when compared to tools made from lower grade steels.


5 PIECE LONG DRIVE PIN PUNCH SET

Product #: **J48005LS2**



Contents	Description	Tip Width (in) (A)	Shank Width (in) (B)	Overall Length (in) (L)
J48532LS2	Punch, Pin Super Duty Long 5/32"	5/32	3/8	8
J48316LS2	Punch, Pin Super Duty Long 3/16"	3/16	3/8	8
J48732LS2	Punch, Pin Super Duty Long 7/32"	7/32	7/16	8
J48014LS2	Punch, Pin Super Duty Long 1/4"	1/4	1/2	8
J48516LS2	Punch, Pin Super Duty Long 5/16"	5/16	1/2	8
J25TR30C	Tool Roll, 5 Pockets			

Weight (lbs): 0.90

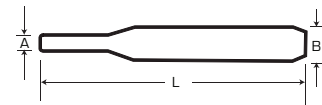
ASME B107.48 

SUPER-DUTY LONG DRIVE PIN PUNCHES

- › Reverse taper to help prevent binding.

Product #	Tip Width (in) (A)	Shank Width (in) (B)	Overall Length (in) (L)	Weight (lbs)
J48532LS2	5/32	3/8	8	0.14
J48316LS2	3/16	3/8	8	0.15
J48732LS2	7/32	7/16	8	0.20
J48014LS2	1/4	1/2	8	0.30
J48516LS2	5/16	1/2	8	0.41

ASME B107.48 





7 PIECE PIN PUNCH SET

Product #: **J47A**

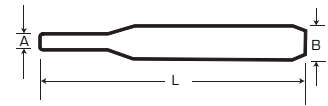


PIN PUNCHES

Contents	Description	Tip Width (in) (A)	Shank Width (in) (B)	Overall Length (in) (L)
J471/4X1/16	Punch, Pin 1/16"	1/16	1/4	4-3/8
J471/4X3/32	Punch, Pin 3/32"	3/32	1/4	4-3/4
J475/16X1/8	Punch, Pin 1/8"	1/8	5/16	5-3/16
J475/16X5/32	Punch, Pin 5/32"	5/32	5/16	5-9/16
J473/8X3/16	Punch, Pin 3/16"	3/16	3/8	5-7/8
J477/16X7/32	Punch, Pin 7/32"	7/32	3/8	6-3/8
J471/2X1/4	Punch, Pin 1/4"	1/4	3/8	6-3/4
J25TR31C	Tool Roll, 7 Pockets			

Weight (lbs): 1.15

ASME B107.48 



DRIVE PIN PUNCHES

- ▶ Two-piece design allows the tip to be hard for durability while allowing it to be produced straight to help prevent binding.
- ▶ Reverse taper to help prevent binding.



Product #	Tip Width (in) (A)	Shank Width (in) (B)	Overall Length (in) (L)	Weight (lbs)
J471/4X1/16	1/16	1/4	4-3/8	0.05
J471/4X3/32	3/32	1/4	4-3/4	0.06
J475/16X1/8	1/8	5/16	5-3/16	0.09
J475/16X5/32	5/32	5/16	5-9/16	0.01
J473/8X3/16	3/16	3/8	5-7/8	0.15
J477/16X7/32	7/32	3/8	6-3/8	0.22
J471/2X1/4	1/4	3/8	6-3/4	0.29

ASME B107.48 

7 PIECE SUPER-DUTY PIN PUNCH SET

Product #: **J48007**

- › Made from S2 steel and specially heat-treated for greater strength and durability.
- › One-piece design for strength and durability.
- › Reverse taper to help prevent binding.
- › Modified parabolic striking end to help reduce mushrooming and chipping.
- › Black oxide finish to help prevent rust corrosion; extending tool life and performance.
- › A polished identification panel on one of the flats is marked with the tool number and size in a black inlay.
- › Set offers a wide range of sizes to handle a variety of jobs.
- › Includes a pouch for convenient storage solution.



Contents	Description	Tip Width (in) (A)	Shank Width (in) (B)	Overall Length (in) (L)
J48116	Punch, Pin Super Duty 1/16"	1/16	1/4	4-1/8
J48332	Punch, Pin Super Duty 3/32"	3/32	1/4	4-1/2
J48018	Punch, Pin Super Duty 1/8"	1/8	5/16	4-3/4
J48532	Punch, Pin Super Duty 5/32"	5/32	5/16	5
J48316	Punch, Pin Super Duty 3/16"	3/16	3/8	5-1/4
J48732	Punch, Pin Super Duty 7/32"	7/32	7/16	5-1/2
J48014	Punch, Pin Super Duty 1/4"	1/4	7/16	5-3/4
J25TR31C	Tool Roll, 7 Pockets			


Weight (lbs): 0.90



SUPER-DUTY DRIVE PIN PUNCHES

- › One-piece design for strength and durability.
- › Reverse taper to help prevent binding.

Product #	Tip Width (in) (A)	Shank Width (in) (B)	Overall Length (in) (L)	Weight (lbs)
J48116	1/16	1/4	4-1/8	0.05
J48332	3/32	1/4	4-1/2	0.07
J48018	1/8	5/16	4-3/4	0.09
J48532	5/32	5/16	5	0.01
J48316	3/16	3/8	5-1/4	0.15
J48732	7/32	7/16	5-1/2	0.22
J48014	1/4	7/16	5-3/4	0.29
J48516	5/16	1/2	6-1/4	0.35
J48038	3/8	5/8	6-1/2	0.53

ASME B107.48 



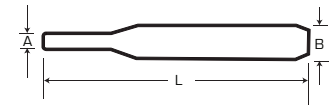


7 PIECE DRIFT PUNCH SET

Product #: **J96AS2**

Contents	Description	Tip Width (in) (A)	Shank Width (in) (B)	Overall Length (in) (L)
J961/4S2	Punch, Drift 3/32"	3/32	1/4	10
J965/16S2	Punch, Drift 1/8"	1/8	5/16	10
J963/8S2	Punch, Drift 3/16"	3/16	3/8	10
J967/16S2	Punch, Drift 7/32"	7/32	7/16	10
J961/2S2	Punch, Drift 1/4"	1/4	1/2	10
J965/8S2	Punch, Drift 5/16"	5/16	5/8	10
J963/4S2	Punch, Drift 3/8"	3/8	3/4	10
J25TR29C	Tool Roll, 7 Pockets			

Weight (lbs): 3.46



5 PIECE DRIFT PUNCH SET

Product #: **J96BS2**

Contents	Description	Tip Width (in) (A)	Shank Width (in) (B)	Overall Length (in) (L)
J965/16S2	Punch, Drift 1/8"	1/8	5/16	10
J963/8S2	Punch, Drift 3/16"	3/16	3/8	10
J961/2S2	Punch, Drift 1/4"	1/4	1/2	10
J965/8S2	Punch, Drift 5/16"	5/16	5/8	10
J967/16S2	Punch, Drift 7/32"	7/32	7/16	10
J25TR30C	Tool Roll, 5 Pockets			

Weight (lbs): 2.30



DRIFT PUNCHES

- ▶ Application: to align holes in two or more pieces of metal through which a bolt or screw is to be inserted.
- ▶ Application: for installing and removing pins and shafts.
- ▶ One-piece design for strength and durability.
- ▶ Reverse taper to help prevent binding.

Product #	Tip Width (in) (A)	Shank Width (in) (B)	Overall Length (in) (L)	Weight (lbs)
J961/4S2	3/32	1/4	10	0.12
J965/16S2	1/8	5/16	10	0.19
J963/8S2	3/16	3/8	10	0.28
J967/16S2	7/32	7/16	10	0.37
J961/2S2	1/4	1/2	10	0.49
J965/8S2	5/16	5/8	10	0.70
J963/4S2	3/8	3/4	10	1.02

ASME B107.48 



DRIFT PUNCHES



WARNING: WORK SAFELY WITH TOOLS. WEAR SAFETY GOGGLES.

7 PIECE ROLL PIN PUNCH SET

Product #: **J49007S2**



Contents	Description	Tip Width (in) (A)	Shank Width (in) (B)	Overall Length (in) (L)
J49116S2	Punch, Roll Pin 1/16"	1/16	1/4	3-3/4
J49332S2	Punch, Roll Pin 3/32"	3/32	1/4	4-1/4
J49018S2	Punch, Roll Pin 1/8"	1/8	5/16	4-3/4
J49532S2	Punch, Roll Pin 5/32"	5/32	5/16	5-1/4
J49316S2	Punch, Roll Pin 3/16"	3/16	3/8	5-7/16
J49732S2	Punch, Roll Pin 7/32"	7/32	3/8	5-7/8
J49014S2	Punch, Roll Pin 1/4"	1/4	7/16	6-7/16
J25TR31C	Tool Roll, 7 Pockets			

Weight (lbs): 0.77

ASME B107.48 



ROLL PIN PUNCHES

- › One-piece design for strength and durability.
- › Reverse taper to help prevent binding.



Product #	Tip Width (in) (A)	Shank Width (in) (B)	Overall Length (in) (L)	Weight (lbs)
J49116S2	1/16	1/4	3-3/4	0.04
J49332S2	3/32	1/4	4-1/4	0.08
J49018S2	1/8	5/16	4-3/4	0.08
J49532S2	5/32	5/16	5-1/4	0.08
J49316S2	3/16	3/8	5-7/16	0.10
J49732S2	7/32	3/8	5-7/8	0.16
J49014S2	1/4	7/16	6-7/16	0.16
J49038S2	3/8	1/2	7-1/2	0.32
J49012S2	1/2	5/8	7-1/2	0.52

ASME B107.48 



LONG ALIGNING PUNCH

- › Application: to align holes in two or more pieces of metal through which a bolt or screw is to be inserted.
- › One-piece design for strength and durability.
- › Reverse taper to help prevent binding.

Product #	Tip Width (in) (A)	Shank Width (in) (B)	Overall Length (in) (L)	Weight (lbs)
J155/8S2	3/16	5/8	16	0.90

ASME B107.48



STARTING PUNCHES

- › Similar to drift punches, but with wider points and heavier, shorter body.
- › Application: to align holes in two or more pieces of metal through which a bolt or screw is to be inserted.
- › Application: for installing and removing pins and shafts.
- › One-piece design for strength and durability.
- › Reverse taper to help prevent binding.

Product #	Tip Width (in) (A)	Shank Width (in) (B)	Overall Length (in) (L)	Weight (lbs)
J503/16S2	1/16	1/4	4-1/8	0.03
J501/4S2	3/32	1/4	5	0.06
J505/16S2	1/8	5/16	5-1/8	0.10
J503/8S2	3/16	3/8	5-5/8	0.17
J507/16S2	7/32	7/16	6	0.24
J501/2S2	1/4	1/2	6-1/2	0.33

ASME B107.410-2008



CENTER PUNCHES

- › Application: metal working layout. Provides a broad dent in marking intersecting center lines, hole locations, and pilot drill starting point.
- › One-piece design for strength and durability.

Product #	Shank Width (in) (B)	Overall Length (in) (L)	Weight (lbs)
J411/4S2	1/4	4-3/4	0.05
J415/16S2	5/16	4-5/8	0.09
J413/8S2	3/8	4-7/8	0.14
J417/16S2	7/16	5-1/4	0.19
J411/2S2	1/2	5-5/8	0.29
J415/8S2	5/8	6-1/4	0.45

ASME B107.410-2008



PRICK PUNCHES

- › Application: sheet metal work for scribing and for punching starting holes for sheet metal screws.
- › One-piece design for strength and durability.
- › Reverse taper to help prevent binding.

Product #	Shank Width (in) (B)	Overall Length (in) (L)	Weight (lbs)
J441/4S2	1/4	4-3/4	0.06
J445/16S2	5/16	5	0.09
J443/8S2	3/8	5-1/4	0.14

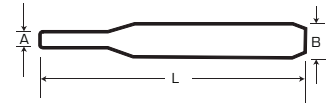
ASME B107.48



BRASS COLD CHISELS

- Modified parabolic striking end to help reduce mushrooming and chipping.

Product #	Tip Width (in) (A)	Overall Length (in) (L)	Weight (lbs)
J8638B	3/8	5-1/2	0.18
J8612B	1/2	6	0.36




3 PIECE BRASS DRIFT PUNCH SET

Product #: **J9633B**

- Includes a pouch for convenient storage solution.

Contents	Description	Tip Width (in) (A)	Overall Length (in) (L)
J9638B	Punch, Brass Drift 3/8" x 6"	3/8	6
J9612B	Punch, Brass Drift 1/2" x 7"	1/2	7
J9634B	Punch, Brass Drift 3/4" x 8"	3/4	8
J25TR53C	Tool Roll, 3 Pockets		


Weight (lbs): 1.65

ASME B107.48 



BRASS DRIFT PUNCHES

Product #	Tip Width (in) (A)	Overall Length (in) (L)	Weight (lbs)
J9638B	3/8	6	0.20
J9612B	1/2	7	0.40
J49920	1/2	7-7/8	0.46
J9634B	3/4	8	1.05
J9634HB	3/4	12	1.60

ASME B107.48 





3 PIECE BRASS HEAVY-DUTY PUNCH SET

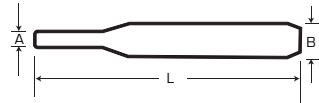
Product #: **J9633HB**

- Includes a pouch for convenient storage solution.

Contents	Description	Tip Width (in) (A)	Overall Length (in) (L)
J9638HB	Punch, Brass Line-up 3/8" x 10"	3/8	10
J96716HB	Punch, Brass Line-up 7/16" x 14"	7/16	14
J9634HB	Punch, Brass Drift 3/4" x 12"	3/4	12
J25TR54C	Tool Roll		

Weight (lbs): 4.10

ASME B107.48 



BRASS SOLID PUNCH

Product #	Tip Width (in) (A)	Overall Length (in) (L)	Weight (lbs)
J501X4B	1/4	6	0.35

ASME B107.48 



BRASS LINE-UP PUNCHES

Product #	Tip Width (in) (A)	Overall Length (in) (L)	Weight (lbs)
J9638HB	3/8	10	1.00
J96716HB	7/16	14	1.50

ASME B107.48 



BRASS PIN PUNCHES

- Modified parabolic striking end to help reduce mushrooming and chipping.

Product #	Tip Width (in) (A)	Overall Length (in) (L)	Weight (lbs)
J471X8B	1/8	4	0.10
J473X16B	3/16	4	0.10
J475X16B	5/16	4	0.18
J471X4B	1/4	4	0.18
J473X8B	3/8	6	0.31

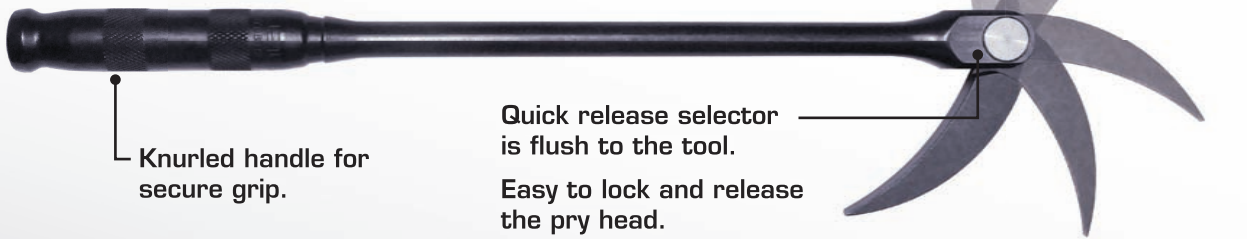
ASME B107.48 



BRASS PUNCHES

PIVOT HEAD PRY BARS

FROM ONE TO MANY IN SECONDS



3 PIECE PIVOT HEAD PRY BAR SET

Product #: **J2166S**

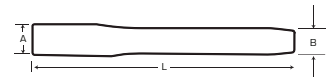
- ▶ Improved access and leverage over fixed head pry bars.



Contents	Description	Tip Width (in) (A)	Overall Length (in) (L)	Weight (lbs)	Foot Replacement #
J2162	Pry Bar, Pivot Head 8"	9/16	8	2	J2162FT
J2164	Pry Bar, Pivot Head 12"	3/4	12	4	J2162FT
J2166	Pry Bar, Pivot Head 16"	3/4	1/4	4	J2162FT

Weight (lbs): 11.00

ASME B107.52



PIVOT HEAD PRY BARS

- ▶ 11 Positions.

Product #	Tip Width (in) (A)	Overall Length (in) (L)	Weight (lbs)	Foot Replacement #
J2162	9/16	8	2	J2162FT
J2164	3/4	12	4	J2162FT
J2166	3/4	16	4	J2162FT
J2168	1	24	6	-
J2170	1	36	7	-

ASME B107.52





4 PIECE PRY & ROLLING HEAD BARS SET

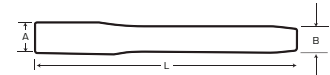
Product #: J2100

- › Set includes rolling head and aligning bars.
- › Black oxide finish to help prevent rust corrosion; extending tool life and performance.

Contents	Description	Tip Width (in) (A)	Shank Width (in) (B)	Overall Length (in) (L)
J2126	Pry Bar, Rolling Head 12"	1/2	1/2	12
J2130	Pry Bar, Rolling Head 16"	5/8	5/8	16
J2120	Pry Bar, Aligning 18"	5/8	5/8	18
J2124	Pry Bar, Aligning 24"	3/4	3/4	24

Weight (lbs): 8.50

ASME B107.52 



ROLLING HEAD PRY BARS


3 PIECE ROLLING HEAD PRY BAR SET

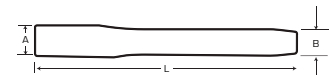
Product #: J2138

- › Pry and aligning bar with a pointed taper and 90° rolling head for leverage.
- › High alloy steel is heat treated the entire length and black oxide treated for added strength and durability.

Contents	Description	Tip Width (in) (A)	Shank Width (in) (B)	Overall Length (in) (L)
J2126	Pry Bar, Rolling Head 12"	1/2	1/2	12
J2130	Pry Bar, Rolling Head 16"	5/8	5/8	16
J2134	Pry Bar, Rolling Head 21"	7/8	3/4	21

Weight (lbs): 4.30


ASME B107.52 



ROLLING HEAD BARS

- › Application: Pry and aligning bar with a long pointed taper and 90° rolling head for leverage.

Product #	Tip Width (in) (A)	Shank Width (in) (B)	Overall Length (in) (L)	Weight (lbs)
J2126	1/2	1/2	12	1.30
J2130	5/8	5/8	16	2.40
J2134	7/8	3/4	21	2.35

ASME B107.52 

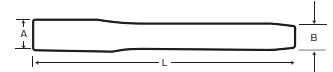


ALIGNING PRY BARS

- Application: for prying, positioning, and aligning applications.

Product #	Tip Width (in) (A)	Overall Length (in) (L)	Weight (lbs)
J2116	1/2	16	0.77
J2120	5/8	18	1.23
J2124	3/4	24	2.36
J2125	7/8	30	3.72
J2127	7/8	38	4.80
J2128	1	42	7.30
J2129	1-1/4	60	14.36

ASME B107.52 



4 PIECE LARGE HANDLE PRY BAR SET

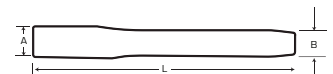
Product #: J2156S

- Impact resistant, extruded Acetate handles are four-sided with broad but shallow flutes.
- Resistant to most harsh chemicals (including hydraulic fluids used in the aerospace industry).
- Four-sided handle design helps prevent "roll away" from the work surface and is comfortable and easy to hold.
- High alloy steel shanks are heat treated their entire length and black oxide treated for added strength and durability.

Contents	Description	Tip Width (in) (A)	Overall Length (in) (L)
J2140	Pry Bar, Large Handle 14"	5/8	14-1/2
J2142	Pry Bar, Large Handle 18"	5/8	17-1/2
J2146	Pry Bar, Large Handle 28"	3/4	28
J2148	Pry Bar, Large Handle 32"	3/4	31-7/8

Weight (lbs): 5.54


ASME B107.52 



PRY BARS

- Large four-sided handle for a better grip and added comfort.

Product #	Tip Width (in) (A)	Overall Length (in) (L)	Weight (lbs)
J2140	5/8	14-1/2	0.92
J2142	5/8	17-1/2	1.08
J2150	5/8	36	4.50
J2152	5/8	42	4.75
J2146	3/4	28	1.37
J2148	3/4	31-7/8	2.17

ASME B107.52 





4 PIECE EXTRA LONG PICK SET

Product #: **J2389S**

- High alloy steel 1/4" shanks are heat treated their entire length and black oxide treated for added strength and durability.

Contents	Description	Shank Width (in)	Overall Length (in)
J2385	Pick, 45 Degree Hook Extra Long	1/4	20-5/8
J2386	Pick, Cotter Pin Puller Extra Long	1/4	20-1/2
J2387	Pick, 90 Degree Hook Extra Long	1/4	21
J2388	Pick, Curved Hook Extra Long	1/4	20-7/8
J25TR56C	Tool Roll, 4 Pockets		

Weight (lbs): 2.00

ASME B107.52



EXTRA LONG PICKS

- High alloy steel 1/4" shanks are heat treated their entire length and black oxide treated for added strength and durability.



Product #	Style	Shank Width (in) (B)	Overall Length (in) (L)	Weight (lbs)
J2385	45°	1/4	20-5/8	0.50
J2386	Cotter	1/4	20-1/2	0.50
J2387	90°	1/4	21	0.50
J2388	Curved	1/4	20-7/8	0.50

ASME B107.52

4 PIECE STANDARD PICK SET

Product #: **J2384S**

- High alloy steel 1/4" shanks are heat treated their entire length and black oxide treated for added strength and durability.

Contents	Description	Shank Width (in) (B)	Overall Length (in) (L)
J2380	Pick, 45 Degree Hook	1/4	10-7/8
J2381	Pick, Cotter Pin Puller	1/4	10-3/8
J2382	Pick, 90 Degree Hook	1/4	10-3/4
J2383	Pick, Curved Hook	1/4	10
J25TR55C	Tool Roll, 4 Pockets		

Weight (lbs): 1.00

ASME B107.52



STANDARD PICKS

- High alloy steel 1/4" shanks are heat treated their entire length and black oxide treated for added strength and durability.

Product #	Style	Shank Width (in) (B)	Overall Length (in) (L)	Weight (lbs)
J2380	45°	1/4	10-7/8	0.25
J2381	Cotter	1/4	10-3/8	0.25
J2382	90°	1/4	10-3/4	0.25
J2383	Curved	1/4	10	0.25

ASME B107.52



EXTRA LONG & STANDARD PICKS

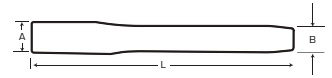
4 PIECE CARBON SCRAPER SET

Product #: **J2346S**

- High alloy steel 3/8" shanks are heat treated their entire length and black oxide treated for added strength and durability.

Contents	Description	Shank Width (in) (B)	Overall Length (in) (L)
J2340	Scraper, Carbon 1/2"	3/8	10-3/8
J2341	Scraper, Carbon 3/4"	3/8	10-3/8
J2342	Scraper, Carbon 1"	3/8	10-3/8
J2343	Scraper, Carbon 1-1/2"	3/8	10-3/8
J25TR55C	Tool Roll, 4 Pockets		

Weight (lbs): 1.85



GASKET & CARBON SCRAPERS

- High alloy steel 3/8" shanks are heat treated their entire length and black oxide treated for added strength and durability.

Product #	Shank Width (in) (B)	Blade Width (in) (A)	Overall Length (in) (L)	Weight (lbs)
J2340	3/8	1/2	10-3/8	0.45
J2341	3/8	3/4	10-3/8	0.45
J2342	3/8	1	10-3/8	0.45
J2338	5/16	1-1/16	11	0.38
J2343	3/8	1-1/2	10-3/8	0.50
J2336	3/8	1-1/2	12	0.30



CONTENTS

GENERAL PULLER SETS	740-741
PROTO-EASE™ PULLER SETS	742-746
CONE PULLERS & SETS	747-749
ADJUSTABLE & STRAIGHT JAW PULLERS	750-755
PRESS-N-PULL™ PULLERS	756-757
SLIDE HAMMER PULLERS	758-759
GEAR & BEARING SEPARATORS	760-762
STEP PLATE ADAPTERS	763
ONE PIECE JAW PULLERS	764-766
PULLER ACCESSORIES	767-772



6 TON GENERAL PULLER SET

Product #: **J4290B**

- › Makes over 20 of the most often used pullers: Internal, External, Slide Hammer, Rear Axle, Harmonic Balancer, etc.

Contents	Description	QTY
J4260R	T-Handle Slide Rod, 24" Long	1
J4260H	2-1/2 lbs Slide Hammer	1
J4250N	Reversible Adjusting Nut	1
J4250B	Two Jaw Yoke	1
J4255B	Three Jaw Yoke	1
J4205B	Slotted Crossarm, 2-Way/3-Way	1
J4056-6	Reversible Jaw, 6" Reach	3
J4056-4	Reversible Jaw, 4" Reach	3
J4056-2	Inside Jaw, 2" Reach	2
J4056PN	Jaw Pivot Pin	3
J4256S	Inside Hook Jaw	1
J4205S	Forcing Screw	1
J4022T	Standard Detachable Tip	1
J4028	Cap Screw, 3/8"-16 UNC x 3"	3
J4005C	Cap Screw, 3/8"-24 UNF x 3"	3
J4205E	Cap Screw, 3/8"-16 UNC x 4"	3
J4055H	5 lbs Slide Hammer	1
J4275R	Short Slide Rod, 12-3/4" Long	1
J4277B	Rear Axle Flange Foot	1
J4280	Set Puller Blind Bearing	1
J4331	Gear and Bearing Separator	1

Weight (lbs): 27.68



6 TON GENERAL PULLER SET

Product #: **J4289B**

- › Makes 12 of the most commonly used pullers: Internal, External and Slide hammer.

Contents	Description	QTY
J4260R	T-Handle Slide Rod, 24" Long	1
J4260H	2-1/2 lbs Slide Hammer	1
J4250N	Reversible Adjusting Nut	1
J4250B	Two Jaw Yoke	1
J4255B	Three Jaw Yoke	1
J4205B	Slotted Crossarm, 2-Way/3-Way	1
J4056-6	Reversible Jaw, 6" Reach	3
J4056-4	Reversible Jaw, 4" Reach	3
J4056-2	Inside Jaw, 2" Reach	2
J4056PN	Jaw Pivot Pin	3
J4256S	Inside Hook Jaw	1
J4205S	Forcing Screw	1
J4022T	Standard Detachable Tip	1
J4028	Cap Screw, 3/8"-16 UNC x 3"	3
J4005C	Cap Screw, 3/8"-24 UNF x 3"	3
J4205E	Cap Screw, 3/8"-16 UNC x 4"	3

Weight (lbs): 17.34





6 TON WIDE PULLER SET

Product #: J4291B

- ▶ Designed for pulling machine parts up to 8" in diameter with reach depths to over 7".
- ▶ Makes over 12 different adjustable and straight jaw pullers.

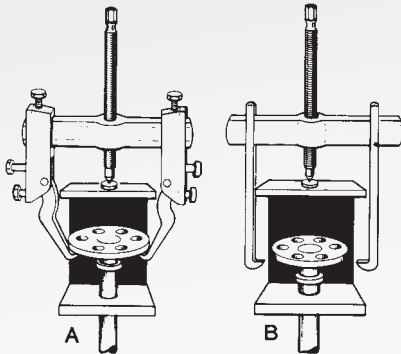
Contents	Description	Qty.
J4205S	Forcing Screw	1
J4022T	Standard Detachable Tip	1
J4208CA	2-Way/3-Way Crossarm, 7" Long	1
J4027	Narrow Jaw	3
J4026A	Dual-Reach Jaws	3
J4021S	Spring Clip	3
J4211BA	Adjustable Jaw Block Assembly	3
J4206SC	Slotted Crossarm, 2-Way	1
J4028	Cap Screw, 3/8"-16 UNC x 3"	2
J4332	Bearing Separator, 4-3/8" Capacity	1
J4055H	5 lbs Slide Hammer	1
J4260R	T-Handles Rod, 24" Long	1

Weight (lbs): 29.00

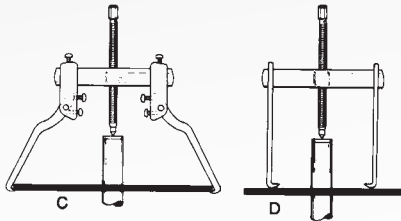


GENERAL PULLER SETS

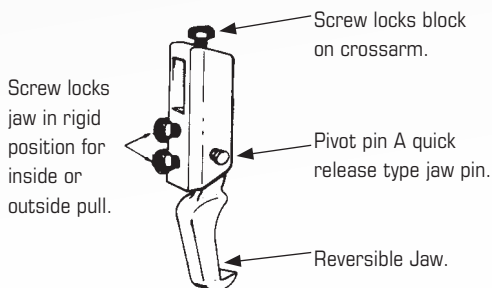
OPERATIONAL FEATURES - 6 TON PROTO-EASE™ WIDE PULLERS



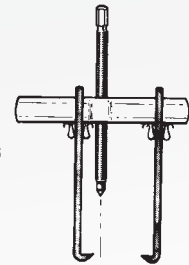
Adjustable jaws (A) reach around obstructions to grip parts inaccessible to straight jaws (B).



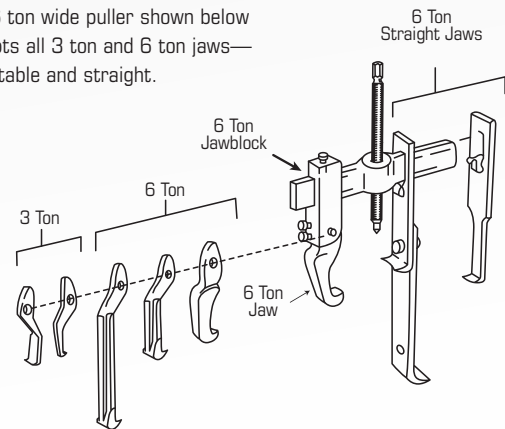
Adjustable jaws (C) have greater reach capabilities than straight jaws (D).



Jaws slide into place along crossarm and may be positioned at unequal distances from the forcing screw for unusual pulling applications.



The 6 ton wide puller shown below accepts all 3 ton and 6 ton jaws—adjustable and straight.



NOTE: Tonnage ratings do not apply when: 1) using jaw blocks with lock screws facing inboard (see drawing C above), 2) jaw angle exceeds 7° or 3) lighter adjustable jaws are used in heavier jaw blocks.

10 TON PROTO-EASE™ WIDE PULLER SET

Product #: J4292B

- › Required for large parts with heavy press-fits.
- › Reaches to over 12" and spread of 11"
- › Makes over 10 different adjustable and straight jaw pullers.

Contents	Description	Qty.
J4225S	Forcing Screw	1
J4012T	Standard Tip	1
J4226CA	2-Way Crossarm, 11" Long	1
J4227CA	3-Way Crossarm, 11" Long	1
J4231A	Adjustable Jaw Block Assembly	3
J4016A	Dual Reach Jaw	3
J4018	Cap Screw Jaw	3
J4017	Long Narrow Jaw	3
J4011S	Spring Clip	3
J4333	Bearing Separator	1

Weight (lbs): 39.00



PROTO-EASE™ BEARING SEPARATOR SET

Product #: J4390B

- › Removes gears and bearings too close to another surface for a puller jaw grip, or where the pulled out part must be protected.
- › Case provides space for step plates and assorted accessories.

Contents	Description	Qty.
J4330	Gear and Bearing Separator, 1-13/16" Capacity	1
J4331	Gear and Bearing Separator, 2-13/32" Capacity	1
J4332	Gear and Bearing Separator, 4-3/8" Capacity	1
J4333A	Gear and Bearing Separator, 6" Capacity	1
J4333R	Threaded Rod, 3/4"-16 UNF, 10" Long	2

Weight (lbs): 27.50





10 TON PROTO-EASE™ PRESS-N-PULL™ SET

Product #: J4293B

- › Presses parts into place without hydraulics.
- › Functions as many different pullers either by itself or in combination with other Proto® Pullers.

Contents	Description	Qty.
J4012T	Standard Tip	1
J4229LS	Lock Screw, 7/16"-14 UNC x 3/4"	3
J4235AA	Adapter, 3/4"-12 Female x 5/8" Male Acme	1
J4235CN	Coupling Nut, 3/4"-12 Acme	1
J4235S	Forcing Screw	1
J4235UA	Adapter, 3/4"-12 Female Acme x 5/8" 18 UNF Male	1
J4236CA	2-Way Crossarm	1
J4236N	Forcing Nut	1
J4236W	Thrust Washer	1
J4237CA	3-Way Crossarm	1
J4239SB	Slideblock	3
J4240-08F	Adapter, 5/8" x 1/2" Female	3
J4240-08M	Adapter, 5/8" x 1/2" Male	3
J4240-12F	Adapter, 5/8" x 3/4" Female	3
J4240-12M	Adapter, 5/8" x 3/4" Male	3
J4240-14M	Adapter, 5/8" x 7/8" Male	3
J4240L	Medium Leg	3
J4240SL	Short Leg	3
J4333	Bearing Separator	1

Weight (lbs): 43.00




PROTO-EASE™ PULLER SETS

PROTO-EASE™ GENERAL PULLER SET

Product #: J4245

- Includes components to assemble a wide variety of 3 ton, 6 ton, 10 ton, slide hammer and threaded part pullers.



Contents	Description	Qty.
J4005C	Cap Screw, 3/8"-24 UNF x 3"	3
J4011S	Spring Clip	3
J4016A	Dual-Reach Jaws	1
J4017	Long Narrow Jaw	1
J4018	Cap Screw Jaw	1
J4021S	Jaw Spring Clip	3
J4026A	Dual Reach Jaw	3
J4027	Narrow Jaw	3
J4040	Step Plate Adapter Set	1
J4056-2	Inside Jaw, 2" Reach	2
J4205B	Slotted Crossarm 2-Way/3-Way	1
J4205E	Cap Screw, 3/8"-16 UNC x 4"	3

Contents	Description	Qty.
J4206CA	2-Way Crossarm	1
J4208CA	2-Way/3-Way Crossarm	1
J4227CA	3-Way Crossarm, 11" Long	1
J4234	10 Ton 2-Way Straight Jaw Puller Set	1
J4252	6 Ton 2-Way/3-Way Cone Puller Set	1
J4256S	Inside-Hook Jaw	1
J4260H	2-1/2 lbs Slide Hammer	1
J4260R	T-Handle Slide Rod, 24" Long	1
J4280	Set Puller Blind Bearing	1
J4331	Gear and Bearing Separator, 2-13/32" Capacity	1
J4332	Gear and Bearing Separator, 4-3/8" Capacity	1

Weight (lbs): 46.13






PROTO-EASE™ MASTER PULLER SET

Product #: J4235A

- › Covers most maintenance operations using standard pullers.
- › Contains components necessary to assemble all full-interchange system pullers except Proto® Press-N-Pull™ Pullers.



PROTO-EASE™ PULLER SETS

Contents	Description	Qty.
J4205B	Slotted Crossarm, 2-Way/3-Way	1
J4022T	Standard Detachable Tip	1
J4205S	Forcing Screw	1
J4005C	Cap Screw, 3/8"-24 UNF x 3"	3
J4205E	Cap Screw, 3/8"-16 UNC x 4"	3
J4028	Cap Screw, 3/8"-16 UNC x 3"	3
J4206SC	Slotted Crossarm, 2-Way	1
J4250B	2 Jaw Yoke	1
J4255B	3 Jaw Yoke	1
J4056-2	Inside Jaw, 2" Reach	3
J4056-4	Reversible Jaw, 4" Reach	3
J4056-6	Reversible Jaw, 6" Reach	3
J4250N	Reversible Adjusting Nut	1
J4056PN	Jaw Pivot Pin	3
J4260H	2-1/2 lbs Slide Hammer	1
J4260R	T-Handle Slide Rod, 24" Long	1
J4055H	5 lbs Slide Hammer	1
J4275R	Short Slide Rod	1
J4277B	Rear Axle Flange Foot	1
J4256S	Inside Hook Jaw	1
J4280	Set Puller Blind Bearing	1

Contents	Description	Qty.
J4211BA	Adjustable Jaw Block Assembly	3
J4026A	Dual-Reach Jaw	3
J4027	Narrow Jaw	3
J4208CA	2-Way/3-Way Crossarm	1
J4231A	Adjustable Jaw Block Assembly	3
J4012T	Standard Tip	1
J4225S	Forcing Screw	1
J4226CA	2-Way Crossarm, 11" Long	1
J4227CA	3-Way Crossarm, 11" Long	1
J4016A	Dual-Reach Jaw	3
J4017	Long Narrow Jaw	3
J4018	Cap Screw Jaw	3
J4021S	Spring Clip	3
J4011S	Spring Clip	3
J4331	Bearing Separator, 2-13/32" Capacity	1
J4333A	Bearing Separator, 6" Capacity	1
J4040	Step Plate Adapter Set	1
J4040-12	Step Plate, 2-1/8" Bore	1
J4040-13	Step Plate, 2-1/4" Bore	1
J4040-14	Step Plate, 2-3/8" Bore	1

Weight (lbs): 73.00

PROTO-EASE™ MASTER PULLER SET (WITH BOX)

Product #: J4235B

- › Covers most maintenance operations using standard pullers.
- › Contains components necessary to assemble all full-interchange system pullers except Proto® Press-N-Pull™ Pullers.



Contents	Description	Qty.
J4205B	Slotted Crossarm, 2-Way/3-Way	1
J4022T	Standard Detachable Tip	1
J4205S	Forcing Screw	1
J4005C	Cap Screw, 3/8"-24 UNF x 3"	3
J4205E	Cap Screw, 3/8"-16 UNC x 4"	3
J4028	Cap Screw, 3/8"-16 UNC x 3"	3
J4206SC	Slotted Crossarm, 2-Way	1
J4250B	2 Jaw Yoke	1
J4255B	3 Jaw Yoke	1
J4056-2	Inside Jaw, 2" Reach	3
J4056-4	Reversible Jaw, 4" Reach	3
J4056-6	Reversible Jaw, 6" Reach	3
J4250N	Reversible Adjusting Nut	1
J4056PN	Jaw Pivot Pin	3
J4260H	2-1/2 lbs Slide Hammer	1
J4260R	T-Handle Slide Rod, 24" Long	1
J4055H	5 lbs Slide Hammer	1
J4275R	Short Slide Rod	1
J4277B	Rear Axle Flange Foot	1
J4256S	Inside Hook Jaw	1
J4280	Set Puller Blind Bearing	1

Contents	Description	Qty.
J4211BA	Adjustable Jaw Block Assembly	3
J4026A	Dual-Reach Jaw	3
J4027	Narrow Jaw	3
J4208CA	2-Way/3-Way Crossarm	1
J4231A	Adjustable Jaw Block Assembly	3
J4012T	Standard Tip	1
J4225S	Forcing Screw	1
J4226CA	2-Way Crossarm, 11" Long	1
J4227CA	3-Way Crossarm, 11" Long	1
J4016A	Dual-Reach Jaw	3
J4017	Long Narrow Jaw	3
J4018	Cap Screw Jaw	3
J4021S	Spring Clip	3
J4011S	Spring Clip	3
J4331	Bearing Separator, 2-13/32" Capacity	1
J4333A	Bearing Separator, 6" Capacity	1
J4040	Step Plate Adapter Set	1
J4040-12	Step Plate, 2-1/8" Bore	1
J4040-13	Step Plate, 2-1/4" Bore	1
J4040-14	Step Plate, 2-3/8" Bore	1

Weight (lbs): 93.00



6 TON 2-WAY CONE PULLER SET

Product #: J4250

› Reach: 4" – Spread: 5".

Contents	Description	Qty.
J4022T	Standard Detachable Tip	1
J4056-4	Reversible Jaw, 4" Reach	2
J4056PN	Jaw Pivot Pin	2
J4205S	Forcing Screw	1
J4250B	2 Jaw Yoke	1
J4250N	Reversible Adjusting Nut	1

Weight (lbs): 2.43



6 TON 2-WAY CONE PULLER SET

Product #: J4251

› Reach: 4" and 6" – Spread: 5" and 7".

Contents	Description	Qty.
J4022T	Standard Detachable Tip	1
J4056-4	Reversible Jaw, 4" Reach	2
J4056-6	Reversible Jaw, 6" Reach	2
J4056PN	Jaw Pivot Pin	2
J4205S	Forcing Screw	1
J4250B	2 Jaw Yoke	1
J4250N	Reversible Adjusting Nut	1

Weight (lbs): 2.96



6 TON PROTO-EASE™ 2-WAY/3-WAY CONE PULLER SET

Product #: J4252

› Reach: 4" and 6" – Spread: 5" and 7".

Contents	Description	Qty.
J4022T	Standard Detachable Tip	1
J4056-4	Reversible Jaw, 4" Reach	3
J4056-6	Reversible Jaw, 6" Reach	3
J4056PN	Pivot Pin	3
J4205S	Forcing Screw	1
J4250B	2 Jaw Yoke	1
J4255B	3 Jaw Yoke	1
J4250N	Reversible Adjusting Nut	1

Weight (lbs): 4.12

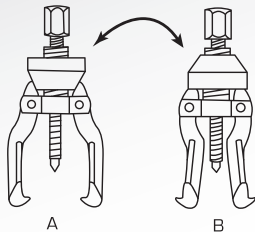
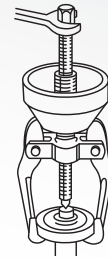
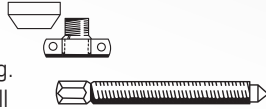


OPERATIONAL FEATURES - 6 TON PROTO-EASE™ CONE PULLERS



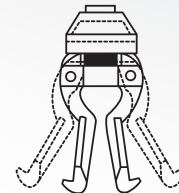
- 1** Forcing screws should be easy to turn—and most are—when the load is fairly light. But tough pulling jobs are a different story. Most screws tighten up when the going gets rough, resulting in far less output than you apply. Why? Because there's frictional resistance. The thread and threaded hole are fighting each other all the way. Not with Proto®! We've got Acme threads to increase your muscle power. Acme is the thread with a long-lasting reputation for easy turning and smooth-as-silk performance.

- 2** Since the adjusting cone threads on the cross block and not onto the forcing screw, it is isolated from the torque of the screw. This means there's no unwanted jaw tightening. Go ahead—turn down the screw. Apply all the pressure you need. You won't change the set of the jaws. You can hold onto a gear, bushing or sleeve with unheard of precision and maximum control. No more stretching, scoring or crushing. Unwanted tightening is a thing of the past.



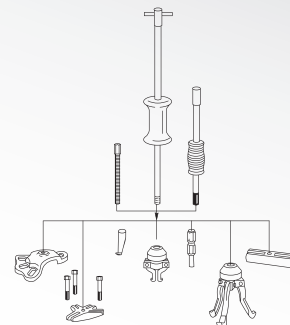
- 3** Reversing jaws from an external pull (A) to an internal pull (B) used to be a problem. It was tedious and took time. No more! Now Proto® threads the cone on the cross block. A few turns and it's off. Flip it and a few turns puts it on again. Reversing the jaws is even faster. Pop the pivot pins out, turn the jaws and pop the pins in again. The screw? It stays put. You're ready to pull.

- 4** Jaws are configured to cam smoothly within the adjusting cone resulting in smoother jaw action and wider jaw spread.



- 5** Switching from a forcing screw to a slide hammer used to be a problem. You had to unscrew the forcing screw from BOTH cross block and adjusting cone and this caused you to lose the set of your jaws. Then you had to "hook-up" all over again. No more! Out comes the screw and in goes the slide rod. You've got a slide hammer puller. The adjusting cone? It stays put...on the cross block.

- 6** Now, both slide rods mate up with ALL attachments... So does the forcing screw. They're all threaded alike. Slide rods, forcing screws and attachments...ALL threaded 5/8"-12 Acme!





6 TON PROTO-EASE™ 3-WAY CONE PULLER SET

Product #: J4255

› Reach: 4" – Spread: 5".

Contents	Description	Qty.
J4022T	Standard Detachable Tip	1
J4056-4	Reversible Jaw, 4" Reach	3
J4056PN	Pivot Pin	3
J4205S	Forcing Screw	1
J4255B	3 Jaw Yoke	1
J4250N	Reversible Adjusting Nut	1

Weight (lbs): 2.59



CONE PULLERS & SETS

6 TON 3-WAY CONE PULLER

Product #: J4257

› Reach: 6" – Spread: 7".

Contents	Description	Qty.
J4022T	Standard Detachable Tip	1
J4056-6	Reversible Jaw, 6" Reach	3
J4056PN	Jaw Pivot Pin	3
J4205S	Forcing Screw	1
J4255B	3 Jaw Yoke	1
J4250N	Reversible Adjusting Nut	1

Weight (lbs): 2.50




6 TON PROTO-EASE™ 2-WAY/3-WAY ADJUSTABLE JAW PULLER

Product #: **J4217**

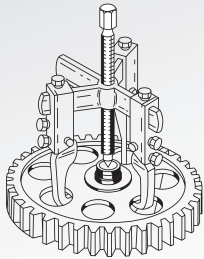
- › Reach: 4-1/2" – Spread: 8".

Contents	Description	Qty.
J4022T	Standard Detachable Tip	1
J4056PN	Pivot Pin	3
J4205S	Forcing Screw	1
J4208CA	2-Way/3-Way Crossarm	1
J4209JB	Jaw Block	3
J4209LS	Lock Screw	9
J4210RJ	Reversible Jaw, 4-1/2" Reach	3

Weight (lbs): 6.25



TYPICAL APPLICATIONS - NO. J4217 PROTO-EASE™ 6 TON PROTO-EASE™ 2-WAY/3-WAY ADJUSTABLE JAW PULLER



Puller is used to pull a gear off a hub. Gear has holes positioned close to the hub so medium size pullers can get a grip without damaging the case-hardened gear teeth. To avoid damage, when pulling gears in particular, a 3-way puller is generally preferred to a 2-way puller.



Puller is used to remove the pilot bearing from a transmission output shaft (adjustable jaws are shown used as straight jaws since no angle-of-grip adjustment is required). Each adjustable jaw block assembly slides along the crossarm for positioning—just as straight jaws, but with an important difference: Lock screw on top of jaw blocks secures each jaw assembly for a safe, slip-resistant grip.

6 TON PROTO-EASE™ 2-WAY STRAIGHT JAW PULLER

Product #: **J4212SJB**

- › Reach: 2" and 4" – Spread: 6".

Contents	Description	Qty.
J4021S	Standard Spring Clip	2
J4022T	Standard Detachable Tip	1
J4026A	Dual Reach Jaw	2
J4027	Narrow Jaw	2
J4205S	Forcing Screw	1
J4206CA	2-Way Crossarm	1

Weight (lbs): 4.87





6 TON JAW BLOCK ASSEMBLY

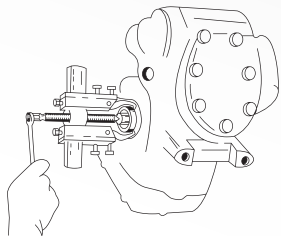
Product #: J4211BA

Contents	Description	Qty.
J4056PN	Jaw Pivot Pin	1
J4209JB	Jaw Block	1
J4209LS	Lock Screw	3
J4210RJ	Reversible Jaw, 4-1/2" Reach	1

Weight (lbs): 1.37

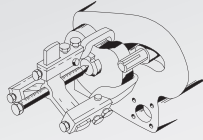


ADJUSTABLE & STRAIGHT JAW PULLERS

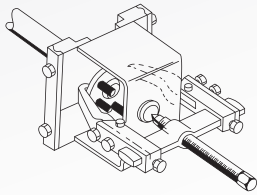


The bearing housing of this air conditioning compressor has been removed, exposing to view the crankshaft bearing, a part that frequently requires replacement—often calling for additional compressor disassembly to remove. Further disassembly can be avoided, however, with a pair of jaws strong enough, yet slim enough to slip between the bearing and compressor walls. The 6 ton puller is equipped with No. J4210SJ short jaws, specially shaped for minimum clearance pulling situations like this. Although rated at a maximum of 3 tons, these jaws are best used with a 6 ton puller assembly, as shown. In extremely limited access situations, these jaws can be inserted sideways, individually, then turned back to standard pulling position before hook-up with sliding jaw blocks.

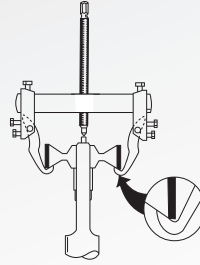
OPERATIONAL FEATURES — 10 TON PROTO-EASE™ PULLERS



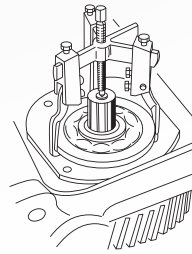
Proto-Ease™ No. J4233E
10 Ton 3-Way Adjustable Jaw Puller. Adapts easily to the job of pulling a cam from a shaft. Jaws are positioned asymmetrically on all three arms to accommodate the cam's irregular shape. Whether straight jaw or adjustable jaw, Proto-Ease™ pullers mean maximum adaptability to any pulling situation.



A J4232E Adjustable Jaw Puller clears a bearing splitter bridge to grip the truck rear axle bearing behind it.



Proto-Ease™ No. J4232E
10 Ton 2-Way Adjustable Jaw Puller, shown at left pulling a gear without actually touching or in any way damaging the case hardened outer face of the gear. The jaws are locked in place and will not contract or squeeze together as pressure is applied. Precision, damage free pulling requires precision jaw positioning. Proto-Ease™ gives you that precision!



An Adjustable Jaw Puller can grip an object larger in diameter than the length of its crossarm. The trick is to reverse the jaw blocks so the lock screws face inboard. Doing this can add as much as 27° more jaw spread for external pulls—30° more for internal pulls, with a corresponding reduction in load capacity. (See note below).

NOTE: Tonnage ratings do not apply when: 1) using jaw blocks with lock screws facing inboard (see above illustration), 2) jaw angle exceeds 7° or 3) lighter adjustable jaws are used in heavier jaw blocks.

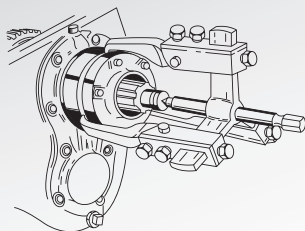
10 TON PROTO-EASE™ 3-WAY ADJUSTABLE JAW PULLER

Product #: **J4233E**

► Reach: 5" – Spread: 12".

Contents	Description	Qty.
J4012T	Standard Tip	1
J4056PN	Pivot Pin	3
J4225S	Forcing Screw	1
J4227CA	3-Way Crossarm, 11" Long	1
J4229JB	Jaw Block	3
J4229LS	Lock Screw, 7/16"-14 UNC x 3/4"	9
J4230RJ	Adjustable Reversible Jaw	3
J4019	Steel Storage Box	1

Weight (lbs): 10.68



Puller is used to remove a truck input shaft's entire bearing retainer assembly. Three heavy-duty adjustable jaws (No. J4230RJ) grip assembly behind the front bearing cap while the 10 ton forcing screw bears down on the input shaft. A step plate adapter, No. J4040-2, is placed between the forcing screw tip and the input shaft to prevent damage to shaft and screw tip.



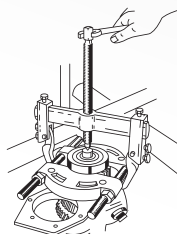

10 TON PROTO-EASE™ 2-WAY ADJUSTABLE JAW PULLER

Product #: J4232E

► Reach: 5" – Spread: 12".

Contents	Description	Qty.
J4012T	Standard Tip	1
J4056PN	Pivot Pin	2
J4225S	Forcing Screw	1
J4226CA	2-Way Crossarm, 11" Long	1
J4229JB	Jaw Block	2
J4229LS	Lock Screw, 7/16"-14 UNC x 3/4"	6
J4230RJ	Adjustable Reversible Jaw	2

Weight (lbs): 7.81



Puller is used with a separator to remove a truck countershaft's rear bearing. Notice separator is positioned so bearing rests on flat side of plates, while gear beneath nests within plate concavity. Note too, how heavy-duty 10 ton adjustable jaws (No. J4230RJ) "cradle" the separator's threaded rods for maximum gripping surface. No. J4229JB jaw blocks must be positioned at the ends of the crossarm to produce this "cradling" effect.

10 TON JAW BLOCK ASSEMBLY

Product #: J4231A

Contents	Description	Qty.
J4056PN	Jaw Pivot Pin	1
J4209JB	Jaw Block	1
J4209LS	Lock Screw	3
J4210RJ	Reversible Jaw, 4-1/2" Reach	1

Weight (lbs): 2.00



10 TON 2-WAY STRAIGHT JAW PULLER SET

Product #: J4234

► Reach: 2-15/16", 4-11/16" and 7-1/8" (18" with jaws bolted together) – Spread: 10".

Contents	Description	Qty.
J4011S	Spring Clip	2
J4012T	Detachable Tip	1
J4016A	Dual Reach Jaw	2
J4017	Long Narrow Jaw	2
J4018	Cap Screw Jaw	2
J4225S	Forcing Screw	1
J4226CA	2-Way Crossarm, 11" Long	1

Weight (lbs): 11.50



10 TON 2-WAY STRAIGHT JAW PULLER SET**Product #: J4238**

- › Reach: 2-15/16", 4-11/16" and 7-1/8" (18" with jaws bolted together) – Spread: 10".

Contents	Description	Qty.
J4011S	Spring Clip	2
J4012T	Detachable Tip	1
J4016A	Dual Reach Jaw	2
J4018	Cap Screw Jaw	2
J4225S	Forcing Screw	1
J4226CA	2-Way Crossarm, 11" Long	1

Weight (lbs): 8.37

**10 TON 2-WAY STRAIGHT JAW PULLER SET****Product #: J4232**

- › Reach: 4-11/16" and 7-1/8" – Spread: 10".

Contents	Description	Qty.
J4011S	Spring Clip	3
J4012T	Detachable Tip	1
J4016A	Dual Reach Jaw	2
J4225S	Forcing Screw	1
J4226CA	2-Way Crossarm, 11" Long	1

Weight (lbs): 6.75

**10 TON PROTO-EASE™ 3-WAY STRAIGHT JAW PULLER****Product #: J4233SJ**

- › Reach: 4-11/16" and 7-1/8" – Spread: 10".

Contents	Description	Qty.
J4011S	Spring Clip	3
J4012T	Standard Tip	1
J4016A	Dual Reach Jaw	3
J4225S	Forcing Screw	1
J4227CA	3-Way Crossarm, 11" Long	1

Weight (lbs): 9.00






10 TON PROTO-EASE™ 2-WAY STRAIGHT JAW PULLER SET

Product #: J4234B

- › Reach: 2-15/16", 4-11/16" and 7-1/8" (18" with jaws bolted together) – Spread: 10".

Contents	Description	Qty.
J4011S	Spring Clip	2
J4012T	Standard Tip	1
J4016A	Dual Reach Jaw	2
J4017	Long Narrow Jaw	2
J4018	Cap Screw Jaw	2
J4225S	Forcing Screw	1
J4226CA	2-Way Crossarm, 11" Long	1

Weight (lbs): 15.37



ADJUSTABLE & STRAIGHT JAW PULLERS

10 TON PROTO-EASE™ 2-WAY STRAIGHT JAW PULLER SET

Product #: J4232SJ

- › Reach: 4-11/16" and 7-1/8" (12" with jaws bolted together) – Spread: 10".

Contents	Description	Qty.
J4011S	Spring Clip	2
J4012T	Standard Tip	1
J4015	Short Jaw	2
J4016A	Dual Reach Jaw	2
J4225S	Forcing Screw	1
J4226CA	2-Way Crossarm, 11" Long	1

Weight (lbs): 8.68



NOTE: Puller removes a gear with two sets of straight jaws, bolted together for extra reach. Set comes with two sets of jaws — Jaw No. J4015 has a 4-11/16" reach and No. J4016A has a 7-1/8" reach. Bolted together they easily clear the 8" long gear shaft.

10 TON PRESS-N-PULL™ 3-LEG PULLER SET

Product #: **J4293SP-STK**

- › Reach: 22" – Spread: 11".

Contents	Description	Qty.
J4012T	Standard Tip	1
J4229LS	Lock Screw, 7/16"-14 UNC x 3/4"	3
J4236CA	2-Way Crossarm	1
J4237CA	3-Way Crossarm	1
J4235S	Forcing Screw	1
J4235AA	Adapter, 3/4"-12 Female x 5/8" Male Acme	1
J4235UA	Adapter, 3/4"-12 Female Acme x 5/8" 18 UNF Male	1
J4235CN	Coupling Nut, 3/4"-12 Acme	1
J4236N	Forcing Nut	1
J4236W	Thrust Washer	1
J4239SB	Slideblock	3
J4240SL	Short Leg	3
J4240L	Medium Leg	3
J4240P	Leg Pressure Pad	3
J4240-08F	Adapter, 5/8" x 1/2" Female	3
J4240-08M	Adapter, 5/8" x 1/2" Male	3
J4240-12F	Adapter, 5/8" x 3/4" Female	3
J4240-12M	Adapter, 5/8" x 3/4" Male	3
J4240-14M	Adapter, 5/8" x 7/8" Male	3
J4332	Bearing Separator, 4-3/8" Capacity	1

Weight (lbs): 35.24



10 TON PRESS-N-PULL™ 2-LEG PULLER

Product #: **J4242**

- › Reach: 14" – Spread: 11".

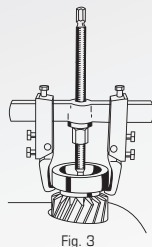
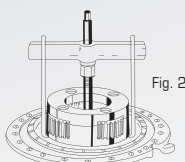
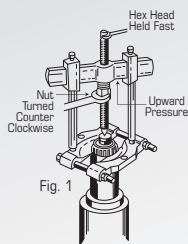
Contents	Description	Qty.
J4012T	Standard Tip	1
J4229LS	Lock Screw, 7/16"-14 UNC x 3/4"	2
J4235S	Forcing Screw	1
J4236CA	2-Way Crossarm	1
J4236N	Forcing Nut	1
J4236W	Thrust Washer	1
J4239SB	Slideblock	2
J4240L	Medium Leg	2
J4240P	Leg Pressure Pad	2

Weight (lbs): 9.18

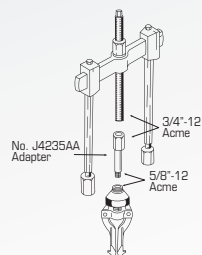




OPERATIONAL FEATURES — 10 TON PRESS-N-PULL™ PULLERS

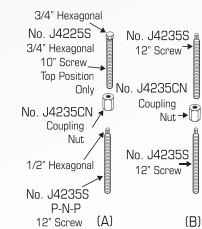


With Press-N-Pull™ Pullers the forcing screw is not turned, as with a regular puller. Instead, the forcing screw's hex head is held fast, while the forcing nut is turned counterclockwise, forcing the smooth bored crossarm up. With it comes the object being pulled, in this case a bearing, gripped by a separator (Fig. 1). Since Press-N-Pull™ Pullers smooth bored crossarms accept regular jaws, whether straight jaws (Fig. 2) or adjustable jaws (Fig. 3), every Press-N-Pull™ puller can double as a regular puller. It's like having two pullers in one.



No. J4235AA

Male Acme Thread Screw Adapter Permits Press-N-Pull™ forcing screw hook up with an Acme threaded 6 ton puller—in this case, with a 6 ton No. J4250.



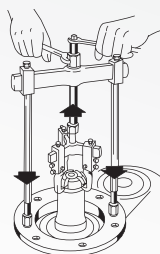
No. J4235UA

A Second Screw Adapter, has 5/8"-18 UNF male thread for Press-N-Pull™ forcing screw hook up with all three female adapters plus all three male adapters, used to hook up with internally and externally threaded shafts.

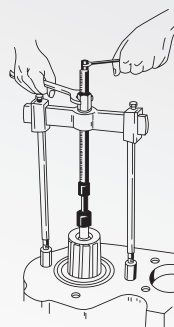
No. J4235CN

Forcing Screw Coupling Nut—has 3/4"-12 Acme thread—same as 10 ton forcing screws. Couples 10 ton 10" forcing screw with Press-N-Pull™ 12" screw (A). Also joins two 10 ton Press-N-Pull™ 12" screws for maximum forcing screw extension (B).

TYPICAL APPLICATIONS — 10 TON PRESS-N-PULL™ PULLERS



Medium duty 6 ton adjustable jaws are used here to pull an output shaft from the rear of a transmission case. Jaws are arranged for an external pull—tips facing in. Press-N-Pull™ 2-way crossarm is unthreaded, so forcing screw rises straight up—without revolving—when nut on top of crossarm is turned down.



This pressed-in transmission output shaft has a threaded end to hook up with, but the Press-N-Pull™ forcing screw requires two adapters to accomplish this. First, a J4235UA male screw adapter is attached to the forcing screw. To this is added a J4240-14F female adapter with internal thread (7/8"-14 UNF) to mate up with the output shaft's threaded end. Since the forcing screw travels straight up—without revolving—there's no danger of accidental unthreading—also no unnecessary rotational resistance during pulling.

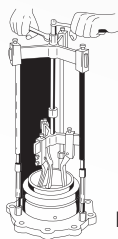


Fig. 1

To remove a cross bearing cup a Proto-Ease™ Press-N-Pull™ 3-way puller is hooked up to a 6 ton 3-way puller with 6" jaws (Fig. 1). Since it's an internal pull, jaws are reversed—tips out. A J4235AA screw adapter joins the forcing screw to the 6 ton crossarm. Three J4240-08F leg adapters connect medium legs to short legs for necessary clearance. Pressure pads protect short leg ends.

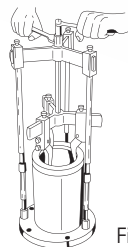
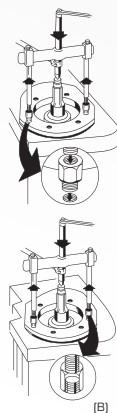


Fig. 2

Heavy-duty 10 ton adjustable jaws are also reversed in Fig. 2 for an internal pull—tips out—to pull the sleeve from an industrial cylinder. Jaws belong to No. J4233E 10 ton 3-way puller—which threads directly onto the Press-N-Pull™ forcing screw. No need for a screw adapter—both are threaded 3/4"-12 Acme.

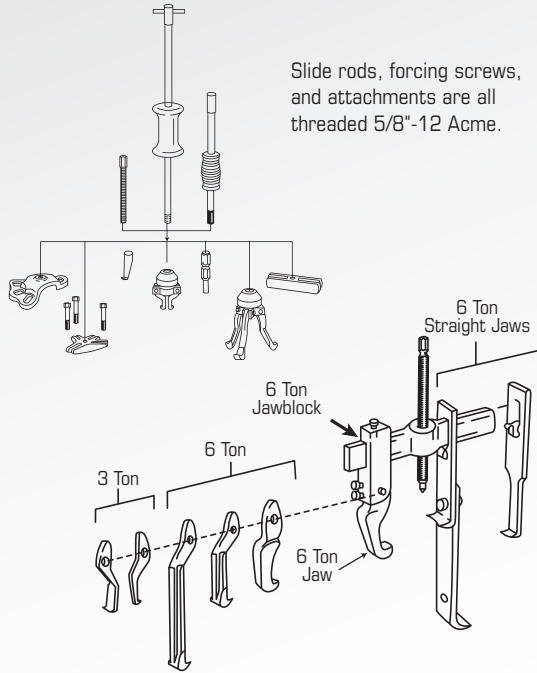


(B)

Since both of these Press-N-Pull™ 2-way pullers have forcing nuts and washers positioned beneath the crossarm, downward pressure will be exerted on the screw while upward pressure will pull at the legs—which must be screwed into threaded holes or onto threaded studs by means of leg adapters. Puller A is pressing an output shaft forward, legs equipped with male leg adapters. Puller B is pressing a driveshaft out of a gearbox, legs equipped with female leg adapters.

OPERATIONAL FEATURES — 6 TON PROTO-EASE™ SLIDE HAMMER PULLERS

Both long and short slide rods mate up with all 6 ton components. They're all threaded alike.



ROLLED ACME VS VEE AND BUTTRESS THREADS

A smaller flank angle requires less torque.



ROLLED ACME THREAD


- › Transmits power more efficiently.
- › Lower frictional resistance.
- › Durable.

VEE THREAD

- › High frictional resistance.
- › Easily nicked.

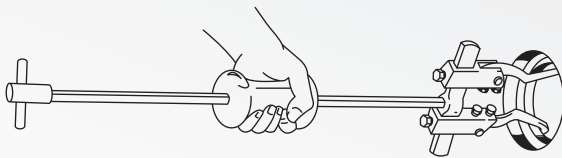
BUTTRESS THREAD

- › Load can be applied in one direction only.
- › Users often insert screw in wrong direction.
- › Easily nicked.

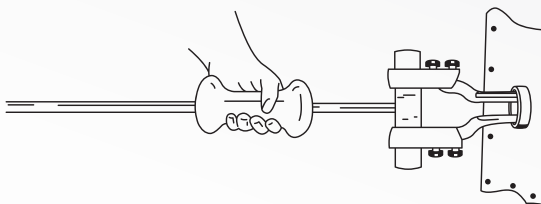


Switching from a forcing screw to a slide hammer used to be a problem. You had to unscrew with forcing screw from BOTH cross block and adjusting cone and this caused you to lose the set of your jaws. Then you had to "hook-up" all over again. No more! Out comes the screw and in goes the slide rod. You've got a slide hammer puller. The adjusting cone? It stays put...on the cross block.

TYPICAL APPLICATIONS — 6 TON PROTO-EASE™ SLIDE HAMMER PULLERS



A 6 ton slide rod with 5 lbs hammer is threaded into a 6 ton 2-way adjustable puller to "shock" a bearing cup out. The jaw blocks are reversed for greater jaw spread.



The same puller is used to "shock-out" an oil seal from its housing. Here, both jaw blocks are positioned in the conventional pulling position—lock-screws outboard, while the jaws remain reversed, tips out.



10-WAY PROTO-EASE™ ADVANTAGE SLIDE HAMMER PULLER SET

Product #: J5040

- › Slide hammer puller set packaged in a convenient plastic blow-molded carrying/storage case.

Description	Qty.
Hex Jam Nut (5/16"-24)	3
Hex Jam Nut (5/8"-18)	1
Hex Head Cap Screw (5/16"-24)	3
Puller Head	1
Adjusting Cone	1
Forcing Screw	1
2-Way Crossarm	1
Pulling Hook	1
Pulling Adapter-Machine	1
Pilot Bearing Puller Jaw	3
5 lbs Slide Hammer	1
Puller Arm	1
Medium Puller Jaw	3
Long Puller Jaw	3
Self Tapping Screw	1
Adapter For Adjustable Jaw Wrench	1
Retainer	1
Shank and Tee Bar Assembly	1
Sleeve (5/8"-18)	1
Forcing Screw	1
Front Hub Remover	1
Blow-Molded Case	1

Weight (lbs): 25.00



SLIDE HAMMER PULLERS

REVERSIBLE JAW SLIDE HAMMER PULLER

Product #: J5049

- › Versatile puller which will accomplish many pulling jobs involving gears, bearings, outer races, grease retainers, oil seals, etc.
- › Either two or three puller jaws may be used to handle "inside" pulling jobs such as bearing cups and outer racers, as well as regular "outside" pulling jobs.
- › The 5 lbs slide hammer can be removed and used independently.
- › Overall Length: 27".

2-Jaw Spread				3-Jaw Spread			
Inside		Outside		Inside		Outside	
Min.	Max.	Min.	Max.	Min.	Max.	Min.	Max.
1-1/4"	3-1/2"	1"	4-1/2"	1-1/2"	4-1/4"	1-1/2"	4-1/2"

Weight (lbs): 11.00



6 TON PROTO-EASE™ 2-WAY PILOT BEARING/SMALL BUSHING PULLER

Product #: J4275

- › Reach: 2" – Spread: 5/8" to 2-1/2" inside.

Contents	Description	Qty.
J4056-2*	Inside Jaw, 2" Reach	2
J4056PN	Pivot Pin	2
J4250B	2-Jaw Yoke	1
J4250N	Reversible Adjusting Nut	1
J4260H	2-1/2 lbs Slide Hammer	1
J4275R	Short Slide Rod	1

*Jaw capacity: 3 tons

Weight (lbs): 5.18



BEARING SEPARATOR COMBO PACK

Product #: J5041

- ▶ This combo pack contains four of the most requested bearing separators plus a pulley pulling attachment.
- ▶ A rugged organizer case is included, enabling you to keep the tools together for instant use.

Description	Qty.
Bearing Separators:	
1/4" Min. - 15/16" Max. Spread	1
1/8" Min. - 2" Max. Spread	1
1/2" Min. - 4-5/8" Max. Spread	1
1/2" Min. - 9" Max. Spread	1
Pulley pulling attachment with a 1-3/4" Min. - 5-7/8" Max. Spread	1
Blow-Molded Case	1

Weight (lbs): 30.50




PROTO-EASE™ GEAR & BEARING SEPARATOR

Product #: J4330

- ▶ Capacity: 1-13/16".

Contents	Description	Qty.
J4330N	Hex Nut, 5/16"-24 UNF	2
J4330P	Separator Plate, Size #0	2
J4330R	Cap Screw, 5/16"-24 UNF x 3"	2

Weight (lbs): 0.07




PROTO-EASE™ GEAR & BEARING SEPARATOR

Product #: J4331

- ▶ Capacity: 2-13/32".

Contents	Description	Qty.
J4331N	Hex Nut, 7/16"-20 UNF	2
J4331P	Separator Plate, Size #1	2
J4331R	Cap Screw, 7/16"-20 UNF x 4-1/2"	2

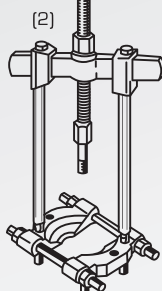
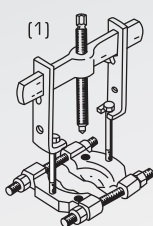
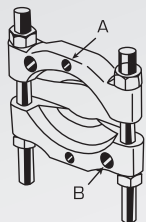
Weight (lbs): 1.48



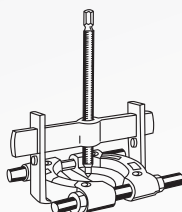
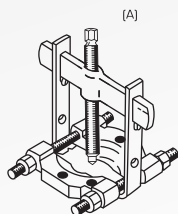


OPERATIONAL FEATURES AND TYPICAL APPLICATIONS

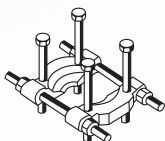
PROTO-EASE™ GEAR AND BEARING SEPARATORS



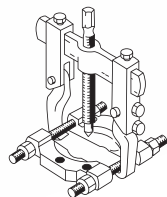
No. J4332 has two sets of drilled holes. One set (A) directly apart, has 1/2"-13 UNC thread, to accept common 1/2" cap screws—easily gripped with No. J4018 cap screw jaws (1). A second set (B), diagonally apart, has 5/8"-18 UNF threaded holes to accept Press-N-Pull™ leg ends (2).



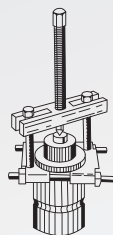
No. J4332 has two sets of drilled holes. One set (A) directly apart, has 1/2"-13 UNC thread, to accept common 1/2" cap screws—easily gripped with No. J4018 cap screw jaws (1). A second set (B), diagonally apart, has 5/8"-18 UNF threaded holes to accept Press-N-Pull™ leg ends (2).



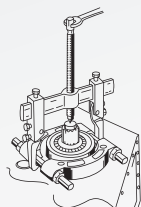
The larger separator, No. J4333 has 4-corner symmetrical jacking holes for 5/8"-18 cap screws. Permits separator action where space does not allow for puller accessories.



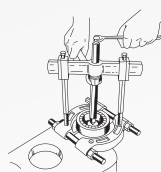
Adjustable jaws also grip separators directly—mid-point on the threaded rods. For positive grip, jaws may be angled, tips inboard, and locked in place, so as to "cradle" the rods.



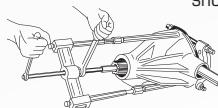
Proto-Ease™ No. J4333 separator with No. J4214 6 ton slotted crossarm puller—used to remove an electric motor commutator. The smallest of separators (size #0) has diagonally positioned threaded holes to accommodate size 5/16"-18 UNC cap screws—(Not included in the J4214 set).



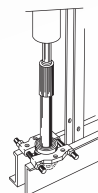
Proto-Ease™ No. J4333 separator with No. J4232E 10 ton adjustable jaw puller—used to remove the rear bearing from an output shaft. Thin, tapered separator edges fit behind bearings when space is too limited for puller jaws.



Proto-Ease™ No. J4333 separator with No. J4242 Press-N-Pull™ Puller—used to remove the rear bearing from an auxiliary countershaft. Separator plate threaded holes, and Press-N-Pull™ leg ends are threaded alike—with 5/8"-18 UNF. Hooks up fast for a positive, safe, non-slip grip.



Proto-Ease™ No. J4333A separator and Press-N-Pull™ 2-way puller with medium and short legs. Used to press the pinion shaft out of a differential housing. Separator's extra long 13" threaded rods permit maximum separator plate spread—sufficient to straddle the differential housing and match the spread of Press-N-Pull™ slideblocks, extended to their maximum width along the crossarm.

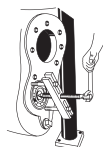


Proto-Ease™ No. J4332 separator mounted on a shop forcing press, beneath a hydraulic press ram. Used to remove the bearing from a rear axle. Ram forces axle down through the separator opening, freeing the bearing. To protect the bearing and the gear beneath it, the separator is placed so the bearing rests on the flat side of the separator plates.

PROTO-EASE™ CAP SCREW PULLERS



Proto-Ease™ No. J4214 6 ton slotted crossarm puller is used at top left to pull a gear from a crankshaft. Since both 3/8"-16x3" cap screws are threaded directly into the gear being pulled, the gear will pull off when the forcing screw's pressure is applied to the shaft. At bottom left, the same puller's cap screws are anchored on either side of an object being pushed out—in this case, a countershaft, pressed towards the rear, until it frees the front bearing.




PROTO-EASE™ GEAR & BEARING SEPARATOR

Product #: J4332

- ▶ Capacity: 4-3/8".

Contents	Description	Qty.
J4332N	Hex Nut, 5/8"-18 UNF	4
J4332P	Separator Plate, Size #2	2
J4332R	Threaded Rod, 5/8"-18 UNF	2

Weight (lbs): 5.57




PROTO-EASE™ GEAR & BEARING SEPARATOR

Product #: J4333

- ▶ Capacity: 6".

Contents	Description	Qty.
J4333N	Hex Nut, 3/4"-16 UNF	4
J4333P	Separator Plate, Size #3	2
J4333R	Threaded Rod, 3/4"-16 UNF x 10"	2

Weight (lbs): 11.75




PROTO-EASE™ GEAR & BEARING SEPARATOR

Product #: J4333A

- ▶ Capacity: 6".

Contents	Description	Qty.
J4333N	Hex Nut, 3/4"-16 UNF	4
J4333P	Separator Plate, Size #3	2
J4333AR	Threaded Rod, 3/4"-16 UNF x 13"	2

Weight (lbs): 12.50

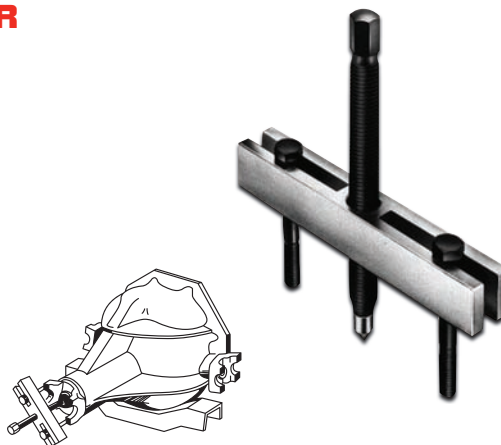




6 TON 2-WAY THREADED PART PULLER

Product #: J4214

- › Slotted crossarm puller used to remove a universal joint flange.
- › Span 1-1/4" to 6-1/4" — Bolt Size: 3/8"-16 UNC x 3".



Contents	Description	Qty.
J4022TS	Small Detachable Tip	1
J4022T	Standard Detachable Tip	1
J4205S	Forcing Screw	1
J4206SC	Slotted Crossarm 2-Way	1
J4028	Cap Screw, 3/8"-16 UNC x 3"	2

Weight (lbs): 1.93



11 PIECE STEP PLATE ADAPTER SET

Product #: J4040

- › Includes Nos. J4040-1 thru J4040-11.
- › Overall diameter 1" to 2-7/8".
- › For bore diameter 3/4" to 2".
- › Lower Step 3/4" to 2-3/8".
- › Weight (lbs): 3.00



PULLER STEP PLATE ADAPTERS

- › Provides forcing screw base for hollow shaft applications 3/4" to 2-3/8" bore.
- › Protects bearings that are being pressed in shafts that are not center drilled.

Product #	Small Diameter (in)	Large Diameter (in)
J4040-1	3/4	1
J4040-2	7/8	1-1/8
J4040-3	1	1-1/4
J4040-4	1-1/8	1-3/8
J4040-5	1-1/4	1-5/8
J4040-6	1-3/8	1-3/4
J4040-7	1-1/2	1-7/8
J4040-8	1-5/8	2
J4040-9	1-3/4	2-1/8
J4040-10	1-7/8	2-3/8
J4040-11	2	2-1/2
J4040-12	2-1/8	2-5/8
J4040-13	2-1/4	2-3/4
J4040-14	2-3/8	2-7/8



STEP PLATE ADAPTERS

2-JAW ADJUSTABLE GEAR PULLER, REVERSIBLE JAWS



Product #	Maximum Spread (in)	Maximum Reach (in)	Forcing Screw Length (in)	Thread	Rating
J4033	4	3-1/4	4-7/8	3/8"-24	2 Ton

Weight (lbs): 1.00



2 OR 3-JAW ADJUSTABLE GEAR PULLER, REVERSIBLE JAWS



Product #	Maximum Spread (in)	Maximum Reach (in)	Forcing Screw Length (in)	Thread	Rating
J4034	4-3/4	3-1/4	4-7/8	3/8"-24	2 Ton

Weight (lbs): 1.43



2-JAW ADJUSTABLE GEAR PULLER, REVERSIBLE JAWS



Product #	Maximum Spread (in)	Maximum Reach (in)	Forcing Screw Length (in)	Thread	Rating
J4035	6	5-1/2	7	9/16"-20	5 Ton

Weight (lbs): 2.57



2 OR 3-JAW ADJUSTABLE GEAR PULLER, REVERSIBLE JAWS



Product #	Maximum Spread (in)	Maximum Reach (in)	Forcing Screw Length (in)	Thread	Rating
J4036	7	5-1/2	7	9/16"-20	5 Ton

Weight (lbs): 4.01





2-JAW ADJUSTABLE GEAR PULLER

Product #	Maximum Spread (in)	Maximum Reach (in)	Forcing Screw Length (in)	Thread	Rating
J4037	9-1/2	8-3/4	9	11/16"-18	7 Ton

Weight (lbs): 5.26



2 OR 3-JAW ADJUSTABLE GEAR PULLER

Product #	Maximum Spread (in)	Maximum Reach (in)	Forcing Screw Length (in)	Thread	Rating
J4038	11	8-3/4	9	11/16"-18	7 Ton



BATTERY CABLE & SMALL BEARING PULLER

- › Uses toggle-type action to grip onto all standard post battery terminals.
- › Pulls small bearings and gears with 1" reach and spread.

Product #	Weight (lbs)
J4041	0.65



3 JAW GEAR PULLER, 7" - REVERSIBLE

Product #	Maximum Spread (in)	Maximum Reach (in)	Forcing Screw Length (in)	Thread	Rating
J4046	7	3-1/4	7	9/16"-20	5 Ton

Weight (lbs): 3.36



3 JAW GEAR PULLER, 10" - REVERSIBLE



Product #	Maximum Spread (in)	Maximum Reach (in)	Forcing Screw Length (in)	Thread	Rating
J4047	10-1/2	5	9	11/16"-18	7 Ton

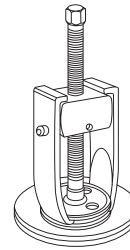
Weight (lbs): 6.68



PULLEY PULLER

- › For removing single and two-groove pulleys from alternators and power steering pumps.
- › Two position yoke permits pulling bearings on both standard and heavy-duty alternators.

Product #	Weight (lbs)
J4053	2.10



CLOSE QUARTERS PILOT BEARING PULLER

- › Designed to pull flywheel pilot bearings with inside diameters 1/2" to 1-1/2".
- › Removes bearings and bushings from starters, generators, magnetos and small electric motors.

Product #	Weight (lbs)
J4059	2.30

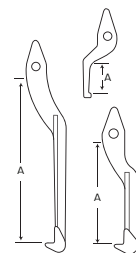




JAWS

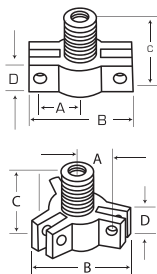
Product #	Description	Reach (in) (A)
J4056-2*	Inside Jaw, 2" Reach	1-11/16
J4056-4	Reversible Jaw, 4" Reach	3-3/4
J4056-6	Reversible Jaw, 6" Reach	6-1/16

* 3 Ton



PULLER ACCESSORIES

YOKE



Product #	Description	Length (in) (A)	Height (in) (C)	Height (in) (D)	Internal Thread	External Thread
J4250B	2-Jaw Yoke	11/32	2	3/4	5/8"-12 Acme	7/8"-14 UNF
J4255B	3-Jaw Yoke	11/32	2	3/4	5/8"-12 Acme	7/8"-14 UNF



CAP SCREW

Product #	Description	Thread	Overall Length (in)
J4205E	Cap Screw	3/8"-16 UNC x 4"	4
J4028	Cap Screw	3/8"-16 UNC x 3"	3
J4005C	Cap Screw	3/8"-24 UNF x 3"	3

Weight (lbs): 2.19




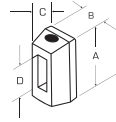
PIVOT PIN - PULLER REPLACEMENT PART

Product #	Description	Pin Diameter (in)	Overall Length (in)
J4056PN	Jaw Pivot Pin	5/16	1-11/32

NOTE: J4056PN is also a 10 ton part.



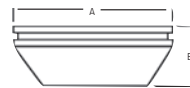
SLIDEBLOCK



Product #	Description	Length (in) (A)	Width (in) (B)	Depth (in) (C)	Internal Height (in) (D)
J4239SB	Slideblock	2-25/32	1-19/64	1-7/32	1-21/32



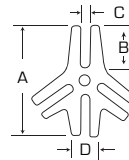
REVERSIBLE ADJUSTING NUT



Product #	Description	Overall Diameter (in) (A)	Height (in) (B)	Thread
J4250N	Reversible Adjusting Nut	2-1/2	1-3/32	7/8"-14 UNF



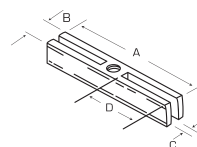
SLOTTED CROSSARM (2-WAY & 3-WAY)



Product #	Description	Length (in) (A)	Finger Length (in) (B)	Finger Internal Width (in) (C)	Finger External Width (in) (D)
J4205B	Slotted Crossarm (2-Way/3-Way)	5"	1-7/8"	25/64"	1-1/16"



SLOTTED CROSSARM THREADED 5/8" - 12 ACME

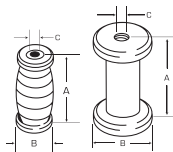


Product #	Description	Length (in) (A)	Width (in) (B)	Slot Width (in) (C)	Slot Depth (in) (D)
J4206SC	Slotted Crossarm Threaded 5/8"-12 Acme	6-3/4	1 Sq.	3/8	2-25/32





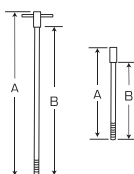
SLIDE HAMMER



Product #	Description	Height (in) (A)	Outside Diameter (in) (B)	Hole Diameter (in) (C)
J4260H	2-1/2 lbs Slide Hammer	4	2	5/8
J4055H	5 lbs Slide Hammer	5-5/16	3-1/4	5/8



T-HANDLE SLIDE RODS

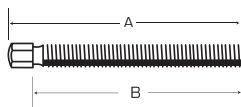


Product #	Description	Length (in) (A)	Thread Length (in) (B)	Shaft Diameter (in)	Thread
J4260R	Slide Rod	24	22	9/16	5/8"-12 Acme
J4275R	Short Slide Rod	12-3/4	10-3/4	9/16	5/8"-12 Acme



FORCING SCREW

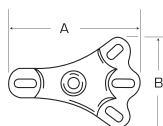
► Used with No. J4280S.



Product #	Description	Length (in) (A)	Thread Length (in) (B)	Hex (in)	Thread	Tip
J4205S	Forcing Screw	6-1/4	5-5/8	9/16	5/8"-12	Drilled for Replacement Tips J4022T and J4022TS
J4225S	Forcing Screw	10-1/4	9-1/4	3/4	3/4"-12	J4012T
J4235S	Forcing Screw	12	11-1/16	1/2	3/4"-12	J4012T



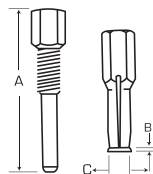
REAR AXLE FLANGE FOOT



Product #	Description	Length (in) (A)	Width (in) (B)	Shaft Diameter (in)	Thread
J4277B	Rear Axle Flange Foot	6-3/4	4-5/8	5/8	5/8"-12




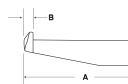
BLIND BEARING PULLER



Product #	Description	Length (in) (A)	Flange Size (in) (B)	Closed (in) (C)	Open (in) (C)
J4280B	Taper	3-1/8	—	—	—
	Collet	—	3/32	9/16" for 9/16" I.D.	49/64" for 11/16" I.D.



INSIDE HOOK JAW



Product #	Description	Length (in) (A)	Tip Thickness (in) (B)	Internal Thread	Use With
J4256S	Inside Hook Jaw	2-7/8	3/32	5/8"-12 Acme	5/8" Hole (Min.)

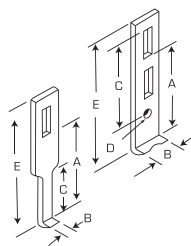


SPRING CLIP

Product #	Description	Acme Thread
J4021S	Spring Clip	J4026A, J4027
J4011S	Spring Clip	J4015, J4017, J4018



JAWS

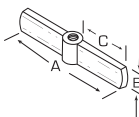


Product #	Description	Reach (in) (A)	Width (in) (B)	Jaw Length (in) (C)	Diameter (in) (D)	Length (in) (E)
J4026A	Dual Reach Jaw	4 and 2	1-1/4	4	25/64	6
J4027	Long Narrow Jaw	4	1/2	2-1/16	—	6





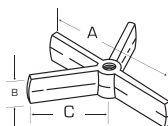
2-WAY CROSSARM THREADED 5/8" - 12 ACME



Product #	Description	Length (in) (A)	Height (in) (B)	Radius (in) (C)	Rating
J4206CA	2-Way Crossarm Threaded 5/8"—12 Acme	7	1-15/64	3-1/2	6 Ton
J4226CA	2-Way Crossarm Threaded 3/4"—12 Acme	11	1-5/8	5-1/2	10 Ton



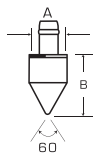
2-WAY/3-WAY CROSSARM THREADED 5/8" - 12 ACME



Product #	Description	Length (in) (A)	Height (in) (B)	Leg Length (in) (C)
J4208CA	2-Way/3-Way Crossarm Threaded 5/8"—12 Acme	7	1-15/64	3-1/2



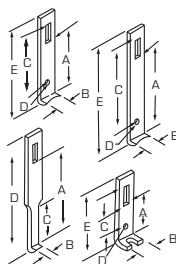
STANDARD TIP



Product #	Description	Taper	Shaft (in) (A)	Length (in) (B)	Use With Screws
J4012T	Standard Tip	60°	5/8	29/32	J4225S and J4235S



JAWS

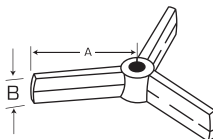


Product #	Description	Reach (in) (A)	Width (in) (B)	Length (in) (C)	Diameter (in) (D)	Overall Length (in) (E)
J4015	Short Jaw	4-11/16	1-1/2	5-1/8	25/64	7-9/16
J4016A	Dual Reach Jaw	7-1/8 and 4-11/16	1-1/2	7-3/8	25/64	10
J4017	Long Narrow Jaw	7-3/16	7/8	3-3/4	—	10
J4018	Cap Screw Jaw	2-15/16	1-1/2	3-9/16	25/64	5-7/8



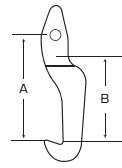
3-WAY CROSSARM THREADED 3/4" - 12 ACME

Product #	Description	Radius (in) (A)	Height (in) (B)
J4227CA	3-Way Crossarm Threaded 3/4" - 12 Acme	5-1/2	1-5/8

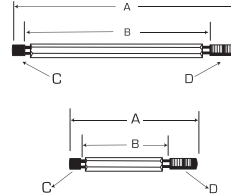


ADJUSTABLE REVERSIBLE JAW

Product #	Description	Length (in) (A)	Reach (in) (B)
J4230RJ	Adjustable Reversible Jaw	3-5/8	2-3/4



LEGS

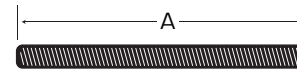


Product #	Description	Length (in) (A)	Shaft Length (in) (B)	Thread (C)	Thread (D)
J4240L	Medium Leg	14-3/16	12-19/64	1/2"-20 UNF	5/8"-18 UNF



SEPARATOR THREADED RODS

Product #	Length (in) (A)	Thread	For Separator
J4332R	8-1/2	5/8"-18 UNF	J4332
J4333R	10	3/4"-16 UNF	J4333



FORCING SCREW



Product #	Description	Hex Head (in)	Thread	Overall Length (in)	Detachable Tip
J4012	Forcing Screw	3/4	3/4"-10	11-13/16	J4012T



NOTE: ALL PROTO-EASE™ forcing screws are coated at the factory with the latest aerospace dry film lubricant designed to increase screw life, reduce wear and torque required for screw turning. It is recommended that a few drops of medium grade oil (SAE 30 or equivalent) be added to screw threads prior to every use. Screw threads must be kept clean at all times.

CONTENTS

ENGINE SERVICE TOOLS	774-780
FLUID SERVICE TOOLS	780-783
COOLING SYSTEM TOOLS	784-785
BATTERY TOOLS	785-787
SHOP SUPPORT	788-789
WHEEL TOOLS	789-790



CAMSHAFT BEARING TOOL

- › Removes or inserts camshaft bearings in most engines from compact cars to heavy trucks.
- › No problems with slightly undersized or oversized bearings.
- › Range of 1-1/8" to 2-19/32" (28.58 mm - 68.3 mm).
- › Rugged blow-molded case.

Product #	Opening Range (in)	Overall Length (in)	Weight (lbs)
JFP18A	1-1/8 to 2-19/32	30-19/64	16.51



51 PIECE FUEL INJECTION TEST KIT

- › For testing the fuel injection systems on most domestic and foreign cars with Schrader type ports.
- › Includes two gauges:
 - › Large 3-1/2" gauge with a range of 0-145 PSI/0-1000 KPA
 - › Medium 2-1/2" gauge with a range of 0-15 PSI/0-100 KPA
- › All adapters, gauge heads, and hose assemblies feature a quick coupling system.
- › Comes complete with rubber protectors for gauges, instructions, and adapters that will fit most domestic and foreign vehicle systems.
- › Easy to read identification marked on case and parts.
- › Rugged blow-molded case.

Product #	Graduation	Weight (lbs)
JFP1200MS	1 pound and 5 pound increment gauges	11.86



7 PIECE PNEUMATIC FAN CLUTCH WRENCH SET

- › Removes and installs fan clutch when repairing the water pump or fan clutch.
- › Use with air hammer.
- › Includes seven driving wrenches that fit Ford, GM, Chrysler, and Jeep. Sizes include: 7/8", 32 mm, 36 mm, 40 mm thin, 1-7/8", 2", and 47 mm.

Product #	Overall Length (in)	Weight (lbs)
JFP100	18	8.03





COMPRESSION TESTERS

- › Includes compression gauge, O-ring, and instructional pamphlet.
- › JCTR10 includes:
 - › Flexible hose and quick-disconnect coupler permit fast, easy engagement of threaded fitting into spark plug hole.
 - › Gauge has convenient side release valve and dual reading scale for both PSI and metric values (0 to 300 PSI, 0 to 20 kg/cm²).
 - › Equipped with neoprene "O" rings for positive finger-tight seal.
 - › Includes adapters for regular 18 mm spark plugs and for regular and long 14 mm spark plugs.



Product #	Overall Length (in)	Weight (lbs)	Repair Kit
JCTR10	10-29/32	1.08	JCTR10RK



COMPRESSION GAUGE PARTS

Product #	Content	Overall Length (in)	Use With	Weight (lbs)
JCTG1	Gauge	3-1/2	JCT21, JCTR10	0.39
JCTR10-7A	O-Ring	7/16	JCTR10	0.01
JCTR10RK	Repair Kit	22-5/16	JCTR10	0.80
JCTR20RK	Repair Kit	9-1/2	JCTR20	0.48



MASTER SERPENTINE BELT TOOL

- › Spring-loaded idler pulley releases tension on serpentine belts.
- › Use to remove and install belts on serpentine belt systems.
- › Fits idler pulleys requiring 13 mm, 14 mm, 15 mm, 16 mm, 18 mm, 19 mm, hex, and both 3/8" and 1/2" square drive sizes.
- › For applications with limited access; 13 mm and 16 mm, and 19 mm sockets are built into the handle.
- › Covers most domestic and some foreign applications.
- › Comes with extension for hard-to-reach idler pulleys.
- › Eight low profile sockets and extensions help to fit into tight places.



Product #	Width (in)	Height (in)	Overall Length (in)	Weight (lbs)
JFP59800	2-1/2	2-13/64	24-13/32	2.36



BUDD WHEEL DEEP LENGTH IMPACT SOCKETS

- › Stamped size for easy reference.
- › Side locking hole.



Product #	INCH	Drive Size (in)	Drive End Outside Diameter (in)	Nut End Outside Diameter (in)	Overall Length (in)	Weight (lbs)
J07524-LS	1-1/2	3/4	1-5/8	2-1/4	4	3.12
J10024LS	1-1/2	1	2-3/8	2-3/8	4	2.96



3/8" DRIVE SPARK PLUG SOCKETS - 6 POINT

- › With rubber insert.

Product #	INCH	Nut End Outside Diameter (in)	Overall Length (in)	Weight (lbs)
J5020-50	5/8	3/16	2-1/2	0.21
J5026HPA	13/16	19/64	2-3/4	0.35



3/8" DRIVE UNIVERSAL SPARK PLUG SOCKETS - 6 POINT

- › With rubber insert.

Product #	INCH	Drive End Outside Diameter (in)	Nut End Outside Diameter (in)	Nut Depth (in)	Overall Length (in)	Weight (lbs)
J5020-70A	5/8	23/32	27/32	5/16	3-19/64	0.26
J5026-50A	13/16	23/32	1-1/16	5/16	3-3/8	0.34



3/8" DRIVE EXTRA DEEP SPARK PLUG SOCKET - 6 POINT

- › Rubber retainer holds spark plug in place.
- › Knurled for hand turning.

Product #	INCH	Drive Size (in)	Overall Length (in)	Weight (lbs)
JFED2032RD	5/8	3/8	4	0.71





9 PIECE SPARK PLUG SET - 6 POINT

- › Includes three different sizes and three different configurations most commonly used when working with spark plugs.
- › 9/16", 5/8", and 13/16" spark plug sockets in standard, universal, and extra deep lengths.
- › Chrome finish for easy clean-up and long-lasting corrosion protection.
- › 3/8" square drive sockets feature a rubber insert to securely grab the spark plug.
- › Each socket is knurled for easy hand turning.
- › Rugged blow-molded case.



Product #	Drive Size (in)	Overall Length (in)	Weight (lbs)
JFP9SET	3/8	12	5.50

9 PIECE SPARK PLUG SET - BLACK - 6 POINT

- › Includes three different sizes and three different configurations most commonly used when working with spark plugs.
- › 9/16", 5/8", and 13/16" spark plug sockets in standard, universal, and extra deep lengths.
- › Universal styles for most applications.
- › 3/8" square drive sockets feature a rubber insert to securely grab the spark plug.
- › Each socket features a knurl for easy hand turning.
- › Black-oxide finish.
- › Rugged blow-molded case.



Product #	Drive Size (in)	Overall Length (in)	Weight (lbs)
JFP9BSET	3/8	14	5.26

TAILPIPE & EXHAUST CUT-OFF TOOL

- › 15 mm diameter cutters.
- › Cuts thick and thin walled pipe from 3/4" to 3-1/4" (19 mm to 83 mm) in diameter.
- › 1/4 turn for complete cut.
- › Cutting wheels on every pivot.



Product #	Capacity (in)	Overall Length (in)	Weight (lbs)
JFP770	3-1/4	14-1/2	1.14



STETHOSCOPE

- › Fast, accurate method for locating trouble in engines.
- › Determines if moving parts are worn, such as pistons, gears, valves, water pumps, gaskets, bearings, etc.
- › Plastic ear protectors help reduce shop noise.
- › Spring steel diaphragm for long use.
- › Shock resistant handle.



Product #	Height (in)	Overall Length (in)	Weight (lbs)
JFP500A	2-3/32	14-29/32	0.47

13 PIECE IGNITION SET

Product #: **J3200C**

Contents	INCH	Overall Length (in)
J3210	13/64 x 15/64	3
J3211	15/64 x 13/64	3
J3215	7/32 x 1/4	3
J3216	1/4 x 7/32	3
J3220	9/32 x 5/16	3-1/2
J3221	5/16 x 9/32	3-1/2
J3225	11/32 x 3/8	3-3/4
J3226	3/8 x 11/32	3-3/4
J000D	Ignition Feeler Gauge Set	4
J235	Ignition Pliers	5-1/4
J2302	Ignition Point File	5-1/4
J9853	Screw Start	5-5/8
66-101-A	Pocket Screwdriver	4-3/8
J25TR10C	Tool Roll	12

Weight (lbs): 0.67



- › Satin finish provides corrosion resistance and a slip-resistant grip.
- › 15° and 60° angle heads combined with the same opening size on both ends allows the wrench to be used in four different turning angles.
- › Standard open end wrench configuration.



9 PIECE IGNITION SET

Product #: **J3200D**

Contents	INCH	Overall Length (in)
J3210	13/64 x 15/64	3
J3211	15/64 x 13/64	3
J3215	7/32 x 1/4	3
J3216	1/4 x 7/32	3
J3220	9/32 x 5/16	3-1/2
J3221	5/16 x 9/32	3-1/2
J3225	11/32 x 3/8	3-3/4
J3226	3/8 x 11/32	3-3/4
J235	Ignition Pliers	5-1/4
J25TR09C	Tool Roll	9-3/32

Weight (lbs): 0.47



- › Satin finish provides corrosion resistance and a slip-resistant grip.
- › 15° and 60° angle heads combined with the same opening size on both ends allow the wrench to be used in four different turning angles.
- › Standard open end wrench configuration.





IGNITION POINT FILE

- › Tungsten file for spark plugs, distributors, and other electrical contact points.
- › Has chisel tip and smooth extended grip.

Product #	Overall Length (in)	Weight (lbs)
J2302	5-1/4	0.01



MIDGET ANGLE NOSE PLIERS

- › Nose angled for easy access.
- › Angled teeth provide superior gripping power over standard right angled teeth.
- › Plastisol grips for added comfort.

Product #	Jaw Length (in)	Jaw Width (in)	Jaw Thickness (in)	Overall Length (in)	Weight (lbs)
J235	3/4	5/8	11/64	4-1/16	0.10



GASKET & CARBON SCRAPERS

- › Angled blade for access into tight areas.
- › Ideal for removing gaskets and carbon.
- › Comfortable, four-sided handle.

Product #	Blade Width (in)	Overall Length (in)	Weight (lbs)
J2336	1-1/2	12	0.30
J2338	1-1/16	11	0.38



COTTER PIN PULLER

- › Precision formed curves provide excellent leverage in prying out cotter pins quickly and easily.
- › Large plastic handle.

Product #	Blade Length (in)	Overall Length (in)	Weight (lbs)
J2306	3-7/16	7-3/4	0.25



5 PIECE OIL FILTER CUP WRENCH SET

Product #: **JFFKIT5**

- › Filter cup wrenches will service 98% of the cars in the U. S. A.
- › Made of super-strong nylon fiber composite that will withstand more torque than conventional metal filter wrenches.
- › Metal insert in wrench.
- › Includes:
 - › 65/67 mm, 14 flute oil filter
 - › 74/76 mm, 15 flute oil filter
 - › 76 mm, 14 flute oil filter cup
 - › 93 mm, 15 flute oil filter cup
 - › 76/80/93 mm, 30/15/36 flute oil



Diameter Minimum (in)	Diameter Maximum (in)	Diameter Minimum (mm)	Diameter Maximum (mm)	Width (in)	Height (in)	Overall Length (in)	Weight (lbs)
2-1/2	3-5/8	65	93	8-3/32	3	12	2.30



SELF-GRIPPING OIL FILTER WRENCH

- › Use for removal and installation of oil filters.
- › Filter sizes: 3-1/8" - 4-3/4" (80 mm-120 mm).
- › 3/8" drive (also includes 1/2" drive adapter).



Product #	Diameter Minimum (in)	Diameter Maximum (in)	Diameter Minimum (mm)	Diameter Maximum (mm)	Width (in)	Height (in)	Overall Length (in)	Weight (lbs)
JFF120	3-1/8	4-3/4	80	120	3-29/32	3-19/64	4-13/64	1.51

HEAVY-DUTY FILTER STRAP WRENCH

- › Heavy-duty cordura strap for high-torque application requirements.
- › For 3/8" and 1/2" ratchet or breaker bar use.
- › Fits large oil filters up to 9" (228 mm) diameter.



Product #	Diameter Minimum (in)	Diameter Maximum (in)	Diameter Minimum (mm)	Diameter Maximum (mm)	Width (in)	Height (in)	Overall Length (in)	Weight (lbs)
JFF278	4	9	100	228	3-51/64	1-1/2	6-19/32	0.58



OIL FILTER WRENCHES

- › Handle swivels to avoid obstructions.
- › Stainless steel band for added strength.

Product #	Diameter Minimum (in)	Diameter Maximum (in)	Overall Length (in)	Weight (lbs)
J3007	2-7/8	3-1/4	8	0.81
J3006	3-1/2	3-7/8	8-1/2	0.81
J3008	4-1/8	4-1/2	9-1/2	0.88



SWIVEL OIL FILTER WRENCH

- › Stainless steel band with projection welds for strength and anti-corrosion.
- › Heat-treated swivel handle adjusts to a wide arc of positions.
- › Minimum grip: 4-1/8" (104.7 mm).
- › Maximum grip: 4-7/16" (112.7 mm).
- › Over 150 foot pounds of torque.



Product #	Diameter Minimum (in)	Diameter Maximum (in)	Diameter Minimum (mm)	Diameter Maximum (mm)	Height (in)	Overall Length (in)	Weight (lbs)
JFF5325A	4-1/8	4-7/16	104.7	112.7	1	10	0.65

ADJUSTABLE OIL FILTER PLIERS

- › Heavy-duty forged jaws with three contact points to grip stubborn oil filters.
- › Textured grips for non-slip operation.




Product #	Opening Range (in)	Diameter Minimum (in)	Diameter Maximum (in)	Diameter Minimum (mm)	Diameter Maximum (mm)	Height (in)	Overall Length (in)	Weight (lbs)
JFF297	2-1/4 to 5	2-1/4	5	57	127	19/32	13-19/32	1.25
JFF287	3-3/4 to 7	3-3/4	7	94	178	1	19	3.28

SPILL-FREE FUNNEL

Product #: **JFF160**

- › Threaded cap and adapter for newer GM "threaded style" radiator openings.
- › Eliminates trapped air pockets which can cause erratic cooling system and heater performance.
- › Controls amount of coolant entering system and enables unattended filling of the cooling system.
- › Eliminates squeaky belts caused by coolant overflow and protects the environment.
- › Includes four adapters which fit most domestic and foreign vehicles and light trucks.
- › Angled neck for use with radiator caps placed at an angle.
- › Weight (lbs): 1.15



8 GALLON OIL LIFT DRAIN

- › Quick-release lock ring for fast raising and lowering of upper tube.
- › Total adjustment range of 22-1/2".
- › Large 15" funnel with strainer.
- › Heavy-duty clamp with height adjustment range of 15".
- › Specially shaped container holds up to 8 gallons.
- › Reinforced base will help prevent warping from hot oil.
- › Large handles and big pour spout for easy pouring.
- › 2-1/2" ball bearing wheels (4) swivel and roll easily.



Product #	Height (in)	Weight (lbs)
JFF1102	48-1/2	13.38



4 PIECE LOCKING HOSE CLAMP PLIERS SET

- › Complete unique locking coolant system pliers set is ideal for one-person replacement of radiators, cooling lines, etc.
- › Locking waffle-nose hose clamp pliers to access/open hard-to-reach flat band hose clamps (7" and 9").
- › Locking hose pinch-off pliers to pinch and lock closed vent/radiator/vacuum/fuel hoses/lines (7" and 9").
- › Packaged in sturdy nylon roll pouch.

Product #	Height (in)	Overall Length (in)	Weight (lbs)
JFFHC4	6-1/4	12-19/64	3.50





HOSE CLAMP PLIERS

- › Installs and removes wire spring tension clamps.
- › Two position jaws grip full range of clamp sizes.
- › Plastisol grips for added comfort.



Product #	Overall Length (in)	Weight (lbs)
J2526	7-3/4	0.56



PINCH-OFF PLIERS

- › Patented clamping mechanism provides positive clamping without springs or adjustments.
- › Tested to 50,000 cycles without failure.
- › Heat-treated steel construction.
- › Swivel mounted clamps adjust to provide parallel clamping operation.
- › Cushioned hand grips.
- › For pinching-off flexible fuel lines, brake lines, and vacuum hoses in cars, motorcycles, and engines of all kinds.



Product #	Jaw Opening (in)	Jaw Width (in)	Jaw Depth (in)	Throat Depth (in)	Throat Height (in)	Max. Jaw Capacity (in)	Overall Length (in)	Weight (lbs)
JFF554	3/4	2	1/2	1-1/2	1/2	3/4	5-1/2	0.19
JFF555	2	2	1/2	1-1/2	1/2	1-1/4	9-1/4	0.78
JFF556	2-1/2	2	1/2	2-1/2	1/2	2-1/2	13-3/4	1.25



ANTIFREEZE TESTER

Product #: **JFFCC3**

- › Compact, lightweight, and break-resistant.
- › Easy to read plastic housing.
- › Tests all ethylene glycol based antifreeze including Dex-Cool®, hot or cold.
- › Temperature compensating with Fahrenheit and Celsius scales from +32°F to -60° F.
- › Weight (lbs): 0.20



6 PIECE LARGE TRUCK COOLING SYSTEM ADAPTER SET

Product #: **JFF600**

- › Compatible with most cooling system pressure generating pumps.
- › Includes six cooling system adapters:
 - › Large trucks with "B" half turn twist on filler neck
 - › International, Freightliner, and others (52 mm x 2.5 mm)
 - › Volvo trucks (63 mm x 3 mm)
 - › Additional Volvo trucks (48 mm x 3 mm)
 - › Freightliner trucks (60 mm x 3 mm)
 - › Late model Kenworth and Peterbilt (52 mm x 2.5 mm)
- › Weight (lbs): 5.24



23 PIECE COMPLETE AUTO COOLING SYSTEM TESTER

Product #: **JFF1700**

- › For cars and light trucks.
- › Pump attaches to filler neck.
- › 17 adapters included (one is dual adapter).
- › Adapter resembles cap from system being tested.
- › Includes:
 - › Complete pressure pump assembly with knob
 - › Pressure gauge
 - › Adapters
- › Weigh (lbs): 15.36



Adapter Sizes

48 mm x 3 mm
45 mm x 3 mm
56.6 mm x 3 mm
52 mm x 3 mm
52 mm x 2.5 mm
63 mm x 3 mm
62 mm x 4 mm
52 mm x 3 mm
34 mm x 3 mm



4 PIECE QUICK DISCONNECT TOOL KIT

- › Contains one each of all four sizes of Jiffy-Tite quick disconnect tools (3/8", 1/2", 5/8" and 5/8" 30%).
- › Applications include light-duty GM cars, trucks, vans, SUVs, and medium-duty GM trucks.
- › Rugged blow-molded case.



Product #	Height (in)	Overall Length (in)	Weight (lbs)
JFFJT4KIT	1-11/16	6-1/2	0.72



6 PIECE ANGLED DISCONNECT SET

Product #: **JFFDS400**

- › Disconnects air conditioning, quick connect fuel lines, and spring lock couplings on Ford and Chrysler A/C lines.
- › Works on fuel lines and other quick disconnect couplings on domestic and foreign vehicles.
- › Angled handles to access tight spots.
- › Made of durable plastic that resists fuels and solvents.
- › Includes sizes: 5/16", 3/8", 1/2", 5/8", 3/4", and 7/8".



Height (in)	Overall Length (in)	Weight (lbs)
1-1/2	3	0.16



21 PIECE MASTER DISCONNECT SET

Product #: **JFF4000**

- › Low profile 3/8" flex fuel disconnect tool for disconnecting hard-to-reach and difficult fuel filters.
- › Stepped disconnect tools fit transmission oil cooler lines on many Fords and other vehicles.
- › Low-profile fuel module disconnect for GM works great on Suburban, Tahoe, and full-sized truck module applications.
- › Coupler disconnect fits applications on transmissions, power steering, and radiators.
- › Includes:
 - › 6 Piece Angled Disconnect Set
 - › 6 Piece Angled AC/Fuel Line Disconnect Set
 - › Fuel Filter Disconnect for GM
 - › Hairpin Disconnect
 - › Fuel Line Quick Disconnect for GM
 - › 5/16" and 3/8" Scissor Disconnect
 - › Coupler Disconnect
 - › Ford Transmission Line Disconnect Set



Width (in)	Height (in)	Overall Length (in)	Weight (lbs)
8-1/2	2-3/32	11-51/64	1.68



RATCHET PUMP

- › Converts any 3/8" air ratchet to a fluid transfer pump.
- › Fill or drain brake fluid, power steering fluid, transmission fluid, engine oil, coolant, gear oils, and more (Not approved or intended for use with gasoline or flammable fluids).
- › Quick coupling fittings allow easy hose changes and no-drip storage of pump.
- › Fast draw rates:
 - › Transmission fluid 1L (34 oz.) in 40 seconds (8 mm)
 - › 20/50 motor oil 1L (34 oz.) in 45 seconds (6 mm)
- › Includes the ratchet pump, 39" 8 mm discharge hose, 31" 6 mm suction straw, 19" 8 mm suction hose packaged in a rugged blow-molded case (Air ratchet not included).



Product #	GPM/IPM	Overall Length (in)	Weight (lbs)
JFF910	36 ounces per minute	8	2.23

900 PEAK AMP ULTRA-PORTABLE JUMP STARTER

- › Built-in battery charger (accepts standard 110V extension cords) with automatic overcharge protection.
- › Built-in removable flashlight.
- › 27" #4 AWG cables with full-size clamps.
- › 9 amp-hour battery.
- › Lightweight.
- › 12V DC power socket to power accessories.



Product #	Voltage	Weight (lbs)
JFE5120	12V	10.00

6V/12V/24V FLEET CHARGER

- › UL/CUL/CSA approved for indoor/outdoor use.
- › 455 amp manufacturers boost rating.
- › 255 amp UL continuous assist rating.
- › 75-/65-/30 amp UL continuous rating.
- › Automatic 90-minute timer with hold position.
- › AC and DC circuit overload protected.
- › Patented "Stop/Go Light".
- › Heavy-duty chrome handle.
- › Fan cooled.
- › 500 amp rated clamps.



Product #	Voltage	Weight (lbs)
JFEH6006	6/12/24V	45.00



12V/24V FLEET CHARGER

- › Commercial quality jump starter designed for heavy-duty and over the road jump starting applications.
- › Built-in automatic 10 Amp battery charger.
- › 12/24 volt settings.
- › 1400 Cold cranking amps in 12 volt mode.
- › 800 Cold cranking amps in 24 volt mode.
- › 10' Jumper cable leads (1/0 welding cable).



Product #	Voltage	Weight (lbs)
JFE14289	12/24V	52.00





6 PIECE BATTERY KIT

- › Complete battery tool service kit with pouch.
- › Includes:
 - › Extra long 5/16" ratcheting terminal wrench
 - › 5/16" standard length ratcheting terminal wrench
 - › 10 mm standard length ratcheting terminal wrench
 - › Battery pliers
 - › 4-in-1 battery terminal cleaner
 - › Battery puller/lifter



Product #	Height (in)	Overall Length (in)	Weight (lbs)
JFE6KIT	11-19/32	11-19/32	2.47

12 PIECE TERMINAL TOOL KIT

Product #: **JFE96030**

- › Fits most GM computer connectors and terminals.
- › Individually handled for easy access into tight places.
- › Color coded for easy identification.

Red Anodized Handle	Green Anodized Handle
Tube, Spring-Loaded, 3.3 mm x 28.0 mm	Tube, 3.3 mm x 28.0 mm
Square Blade, 1.4 mm x 19.0 mm	Tube, 4.3 mm x 13.0 mm
Flat Blade, 1.5 mm x 24.75 mm	Tube, 3.75 mm x 13.0 mm
Flat Blade, 2.0 mm x 23.0 mm	Tube, 3.0 mm x 13.0 mm
Fork Blade, 8.0 mm x 24.0 mm	Flat Twin Blade, 3.0 mm
Flat Blade Screwdriver, 3/16" x 1"	Flat Twin Blade, 1.6 mm

Weight (lbs): 0.73



BATTERY POST & TERMINAL CLEANER

- › Circular outer brush cleans contact area.
- › Cleans cable end with cap removed.

Product #	Overall Length (in)	Weight (lbs)
J2320	3-15/16	0.14



BATTERY TERMINAL SPREADER & REAMER

- › Spreads and cleans clamps in one quick operation.
- › Plastisol grips for added comfort.

Product #	Overall Length (in)	Weight (lbs)
J319	7-1/2	0.55



SPIDER CREEPER

- › 40" heavy-duty creeper.
- › Full-size, comfortable, and tough.
- › 400 lbs capacity; sturdy and reliable for the most brutal shop environments.
- › 1/2" ground clearance / 2" minimum height allows user to perform services beneath very low profile vehicles.
- › Six 3" industrial grade casters for easy movement on rough shop floors.
- › 1-1/2" powder coated steel constructed frame.



Product #	Capacity (lbs)	Width (in)	Overall Length (in)	Weight (lbs)
JFC400SPI	400	18	40	26.91

HEAVY-DUTY TOOL TROLLEY

- › 300 lbs seating capacity.
- › 18" seating height.
- › 1" chrome finished tubular steel constructed frame.
- › 3" industrial grade hard floor casters, 2 with brakes.
- › Comfortable 16" x 16" x 3-1/2" thick vinyl fabric over foam seat.
- › Contoured 12" x 6" x 2-1/2" thick vinyl over foam back.
- › 12" x 18" x 1-3/4" heavy-duty stamped steel tool tray.



Product #	Capacity (lbs)	Width (in)	Height (in)	Weight (lbs)
JFC1010	300	16	36	21.38

HEAVY-DUTY SHOP STOOL

- › 300 lbs seating capacity.
- › 29" to 34" pneumatic gas lift seat height adjustment.
- › Comfortable 14" diameter x 3-1/2" thick vinyl fabric over foam seat.
- › Contoured 12" x 6" x 2-1/2" thick vinyl over foam back.
- › Durable steel constructed seat control with dual 1" tubular steel back bars.
- › Back depth adjustment.
- › 1" chrome finished tubular legs with 18" diameter steel foot ring.



Product #	Capacity (lbs)	Width (in)	Height (in)	Weight (lbs)
JFC1011	300	14	44	24.02



FENDER COVER - HEAVYWEIGHT

- › Expanded 115 gauge thick vinyl material.
- › Grease and acid-resistant vinyl.
- › Full length sewn in tool ridge.
- › Textured grip back.
- › Binding around outside edge for added durability.

Product #	Width (in)	Overall Length (in)	Weight (lbs)
JFCHD1B	27	34-1/2	1.95



FENDER COVER - LIGHTWEIGHT

- › Expanded 70 gauge vinyl material.
- › Grease and acid-resistant vinyl.
- › Full length sewn in tool ridge.

Product #	Width (in)	Overall Length (in)	Weight (lbs)
JFCR2B	27	34-1/2	0.95



BEARING PACKER

- › Flushes out old grease and re-packs bearings with less mess.
- › Fits bearings up to 3-1/2" (outer diameter).
- › Grease stays in tool cavity and off of your hands.
- › Simplifies the process: Place the bearing on the piston; press down the cap until the old grease is forced out and the new grease shows on top.

Product #	Height (in)	Overall Length (in)	Weight (lbs)
JFC300	4	6	1.00



1/2" DRIVE 9 PIECE WHEEL TORQUE MASTER KIT

Product #: JFC1503

- › Designed for use with a 1/2" drive impact wrench.
- › Comes with a color wall chart and custom case.

Code	Ft/Lbs	Color	Impact Socket Size	
			INCH	MM
A	100	Brown	13/16"	–
B	80	Orange	–	21 mm
C	100	Grey	3/4"	19 mm
D	60	Black	–	21 mm
E	80	Blue	3/4"	19 mm
F	65	Yellow	3/4"	19 mm
G	80	Red	–	17 mm
H	55	Green	–	17 mm
I	120	White	7/8"	–

Weight (lbs): 9.70



1/2" DRIVE 5 PIECE WHEEL TORQUE EXTENSION KIT

Product #: **JFC1463**

- › Designed to torque wheel nuts on foreign and domestic cars and light trucks.
- › For use with thin wall or impact lug nut sockets.
- › Includes wall chart and custom case.

Code	Ft/Lbs	Color
C	100	Grey
E	80	Blue
F	65	Yellow
I	120	White
Q	140	Aqua

Weight (lbs): 3.59



1/2" DRIVE 4 PIECE AMERICAN CAR WHEEL TORQUE KIT

Product #: **JFC1553**

- › For work on American makes of cars, light trucks, and vans.
- › Includes four torque sockets.

Code	Ft/Lbs	Color	Torque Socket Size	
			INCH	MM
A	100	Brown	13/16"	—
C	100	Grey	3/4"	19mm
D	60	Black	—	21mm
E	80	Blue	3/4"	19mm

Weight (lbs): 4.82



6 PIECE UNIVERSAL DISC BRAKE CALIPER SET

Product #: **JFC2500MA**

- › Universal brake caliper tool set assists in the replacement of pads on most vehicles with 4-wheel disc brakes.
- › Tool and adapters rotate brake pistons into calipers allowing clearance for newer, thicker brake pads.
- › Five disc sizes to fit most domestic and foreign vehicles, covers most: Honda, Ford, GM, Jaguar, Mazda, Audi, Chrysler, Nissan, Toyota, VW, and Subaru 4-wheel disc brake systems.
- › Hex end threaded bolt pushes adapter into caliper; smooth operation with wrench or socket.
- › Rugged blow-molded case.
- › Weight (lbs): 4.56



CONTENTS

ILLUMINATION	792
GREASE GUNS	792-793
TUBING CUTTING & FLARING TOOLS	793
FEELER GAUGE SETS	794-797
FEELER GAUGES	796
RETRIEVING TOOLS	797
MIRRORS	798
PICKUP TOOLS	798
SCREW EXTRACTORS	799
BOLT EXTRACTOR SET	800
HAND IMPACT DRIVER SET	801
PULLERS	801-802

ALUMINUM LED/UV DUAL LIGHT

- › Tough aluminum housing is anodized inside and out.
- › Patterned, rugged handle for firmer grip and resists corrosion.
- › Up to 100,000 hours of service.
- › High-impact polycarbonate lens.
- › Magnetic base.
- › UL AC charger and 12V cigarette charger included.
- › 1.5W LED flashlight head rated at 130 lumens.
- › 33 bright white LED rated at 80 lumens.
- › 20 UV LED rated at 390NM.



Product #	Diameter Maximum (in)	Voltage	Lumens	Overall Length (in)	Weight (lbs)	Battery Type
JFC98266D	1-45/64	12V/110V	1.5W LED flashlight head rated at 130 lumens; 33 bright white LED rated at 80 lumens; 20 UV LED rated at 390NM	15-1/2	1.05	NiMh internal battery

CONTINUOUS SHOT AIR GREASE GUN

- › Heavy-duty cast aluminum body with comfortable cushion-grip.
- › 3-way loading: bulk, 14 oz. cartridge, and filler pump.
- › Bleeder valve for purging unwanted air.
- › 40:1 ratio.
- › Output per stroke: 2 ml.
- › Output pressure: 3,600 PSI.



Product #	Overall Length (in)	Weight (lbs)
JFC63HD	16-3/32	4.05

HEAVY-DUTY SINGLE SHOT AIR GREASE GUN

- › Heavy-duty composite body with comfortable cushion-grip.
- › 3-way loading: bulk, 14 oz. cartridge, and filler pump.
- › Bleeder valve for purging unwanted air.
- › 40:1 ratio.
- › Output per stroke: 2 ml.
- › Output pressure: 3,600 PSI.



Product #	Overall Length (in)	Weight (lbs)
JFC53HD	16-13/32	3.22



HEAVY-DUTY PISTOL GRIP GREASE GUN

- › 3-way filling: bulk, cartridge, or filler pump.
- › 16 oz. bulk fill.
- › 14 oz. standard cartridge.
- › Heavy-duty 1.7 mm thick seamless barrel to avoid dents.
- › Aluminum head reduces weight.
- › Heavy-duty flexible 18" nylon hose and 6" metal spout for easy use.
- › Output pressure: 3,600 PSI.

Product #	Overall Length (in)	Weight (lbs)
JFC33HD	16	3.86



SUCTION GUN

- › Heavy-duty, 16 oz. capacity, 1.7 mm thick seamless barrel with textured finish.
- › 12" clear flexible tube.
- › Heavy-duty "T" handle with finger grooves for easy use.

Product #	Overall Length (in)	Weight (lbs)
JFC19HD	14-51/64	2.35



TUBING CUTTER

- › Cuts metal tubing from 1/8" through 1-1/8" O.D. quickly and cleanly.
- › Features heat-treated alloy steel cutting blade, special rollers, and heavy-duty screw mounted in durable steel frame.
- › Large screw-knob and retractable tubing reamer.

Product #	Diameter Dial	Weight (lbs)
J350	350c	0.82



TUBING FLARING TOOL

- › A complete flaring tool for tubing 3/16" through 5/8" O.D.
- › Includes multiple hole 45° V-block and flaring yoke with hardened, polished, ball-bearing mounted cone.
- › Ideal for use on copper tubing; not recommended for use on steel applications.

Product #	V-Block Only	Yoke Only	Weight (lbs)
J351	351V	351Y	0.82



9 BLADE STANDARD FEELER GAUGE SET

Product #: J000A

- › Contains 9 short 3 inch blades in steel holder.
- › Sizes: .003", .004", .005", .006", .008", .010", .012", .015", .018".
- › Blades etched with both decimal size and metric equivalent.
- › Weight (lbs): 0.07

INCH 



15 BLADE METRIC FEELER GAUGE SET

Product #: J00MM15

- › 1/2" x 3" metric blades in steel holder.
- › Sizes: 0.06 mm, 0.07 mm, 0.08 mm, 0.10 mm, 0.15 mm, 0.20 mm, 0.25 mm, 0.30 mm, 0.35 mm, 0.40 mm, 0.45 mm, 0.50 mm, 0.55 mm, 0.60 mm, 0.70 mm.
- › Weight (lbs): 0.13

MM 



25 BLADE MASTER FEELER GAUGE SET

Product #: J000AA

- › 1/2" x 3" blades in steel holder.
- › Sizes: .0015" thru .040" except .019".
- › Blades etched with both decimal size and metric equivalent.
- › Weight (lbs): 0.19

INCH 



25 BLADE METRIC FEELER GAUGE SET

Product #: J00MM25

- › 1/2" x 3" metric blades in steel holder.
- › Sizes: 0.04 mm, 0.05 mm, 0.06 mm, 0.07 mm, 0.08 mm, 0.09 mm, 0.10 mm, 0.15 mm, 0.20 mm, 0.25 mm, 0.30 mm, 0.35 mm, 0.40 mm, 0.45 mm, 0.50 mm, 0.55 mm, 0.60 mm, 0.65 mm, 0.70 mm, 0.75 mm, 0.80 mm, 0.85 mm, 0.90 mm, 0.95 mm, 1.00 mm.
- › Weight (lbs): 0.22

MM 



22 BLADE STEP CUT FEELER GAUGE SET

Product #: J000N

- › "Go / no-go" 1/2" x 3-5/16" blades in steel holder.
- › Each blade has two different thicknesses.
- › Sizes: .004/.006", .005/.007", .006/.008", .007/.009", .008/.010", .009/.011", .010/.012", .011/.013", .012/.014", .013/.015", .014/.016", .015/.017", .016/.018", .017/.019", .018/.020", .019/.021", .020/.022", .021/.023", .022/.024", .023/.025", .024/.026", .025/.027".
- › Blades etched with both decimal size and metric equivalent.
- › Weight (lbs): 0.19

INCH 





11 BLADE BENT FEELER GAUGE SET

Product #: **J000M**

- › 1/2" x 4" blades with a 1" bend in steel holder.
- › Sizes: .006", .008", .010", .011", .012", .013", .014", .015", .018", .019", .020".
- › Blades etched with both decimal size and metric equivalent.
- › Blades are offset at a right angle to help protect hands from a hot manifold while setting an overhead valve.
- › Weight (lbs): 0.13

INCH 



12 BLADE LONG FEELER GAUGE SET

Product #: **J000SL**

- › 1/2" x 12" blades in steel holder.
- › Sizes: .0015", .002", .003", .004", .005", .006", .008", .010", .012", .014", .015", .020".
- › Blades etched with both decimal size and metric equivalent.
- › Weight (lbs): 0.30

INCH 




25 BLADE LONG FEELER GAUGE SET

Product #: **J000TL**

- › 1/2" x 12" blades in steel holder.
- › Sizes: .0015", .002", .003", .004", .005", .006", .007", .008", .009", .010", .011", .012", .013", .014", .015", .016", .017", .018", .019", .020", .021", .025", .027", .030", .040".
- › Blades etched with both decimal size and metric equivalent.
- › Weight (lbs): 0.72

INCH 



6 BLADE NON-MAGNETIC FEELER GAUGE SET

Product #: **J000BR**

- › Contains non-magnetic brass feeler blades for checking the air gap in electronic ignition systems for all weather conditions.
- › 1/2" x 3" blades in steel holder.
- › Sizes: .006", .008", .010", .012", .014", .016".
- › Blades etched with both decimal size and metric equivalent.
- › Weight (lbs): 0.08


INCH 



SHORT BLADE HOLDER

Product #: **J000C**

- › Large enough to accommodate all 26 short blades.
- › Weight (lbs): 0.05



SHORT BLADE FEELER GAUGES

Product #	Blade Thickness (in)	Weight (lbs)
J0015	0.0015	0.01
J002	0.002	0.01
J003	0.003	0.01
J004	0.004	0.04
J005	0.005	0.01
J006	0.006	0.01
J009	0.009	0.01
J010	0.010	0.02



LONG BLADE FEELER GAUGES

Product #	Blade Thickness (in)	Weight (lbs)
J002L	0.002	0.01
J004L	0.004	0.01
J005L	0.005	0.01



10 BLADE IGNITION FEELER GAUGE SET

Product #: **J000D**

- › 1/4" x 1-3/4" blades in steel holder.
- › Sizes: .013", .015", .017", .018", .020", .025", .030", .032", .035", .040".
- › Blades etched with both decimal size and metric equivalent.
- › Weight (lbs): 0.06

INCH



16 BLADE OVERHEAD VALVE FEELER GAUGE SET

Product #: **J000R**

- › 1/2" wide bent gauges for setting overhead valves.
- › Sizes: .009", .010", .011", .014", .015", .016", .017", .018", .019", .020", .021", .023", .024", .025", .026", .027".
- › Blades are bent at a 45° angle to help protect hands from a hot manifold while setting an overhead valve.
- › Blades etched with both decimal size and metric equivalent.
- › Weight (lbs): 0.25

INCH





HIGH ENERGY SPARK PLUG GAP GAUGE SET

Product #: **J000J**

- › For use in setting gaps and spark plugs with high energy ignition systems.
- › Includes blade holder, electrode bender and six bent wire gauges in sizes .044", .045", .050", .054", .060", .080".
- › Gauges marked with both decimal size and metric equivalent.
- › Weight (lbs): 0.08

INCH



SPARK PLUG GAP GAUGE SET

Product #: **J000K**

- › Spark plug electrode bender and eight bent wire gauges in sizes .020", .022", .025", .027", .028", .030", .035", .040".
- › Gauges marked with both decimal size and metric equivalent.
- › Weight (lbs): 0.07

INCH



FLEXIBLE RETRIEVING & HOLDING TOOLS

- › Designed to position or retrieve small objects.
- › Spring-loaded plunger actuates jaws at end of flexible casing.

Product #	Overall Length (in)	Weight (lbs)
J2344	13-1/2	0.19
J2345	23-1/2	0.26



FLEXIBLE MAGNETIC RETRIEVING TOOLS

- › Retrieves small objects from hard-to-reach places.
- › Push button allows reaching an object before energizing the magnet.

Product #	Lift Power (lbs)	Overall Length (in)	Weight (lbs)
J2377	1.50	19-1/2	0.27
J2378	3.00	24-1/2	0.37



POCKET MAGNETIC RETRIEVING TOOLS

- › J2375 includes versatile telescoping handle and all-angle ball joint.
- › J2376A has an aluminum head that contains a neodymium magnet that can lift up to 1-1/2 lbs, all angle ball joint, and a pocket clip.

Product #	Overall Length (in)	Weight (lbs)
J2375	16-3/4 to 26-3/4	0.40
J2376A	8	0.08



J2375



J2376A

INSPECTION MIRRORS


- › Versatile all-angle ball joint.
- › Features telescoping handle (J2372 and J2373).
- › With pocket clip (J2373).



J2374



J2371



J2373

Product #	Mirror Shape	Mirror Size (L x W in)	Mirror Diameter (in)	Overall Length (in)	Weight (lbs)
J2370	Circular	-	7/8	7-1/2	0.08
J2374	Circular	-	1-1/4	8	0.09
J2372	Circular	-	2-1/4	10 to 14	0.25
J2371	Oval	1 x 2	-	8-3/4	0.08
J2373	Rectangular	2-1/8 x 3-1/2	-	11-1/4 to 15-1/2	0.30



LONG REACH INSPECTION MIRRORS



J2373XL



J2370XL

Product #	Mirror Shape	Mirror Diameter (in)	Overall Length (in)	Weight (oz)	Replacement Mirror
J2370XL	Circular	7/8	8.5 - 30.25	1.3	J2370XLR
J2372XL	Circular	2-1/4	6.5 - 36.375	3.8	J2372XLR
J2374XL	Circular	1-1/4	6.5 - 35	3.8	J2374XLR
J2382XL	Circular	3-1/4	6.5 - 29.5	4.5	J2382XLR
J2383XL	Circular	1-1/4	5.75 - 27.25	1.5	J2374XLR
J2373XL	Rectangular	2-9/16 X 3-3/4	6.75 - 29.75	4.0	J2373XLR



LONG REACH MAGNETIC PICKUP TOOLS



J2375XL

Product #	Type	Overall Length (in)	Max. Lift (lbs)	Weight (oz)
J2375XL	-	5.5 - 25.5	1.5	1.2
J2376XL	-	7.25 - 33.75	3.5	2.8
J2377XL	Flexible	29	5	4.3
J2378XL	-	8.25 - 30.25	5	1.9
J2379XL	-	8.25 - 30.25	16	3.9



J2376NXL



10 PIECE SCREW EXTRACTOR SET

Product #: J9500B

- › Drive into end of broken pipe or fitting.
- › Use tap holder or wrench on extractor to turn out broken part.
- › Size stamped on extractor refers to drill bit size to be used with that extractor.

Contents	Description	Overall Length (in)
J9521	Screw, Extractor 1/8"	2-5/16
J9522	Screw, Extractor 3/16"	2-5/8
J9523	Screw, Extractor 15/64"	2-7/8
J9524	Screw, Extractor 5/16"	3
J9525	Screw, Extractor 3/8"	3-1/4
J9525B	Screw, Extractor 15/32"	3-7/8
J9526	Screw, Extractor 9/16"	4-1/4
J9527	Screw, Extractor 21/32"	4-7/8
J9528	Screw, Extractor 13/16"	5-3/8
J9529	Screw, Extractor 1-1/16"	5-1/2

Weight (lbs): 4.50



SCREW EXTRACTORS

5 PIECE SCREW EXTRACTOR SET

Product #: J9500A

- › Drive into end of broken pipe or fitting.
- › Use tap holder or wrench on extractor to turn out broken part.
- › Size stamped on extractor refers to drill bit size to be used with that extractor.

Contents	Description	Overall Length (in)
J9521	Screw, Extractor 1/8"	2-5/16
J9522	Screw, Extractor 3/16"	2-5/8
J9523	Screw, Extractor 15/64"	2-7/8
J9524	Screw, Extractor 5/16"	3
J9525	Screw, Extractor 3/8"	3-1/4
J25TR49C	Tool Roll 5 Pockets	6-3/32

Weight (lbs): 0.28



SCREW EXTRACTORS

- › Drive into end of broken pipe or fitting.
- › Use tap holder or wrench on extractor to turn out broken part.
- › Size stamped on extractor refers to drill bit size to be used with that extractor.



Product #	U.S.S. (in)	Drill Size (in)	Diameter Minimum (in)	Diameter Maximum (in)	Overall Length (in)	Weight (lbs)
J9521	1/4, 5/16	1/8	1/8	3/16	2-5/16	0.02
J9522	3/8	3/16	11/64	3/16	2-5/8	0.02
J9523	7/16	15/64	13/64	1/4	2-7/8	0.05
J9524	1/2, 9/16	5/16	19/64	5/16	3	0.07
J9525	5/8	3/8	11/32	3/8	3-1/4	0.12
J9525B	3/4	15/32	1/8	1/8	3-7/8	0.18
J9526	7/8	9/16	1/2	1/2	4-1/4	0.29
J9527	1, 1-1/8	21/32	19/32	5/8	4-7/8	0.47
J9528	1-1/4, 1-3/8	13/16	23/32	3/4	5-3/8	0.72
J9529	1-1/2	1-1/16	31/32	1	5-1/2	1.30



10 PIECE BOLT EXTRACTOR SOCKET SET

Product #: J69X00

- › Proto® Bolt Extractor Sockets make it easy to remove rusted, rounded, or damaged nuts and bolts.
- › The working end has a helical shaped flute to help grip rounded fasteners, round head bolts, and pan head screws.
- › Proto® Bolt Extractor Sockets can be used in combination with other drive tools (such as ratchets, adjustable wrenches, sockets, or combination wrenches) to help reach fasteners in difficult locations.
- › Through-hole design helps gain access to fasteners at the end of long bolts or studs.
- › Can be used on SAE or metric fasteners.
- › 3/8" Drive size.



Description	Drive End Outside Diameter (in)	Nut End Outside Diameter (in)	Nut Depth (in)	Overall Length (in)	Weight (lbs)
Extractor, Socket 7 mm, 1/4", 9/32"	7/16	11/16	9/16	1-1/16	0.05
Extractor, Socket 8 mm, 5/16"	31/64	11/16	9/16	1-1/16	0.05
Extractor, Socket 9 mm, 11/32"	17/32	11/16	33/64	1-1/16	0.06
Extractor, Socket 3/8"	9/16	11/16	33/64	1-1/16	0.06
Extractor, Socket 10 mm, 13/32"	19/32	11/16	33/64	1-1/16	0.06
Extractor, Socket 11 mm, 7/16"	21/32	11/16	33/64	1-1/16	0.07
Extractor, Socket 12 mm, 15/32"	11/16	3/4	33/64	1-1/16	0.08
Extractor, Socket 13 mm, 1/2"	3/4	3/4	33/64	1-1/16	0.09
Extractor, Socket 14 mm, 9/16"	11/16	7/8	33/64	1-1/16	0.09
Extractor, Socket 15 mm, 16 mm, 5/8"	59/64	15/16	33/64	1-1/16	0.10

Weight (lbs): 0.86



FEATURES AND BENEFITS – BOLT EXTRACTORS

- › 18-30 teeth in a hexagonal configuration help grip rounded hexagonal fasteners, round head bolts and pan head screws.
- › Low profile design helps gain access to fasteners in tight spaces.
- › The non-working end can be turned with wrenches or sockets.
- › Can be used in combination with other drive tools (such as extensions, universal joints or ratchets with short arc swings) to help reach fasteners in difficult locations.
- › Sizes range from 1/4" - 5/8" and 7 - 16 mm. Each socket can turn multiple fastener sizes.
- › Can be used on fractional or metric fasteners.



- › Easily remove rusted, rounded or damaged nuts and bolts.
- › Through-hole design helps gain access to fasteners at the end of long bolts or studs.



3/8" DRIVE 13 PIECE HAND IMPACT DRIVER SET

Product #: J7099A

- › Designed to loosen hard to turn bolts and nuts.
- › Hand impact driver has heavy-duty spring for added torque.
- › Popular interchangeable bits are packaged in plastic blow-molded box for easy storage.



Contents	Description	Overall Length (in)
J7099	Driver, Hand Impact 3/8" DR 5-1/2"	5-1/2
J60002	Bit, Insert #1 Phillips 1/4" Hex	1
J60008	Bit, Insert #2 Phillips 1/4" Hex	1
J60020	Bit, Insert #3 Phillips 1/4" Hex	1
J60202	Bit, Insert 3/16" Slotted 1/4" Hex	1
J60208	Bit, Insert 9/32" Slotted 1/4" Hex	1
J60050	Bit, Insert #1 Phillips 5/16" Hex	1-1/4
J60052	Bit, Insert #2 Phillips 5/16" Hex	1-1/4
J60054	Bit, Insert #3 Phillips 5/16" Hex	1-1/4
J60256	Bit, Insert 3/16" Slotted 5/16" Hex	1-1/2
J60262	Bit, Insert 9/32" Slotted 5/16" Hex	1-1/2
J6930	Bit, Holder Power 3/8" DR 5/16" Hex	1-5/16
J6931	Bit, Holder Power 3/8" DR 1/4" Hex	1-1/4

Weight (lbs): 2.36



IMPACT DRIVER SET & SPECIALTY PULLERS

BATTERY CABLE & SMALL BEARING PULLER

- › Uses toggle-type action to grip onto all standard post battery terminals.
- › Pulls small bearings and gears with 1" reach and spread.

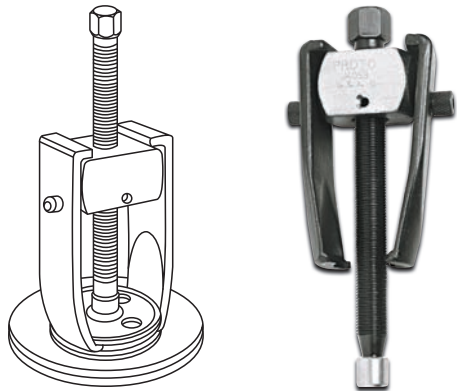


Product #	Weight (lbs)
J4041	0.65



PULLEY PULLER

- › For removing single and two-groove pulleys from alternators and power steering pumps.
- › Two position yoke permits pulling bearings on both standard and heavy-duty alternators.



Product #	Weight (lbs)
J4053	2.10

CLOSE QUARTERS PILOT BEARING PULLER

- › Designed to pull flywheel pilot bearings with inside diameters 1/2" to 1-1/2".
- › Removes bearings and bushings from starters, generators, magnetos, and small electric motors.



Product #	Weight (lbs)
J4059	2.30



10-WAY PROTO-EASE™ ADVANTAGE SLIDE HAMMER PULLER SET

Product #: J5040

Description	Qty.
Hex Jam Nut (5/16"-24)	3
Hex Jam Nut (5/8"-18)	1
Hex Head Cap Screw (5/16"-24)	3
Puller Head	1
Adjusting Cone	1
Forcing Screw	1
2-Way Crossarm	1
Pulling Hook	1
Pulling Adapter-Machine	1
Pilot Bearing Puller Jaw	3
5 lbs Slide Hammer	1
Puller Arm	1
Medium Puller Jaw	3
Long Puller Jaw	3
Self Tapping Screw	1
Adapter For Adjustable Jaw Wrench	1
Retainer	1
Shank and Tee Bar Assembly	1
Sleeve (5/8"-18)	1
Forcing Screw	1
Front Hub Remover	1
Blow-Molded Case	1

Weight (lbs): 25.00



- › Slide hammer puller set packaged in a convenient plastic blow-molded carrying/storage case.



REVERSIBLE JAW SLIDE HAMMER PULLER

Product #: J5049

- › Versatile puller which will accomplish many pulling jobs involving gears, bearings, outer races, grease retainers, oil seals, etc.
- › Either two or three puller jaws may be used to handle "inside" pulling jobs such as bearing cups and outer racers, as well as regular "outside" pulling jobs.
- › The 5 lbs slide hammer can be removed and used independently.
- › Overall Length: 27".

2-Jaw Spread				3-Jaw Spread			
Inside		Outside		Inside		Outside	
Min.	Max.	Min.	Max.	Min.	Max.	Min.	Max.
1-1/4"	3-1/2"	1"	4-1/2"	1-1/2"	4-1/4"	1-1/2"	4-1/2"

Weight (lbs): 11.00



CONTENTS

SHORT TAPE RULES	806-809
LONG TAPE RULES	810
LEVELS	811-812
CHALK LINES	813
LAYOUT & MARKING TOOLS	814
SQUARES	815-817
ELECTRONIC LAYOUT TOOLS	818-819
KNIVES & BLADES	820-833
SAWS	834-839
HACKSAW BLADE	839
MITER BOX	839
HAMMERS	840-846
DEMOLITION TOOLS	847-849
CHISELS	850-852
FASTENING TOOLS	853-860
SCREWDRIVERS	861-866
HEX KEYS	866
FINISHING TOOLS	867-873
ILLUMINATION	873
PLIERS	874-877
SNIPS	877-878
WIRE CUTTER, VISE, ADJUSTABLE WRENCHES	878
WRENCHES	878-881
MECHANIC'S TOOLS	881-893
TOOL STORAGE	894-900
SAW HORSES	901-902



STANLEY® HAND TOOLS

STANLEY®



STANLEY®

PROFESSIONAL TOOLS YOU CAN RELY ON



**FATMAX® TAPE MEASURE WITH
BLADEARMOR® COATING - 1-1/4" X 25'**

Added durability with industrial-grade
BladeArmor® coating.



**QUICKCHANGE™ RETRACTABLE
BLADE UTILITY KNIFE**

Durable, all-metal knife body
construction with quick one-button
blade change - no tools.

**CUTTING, STRIKING,
MEASURING, AND MORE...
STANLEY® HAS WHAT
EVERY JOB NEEDS.**



HEAVY-DUTY ALUMINUM STAPLE GUN

Made of durable aircraft-aluminum
housing with an anti-jam mechanism to
save time.





WONDER BAR® PRY BAR - 12-3/4"

Forged, high-carbon steel for strength and durability.


CAST ALUMINUM MAGNETIC TORPEDO LEVEL - 9"

Heavy-duty cast aluminum frame with magnetic strip.



PREMIUM DIE-CAST HANDLE COMBINATION SQUARE - 12"

Durably etched, hard-chrome-plated blades are rust resistant and made to last.



STUD SENSOR 100

AC detection identifies live wires up to 2" below the surface.



ESSENTIAL™ TOOLBOX - 19"

Newly redesigned and engineered to satisfy virtually any storage need.

STANLEY® FATMAX® TAPE RULES

- 13' blade standout.
- Compact case design.
- 6 in. of BladeArmor® reinforcement to help reduce breakage at the hook
- Maxshield™ blade coating is the longest-lasting blade coating ever applied to a FATMAX® tape measure
- Advanced internal dual-return spring allows for a reduced tape size that retains maximum strength and performance.
- Lock engages and disengages with ease, and holds strong when locked.
- New, screw-free belt clip design allows for easy fastening and removal

Product #	Blade Length (ft)	Blade Length (m)	Blade Width (in)	Stud Markings (in)
FMHT36325S	25	—	1-1/4	16
FMHT36335S	35	—	1-1/4	16

*Standout claims based on maximum performance



STANLEY® FATMAX® AUTO-LOCK TAPE RULES

- Auto-Lock Mode: For control and long blade life.
- Manual Mode: Disengage lock for speed marking.
- Detachable Hook: Allows user to work efficiently in different applications.
- 11' blade standout*: For reach and efficiency.
- BladeArmor®: 10X** blade life.
- Hook Storage: Securely stores hook on tape when not in use.
- Tether-ready: Through-hole for attaching a tool lanyard when working at heights. (Lanyard not included.)
- Made in the USA with global components.
- Mylar® film extends life of entire blade.

Product #	Blade Length (ft)	Blade Length (m)	Blade Width (in)	Stud Markings (in)
FMHT33316S	16	—	1-1/4	16, 19.2
FMHT33348	30	—	1-1/4	16, 19.2

*Standout claims based on maximum performance

**Compared to STANLEY 30-419



STANLEY® FATMAX® PREMIUM TAPE RULES W/ 13' BLADE STANDOUT

- 13' blade standout*.
- 1-1/4" wide blade for easy readability.
- 3" of BladeArmor® for added hook protection.
- High-impact ABS case with durable rubber holds up to heavy use.
- Rubber overmolded slide lock for durability and comfort.
- Rubber grip provides comfortable, slip-resistant hold.
- Three-rivet, corrosion-resistant Tru-Zero™ end hook for accurate measurements.

Product #	Blade Length (ft)	Blade Length (m)	Blade Width (in)	Stud Markings (in)
FMHT33502S	25	—	1-1/4	16, 19.2
FMHT33509S	35	—	1-1/4	16, 19.2

*Standout claims based on maximum performance



Mylar® is a registered trademark of DuPont Teijin Films.



STANLEY® FATMAX® MAGNETIC TAPE RULES

- 11' blade standout*.
- 1-1/4" wide blade for easy readability.
- Mylar® film extends life of entire blade.
- Tru-Zero™ magnetic hook for accurate measurements in all positions.
- Powerful rare earth magnet securely holds to steel surfaces.
- High-impact ABS case with durable rubber holds up to heavy use.
- Durable slide lock to hold tape blade in place.
- Rubber grip provides comfortable, slip-resistant hold.



Product #	Blade Length (ft)	Blade Length (m)	Blade Width (in)	Stud Markings (in)
FMHT33865S	25	—	1-1/4	16, 19.2
FMHT33866	26	8	1-1/4	16, 19.2

*Standout claims based on maximum performance

STANLEY® FATMAX® TAPE RULES W/ 11' BLADE STANDOUT

- 11' blade standout*.
- 1-1/4" wide blade for easy readability.
- 3" of BladeArmor for added hook protection.
- Mylar® film extends life of entire blade.
- High-impact ABS case with durable rubber holds up to heavy use.
- Durable slide lock to hold tape blade in place.
- Rubber grip provides comfortable, slip-resistant hold.
- Three-rivet, corrosion-resistant Tru-Zero™ end hook for accurate measurements.



Product #	Blade Length (ft)	Blade Length (m)	Blade Width (in)	Stud Markings (in)
33-716	16	—	1-1/4	16, 19.2
33-725	25	—	1-1/4	16, 19.2
33-726	26	8	1-1/4	16, 19.2
33-730	30	—	1-1/4	16, 19.2
33-805	33	10	1-1/4	16, 19.2
33-735	35	—	1-1/4	16, 19.2
33-740	40	—	1-1/4	16, 19.2

*Standout claims based on maximum performance

STANLEY® FATMAX® KEYCHAIN TAPE RULE

- 3' blade standout*.
- Polymer-coated blade withstands abrasion.
- Convenient and lightweight. Handy for quick measurements.
- Compact size fits in the pocket.
- Durable key ring makes it easy to carry anywhere.



Product #	Blade Length (ft)	Blade Width (in)	Stud Markings (in)
FMHT33706	6	1/2	16, 19.2

*Standout claims based on maximum performance

STANLEY® POWERLOCK® TAPE RULES

- 7' blade standout (excludes 33-116 and 33-158).
- Mylar® film extends life of entire blade.
- High-impact, chrome plated ABS case.
- Secure blade lock won't creep during measurements.
- Corrosion-resistant Tru-Zero™ end hook for accurate measurements.
- 36-081 blade features engineer scale.

Product #	Blade Length (ft)	Blade Length (m)	Blade Width (in)	Stud Markings (in)
33-116	16	—	3/4	16, 19.2
33-158	16	5	3/4	16, 19.2
33-425	25	—	1	16, 19.2
33-428	26	8	1	16, 19.2
33-430	30	—	1	16, 19.2
33-835	35	—	1	16, 19.2
36-081	25	—	1	16, 19.2



STANLEY® POWERLOCK® METAL CASE TAPE RULES

- Durable die-cast metal case.
- Mylar® film extends life of entire blade.
- Secure blade lock won't creep during measurements.
- Corrosion-resistant Tru-Zero™ end hook for accurate measurements.

Product #	Blade Length (ft)	Blade Length (m)	Blade Width (in)	Stud Markings (in)
33-212	12	—	1/2	16, 19.2
33-215	12	3.5	1/2	16, 19.2
33-272	12	—	1/2	16, 19.2
33-312	12	—	3/4	16, 19.2



STANLEY® POWERLOCK® POCKET TAPE RULE

- Polymer-coated blade withstands abrasion for long life.
- Chrome high-impact ABS case is job site tough.
- Slim case fits easily in pocket.
- Secure blade lock won't creep during measurements.
- Corrosion-resistant Tru-Zero™ end hook for accurate measurements.
- Back of blade provides scale that measures up to 3' diameter graduated in 1/64".

Product #	Blade Length (ft)	Blade Width (in)	Stud Markings (in)
33-115	10	1/4	16, 19.2



Mylar® is a registered trademark of DuPont Teijin Films.



STANLEY® LEVERLOCK® FRACTIONAL TAPE RULE WITH MAGNETIC TIP

- Push-release self-locking mechanism controls blade retraction.
- Polymer-coated blade withstands abrasion.
- Magnetic end hook holds securely to metal surfaces.
- High-impact ABS case with durable rubber holds up to heavy use.
- Corrosion-resistant Tru-Zero™ end hook for accurate measurements.
- fractional read blade graphics for quick and easy measurements.

Product #	Blade Length (ft)	Blade Width (in)	Stud Markings (in)	Color
STHT33270	25	1	16, 19.2	Orange



SHORT TAPE RULES

STANLEY® LEVERLOCK® TAPE RULES

- Automatic blade lock holds blade securely in position.
- Non-marring frictionless base to help protect work surface.
- Easy inside/outside measurements.
- 1.5X* stronger anti-glare blade.

Product #	Blade Length (ft)	Blade Length (m)	Blade Width (in)
STHT30810	12	—	1/2
STHT30812	16	—	3/4
STHT30825	25	—	1
STHT30830	30	—	1
STHT30758L	25	—	1



STANLEY® TAPE RULES

- Versatile 1/2", 3/4", and 1" wide blades and 7' standout (1" wide blades only).
- Polymer-coated blade withstands abrasion.
- Corrosion-resistant Tru-Zero™ end hook for accurate measurements.
- fractional read blade graphics for quick and easy measurements (only on 30-454).
- Ergonomically designed high-impact, ABS case.

Product #	Blade Length (ft)	Blade Length (m)	Blade Width (in)	Stud Markings (in)
30-485	12	—	1/2	16, 19.2
30-495	16	—	3/4	16, 19.2
30-496	16	5	3/4	16, 19.2
30-456	26	8	1	16, 19.2
30-454	25	—	1	16, 19.2
30-455	25	—	1	16, 19.2
30-464	30	—	1	16, 19.2



STANLEY® CLOSED CASE LONG TAPES

- High impact, high visibility yellow ABS case.
- Polymer-coated blade withstands abrasion for a long life.
- Easy wind drum for easy retraction.
- Easy to read markings.
- Hook nests neatly into contoured case.
- Belt clip for hands-free use and convenient transportation.
- Corrosion-resistant Tru-Zero™ folding end hook for accurate measurements.

Product #	Blade Length (ft)	Blade Width (in)	Stud Markings (in)
34-103	50	3/8	16
34-106	100	3/8	16



STANLEY® FIBERGLASS OPEN REEL LONG TAPES

- 1/2" wide blade with easy-to-read markings.
- 2-sided blade graphics with fractional inch/decimal foot scales.
- Polymer-coated blade withstands abrasion.
- High-impact ABS case with rubber grip holds up to heavy use
- Corrosion-resistant Tru-Zero™ folding end hook for accurate measurements.

Product #	Blade Length (ft)	Blade Width (in)
34-790	100	1/2
34-793	200	1/2





STANLEY® PRO I-BEAM LEVELS

- Heavy-duty aluminum I-beam construction provides rigidity and accuracy.
- Vials provide accuracy of 0.0015 in/in (0.15mm/m).
- 360° vials set directly into frame never need adjustment.
- Pipe groove for use on rounded surfaces.
- Shock-absorbing end caps hold up to heavy use.



Product #	Overall Length (in)	Vials	Hang Holes	Hand Holes	Width (in)
42-480	48	3 (1 Level, 2 Plumb)	0	2	1
42-324	24	3 (1 Level, 1 Plumb, 1 180°)	1	0	1
42-328	48	3 (1 Level, 1 Plumb, 1 180°)	1	2	1

STANLEY® ALUMINUM TOP-READ LEVELS

- Durable, I-beam construction made of aluminum.
- Vials provide accuracy of 0.002 in/in (2mm/m).
- Center top read vial for improved visibility.
- Low profile, shock-absorbing end caps.



Product #	Overall Length (in)	Vials	Hand Holes
42-072	12	3 (1 Level, 1 Plumb, 1 45°)	0
42-076	48	3 (1 Level, 1 Plumb, 1 45°)	2

STANLEY® SHOCK-RESISTANT MAGNETIC TORPEDO LEVEL

- Heavy-duty aluminum frame and bi-material body with shock absorbing rubber ends for strength and durability.
- Vials provide accuracy of 0.002 in/in (2mm/m).
- Open, top-read vial provides maximum readability.
- Magnetic strip to allow for hands-free operation on metal surfaces.
- Lighted version with auto shutoff is designed for low-light locations.
- Pipe groove for use on rounded surfaces.



Product #	Overall Length (in)	Vials	Hang Holes	Magnetic
43-511	9	3 (1 Level, 1 Plumb, 1 45°)	2	Yes

STANLEY® CAST ALUMINUM MAGNETIC TORPEDO LEVEL

- Heavy-duty, cast aluminum frame.
- Vials provide accuracy of 0.002 in/in (2mm/m).
- Center top read vial for improved visibility.
- Magnetic strip to allow for hands free operation on metal surfaces.
- Pipe groove for use on rounded surfaces.



Product #	Overall Length (in)	Vials	Hang Holes	Magnetic
42-465	9	3 (1 Level, 1 Plumb, 1 45°)	1	Yes

STANLEY® HIGH IMPACT ABS MAGNETIC TORPEDO LEVEL

- Durable, shock-resistant ABS construction.
- Vials provide accuracy of 0.002 in/in (2mm/m).
- Center top read vial for improved visibility.
- Magnetic strip to allow for hands free operation on metal surfaces.
- Non-marring material will not damage finished surfaces.
- Pipe groove for use on rounded surfaces.



Product #	Overall Length (in)	Vials	Hang Holes	Magnetic
42-264	9	3 (1 Level, 1 Plumb, 1 45°)	1	Yes

STANLEY® HIGH IMPACT ABS TORPEDO LEVEL

- Durable, shock-resistant ABS construction.
- Vials provide accuracy of 0.002 in/in (2mm/m).
- Center top read vial for improved visibility.
- Non-marring material will not damage finished surfaces.
- Pipe groove for use on rounded surfaces.



Product #	Overall Length (in)	Vials	Hang Holes	Color	Magnetic
42-294	8	3 (1 Level, 1 Plumb, 1 45°)	1	Orange	No

STANLEY® FATMAX® MAGNETIC CAST TORPEDO LEVEL

- Magnified center block vial provides accuracy of 0.0005 in/in.
- Block plumb vials for an accuracy of 0.0005 in/in.
- Rare earth magnets for ultimate holding power.
- 180° rotating vial for duplicating precise angles.
- Die-cast aluminum Body for strength and long life.



Product #	Overall Length (in)	Vials	Hang Holes	Height (in)	Width (in)
FMHT43610	9	3 (1 Level, 1 Plumb, 1 180°)	2	1-7/8	7/8



STANLEY® FATMAX® CHALK REEL

- Die-cast aluminum housing for durability.
- 2X stronger* line – 3X* line abrasion resistance.
- Rewinds 5X faster* – has a 5:1 gear ratio.
- Quick gear release – crank will not spin when pulling out line.
- Stainless steel hook and crank handle.
- On-board hook storage.
- ChalkView™ case – see amount of chalk inside case.
- Premium polymer string resists breakage and fraying.



Product #	Contents	Chalk Line (ft)
47-480L	(1) Aluminum Chalk Line Reel	100

* Than base STANLEY® model 47-099

STANLEY® FATMAX® CHALK REELS

- Rewinds 3X faster* – has a 3:1 gear ratio.
- Holds up to a 4 oz. bottle of STANLEY® chalk.
- Stainless steel interlocking hook for joining lines.
- Chalk line has 2X the tensile strength of traditional lines and lasts twice as long.
- Water-resistant, high-impact ABS case with rubber grips is durable and easy to hold.
- Door for simplified refilling.



Product #	Contents	Chalk Line (ft)
47-140L	(1) Chalk Line Reel	100
47-681L	(1) Chalk Line Reel, (1) 4 oz. Blue Chalk, (1) Fine Tip Marker	100

* Than base STANLEY® model 47-099

STANLEY® DIE-CAST CHALK REEL

- Durable, heavy-duty die-cast aluminum body for long life.
- Long-wearing felt gasket hugs line and distributes uniform chalk coating.
- Universal hook has been designed for the rigors of everyday use.
- Can be used as plumb bob.



Product #	Contents	Chalk Line (ft)
47-099	(1) Chalk Line Reel	100

STANLEY® COMPACT CHALK LINE REEL

- Less than half the size of standard chalk reels (by volume).
- 30' (9 m) precision line snaps clean, accurate lines.
- High-impact ABS housing for durability and light weight.
- Over-molded soft grip helps provide comfortable and secure grip.
- 3:1 rewind gear ratio retracts line 3X faster than standard 1:1 reels.
- Slide-open door for quick chalk refills.
- Chalk reel capacity snaps more than 50 lines per refill.
- Belt clip for convenient transport.



Product #	Contents	Chalk Line (ft)
STHT47147	Compact Chalk Line Reel	30

STANLEY® BRASS PLUMB BOB

- Polished lacquer, solid brass construction for durability and rust resistance.
- Replaceable, hardened steel tip is long lasting.
- Extra tip included.
- Screw top simplifies attaching string to center of plumb.
- Thru hole ensures easy tightening.

Product #	Overall Length (in)	Weight (lbs)
47-973	8-11/16	0.50



STANLEY® FINE TIP MARKERS

- Quick-drying, water-resistant ink marks on almost all surfaces.
- Permanent on most surfaces.
- Durable fine tip for long-lasting usage.

Product #	Contents	Color
47-324B	(72) Mini Black Fine Tip Markers - Bulk	Black
47-329B	(72) Mini Multicolor Fine Tip Marker - Bulk	Black






STANLEY® PREMIUM ALUMINUM RAFTER SQUARE

- Extra-thick aircraft-grade aluminum maximizes durability and maintains accurate square.
- Individually inspected for accuracy.
- Embossed graduations are painted yellow for readability in most light conditions.
- Markings include brace measures, octagon scale, board measures and rafter table.
- Surface treated to resist corrosion.


Product #	Graduation (in)	Body Length (in)	Tongue Length (in)
45-011	Face: 1/8, 1/4, 1/2 Back: 1/16, 1/8, 1/4, 1/2	24 x 2	16 x 1-1/2



STANLEY® STEEL RAFTER SQUARE

- High quality hardened steel provides durability and long life.
- Markings include Essex board measure, octagon scale, brace scale and rafter table.
- Durable, embossed graduations and figures for easy reading.
- Buffed finish with a clear lacquer that resists rust.

Product #	Graduation (in)	Body Length (in)	Tongue Length (in)
45-910	Face: 1/8, 1/4, 1/2 Back: 1/16, 1/8, 1/4, 1/2	24 x 2	16 x 1-1/2



STANLEY® ALUMINUM CARPENTER'S SQUARE

- High quality aluminum for maximum durability.
- Durable, embossed graduations and figures for easy reading.
- Provides helpful reference conversion tables such as new lumber scale, decimal equivalent table, metric conversion table, formula for squaring a foundation, 45°, 60° and 30° angle markings, volume and area formulas, wood screw gauge table, nail sizes (common and finish), quantity per pound and depth scale.
- Protective lacquer coating resists corrosion.

Product #	Graduation (in)	Body Length (in)	Tongue Length (in)
45-300	Face: 1/8; Back: 1/8	24 x 2	16 x 1-1/2



STANLEY® STEEL CARPENTER'S SQUARES

- High quality hardened steel for durability and long life.
- Embossed graduations for easy reading on face and back.
- Reverse reading scale allows for efficient measuring.
- Treated with a clear, protective finish that resists rust.

Product #	Graduation (in)	Body Length (in)	Tongue Length (in)
45-912	Face: 1/16; Back: 1/16	12 x 1-1/2	8 x 1
45-500	Face: 1/8; Back: 1/8	24 x 2	16 x 1-1/2



STANLEY® PREMIUM ADJUSTABLE QUICK SQUARE® LAYOUT TOOL

- Heavy-duty aluminum construction for durability.
- Black body with yellow graduations provides maximum readability in various light conditions.
- Features Common, Jack and Hip, and Valley scales for various applications.
- Multipurpose, adjustable design can be used as a saw guide, bevel or protractor.
- Comes with an adjustable arm.

Product #	Graduation (in)	Base Length (in)	Rule Length (in)
46-053	1/8	10-3/4	6-3/4



STANLEY® PREMIUM QUICK SQUARE® LAYOUT TOOL

- Durable aluminum construction.
- Black body with yellow graduations provides maximum readability in various light conditions.
- Multipurpose tool is ideal for use as a 0° to 90° protractor scale.
- Works well as a saw guide.

Product #	Graduation (in)	Base Length (in)	Rule Length (in)
46-071	1/8	7-1/4	6-7/8






STANLEY® QUICK SQUARE® LAYOUT TOOL


- Aluminum construction for durability.
- Multipurpose design can be used as a saw guide, for special angle measurements and cuts, or as a protractor.

Product #	Graduation	Base Length (in)	Rule Length (in)
46-067	1/8	10-1/4	6-3/4



STANLEY® PREMIUM DIE-CAST HANDLE COMBINATION SQUARES

- Durably etched, hard-chrome-plated blades are rust-resistant and made to last.
- Precision-machined working surfaces for improved accuracy.
- Built-in scribe comes in handy for surface marking.
- Easy-to-read vial.



Product #	Graduation (in)	Vials	Blade Length (in)	Blade Width (in)	Square
46-028	1/16	1 (1 Level)	12	1	45°, 90°
46-123*	1/32, 1/16, 1/8	1 (1 Level)	12	1	45°, 90°

*High-visibility yellow, die-cast handle with brass hardware for durability.

STANLEY® DIE-CAST HANDLE COMBINATION SQUARE

- Embossed hard-chrome blade is coated to resist rust.
- Built-in scribe comes in handy for surface marking.
- Easy-to-read vial.
- Durable, black die-cast metal handle.



Product #	Graduation (in)	Vials	Blade Length (in)	Blade Width (in)	Square
46-222	1/32, 1/16, 1/8	1 (1 Level)	12	1	45°, 90°

STANLEY® FATMAX® STUD SENSOR 300

- Backlit LCD screen clearly displays all of the sensor's readings, even in low light conditions.
- Wood and metal stud detection through up to 1-1/2" deep surface material.
- AC detection identifies live wires up to 2" deep.
- OnePass™ Center-Find Technology locates stud centers.
- Deep metal scan senses metal through up to 3" of material.
- Auto calibration.
- Marking channel helps improve accuracy of marking-out readings.
- Ergonomic design and soft grip buttons provide comfort and control.



Product #	Overall Length (in)	Battery Needs	Battery Type	Height (in)	Width (in)	Scan Depth (in)
FMHT77407	6-1/2	1	9V	1-1/2	3-1/2	1-1/2

STANLEY® STUD SENSOR 200

- LCD screen clearly displays all of the sensor's readings.
- Wood and metal stud detection through up to 1-1/2" deep surface material.
- AC detection identifies live wires up to 2" deep.
- OnePass™ Center-Find Technology locates stud centers.
- Marking channel helps improve accuracy of marking-out readings.
- Ergonomic design and soft grip buttons provide comfort and control.



Product #	Overall Length (in)	Battery Needs	Battery Type	Height (in)	Width (in)	Scan Depth (in)
STHT77406	5-5/8	1	9V	1-3/8	3	3/4
STHT77587	5-3/4	1	9V	1-3/8	3	1/2, 1, 1-1/2

STANLEY® STUD SENSOR 150

- Wood and metal stud detection through up to 1-1/2" below surface material.
- AC detection identifies live wires up to 2" deep.
- Sequential LEDs and audible beeps indicates reading.
- Marking channel with LED identifies target and makes marking surfaces easy and accurate.
- Ergonomic design and soft grip buttons provide comfort and control.



Product #	Overall Length (in)	Battery Needs	Battery Type	Height (in)	Width (in)	Scan Depth (in)
STHT77404	5-3/4	1	9V	1-3/8	2-7/8	1-1/2
STHT77588	7	2	AAA	1	4	1-1/2



STANLEY® STUD SENSOR 100

- Wood and metal stud detection through up to 3/4" deep surface material.
- AC detection identifies live wires up to 2" deep.
- Sequential LEDs and audible beeps indicates tool is reading surface.
- Marking channel with LED identifies target and makes marking surfaces easy and accurate.
- Ergonomic design and soft grip buttons provide comfort and control.



Product #	Overall Length (in)	Battery Needs	Battery Type	Height (in)	Width (in)	Scan Depth (in)
STHT77403	5-1/8	1	9V	1-1/2	2-1/4	3/4

STANLEY® STUD SENSOR 50

- Detects wood/metal studs up to a 3/4" depth.
- Visual indicators on face of stud sensor for easy readability.
- LED display indicates stud edge.



Product #	Overall Length (in)	Battery Needs	Battery Type	Scan Depth (in)
77-050	5-1/4	1	9V	3/4

STANLEY® TLM65 LASER DISTANCE MEASURER

- Accuracy +/- 1/8" for consistent and reliable measurements.
- Simple 2-button design for intuitive point and click measuring.
- Measures distance, calculates area and volume: Automatic calculations make job estimates quick and easy. Instantly calculates square footage of a room or space.
- Continuous measurement to help find target distance quickly and easily.



Product #	Accuracy (in)	Battery Needs	Battery Type	Measuring Range (ft)
STHT77032	+/- 1/8	2	AAA	65

STANLEY® KNIFE & BLADE SELECTION GUIDE

KNIVES		FEATURES			BLADES											
		Quick Change	Blade Storage	Clamping	No. 1992 Drywall 11-937	No. 1991 Paper 11-938	Carton, Rnd Pnt 11-987	Carpet Hvy Dty 11-530	1991®, Reg Dty 11-911	1992®, Hvy Dty 11-921	Extra Hvy Dty 11-931	Safety 11-917	Safety 11-914	Sm Hook 11-961	1996™ Lg Hook 11-983	
Retractable	FATMAX® 10-789	X	X		X	X	X		X	X	X			X	X	
	FATMAX® Retractable 10-778	X	X	X	X	X	X		X	X	X			X	X	
	InstantChange™ 10-788	X	X		X	X	X		X	X	X			X	X	
	Dynagrip® 10-779		X		X	X	X		X	X				X	X	
	Quick Change 10-499	X	X		X	X	X		X	X				X	X	
	Swivel-Lock® 10-989	X	X		X	X	X		X	X				X	X	
	Ergonomic All-Metal Retractable Utility Knife 10-707	X	X		X	X	X		X	X				X	X	
	Retractable Utility 10-079		X		X	X	X		X	X				X	X	
	Retractable Utility Knife STHT10430	X	X							X						
	Retractable Utility Knife STHT10479	X	X							X						
	Retractable Utility Knife STHT10432	X	X							X						
	High Visibility 10-179		X		X	X	X		X	X				X	X	
	Classic 99® 10-099		X		X	X	X		X	X				X	X	
	Homeowner's 10-175		X		X	X	X		X	X				X	X	
Fixed Blade	FATMAX® Fixed Blade Utility Knife 10-780	X	X	X	X	X	X		X	X	X			X	X	
	Swivel-Lock® 10-399	X	X		X	X	X		X	X	X			X	X	
	Classic 199® 10-209		X		X	X	X		X	X	X			X	X	
	299® Fixed Blade Interlock 10-299		X		X	X	X		X	X	X			X	X	
Specialty	Retractable Carpet Knife 10-525	X	X	X				X								
	Linoleum Flooring Knife 10-509															
Safety	Self-Retracting Safety 10-189C		X		X	X	X		X	X	X		X	X	X	
	Folding Safety Knife 10-784										X					
Pocket/ Hobby/Craft	Folding Fixed Blade Utility Knife 10-855	X			X	X	X		X	X				X	X	
	Compact Folding Fixed Blade Utility Knife STHT10424	X								X						
	Folding Pocket Knife 10-049															
	Metal Mitey-Knife® 10-239		X													
Snap-off	FATMAX® Snap-Off Knife 9mm 10-475		X	X												
	FATMAX® Snap-Off Knife 18mm 10-481		X	X												
	9mm Quick-Point™ 10-150															
	18mm Standard Snap-Off 10-280															
	18mm Quick-Point™ Cutter 10-143P															

STANLEY® FATMAX® EXO-CHANGE™ KNIVES

- Magnetic and exposed slider provides fast manual blade change.
- Magnet in slider.
- Easy access blade storage allows for easy blade access and quick changeover.
- Quick and easy debris removal from the slider.
- Soft touch grip reduces slipping.



Product #	Type	# of Blades	Overall Length (in)	Body Color
FMHT10288	Retractable	5	7-1/2	Gray/Yellow/Black
FMHT10289	Folding Retractable	5	7-1/2	Gray/Yellow/Black



STANLEY® FATMAX® RETRACTABLE TWIN BLADE KNIFE

- Two knives in one – twin blade design allows the user to alternate between two blades without carrying more than one knife.
- InstantChange™ feature allows the user to replace dull blades in seconds.
- Easy access blade storage holds up to 9 blades for fast and easy blade changes.
- Safety mechanism - Interlocking blade sliders ensure only one blade is extended at a time.
- Rubber comfort grip minimizes fatigue and reduces slippage.
- Knife includes 2 straight and 2 hook blades.
- Works with most standard utility blades.



Product #	# of Blades	Overall Length (in)	Body Color
10-789	4	6-7/8	Gray/Black

STANLEY® FATMAX® RETRACTABLE UTILITY KNIFE

- Designed for repetitive heavy-duty cutting applications.
- Retractable blade offers variable cut depth.
- Push button for instant blade change - no tools required.
- Thermoplastic Rubber (TPR) soft touch panels grips for better control and fewer slips.
- Thumb pad and ergonomically designed cutting angle for more comfortable use.
- Blade storage holds up to 5 blades.
- Works with most standard utility blades.



Product #	# of Blades	Overall Length (in)	Body Color
10-778	5	6-5/8	Yellow/Black

STANLEY® RETRACTABLE UTILITY KNIVES


- All metal body for durability.
- Push button, tool free blade change.
- Includes 3 blades in captive blade storage.
- Offset knife nose to guide easy blade change.
- Belt clip for easy pocket or belt storage.



Product #	# of Blades	Overall Length (in)	Body Color
STHT10430	3	6-3/4	Yellow/Black
STHT10479	10	6-3/4	Yellow/Black
STHT10432	1	5-1/2	Yellow/Black

STANLEY® INSTANTCHANGE™ RETRACTABLE BLADE UTILITY KNIFE

- Durable, all-metal knife body construction.
- Quick one-button blade change - no tools required.
- Thumb pad and ergonomically designed cutting angle for more comfortable use.
- Interlocking nose design helps secure blade and helps prevent body separation.
- Integrated string cutter when blade is retracted.
- Swing-out blade storage for easy blade access.
- Holds 10 blades.
- Blades included (11-921): 3.
- Retractable Blade Positions: 3.
- Works with most standard utility blades.



Product #	# of Blades	Overall Length (in)	Body Color
10-788	3	6-1/2	Gray/Black

STANLEY® QUICKCHANGE™ RETRACTABLE BLADE UTILITY KNIFE

- Durable, all-metal knife body construction.
- Quick one-button blade change - no tools required.
- Interlocking nose design helps secure blade and helps prevent body separation.
- Integrated string cutter when blade is retracted.
- Comes with hang-hole for adding a wrist strap or lanyard.
- Swing-out blade storage for easy blade access.
- Blades Included (11-921): 3.
- Retractable Blade Positions: 3.
- Works with most standard utility blades.



Product #	# of Blades	Overall Length (in)	Body Color
10-499	3	6-3/8	Gray

STANLEY® SWIVEL-LOCK® RETRACTABLE BLADE UTILITY KNIFE

- Durable, all-metal knife body construction.
- Knife body swivels open for quick blade change - no tools required.
- Magnetic nose holds blade in place for stability during blade change.
- Interlocking nose design helps secure blade and helps prevent body separation.
- Blades Included (11-921): 3.
- Retractable Blade Positions: 3.
- Works with most standard utility blades.



Product #	# of Blades	Overall Length (in)	Body Color
10-989	3	7	Yellow

STANLEY® ERGONOMIC ALL-METAL RETRACTABLE BLADE UTILITY KNIFE

- No tools required – thumb screw stays attached to knife and allows for easy blade change.
- Durable, simple and comfortable shape.
- Narrow nose ideal for accurate cutting applications.
- Robust all-metal construction.
- Comfortable thumb rest.
- Blade storage in handle
- Works with most standard utility blades.



Product #	# of Blades	Overall Length (in)	Body Color
10-707	3	7-1/4	Yellow

STANLEY® ALL-METAL RETRACTABLE BLADE KNIVES

- Patented interlocking nose to hold blade securely.
- Three-position, retractable blade.
- Contoured handle with diagonal ribs for a slip-resistant grip.
- Blade storage in handle.
- Blades included (11-921): 3.
- Works with most standard utility blades.



Product #	# of Blades	Overall Length (in)	Body Color
10-079	3	5-7/8	Gray
10-179	3	5-7/8	Hi-Visibility Green



STANLEY® CLASSIC 99® RETRACTABLE BLADE UTILITY KNIVES

- Durable, all-metal knife body construction.
- Machine screw firmly holds knife body together - Screwdriver required for blade change.
- Interlocking nose design helps secure blade and helps prevent body separation.
- Blades included (11-921): 3.
- Retractable Blade Positions: 3.
- Works with most standard utility blades.



Product #	# of Blades	Overall Length (in)	Body Color
10-099	3	6	Gray
10-099U	3	6	Unpainted

STANLEY® HOMEOWNER'S RETRACTABLE BLADE UTILITY KNIFE

- Lightweight, versatile plastic knife body construction.
- For light-duty use only.
- Machine screw firmly holds knife body together - Screwdriver required for blade change.
- Comes with hang-hole for adding a wrist strap or lanyard.
- Blades Included (11-921): 1.
- Retractable Blade Positions: 3.
- Works with most standard utility blades.



Product #	# of Blades	Overall Length (in)	Body Color
10-175	1	6	Gray

STANLEY® DYNAGRIP® RETRACTABLE BLADE UTILITY KNIFE

- Durable, all-metal knife body construction.
- Machine screw firmly holds knife body together - Screwdriver required for blade change.
- Contoured handle with bi-material grip for slip-resistance.
- Interlocking nose design helps secure blade and helps prevent body separation.
- Comes with hang-hole for adding a wrist strap or lanyard.
- Blades Included (11-921): 3.
- Retractable Blade Positions: 3.
- Works with most standard utility blades.



Product #	# of Blades	Overall Length (in)	Body Color
10-779	3	5-3/8	Yellow/Black

STANLEY® RETRACTABLE BLADE CARPET KNIFE

- Heavy-duty all-metal knife body construction.
- Knife body swivels open for quick blade change - no tools required.
- Retractable blade controls depth of cut.



Product #	# of Blades	Blade Storage Capacity	Overall Length (in)	Body Color
10-525	3	10 regular-duty 0.015" blades	6-1/2	Gray

STANLEY® FATMAX® FIXED BLADE UTILITY KNIFE

- Specially designed for repetitive cutting applications.
- Magnetic nose holds blade in place for stability during blade change.
- Blade clamp to reduce blade wobble for added control.
- Steel wear plate for longer life and reduced wear on the nose of the knife.
- Blade storage holds up to 5 blades.
- Thermoplastic Rubber (TPR) soft touch panels and grips for better control and fewer slips.
- Thumb pad and ergonomically designed cutting angle for more comfortable use.
- Supplied with 5 FATMAX® blades.
- Works with most standard utility blades.



Product #	# of Blades	Overall Length (in)	Body Color
10-780	5	6-1/4	Yellow/Black

STANLEY® SWIVEL-LOCK® FIXED BLADE UTILITY KNIFE

- Durable, all-metal knife body construction.
- Knife body swivels open for quick blade change - no tools required.
- Interlocking nose design helps secure blade and helps prevent body separation.
- Blades Included (11-921): 3.
- Fixed Blade Positions: 1.
- Works with most standard utility blades.



Product #	# of Blades	Overall Length (in)	Body Color
10-399	3	6	Gray

STANLEY® 299® FIXED BLADE UTILITY KNIFE

- Durable, all-metal knife body construction.
- Machine screw firmly holds knife body together - Screwdriver required for blade change.
- Contoured handle and textured, die-cast body for slip-resistance.
- Interlocking nose design helps secure blade and helps prevent body separation.
- Comes with hang-hole for adding a wrist strap or lanyard.
- Blades Included (11-921): 1.
- Fixed Blade Positions: 2.
- Works with most standard utility blades.



Product #	# of Blades	Overall Length (in)	Body Color
10-299	1	5-3/8	Gray

STANLEY® CLASSIC 199® FIXED BLADE UTILITY KNIFE - ZINC BODY

- Durable, all-metal zinc knife body construction.
- Machine screw firmly holds knife body together - Screwdriver required for blade change.
- Textured, die-cast body for better slip-resistance.
- Comes with hang-hole for adding a wrist strap or lanyard.
- Dual blade locator nub allows more of the blade to extend from the knife.
- Blades included (11-921): 3.
- Fixed Blade Positions: 1.
- Blade storage in handle.
- Works with most standard utility blades.



Product #	# of Blades	Overall Length (in)	Body Color
10-209	3	5-1/2	Gray

Not intended for use in industrial manufacturing applications.



STANLEY® LINOLEUM FLOORING KNIFE

- Taper ground cutlery steel blade permanently fastened to handle.
- Comfortable hardwood handle.
- Cuts and trims vinyl or linoleum floor covering, roofing material, and similar materials.

Product #	Blade Length (in)	Handle Length (in)	Overall Length (in)
10-509	3	4-1/2	7-1/2



STANLEY® FIXED BLADE FOLDING UTILITY KNIFE

- Wooden handle.
- Tool free blade change.
- Belt clip for easy pocket or belt storage.

Product #	# of Blades	Overall Length (in)	Length Folded (in)	Body Color
10-073	1	6	4-1/4	Wood



STANLEY® FATMAX® FIXED BLADE FOLDING KNIFE

- Ergonomic with integrated blade storage.
- Tape cutter for use when knife is closed.
- Blades show through knife allowing user to see how many blades are stored (stores 3 blades – includes 1 blade).

Product #	# of Blades	Overall Length (in)	Length Folded (in)	Body Color
FMHT10827	1	6-7/32	4-5/32	Yellow



STANLEY® FOLDING FIXED BLADE UTILITY KNIFE

- Foldable, compact design fits easily into a pocket.
- Quick change fixed blade - thumb stud for easy release.
- One-hand open and close using the push lever handle.
- Aluminum design, lightweight and durable.
- Stainless steel belt clip.
- Works with most standard utility blades, except 11-931.

Product #	# of Blades	Overall Length (in)	Body Color
10-855	1	5-3/4	Black



STANLEY® COMPACT FIXED BLADE FOLDING UTILITY KNIFE

- Compact size for versatility.
- Push button blade change for quick blade change.
- Belt clip for easy pocket or belt storage.
- Offset knife nose to guide easy blade change.
- Belt clip for easy pocket or belt storage.

Product #	# of Blades	Overall Length (in)	Body Color
STHT10424	1	5-1/2	Yellow/Black



STANLEY® FOLDING KNIFE

- Durable nylon handle.
- InstantChange™ blade mechanism.
- One-hand opening operation.
- Folds into convenient carrying size.
- Belt clip for easy carrying.

Product #	# of Blades	Overall Length (in)	Length Folded (in)	Body Color
STHT10169	1	6	4	Black



STANLEY® RETRACTABLE FOLDING POCKET KNIFE

- Folds for safe and convenient storage.
- Push button for fast and easy blade changes.
- Retractable blade with variable cutting depths for flexibility.

Product #	Folded Length (in)	Overall Length (in)	Body Color
10-823	3-1/2	6	Green



STANLEY® QUICKSLIDE™ UTILITY KNIFE

- Renovated design: slimmer and more compact*.
- Includes carabineer and bottle opener.
- Easy blade change & slide operation for quick and easy loading.
- Simple, die-cast design.

Product #	# of Blades	Overall Length (in)	Body Color
STHT10828	1	4-3/4	Gray

*Compared to previous model STANLEY 10-810



STANLEY® FOLDING POCKET KNIFE

- Powder-coated, epoxy handle.
- Blade folds into handle for safe storage.
- Replaceable stainless-steel blade.
- Safety blade lock.
- Blades included (11-040): 1.

Product #	# of Blades	Overall Length (in)	Body Color
10-049	1	4-1/4	Gray





STANLEY® SELF-RETRACTING SAFETY BLADE UTILITY KNIVES

- Durable, all-metal knife body construction.
- Machine screw firmly holds knife body together - Screwdriver required for blade change.
- Contoured handle and textured, die-cast body for slip-resistance.
- Interlocking nose design helps secure blade and helps prevent body separation.
- Comes with hang-hole for adding a wrist strap or lanyard.
- Auto-retracting blade: spring-loaded. Retracts when slide button is released.
- Blades included (11-987): 1.
- Works with most standard utility blades.



Product #	# of Blades	Overall Length (in)	Body Color
10-189C	1	5-7/8	Orange
10-189P	1	5-7/8	Unpainted

STANLEY® SAFETY KNIFE

- Heavy-duty spring activated blade automatically retracts the instant the blade loses contact with the cutting surface.
- Accepts both STANLEY® and OLFA® safety blades (round tip and regular).
- Ergonomic slip-resistant handle.
- Chemical resistant handle.
- Durable, smooth steel barrel.
- Blades included (11-921): 1
- Replacement blades: 11-921.



Product #	# of Blades	Blade Length (in)	Overall Length (in)	Body Color
STHT10193	1	2-29/64	6-1/2	Yellow/Black

STANLEY® FATMAX® SAFETY KNIFE

- Auto-retracting blade retracts when contact with cutting surface is lost (even if thumb is holding the slider button forward).
- Left or right handed use. Quick blade change button can be pressed from both sides of the knife.
- Replaceable shrink wrap cutter pivots up and down, sits in a depression flush with the knife, replaceable piece also an individual unit.
- Accepts any standard utility blade.
- Bi-material grip for added comfort and control.
- Tape splitter at the base of handle.
- Lanyard hang hole for easy tethering, transportation and storage.



Product #	# of Blades	Overall Length (in)	Body Color
FMHT10242	6	6-19/32	Gray/Red/Black

STANLEY® FOLDING POCKET SAFETY KNIFE

- Self-retracting blade is only exposed when slider button is manually held forward.
- Folding capability. "Cool" factor added to safety knife category with folding knife option.
- Accepts any standard utility blade.
- High visibility blade change window allows for safer blade change than traditional front loading knives.
- Lanyard hang hole for easy tethering, transportation and storage.



Product #	# of Blades	Overall Length (in)	Folded Length (in)	Body Color
STHT10243	1	6-13/32	4	Red

OLFA® is a registered trademark of OLFA® Corporation.

STANLEY® 12-IN-1 MULTI-TOOL WITH HOLSTER

- Stainless steel construction.
- High quality nylon holster.

Product #	Overall Length (in)	Contents
84-519K	6-1/2	(1) Phillips Screwdriver (3) Standard Screwdrivers: 1/4, 5/16, 1/8" (1) Long Nose Pliers (1) Curve Jaw Pliers (1) Wire Cutter (1) Saw (1) Small Knife (1) Large Knife (1) Bottle Opener (1) File



STANLEY® FATMAX® SNAP-OFF KNIFE

- Cast aluminum body and stainless steel blade channel for durability.
- Slim design for control, precision cutting, and easy storage.
- Auto locking blade slider.



Product #	# of Blades	Points Per Blade	Size (mm)	Overall Length (in)	Body Color
10-431	1	7	25	5-1/4	Aluminum

STANLEY® FATMAX® SNAP-OFF KNIFE

- Stainless-steel barrel is durable and rust-resistant.
- Comfortable bi-material slider with soft grip.
- Removable blade snapper for removal of a worn segment.
- Thumb dial clamps down on blade to minimize blade movement for control.
- Instant blade release functionality for quick blade changes.



Product #	# of Blades	Points Per Blade	Size (mm)	Overall Length (in)	Body Color
10-481	6	8	18	7	Yellow/Black



STANLEY® QUICK-POINT™ SNAP-OFF KNIFE

- High impact ABS construction.
- Smooth slider mechanism features an audible "click" and is self-locking for security.
- Removable blade snapper included in cap of knife.



Product #	# of Blades	Points Per Blade	Size (mm)	Overall Length (in)	Body Color
10-150	1	13	9	5-1/8	Yellow/Black

STANLEY® QUICK-POINT™ STANDARD SNAP-OFF KNIFE

- High impact ABS construction.
- Rigid stainless steel barrel provides smooth action and corrosion resistance.
- Smooth slider mechanism features an audible "click" and is self-locking for security.
- Removable blade snapper included in cap of knife.
- Comes with hang-hole for adding a wrist strap or lanyard.



Product #	# of Blades	Points Per Blade	Size (mm)	Overall Length (in)	Body Color
10-280	2	8	18	6-3/4	Yellow/Black

STANLEY® QUICK-POINT™ SNAP-OFF KNIFE

- Light-duty, retractable cutter with Quick-Point™ snap-off blades.
- Blade sections snap off, providing a fresh, sharp cutting point.
- Hang hole for storage or lanyard.



Product #	# of Blades	Points Per Blade	Size (mm)	Overall Length (in)	Body Color
10-143P	1	8	18	6	Yellow/Black

STANLEY® FATMAX® CARBIDE HEAVY-DUTY UTILITY BLADES

- Blade stays sharper 5X* longer.
- Steel body allows flexibility to help prevent breakage.
- Laser deposited carbide lines the blade edge delivering a long lasting blade.

Product #	# of Blades	Blade Length (in)	Blade Thickness (in)
11-800	5	2-7/16	0.024
11-800T	10	2-7/16	0.024
11-800L	50	2-7/16	0.024

*Blade stays sharper 5X longer than traditional competitive blades.



STANLEY® FATMAX® UTILITY BLADES

- The precision grinding of the cutting bevel angles and the improved honing on cutting edge angles make this blade - up to +35% sharper*.
- Specially heat-treated for a more flexible blade - up to +20% stronger*.
- Induction hardened edge - up to +75% longer cutting life*.
- Versatile cutting applications - drywall, carpet, roofing felt, house wrap, tar paper, insulation.

Product #	# of Blades	Blade Length (in)	Blade Thickness (in)
11-700L	50	2-7/16	0.024
11-700A	100	2-7/16	0.024

*Based on average values compared with STANLEY® 1992® blades.



STANLEY® DRYWALL ASB UTILITY BLADE

- Edge is engineered to easily cut abrasive drywall material.
- Blade made of high carbon steel.
- S3 technology double hardens the blade edge for increased* cutting life.
- 100% longer life on average compared to STANLEY® 11-921 Heavy-Duty Blade, resulting in far fewer blade changes.
- Cuts and scores drywall, ceiling tile, wallboard and similar materials.
- "DRYWALL" call-out is laser etched on blade to help prevent mixing with standard blades.

Product #	# of Blades	Blade Length (in)	Blade Thickness (in)
11-937L	50	2-7/16	0.024

*Based on average values compared with STANLEY® 1992® blades.





STANLEY® 1991® EXTRA HEAVY-DUTY UTILITY BLADES

- Blade made of high carbon steel.
- Precision honed edge.
- Cuts thick, dense materials.
- Designed for use in fixed blade knives only.

Product #	# of Blades	Blade Length (in)	Blade Thickness (in)
11-931D	70	2-7/16	0.035
11-931A	100	2-7/16	0.035



STANLEY® 1992® HEAVY-DUTY UTILITY BLADES

- Blade made of high carbon steel.
- Precision honed edge.
- Blade is made for general purpose cutting.
- Fits most standard utility knives.

Product #	# of Blades	Blade Length (in)	Blade Thickness (in)
11-921	5	2-7/16	0.024
11-921T	10	2-7/16	0.024
11-921L	50	2-7/16	0.024
11-921A	100	2-7/16	0.024
11-921B	400	2-7/16	0.024
11-921Z	500	2-7/16	0.024



STANLEY® ROUND-POINT UTILITY BLADES

- Rounded edges help reduce risk of accidental cuts.
- Blade is used in applications where safety is a concern and for preventing damage to carton contents when opening boxes.
- Blade made of high carbon steel.
- Fits most standard utility knives.

Product #	# of Blades	Blade Length (in)	Blade Thickness (in)
11-987	5	2-13/64	0.024
11-988	100	2-13/64	0.024



STANLEY® 1991® REGULAR-DUTY UTILITY BLADE

- Blade made of high carbon steel.
- Precision honed edge.
- Blade is made for light sheet materials, paper, and cardboard.
- Fits most standard utility knives.

Product #	# of Blades	Blade Length (in)	Blade Thickness (in)
11-911A	100	1-31/32	0.017



STANLEY® LARGE HOOK BLADES

- Blade made of high carbon steel.
- Blade shape helps prevent damage to surface beneath the material being cut.
- Blade is used for cutting and trimming roofing materials, linoleum, carpet, fabric and sheet materials.

Product #	# of Blades	Blade Length (in)	Blade Thickness (in)
11-983	5	1-7/8	0.024
11-983A	100	1-7/8	0.024
11-984	100	1-7/8	0.024



STANLEY® REGULAR HOOK BLADES

- Blade shape helps prevent damage to surface beneath the material being cut.
- Blade is used for cutting and trimming roofing materials, linoleum, carpet, fabric and sheet materials.
- Blade made of high carbon steel.
- Fits most standard utility knives.

Product #	# of Blades	Blade Length (in)	Blade Thickness (in)
11-961	5	2-1/16	0.024
11-961A	100	2-1/16	0.024



STANLEY® QUICK-POINT™ SNAP-OFF BLADES

- Blade made of high carbon steel.
- Blade sections snap off providing fresh, sharp cutting points.


Product #	# of Blades	Points Per Blade	Size (mm)	Blade Length (in)	Blade Thickness (in)
11-300	3	13	9	3-1/4	0.017
11-301	3	8	18	4-1/4	0.020
11-301L	50	8	18	4-1/4	0.020
11-301T	10	8	18	4-1/4	0.020



STANLEY® SHEEPFOOT BLADE

- Sheepfoot-style blade made of cutlery stainless steel.
- Blade used for heavy-duty cutting and carving.
- For use in 10-049.

Product #	# of Blades	Blade Length (in)	Blade Thickness (in)
11-040	1	2-9/16	0.040





STANLEY® UTILITY BLADE

- Utility blade made of cutlery stainless steel.
- Blade used for fine cutting.
- For use in 10-049.

Product #	# of Blades	Blade Length (in)	Blade Thickness (in)
11-041	1	2-9/16	0.040



STANLEY® SINGLE-EDGE RAZOR BLADES

- Blade made of high carbon steel with steel backing.
- Blade fits most standard razor blade tools.

Product #	# of Blades	Blade Length (in)	Blade Thickness (in)
28-510	10	1-1/2	0.009
11-515	100	1-1/2	0.009



STANLEY® BLADE DISPOSAL CONTAINERS

- High impact, puncture resistant container.
- Snap-on lid locks tight for safety and is tethered to the container.
- Container can be placed on a flat surface or fixed to a wall with the metal rack.



Product #	Description	Length (in)	Width (in)	Height (in)
11-080	Blade Disposal Container	-	-	-
11-081	Blade Disposal Container with Metal Wire Rack	-	-	-

OLFA® is a registered trademark of OLFA® Corporation.



WARNING: WORK SAFELY WITH TOOLS. WEAR SAFETY GOGGLES.

STANLEY® FATMAX® BOX SAW

- Blade is 15% thicker than conventional saws for straighter cuts with less binding.
- SharpTooth™ Saw Technology uses three cutting surfaces to cut 50% faster than conventional STANLEY® hand saws.
- Induction-hardened teeth stay sharp up to 5X longer than standard teeth.
- Thick, ergonomically designed grip resists slipping and adds comfort.
- Back of saw can be used to mark 45° and 90° angles.



Product #	Blade Length (in)	Points Per Inch	Teeth Per Inch
20-045	15	9	8

STANLEY® SHARPTOOTH® CUSHION GRIP SAW

- SharpTooth™ saw technology uses three cutting surfaces to cut 50% faster than conventional STANLEY® hand saws.
- Induction-hardened teeth stay sharp up to 5X longer than standard teeth.
- Ergonomically designed one-piece handle.



Product #	Blade Length (in)	Points Per Inch	Teeth Per Inch
20-526	15	12	11

STANLEY® HEAVY-DUTY SHARPTOOTH® WOOD HANDLE SAW

- Aggressive multipurpose saw for fast cutting.
- SharpTooth™ Saw Technology uses three cutting surfaces to cut 50% faster than conventional STANLEY® hand saws.
- Induction-hardened teeth stay sharp up to 5X longer than standard teeth.
- Hardwood handle provides comfort and control.



Product #	Blade Length (in)	Points Per Inch	Teeth Per Inch
15-087	20	9	8

STANLEY® FINISH CUT SHARPTOOTH® SAW

- Multipurpose saw for a High quality finish.
- SharpTooth™ Saw Technology uses three cutting surfaces to cut 50% faster than conventional STANLEY® Hand Saws.
- Induction-hardened teeth stay sharp up to 5X longer than standard teeth.
- Hardwood handle provides comfort and control.



Product #	Blade Length (in)	Points Per Inch	Teeth Per Inch
20-065	26	12	11



STANLEY® SHARPTOOTH® WOOD HANDLE SAW

- Aggressive three-sided tooth design cuts 50% faster than conventional hand saws.
- Teeth can be resharpened.
- Select hardwood handle provides comfort and control.
- Back of saw can be used to mark 45° and 90° angles.



Product #	Blade Length (in)	Points Per Inch	Teeth Per Inch
15-334	15	9	8

STANLEY® SHARPTOOTH® TOOL BOX SAW

- Fast cuts on push and pull strokes.
- Precision ground, razor-sharp teeth.
- Molded plastic handle provides comfortable grip.
- Back of saw can be used to mark 45° and 90° angles.



Product #	Blade Length (in)	Points Per Inch	Teeth Per Inch
15-579	15	9	8

STANLEY® GENERAL PURPOSE SHARPTOOTH® SAW

- Aggressive multipurpose saw with induction-hardened teeth.
- Fast cuts on push and pull strokes.
- Contoured sturdy handle designed for comfort and control.
- Handle offers a square/miter feature with 45° and 90° angles.



Product #	Blade Length (in)	Points Per Inch	Teeth Per Inch
15-726	26	8	8

STANLEY® FATMAX® BACK SAW

- Designed for precise cutting including dovetails, miters and tenons.
- Used specifically for fine finish, plywood and hardwoods.
- Heavy-duty screws for secure blade-to-handle assembly.
- Solid, one-piece bi-material handle delivers durability and comfort.



Product #	Blade Length (in)	Points Per Inch	Teeth Per Inch
17-202	14	14	13

STANLEY® FATMAX® COPING SAW

- Hardened tempered blade provides clean, controlled cutting action.
- Ergonomically designed cushion grip handle for comfort.

Product #	Blade Length (in)	Throat Depth (in)	Points Per Inch	Teeth Per Inch
15-104	6-1/2	4-3/4	16	15



STANLEY® FATMAX® HIGH-TENSION HACKSAW

- Durable, one-piece body is designed for ultra-high tension of 330 lbs
- Pre-tensioning mechanism holds blade in place for quick and easy blade changes.
- Thumb-dial adjustable tension mechanism allows for tension memory.
- Large cutting capacity – up to 4-3/4" throat depth for extra-deep cutting.
- Power load sliding tension delivers leverage when increasing tension and control when releasing blade.
- Contoured handle and front thumb grip are ergonomically designed for control.
- Blade can be positioned at 45° or 90° cutting angle.
- Long reach cutting capability.
- Removable file inside frame for finishing up surfaces after cutting.
- Blade storage inside frame, up to 3 blades.
- Accepts 12" blades only.



Product #	Blade Length (in)	Throat Depth (in)
20-531	12	4-3/4

STANLEY® SOLID FRAME HIGH-TENSION HACKSAW

- 4.375" cutting depth.
- 225 lbs blade tension.
- 90° and 180° adjustable blade angles allowing flush cuts.
- Large, comfortable tension knob.
- Robust all metal frame.
- Full-grip handle helps protect knuckles.

Product #	Blade Length (in)	Throat Depth (in)
STHT20138	12	4-3/8





STANLEY® FATMAX® JAB SAW

- Jab saw blade made of steel.
- Lacquered blade for corrosion protection.
- SharpTooth™ Saw Technology uses an aggressive three-sided tooth design that gives three cutting surfaces to cut 50% faster than conventional STANLEY® handsaws.
- Sharpened tip to easily punch through drywall.
- Ergonomically designed handle is made out of high impact polypropylene and a textured rubber grip over mold to provide comfort and a slip-resistant grip.



Product #	Blade Length (in)	Points Per Inch	Teeth Per Inch
20-556	6	9	8

STANLEY® CUSHION GRIP JAB SAW

- Fully hardened, tempered blade is designed for long cutting life.
- Sharp tip makes plunge cuts easy.
- Teeth are engineered to cut fast and prevent clogging.
- Ergonomically designed curved handle is cushioned for comfort.



Product #	Blade Length (in)	Points Per Inch	Teeth Per Inch
15-556	6	9	8

STANLEY® WOOD HANDLE JAB SAW

- Designed especially for making cuts in plasterboard.
- Self-starting point sharpened for plunge cuts.
- Hardwood handle for durability and comfort.
- Blade is epoxy-bonded and ferruled to the handle for a connection that is three times as durable as non-epoxy bonded blades.



Product #	Blade Length (in)	Points Per Inch	Teeth Per Inch
15-206	6	9	8

STANLEY® TUBULAR HIGH-TENSION HACKSAW

- 4.75" cutting depth.
- 300 lbs blade tension.
- 45° and 90° adjustable blade angles allowing flush cuts.
- Blade storage holds up to 8 blades.
- Bi-material handle for comfort.
- Large, comfortable tension knob for quick and easy blade change.
- Robust tubular metal frame.
- Long reach cutting capability.



Product #	Blade Length (in)	Throat Depth (in)
STHT20140	12	4

STANLEY® HIGH-TENSION HACKSAW

- Heavy-duty metal frame design holds blade up to 32,000 psi.
- Blade can be positioned either at a 45° or 90° angle.
- Blade storage is integrated into frame.
- Quick release blade changing mechanism in handle maintains tension setting.
- "T" rod allows user to adjust tension on blade within handle.



Product #	Blade Length (in)	Throat Depth (in)
15-113	12	3-7/8

STANLEY® RUBBER GRIP SOLID FRAME HACKSAW

- 4.375" cutting depth.
- 225 lbs blade tension.
- 90° and 180° adjustable blade angles allowing flush cuts.
- Large, comfortable tension knob.
- Robust all metal frame.
- Rubber grip handle.



Product #	Blade Length (in)	Throat Depth (in)
STHT20139L	12	4-3/8



STANLEY® METAL MINI-HACK® UTILITY SAW

- Cast aluminum handle is lightweight, comfortable and durable.
- Handle covers blade to protect end user's hand.
- High-performance blade included: 1.



Product #	Blade Length (in)
15-809	10

STANLEY® PLASTIC MINI-HACK® SAW

- Ergonomically designed grip with thumb rest for maximum comfort.
- Handle covers blade to protect end users hand.
- Durable, high impact polypropylene body.
- Carbon steel hacksaw blade (10 in x 24 TPI) included: 1.



Product #	Blade Length (in)
20-807	10

STANLEY® BI-METAL HACKSAW BLADE

- Combines the flexibility of carbon steel backs with the cutting performance of high-speed steel cutting edge.
- Coated blade for corrosion protection.
- Cuts most metals including unhardened tool steel and stainless steel.



Product #	# of Blades	Blade Length (in)	Points Per Inch	Teeth Per Inch
15-612	10	12	19	18

STANLEY® CLAMPING MITER BOXES

- Made of lightweight, high impact polypropylene.
- Cam-shaped pins twist and lock with honeycomb base to secure work for accurate cuts.
- Cuts miters on 45° and 90°, face angle 45°, and all new 22-1/2° angle for octagonal shapes.
- Miter box has storage compartments to hold cam pins and pencils.
- Large design for increased cutting capacity.



Product #	Type	Blade Length (in)	Points Per Inch	Teeth Per Inch
20-112	Miter Box	–	–	–
20-600	Miter Box with Saw	14	13	12

STANLEY® HAMMER SELECTION GUIDE

HAMMERS	Handle	Unique Feature	TYPE			FACE		WEIGHT OUNCES									
			Framing	Rip	Curve	Checkered	Smooth	7	13	14	16	17	20	22	24	28	
FATMAX® Graphite	Jacketed Graphite	Increased Durability versus Previous Model	X	X		X									X		
FATMAX® Over-strike	Hickory	Protection	X	X		X									X		
FATMAX® Anti-Vibe® Hammer	One-Piece Steel	Larger Strike Face	X	X	X	X	X				X		X	X			X
One-Piece Steel	One-Piece Steel	—		X	X		X				X		X				
Wood	Wood	—		X	X		X	X			X						

TYPE	DESCRIPTION
Framing Hammers	Used for Framing and Heavy-Duty Construction
Rip Claw Hammers	Used for Heavy-Duty Carpentry
Curve Claw Hammers	Used for Light-Duty Carpentry

SPECIALTY HAMMERS	DESCRIPTION	HANDLE				
		Anti-Vibe®	Jacketed Graphite	Jacketed Fiberglass	Hickory	Compo-Cast®
Ball Pein	Striking chisels and punches, riveting and shaping or bending metal		X		X	
Engineer	Striking wood, metal or stone	X		X		
Blacksmith	Striking unhardened metals	X		X		
Drilling	Striking chisels and punches, star drills and unhardened nails in confined spaces	X				
Drywall	Installing drywall or gypsum board	X				
Brick	Cutting/setting brick, stone and masonry	X			X	
Carpenter's	Cutting/splitting wood, driving stakes and unhardened nails	X				
Shingler's	Installing shingles and other roofing material	X				
Tack	Holding and driving tacks and brads				X	
Soft-Face	Soft face helps minimize marring and surface damage				X	X
Rubber Mallet	Rubber head face helps minimize marring and surface damage				X	
Compo-Cast®	Dead blow function eliminates bounceback when striking hardened surface and helps prevent marring					X



STANLEY® FATMAX® ANTI-VIBE® OVERSIZED STRIKE FACE HAMMERS

- Patented over-sized strike face, 20% larger "Sweet Spot" than traditional hammers.
- Proprietary tuning fork designed to reduce vibration and arm fatigue.
- Anti-vibration grip with soft grip material for comfort.
- Precision balanced heads for user comfort and control.




Product #	Type	Head Weight (oz)	Claw Style	Face Style	Face Dia.	Head Length (in)	Overall Length (in)
51-162	Nailing	16	Curve	Smooth	1-1/2	5-1/2	13-1/2
51-163	Nailing	16	Rip	Smooth	1-1/2	5-1/2	13-1/2
51-165	Nailing	20	Rip	Smooth	1-19/32	5-3/4	13-1/2
51-167	Framing	22	Rip	Checkered	1-3/4	6	16
51-177	Framing	22	Rip	Smooth	1-1/2	6-1/8	16
51-169	Framing	28	Rip	Checkered	1-1/3	6-1/8	16

**Than traditional hammers.*

STANLEY® HIGH-VISIBILITY ONE-PIECE STEEL NAILING HAMMERS

- High-visibility comfort grip features a ribbed surface and flared end, helps to dampen vibrations and reduce slipping.
- Ergonomically balanced for efficient nail driving.
- One-piece forged high-carbon steel for strength and durability.
- Rim temper helps reduce instances of chipping and spalling.



Product #	Head Weight (oz)	Claw Style	Face Style	Face Dia.	Head Length (in)	Overall Length (in)
STHT51246	20	Rip	Smooth	1-3/16	5-3/4	13-1/2

STANLEY® HICKORY HANDLE NAILING HAMMERS

- Forged heat-treated steel head for increased durability.
- Wood handle is lightweight and absorbs vibrations.
- Double wedge head-to-handle assembly for extremely secure fit.
- Rim tempered face reduces incidences of chipping or spalling.



Product #	Head Weight (oz)	Claw Style	Face Style	Face Dia.	Head Length (in)	Overall Length (in)
51-616	16	Curve	Smooth	1-3/16	5-1/4	13-1/4
51-716	16	Rip	Smooth	1-1/8	5-5/8	12-3/4

STANLEY® JACKETED GRAPHITE BALL PEIN HAMMER

- Forged and heat-treated head for increased durability.
- Jacketed graphite handle adds strength and durability, while minimizing shock.



Product #	Head Weight (oz)	Face Dia.	Ball Pein Dia. (in)	Head Length (in)	Overall Length (in)
54-716	16	1-1/4	1	4-1/8	12-3/4

STANLEY® HICKORY HANDLE BALL PEIN HAMMERS

- High quality hickory handle.
- Forged high-carbon steel head for durability.
- Black painted handle is lightweight and absorbs vibrations.
- Rim tempered face reduces incidences of chipping or spalling.



Product #	Head Weight (oz)	Face Dia.	Ball Pein Dia. (in)	Head Length (in)	Overall Length (in)
54-012	12	1-3/16	7/8	3-11/16	13
54-016	16	1-9/32	1	4-1/8	14
54-024	24	1-1/2	1-1/8	4-3/4	15-1/4
54-032	32	1-21/32	1-5/16	4-15/16	15-7/8

STANLEY® COMPO-CAST® BALL PEIN HAMMERS

- Forged and heat-treated head for increased durability.
- Rim tempered head reduces incidences of chipping or spalling.
- Non-sparking, chemical resistant molded urethane covering.
- The head is filled with steel shot to eliminate bounce back for dead blow action.



Product #	Head Weight (oz)	Face Dia.	Ball Pein Dia. (in)	Head Length (in)	Overall Length (in)
54-524	24	1-1/2	1-3/16	4-7/16	12-15/16
54-532	32	1-11/16	1-1/4	4-3/4	13-3/4



STANLEY® FATMAX® ANTI-VIBE® SLEDGE HAMMERS

- Particle dampened handles: Vibration dampening particulate in handle dampens vibration better than solid core handles.
- Anti-Vibe® handle grip reduces vibrations for comfort and control.
- Bullet nose strike face provides 50% more power versus traditional heads, standard strike face on opposite end for traditional users.
- Shatter-proof fiberglass handles provide better durability versus wood handles.



Product #	Head Weight (lbs)	Type	Overall Length (in)
FMHT56006	3	Drilling	11
FMHT56009	4	Engineer	14-1/2

STANLEY® JACKETED FIBERGLASS ENGINEER HAMMER

- Ideal for striking wood, metal or stone.
- Fiberglass core adds strength and durability in the handle, reduces vibrations and provides the "feel of wood".
- Yellow-colored shaft for easy product visibility.
- Exclusive rim temper reduces incidences of chipping or spalling.



Product #	Head Weight (lbs)	Face Dia.	Head Length (in)	Overall Length (in)
56-204	4	1-29/32	4-31/32	14

STANLEY® JACKETED FIBERGLASS BLACKSMITH HAMMER

- Ideal for striking unhardened metals.
- Fiberglass core adds strength and durability in the handle, reduces vibrations and provides the "feel of wood".
- Exclusive rim temper reduces incidences of chipping or spalling.



Product #	Head Weight (lbs)	Face Dia.	Head Length (in)	Overall Length (in)
56-218	2.5	1-39/64	5-1/8	13-5/8

STANLEY® FATMAX® ANTI-VIBE® BLACKSMITH HAMMER

- Ideal for striking unhardened metals.
- Anti-Vibe® technology minimizes vibration and shock at impact.
- Exclusive rim temper reduces incidences of chipping or spalling.
- Forged, one-piece steel construction for strength and durability.
- Slip-resistant handle for a secure grip and comfort.
- Precision balanced.



Product #	Head Weight (lbs)	Face Dia.	Head Length (in)	Overall Length (in)
56-003	2	1-3/8	5-1/8	14

STANLEY® HICKORY HANDLE SLEDGE HAMMERS

- Forged head is heat-treated and tempered for increased durability.
- Traditional, high quality hickory handle.



Product #	Head Weight (lbs)	Face Dia.	Head Length (in)	Overall Length (in)
56-808	8	2-5/16	6-7/16	34-1/2
56-810	10	2-3/8	7-1/8	35
56-812	12	2-5/8	7-1/2	35

STANLEY® FATMAX® ANTI-VIBE® BRICKLAYER'S HAMMER

- Ideal for cutting and setting brick, stone or masonry.
- Anti-Vibe® technology minimizes vibration and shock at impact.
- Exclusive rim temper reduces incidences of chipping or spalling.
- Forged, one-piece steel construction for strength and durability.
- Slip-resistant handle for a secure grip and comfort.
- Precision balanced.



Product #	Head Weight (oz)	Face Dia.	Head Length (in)	Overall Length (in)
54-022	20	15/16	6-3/4	11



STANLEY® HICKORY HANDLE SOFT-FACE HAMMER

- Soft-face helps minimize marring and surface damage.
- Faces are made of durable plastic that is ideal for fine finished surfaces.
- Plastic faces are replaceable.
- Hickory handle for durability.



Product #	Head Weight (oz)	Face Dia.	Head Length (in)	Overall Length (in)
57-594	8	1-13/64	3-27/32	12-1/8

STANLEY® RUBBER MALLETS

- Rubber head helps minimize marring and surface damage.
- Tough rubber head molded to a wood handle.



Product #	Head Weight (oz)	Face Dia.	Head Length (in)	Overall Length (in)
51-104	16	2-1/2	3-7/8	13-1/2
57-522	18	2-3/8	3-7/8	13-1/2

STANLEY® COMPO-CAST® STANDARD SOFT-FACE HAMMERS

- Uni-Cast™ construction of non-ferrous materials eliminates sparking and won't absorb liquids.
- No exposed metal on face, head or shaft.
- Dead blow function eliminates bounceback when striking hardened surfaces.
- Soft face helps prevent marring.
- Steel reinforced handle provides strength and resists breaking on overstrike.



Product #	Head Weight (oz)	Face Dia.	Head Length (in)	Overall Length (in)
57-530	10	1-13/64	3-1/8	10-1/8
57-531	18	1-3/4	3-3/4	11-1/4
57-532	21	2	4-1/16	12-7/8
57-533	42	2-15/32	4-5/8	14-1/4
57-534	52	2-13/16	5-1/2	15-1/4



STANLEY® COMPO-CAST® SLIMLINE SOFT-FACE HAMMERS

- Slimline model offers unique profile for assembly and repair applications in confined areas.
- Uni-Cast™ construction of non-ferrous materials eliminates sparking and won't absorb liquids.
- No exposed metal on face, head or shaft.
- Dead blow function eliminates bounceback when striking hardened surfaces.
- Steel reinforced handle provides strength and resists breaking on overstrike.



Product #	Head Weight (oz)	Face Dia.	Head Length (in)	Overall Length (in)
57-540	5	29/32	2-15/16	9-1/2
57-541	14	1-19/64	4-3/16	10-1/2
57-542	18	1-33/64	4-1/4	12-1/8
57-543	21	1-17/32	5-1/4	12-7/8



STANLEY® COMPO-CAST® SOFT-FACE SLEDGE HAMMERS

- Non-sparking, soft-face sledgehammers.
- Uni-Cast™ construction of non-ferrous materials eliminates sparking and won't absorb liquids.
- No exposed metal on face, head or shaft.
- Dead blow function eliminates bounceback when striking hardened surfaces.
- Soft face helps prevent marring.
- Steel reinforced handle provides strength and resists breaking on overstrike.
- Urethane covering helps reduce noise.
- Flat area on head allows upright storage.



Product #	Head Weight (lbs)	Face Dia.	Head Length (in)	Overall Length (in)
57-550	5	2-55/64	7	19-5/8
57-552	10.5	3-25/64	8-1/8	29-7/8
57-554	11.5	3-25/64	8-1/8	36-1/8





STANLEY® FUBAR® FORCIBLE ENTRY TOOL

- Forcible entry tool designed by responders for vehicle extrication and extreme demolition.
- 8-in-1 tool for prying, splitting, board bending, and striking jobs: demolition head, gas shut-off feature, spanner wrench, pry bar for ripping, hydrant wrench, second-tier board jaw (also fits square hydrant nuts), board jaw sized specifically for grabbing common dimensional lumber, bevelled nail slot for pulling and prying nails.
- One-piece forged steel bar for durability.
- Heat-treated and tempered striking face helps prevent chipping.
- Heat-resistant grips are durable and lightweight.
- Carabiner holes for easy attachment of shoulder strap.
- High-visibility 3M™ Scotchlite™ enhances visibility.



Product #	Head Width (in)	Overall Length (in)	Weight (lbs)
55-122	6-3/4	30	11

3M™ Scotchlite™ are trademarks of 3M.

STANLEY® FATMAX® FUBAR® III

- Forged, heat-treated one-piece steel construction for increased strength and durability.
- Textured bi-material grip panels are attached to handle on both sides.
- Heat-treated and tempered striking face with ripping hook and chamfered edges.
- Two tiered, serrated jaw for grabbing common dimensional lumber and decking.
- Nail slot on claw end with bevelled edge for pulling nails and prying.
- 4-in-1 tool for prying, splitting, board bending, and striking jobs.
- Pentagonal shape below serrated jaw can be used as a fire hydrant wrench to turn on/off a fire hydrant.
- Slotted claw end can also be used as a gas valve wrench to turn gas valve on/off.



Product #	Blade Width (in)	Head Width 1 (in)	Overall Length (in)	Weight (lbs)
55-120	2	6-3/4	30	9

STANLEY® FATMAX® FUBAR® FUNCTIONAL UTILITY BAR

- Forged, heat-treated one-piece steel construction for increased strength and durability.
- Textured bi-material grip over molded directly onto the bar for comfort and to provide a slip resistant grip.
- Heat-treated and tempered striking face with chamfered edges.
- Two tiered, serrated jaw for grabbing common dimensional lumber and decking.
- Tear shaped, bevelled nail slot specifically for pulling nails.
- Nail slot on claw end with bevelled edge for pulling nails and prying.
- 4-in-1 tool for prying, splitting, board bending, and striking jobs.
- Tool comes with two protective covers over sharp ends for safety.




Product #	Blade Width (in)	Head Width 1 (in)	Overall Length (in)	Weight (lbs)
55-119	1	4-3/4	15	2.50

STANLEY® WONDER BAR® X21™ PRY BAR

- Forged, heat-treated one-piece steel construction for increased strength and durability.
- Bar has black finish to provide corrosion resistance.
- Yellow powder-coated claw end for high visibility.
- Tear shaped, bevelled nail slot specifically for pulling nails.
- Nail slots on claw ends with bevelled edges for pulling nails and prying.
- Both claw ends are polished.

Product #	Blade Width (in)	Head Width 1 (in)	Overall Length (in)	Weight (lbs)
55-526	3-11/32	1-3/4	21	2.30



STANLEY® WONDER BAR® PRY BARS

- Forged, heat-treated one-piece steel construction for increased strength and durability.
- Bar has black finish to provide corrosion resistance.
- Yellow powder-coated claw end for high visibility.
- Tear-shaped, bevelled nail slot specifically for pulling nails.
- Nail slots on claw ends with bevelled edges for pulling nails and prying.
- Both claw ends are polished.

Product #	Blade Width (in)	Head Width 1 (in)	Overall Length (in)	Weight (lbs)
55-045	7/8	1-3/4	7-1/2	0.24
55-515	1-3/4	1-3/4	12-3/4	1.30



STANLEY® SUPER WONDER BAR® PRY BAR

- Foot-levered, hands-free panel lift.
- Forged, heat-treated, high-carbon steel for strength and durability.
- Polished and bevelled cutting edges.
- Arched center for swing during nail pulling – no need for a wood block.
- Tight radius on bend angle aids in positioning bar.
- Extended tongue for grip and access in hard-to-reach places.
- High-visibility, powder-coated finish.

Product #	Blade Width (in)	Head Width 1 (in)	Overall Length (in)	Weight (lbs)
55-525	1-3/4	1-3/4	15-1/2	1.75



STANLEY® FATMAX® WRECKING BARS

- Forged one-piece steel construction for increased strength and durability.
- Tri-lobe design for increased strength and durability.
- Forged recesses in bar for better grip.
- Yellow powder-coated body for high visibility and provides corrosion resistance.
- Tear shaped, beveled nail slot specifically for pulling nails.
- Nail slot on claw ends with beveled edges for pulling nails and prying.
- Both claw ends are polished.

Product #	Head Width 1 (in)	Head Width 2 (in)	Overall Length (in)	Weight (lbs)
55-102	2	1-3/4	24	5.70
55-104	1-3/4	2	36	8.40





STANLEY® FORGED HEXAGONAL STEEL RIPPING BAR

- Forged one-piece steel construction for increased strength and durability.
- Yellow powder-coated claw end for high visibility.
- Beveled chisel end for prying.
- Nail slot on claw end with beveled edge for pulling nails and prying.
- Both chisel and claw end are polished.



Product #	Head Width 1 (in)	Head Width 2 (in)	Overall Length (in)	Weight (lbs)
55-136	1	1-1/4	36	5.30

STANLEY® CLAW BAR

- Ideal for precision nail pulling and prying.
- Polished, beveled claws for precise penetration.
- Flat striking face allows claw to be driven under deeply embedded nails.
- Forged, high-carbon alloy steel for long life.
- Tempered to help reduce chipping.



Product #	Overall Length (in)	Weight (lbs)
STHT55144	8	0.35

STANLEY® NAIL PULLER

- Forged one-piece steel construction for increased strength and durability.
- Bar has black finish to provide corrosion resistance.
- Yellow powder coated claw end for high visibility.
- Nail slots on claw ends for extracting nails.
- Extracting claws can be driven beneath the head of an embedded nail and then used to pull the nail head above the surface.
- Features 90° and 30° offset claws.
- Both claw ends are polished.



Product #	Width (in)	Overall Length (in)	Weight (lbs)
55-035	5/8	11	1.10

STANLEY® PANEL LIFTER

- Made of high-impact ABS.
- Angled handle keeps hands away from panel for comfort.
- Ergonomic design helps move materials with ease.
- Ideal for grabbing and carrying lumber, drywall and gypsum board.



Product #	Color	Overall Length (in)	Panel Width (in)	Weight (lbs)
93-300	Orange	14-1/2	6-1/2	0.60

STANLEY® 12 PIECE PUNCH & CHISEL SET

Product #: 16-299

- Forged, one-piece steel construction for strength and durability.
- Size marking on shank allows for easy identification of the tool.
- Yellow powder-coated finish for high visibility and to provide corrosion resistance.
- Striking surface is hardened and has chamfered edges for greater chipping resistance.
- Punch edge is ground to a precise angle for efficient punching and durability.
- Ideal for starting drill holes, marking metal or cutting/splitting hard stone, brick and concrete.
- Hardened, quenched and tempered for long life and durability.
- Includes reusable packaging for storing products.

Contents	Description
16-227	Punch, Center 1/4"
16-228	Punch, Center 5/16"
16-229	Punch, Starter 3/32"
16-230	Punch, Pin 1/16"
16-231	Punch, Pin 1/8"
16-232	Punch, Pin 5/32"
16-233	Punch, Pin 3/16"
16-234	Punch, Pin 1/4"
16-235	Punch, Pin 5/16"
16-236	Punch, Prick 3/8"
16-287	Cold Chisel, 1/2"
16-288	Cold Chisel, 5/8"



STANLEY® FATMAX® SHORT BLADE WOOD CHISELS

- Thru-Tang™ steel core transfers strike-force from strike steel strike cap to tip.
- Hardened, tempered high-chrome carbon steel blade for edge retention.
- Cutting edge is honed and ready for use right off the shelf.
- Precision ground blade is accurately sized and etched with blade size.
- Lacquered blade for corrosion protection.
- Ergonomic, bi-material handle for comfort and shatter resistance.
- Included blade guard protects working edges of blade when not in use.

Product #	Blade Width (in)	Overall Length (in)
16-975	1/2	9
16-977	3/4	9
16-978	1	9
16-980	1-1/2	9
16-981	2	9





STANLEY® FATMAX® 6 PIECE SHORT BLADE WOOD CHISEL SET

Product #: 16-971

- Thru-Tang™ steel core transfers strike-force from strike steel strike cap to tip.
- Hardened, tempered high-chrome carbon steel blade for edge retention.
- Cutting edge is honed and ready for use right off the shelf.
- Precision ground blade is accurately sized and etched with blade size.
- Lacquered blade for corrosion protection.
- Ergonomic, bi-material handle for comfort and shatter resistance.
- Included blade guard protects working edges of blade when not in use.



Contents	Description
16-975	FATMAX® Short Blade Chisel, 1/2"
16-977	FATMAX® Short Blade Chisel, 3/4"
16-978	FATMAX® Short Blade Chisel, 1"
16-980	FATMAX® Short Blade Chisel, 1-1/2"

STANLEY® FATMAX® 3 PIECE SHORT BLADE WOOD CHISEL SET



Product #: 16-970

- Thru-Tang™ steel core transfers strike-force from strike steel strike cap to tip.
- Hardened, tempered high-chrome carbon steel blade for edge retention.
- Cutting edge is honed and ready for use right off the shelf.
- Precision ground blade is accurately sized and etched with blade size.
- Lacquered blade for corrosion protection.
- Ergonomic, bi-material handle for comfort and shatter resistance.
- Included blade guard protects working edges of blade when not in use.



Contents	Description
16-975	FATMAX® Short Blade Chisel, 1/2"
16-977	FATMAX® Short Blade Chisel, 3/4"
16-978	FATMAX® Short Blade Chisel, 1"

STANLEY® 5 PIECE BAILEY® CHISEL SET

Product #: 16-401

- Micro-precision grind for superior sharpness out of the box.
- High quality carbon-chrome steel for edge retention.
- Blade lacquered for corrosion protection.
- Hardwood handle for comfort and impact resistance.
- Includes high quality leather pouch for storage.



Contents	Description
16-975	Bailey® Chisel, 1/2"
16-977	Bailey® Chisel, 3/4"
16-978	Bailey® Chisel, 1"
16-980	Bailey® Chisel, 1-1/2"

STANLEY® BI-MATERIAL SHORT BLADE WOOD CHISELS

- Hardened, tempered chrome carbon-steel blade for edge retention.
- Short series blade for strength and control.
- Lacquered blade for corrosion protection.
- Ergonomically designed, bi-material grip handle is impact resistant.
- Included blade guard protects working edges of blade when not in use.

Product #	Blade Width (in)	Overall Length (in)
16-308	1/2	9
16-312	3/4	9



STANLEY® 3 PIECE BI-MATERIAL SHORT BLADE WOOD CHISEL SET

Product #: 16-300

- Hardened, tempered chrome carbon-steel blade for edge retention.
- Short series blade for strength and control.
- Lacquered blade for corrosion protection.
- Ergonomically designed, bi-material grip handle is impact resistant.
- Included blade guard protects working edges of blade when not in use.

Contents	Description
16-308	Wood Chisel, Bi-Material Short Blade, 1/2"
16-312	Wood Chisel, Bi-Material Short Blade, 3/4"



STANLEY® 3 PIECE 150 SERIES SHORT BLADE WOOD CHISEL SET

Product #: 16-150

- Handle resists deformation, most solvents, and corrosive liquids.
- Carbon alloy steel blades are 3" (76mm) long.
- Precision ground blade with lacquered coating for corrosion protection.
- Cutting edge is honed and ready for use right off the shelf.
- Included blade guard protects working edges of blade when not in use.

Contents	Description
1	Wood Chisel, 150 Series Short Blade, 1/2"
1	Wood Chisel, 150 Series Short Blade, 3/4"
1	Wood Chisel, 150 Series Short Blade, 1"





STANLEY® CONSUMER FASTENING SELECTION GUIDE

STAPLERS	FASTENER TYPE				
	DURABILITY	EASY SQUEEZE	HI/LO POWER SETTING	STAPLES	BRADS
Electric Staplers					
Electric Stapler / Brad Nailer TRE550	XXXXX		X	X	X
Manual Staplers					
Heavy-duty Staple Gun / Brad Nailer TR250	XXXXX	XXXXX	X	X	X
Heavy-duty Staple Gun with Hi/Lo Setting TR150HL	XXXX	XXXXX	X	X	
Heavy-duty Staple Gun TR150	XXX	XXXXX	X	X	
Heavy-duty Staple Gun/ Cable Tacker CT10X	XXX	XXX	X	X	
All Steel Light-duty Chrome-Plated Staple Gun TR45	XX	XXX		X	
Electric Brad Nailer TRE650					
Electric Brad Nailer TRE650	XXXX		X		X
Heavy-duty Hammer Tacker PHT250C					
Heavy-duty Hammer Tacker PHT250C	XXXXX			X	
Hammer Tacker PHT150C					
Hammer Tacker PHT150C	XXX			X	

STAPLES	SIZE	TRE550	TR250	TR150HL	TR150	CT10X	TR45	TRE650	PHT250C	PHT150C
Heavy-Duty Staples										
TRA704T	1/4"	X	X	X	X	X				X
TRA705T	5/16"	X	X	X	X	X			X	X
TRA706T	3/8"	X	X	X	X	X			X	X
TRA708T	1/2"	X	X	X	X	X			X	
Heavy-Duty Monel Narrow Crown Staples										
TRA704MT	1/4"	X	X	X	X	X				X
TRA706MT	3/8"	X	X	X	X	X			X	X
Light-Duty Staples										
TRA204T	1/4"						X			
Heavy-Duty PowerCrown® Staples										
TRB504T	1/4"	Bostitch® PowerCrown® Tools								
TRB506T	3/8"									

GLUE	GR100	GR25-2	GR20	GR10
Dual Melt Standard Glue Sticks				
GS10DT				X
GS20DT	X	X	X	
GS25DT	X	X	X	
Standard Woodworking Glue				
GS260	X	X	X	

RIVETS	SIZE	MR100CG	MR77C
Aluminum Rivets			
PAA52-1B	5/32" x 1/8"	X	X
PAA54-1B	5/32" x 1/4"	X	X

RIVETERS/GLUE GUNS	DURABILITY	FEATURE
Riveters		
Contractor Grade Riveter MR100CG	XXXXX	Heavy-Duty
Swivel Head Riveter MR77C	XXXX	Swivel Head
Right-Angle Riveter MR55CS	XXX	Right Angled
Glue Guns		
DualMelt Pro™ Glue Gun Kit GR100	XXXXX	Hi & Lo Settings
Trigger-Feed Dual-Melt Glue Gun GR25-2	XXX	Hi & Lo Settings
Trigger Feed Hot-Melt Glue Gun GR20	XX	Hi Settings
Mini Hot-Melt Glue Gun GR10	XX	Hi Settings

STANLEY® ELECTRIC BRAD NAILER

- Housing made of a polycarbonate blend for strength and durability.
- Adjustable power setting allows user to select either Hi/Lo setting to adapt to material density.
- Soft grip handle, cap, and trigger reduces hand fatigue and provides a slip resistant grip.
- Contact-fire safety switch will not fire a brad unless nailer is pressed against a work surface.
- Slide loading magazine allows for quick loading and features a magnetic strip to hold brads in place when open.
- Brad indicator window allows user to know if nailer is loaded and also turns red when the nailer is almost out of brads.
- On/Off switch allows the tool to be easily shut off when not in use.
- Open nose design allows for easy jam clearing.
- 8 ft. electrical cord.
- Rugged injection molded carrying case included.
- Holds up to 100 brads.



Product #	Capacity Range	Color	Uses	Overall Length (in)
TRE650Z	Brads: 5/8" to 1-1/4" 18-gauge	Gray/Black	SWKBN Series	10-1/2

STANLEY® ELECTRIC STAPLER BRAD NAILER

- Heavy-duty design delivers outstanding driving power.
- Hi/Lo power for hard and soft materials.
- Flush-nose design solves the problem of stapling in tight spots.
- Contoured grip for extra comfort.
- Anti-jam mechanism saves time on the job.
- 8' power cord.
- Nose safety.



Product #	Capacity Range	Color	Uses	Overall Length (in)
TRES50Z	Staples: 1/4", 5/16", 3/8", 1/2", 9/16" Brads: 1/2", 9/16", 5/8"	Yellow	TRA700 Series, Arrow® T-50®	7-1/4

Arrow, T-50, T-25, T-75 and JT-21 are trademarks of Arrow Fastener Co., Inc.

STANLEY® HEAVY-DUTY STAPLE GUN BRAD NAILER

- Easy-squeeze product works overtime as a staple gun, brad nailer, cable tacker, and wire tacker.
- All-metal drive channel for penetration.
- Heavy-duty aircraft-aluminum housing for long-lasting, lightweight durability.
- Hi/Lo power lever for hard and soft materials.
- Flush-nose design solves the problem of stapling in tight spots.
- Lock-down handle for storage.
- Quick-view window simplifies staple identification.
- Bottom-loading, easy-slide, full-stick staple load.



Product #	Capacity Range	Color	Uses	Overall Length (in)
TR250	Staples: 1/4", 5/16", 3/8", 1/2", 9/16" Brads: 1/2, 9/16, 5/8	Gray/Black	TRA700 Series, Arrow® T-50®	7

Arrow, T-50, T-25, T-75 and JT-21 are trademarks of Arrow Fastener Co., Inc.



STANLEY® HEAVY-DUTY STAPLE GUN WITH HI/LO SETTING

- Easy-squeeze handle reduces hand fatigue.
- Hi/Lo power lever for hard and soft materials.
- Heavy-duty aircraft-aluminum housing for long-lasting, lightweight durability.
- Anti-jam mechanism saves time on the job.
- Delivers high power and deep penetration.
- Bottom-loading, easy-slide, full-stick staple load.



Product #	Capacity Range	Color	Overall Length (in)	Uses
TR150HL	Staples: 1/4", 5/16", 3/8", 1/2", 9/16"	Gray/Black	7	TRA700 Series, Arrow® T-50®

Arrow, T-50, T-25, T-75 and JT-21 are trademarks of Arrow Fastener Co., Inc.

STANLEY® HEAVY-DUTY STAPLE GUN

- Easy-squeeze handle reduces hand fatigue.
- Heavy-duty aircraft-aluminum housing for long-lasting, lightweight durability.
- Anti-jam mechanism saves time on the job.
- Delivers high power and deep penetration.
- Bottom-loading, easy-slide, full-stick staple load.



Product #	Capacity Range	Color	Overall Length (in)	Uses
TR150	Staples: 1/4", 5/16", 3/8", 1/2", 9/16"	Yellow/Black	7	TRA700 Series, Arrow® T-50®

Arrow, T-50, T-25, T-75 and JT-21 are trademarks of Arrow Fastener Co., Inc.

STANLEY® LIGHT-DUTY CHROME-PLATED STAPLE GUN

- Chrome plated housing made of a steel construction for strength and durability.
- Spring loaded staple push rod to load staples.
- Staple indicator window allows user to know if stapler is loaded or needs reloading.
- Flush nose will fit flush against perpendicular surfaces such as the junction of a wall or ceiling.
- Handle lock for safe storage.
- Unique jam clearing feature allows end user to open up and draw down the staple channel for jam clearing.



Product #	Capacity Range	Color	Overall Length (in)	Uses
TR45	Staples: 1/4", 5/16", 3/8"	Chrome	6	TRA200 Series, Arrow® JT-21®

Arrow, T-50, T-25, T-75 and JT-21 are trademarks of Arrow Fastener Co., Inc.

STANLEY® HEAVY-DUTY CHROME-PLATED STAPLE GUN

- Chrome plated housing made of a steel construction for strength and durability.
- Metal stapler core slides out by squeezing the latch and pulling, giving access to staple channel for easy and fast bottom load.
- Stapler core stays in the housing, making it difficult to lose.
- Staple indicator window indicates staple size and allows user to know if stapler is loaded or needs reloading.
- Flush nose will fit flush against perpendicular surfaces such as the junction of a wall or ceiling.
- Handle lock for safe storage.
- Unique handle locking mechanism allows end user to lock handle without engaging the staple driving mechanism.
- Easy access to staple channel allows for jam clearing.



Product #	Capacity Range	Color	Uses	Overall Length (in)
TR110	Staples: 1/4", 5/16", 3/8", 1/2", 9/16"	Chrome	TRA700 Series, Arrow® T-50®	7-1/4

Arrow, T-50, T-25, T-75 and JT-21 are trademarks of Arrow Fastener Co., Inc.

STANLEY® HEAVY-DUTY STAPLE GUN CABLE TACKER

- Easy-squeeze product works overtime as a staple gun, brad nailer, cable tacker, and wire tacker.
- All-metal drive channel for penetration.
- Heavy-duty aircraft-aluminum housing for long-lasting, lightweight durability.
- Hi/Lo power lever for hard and soft materials.
- Flush-nose design solves the problem of stapling in tight spots.
- Lock-down handle for storage.
- Quick-view window simplifies staple identification.
- Bottom loading, easy-slide, full-stick staple load.



Product #	Capacity Range	Color	Uses	Overall Length (in)
CT10X	Staples: 3/8", 7/16", 1/2", 9/16"	Black/Gray	CT100 Series, CT300 Series, Arrow® T-25®	7

Arrow, T-50, T-25, T-75 and JT-21 are trademarks of Arrow Fastener Co., Inc.

STANLEY® FATMAX® HAMMER TACKER

- Driver mechanism delivers more than 500,000 cycles for long-life performance.
- Anti-jam mechanism reduces downtime and increases productivity.
- Bottom-load, high-capacity, quick-load magazine accepts up to two full sticks of staples to minimize reloading time.
- Chrome-plated steel construction frame for corrosion resistance and durability.
- Ergonomic comfort grip minimizes fatigue and maximizes comfort.
- Surface guard won't tear Tyvek® and felt.
- Loads two full sticks of staples.



Product #	Capacity Range	Uses	Overall Length (in)	Weight (lbs)
PHT250C	Staples: 5/16", 3/8", 1/2"	TRA700 Series, Arrow® T-50®	13-1/2	2.64

Arrow, T-50, T-25, T-75 and JT-21 are trademarks of Arrow Fastener Co., Inc.

Tyvek® is a registered trademark of E. I. du Pont de Nemours and Company or its affiliates.

STANLEY® HEAVY-DUTY HAMMER TACKER

- Used for fast installation of carpeting, roofing materials or insulation.
- Contractor-quality design.
- Full-rubber grip absorbs shock and protects hand.
- Heavy-duty steel construction for added durability.
- Loads two full sticks of staples.



Product #	Capacity Range	Uses	Overall Length (in)	Weight (lbs)
PHT150C	Staples: 1/4", 5/16", 3/8"	TRA700 Series, Arrow® T-50®	12	2.13

Arrow, T-50, T-25, T-75 and JT-21 are trademarks of Arrow Fastener Co., Inc.



STANLEY® HEAVY-DUTY NARROW CROWN STAPLES

- For Heavy-duty stapling jobs such as insulation, carpet underlaying and roofing felt.
- Color-coded packaging makes size and product selection easy.




Product #	Crown Width (in)	Leg Length (in)	Gauge	Type	Quantity	For Use In
TRA704T	27/64	1/4	24	Chisel Point	1000	TR100 series, TR200 series, TRE500 series, PHT150, TR60; Arrow® ET-50™, ET2025™, ETC50™, ETF50BN™, ETN-50™, T-50®PBN, T55™, T55™C, T-50®, T55™, HT50A; Powershot™ 5700, 8000
TRA705T	27/64	5/16	24	Chisel Point	1000	TR100 Series, TR200 Series, TRE500 Series, PHT150, TR60; Arrow® ET50™, ET2025™, ETC50™, ETF50BN™, ETN50™, T-50®PBN, T55™, T55™C, T-50®, T55™, HT50A; Powershot™ 5700, 8000
TRA706T	27/64	3/8	24	Chisel Point	1000	TR100 Series, TR200 Series, TRE500 Series, PHT150, TR60; Arrow® ET50™, ET2025™, ETC50™, ETF50BN™, ETN50™, TR50®OC, T-50®PBN, T-55™, T55™C, T-50®, HT50A; Powershot™ 5700, 8000
TRA708T	27/64	1/2	24	Chisel Point	1000	TR100 Series, TR200 Series, TRE500 Series, TR60
*STHT74749	–	1/4, 3/8, 1/2	–	–	2000	TRA704, TRA706, TRA708
TRA706-5C	27/64	3/8	24	Chisel Point	5000	TR100 Series, TR200 Series, TRE500 Series, PHT150, TR60; Arrow® ET50™, ET2025™, ETC50™, ETF50BN™, ETN50™, TR50®OC, T-50®PBN, T-55™, T55™C, T-50®, HT50A; Powershot™ 5700, 8000
TRA708-5C	27/64	1/2	24	Chisel Point	5000	TR60, TR85, TR100, TR110, TR150, TR15HL, TR200, TR250, TRE500, TRE550, PHT250, PHT350T

Arrow, T-50, T-25, T-75 and JT-21 are trademarks of Arrow Fastener Co., Inc.

*STHT74749 includes 660 of the TRA704 staples and 670 each of the following staples: TRA706 & TRA708.

STANLEY® LIGHT-DUTY WIDE CROWN STAPLES

- For light-duty household and crafting stapling jobs.
- Color-coded packaging makes size and product selection easy.



Product #	Crown Width (in)	Leg Length (in)	Gauge	Type	Quantity	For Use In
TRA204T	29/64	1/4	24	Chisel Point	1000	TR45 and Arrow® JT-21®
*STHT74912	–	–	–	–	1500	–

Arrow, T-50, T-25, T-75 and JT-21 are trademarks of Arrow Fastener Co., Inc.

*STHT74912 includes 500 each of the following staples: TRA204T.

STANLEY® HEAVY-DUTY RIVETER

- Designed for stainless steel rivets for marine applications.
- Long handle makes riveter easy to squeeze.
- Rugged, contractor-grade die-cast metal construction for long life.
- Equipped with removable ejector spring.
- Uses 3/32", 1/8", 5/32" and 3/16" diameter steel and aluminum rivets.
- Uses 1/8" and 5/32" diameter stainless rivets.



Product #	Color	Overall Length (in)
MR100CG	Yellow/Gray	11-1/8

STANLEY® HEAVY-DUTY SWIVEL HEAD RIVETER

- Sets rivets at right angle or straight-on with a simple twist of rivet head.
- Rugged die-cast metal construction for long life.
- Extra nose pieces and wrench are conveniently stored in handle.
- Long handle makes riveter easy to squeeze.
- Uses 3/32", 1/8", 5/32" and 3/16" diameter steel and aluminum rivets.
- Rivets in hard-to-get places.



Product #	Color	Overall Length (in)
MR77C	Yellow/Black	11-1/8

STANLEY® DUALMELT PRO™ GLUE GUN KIT

- Delivers industrial performance with consumer appeal.
- Exclusive auto shutoff light for reliability and long life.
- Dual heater provides outstanding glue output.
- Temperature switch for both high and low temperature glue applications.
- On/off light and protected nozzle.
- Cushion grip for comfortable, slip-resistant trigger action.
- Interchangeable nozzle capability.
- Fold-out stand for handy storage while in use.



Product #	Contents	Operating Temperature (F)	Power (watts)	Overall Length (in)	Volts	Uses
GR100	(1) DualMelt Pro™ Glue Gun (1) Spreader Tip (1) Extender Tip (6) Dual Temp. Glue Sticks (6) Glue Sticks (5) Super Strength Glue Sticks	275°–410°	80	8-1/2	120	GS20DT, GS25DT, GS230, GS260



STANLEY® TRIGGER-FEED DUALMELT™ GLUE GUN

- Offers the versatility of high- and low-temperature gluing in one gun.
- Convenient, one-touch high/low selector switch.
- Uses standard dual-temperature glue on both settings and hot-melt formulas on high setting.
- Heats up quickly and bonds within 60 seconds.
- Fold-out stand for handy storage while in use.



Product #	Operating Temperature (F)	Power (watts)	Overall Length (in)	Volts	Uses
GR25-2	275° (Low); 410° (High)	80	8-1/2	120	GS20DT, GS25DT, GS230S, GS260A, GS264BK

STANLEY® TRIGGER-FEED HOT MELT GLUE GUN

- Quality engineered for reliable performance.
- Trigger-feed mechanism controls glue flow.
- Heats up quickly and bonds within 60 seconds.
- Uses standard hot melt sticks.
- Fold-out stand for handy storage while in use.



Product #	Operating Temperature (F)	Power (watts)	Overall Length (in)	Volts	Uses
GR20	410°	30	8-1/2	120	GS20DT, GS25DT, GS230S, GS260A, GS264BK

STANLEY® MINI HOT MELT GLUE GUN

- Small, portable size for quick gluing jobs in tight spots.
- Trigger-feed mechanism controls glue flow.
- Uses standard .28" mini hot melt sticks.
- Fold-out stand for handy storage while in use.



Product #	Operating Temperature (F)	Power (watts)	Overall Length (in)	Volts	Uses
GR10	385°	15	4-1/4	120	GS10DT

STANLEY® DUALMELT™ GLUE MINI STICKS

- For use in mini hot melt, low temperature and dual temperature glue guns.
- Excellent for bonding heat-sensitive materials and general applications.



Product #	Diameter (in)	Quantity	Set Time (seconds)	Overall Length (in)	For Use In
GS10DT	1/4	24	30 – 60	4	GR10

STANLEY® DUALMELT™ GLUE STICKS

- For use in standard hot-melt, low-temperature and dual-temperature glue guns.
- Excellent for bonding heat-sensitive materials and general applications.



Product #	Diameter (in)	Quantity	Set Time (seconds)	Overall Length (in)	For Use In
GS20DT	7/16	24	30 – 60	4	GR20, GR25-2, GR100
GS25DT	7/16	12	30 – 60	10	GR20, GR25-2, GR100

STANLEY® 100 PLUS® SCREWDRIVERS

- Large, deep fluted acetate handle stands up to heavy-duty industrial use.
- Easy-to-clean handle.
- Flanges on the blade inside the handle provides a solid, twist-resistant blade.
- Bars are fully ground and polished, then chrome plated for corrosion resistance.
- Bars are made of alloy steel and heat-treated for strength and durability.

STANLEY® 8 PIECE 100 PLUS® VINYL GRIP SCREWDRIVER SET

Product #: 66-568-A



Pieces	Description
8	(1) 1/4 x 1-1/2" Standard Slotted Tip (Stubby) (3) 5/16 x 8-1/2, 3/8 x 13-1/2, 7/16 x 10-1/4" Standard Slotted Tip (1) #2 x 1-1/2" Phillips Tip (Stubby) (3) #1 x 3, #2 x 4, #3 x 6" Phillips Tip

STANLEY® 18 PIECE 100 PLUS® COMBINATION SCREWDRIVER SET

Product #: 66-520-A



Pieces	Description
18	(1) 1/4 x 1-1/2" Standard Slotted Tip (Stubby); (1) 1/8 x 2" Standard Slotted Tip (Pocket); (5) 1/4 x 4", 3/16 x 3", 5/16 x 6", 3/8 x 8", 3/8 x 10" Standard Slotted Tip (3) 3/16 x 3", 3/16 x 6", 3/16 x 8" Cabinet Slotted Tip (1) #2 x 1-1/2" Phillips Tip (Stubby) (7) #0 x 3", #1 x 3", #1 x 10", #2 x 4", #2 x 10", #3 x 6", #4 x 8" Phillips Tip

STANLEY® 8 PIECE 100 PLUS® SCREWDRIVER SET

Product #: 66-158-A



Contents	Description
66-161-A	Screwdriver, 100 Plus® Standard Slotted Stubby 1/4" x 1-1/2"
66-164-A	Screwdriver, 100 Plus® Standard Slotted 1/4" x 4"
66-166-A	Screwdriver, 100 Plus® Standard Slotted 5/16" x 6"
66-168-A	Screwdriver, 100 Plus® Standard Slotted 3/8" x 8"
64-105-A	Screwdriver, 100 Plus® Phillips Stubby #2 x 1-1/2"
64-101-A	Screwdriver, 100 Plus® Phillips #1 x 3"
64-102-A	Screwdriver, 100 Plus® Phillips #2 x 4"
64-103-A	Screwdriver, 100 Plus® Phillips #3 x 6"

STANLEY® 7 PIECE 100 PLUS® SCREWDRIVER SET

Product #: 66-157-A

Contents	Description
66-161-A	Screwdriver, 100 Plus® Standard Slotted Stubby 1/4" x 1-1/2"
66-163-A	Screwdriver, 100 Plus® Standard Slotted 3/16" x 3"
66-164-A	Screwdriver, 100 Plus® Standard Slotted 1/4" x 4"
66-166-A	Screwdriver, 100 Plus® Standard Slotted 5/16" x 6"
66-168-A	Screwdriver, 100 Plus® Standard Slotted 3/8" x 8"
66-160-A	Screwdriver, 100 Plus® Standard Slotted 3/8" x 10"
66-162-A	Screwdriver, 100 Plus® Standard Slotted 3/8" x 12"



STANLEY® 5 PIECE 100 PLUS® STANDARD SLOTTED TIP SCREWDRIVER SET

Product #: 66-150-A

Contents	Description
66-161-A	Screwdriver, 100 Plus® Standard Slotted Stubby 1/4" x 1-1/2"
66-174-A	Screwdriver, 100 Plus® Square Standard Slotted 1/4" x 4"
66-176-A	Screwdriver, 100 Plus® Square Standard Slotted 5/16" x 6"
66-178-A	Screwdriver, 100 Plus® Square Standard Slotted 3/8" x 8"
66-172-A	Screwdriver, 100 Plus® Square Standard Slotted 3/8" x 12"



STANLEY® 5 PIECE 100 PLUS® PHILLIPS SCREWDRIVER SET

Product #: 66-156-A

Contents	Description
64-105-A	Screwdriver, 100 Plus® Phillips Stubby #2 x 1-1/2"
64-101-A	Screwdriver, 100 Plus® Phillips #1 x 3"
64-102-A	Screwdriver, 100 Plus® Phillips #2 x 4"
64-103-A	Screwdriver, 100 Plus® Phillips #3 x 6"
64-104-A	Screwdriver, 100 Plus® Phillips #4 x 8"



STANLEY® 100 PLUS® PHILLIPS SCREWDRIVERS



Product #	Tip Size	Tips	Shank Length (in)	Shank Type	Handle Length (in)	Overall Length (in)
64-100-A	#0	Phillips	3	Round	2-1/2	5-1/2
64-101-A	#1	Phillips	3	Round	3-3/4	6-3/4
64-102-A	#2	Phillips	4	Round	4-1/4	8-1/4
64-103-A	#3	Phillips	6	Round	5	11
64-104-A	#4	Phillips	8	Round	5-3/4	13-3/4
64-105-A	#2	Phillips	1-1/2	Round	2	3-1/2
64-170-A	#0	Phillips	2	Round	2-1/2	4-1/2
64-171-A	#1	Phillips	10	Round	3-3/4	13-3/4
64-172-A	#2	Phillips	10	Round	4-1/2	14-1/2

STANLEY® 100 PLUS® SLOTTED SCREWDRIVERS


- Slotted tips are cross ground for consistent fit.



Product #	Size (in)	Tips	Shank Length (in)	Shank Type	Handle Length (in)	Overall Length (in)
66-101-A	1/8	Keystone Slotted	2	Round	2-1/2	4-1/2
66-102-A	3/32	Keystone Slotted	3	Round	2-3/4	5-3/4
66-103-A	3/32	Keystone Slotted	4	Round	2-1/2	6-1/2
66-163-A	3/16	Keystone Slotted	3	Round	3-3/4	6-3/4
66-164-A	1/4	Keystone Slotted	4	Round	4-1/4	8-1/4
66-011-A	1/4	Keystone Slotted	6	Round	4-1/4	10-1/4
66-166-A	5/16	Keystone Slotted	6	Round	5	11
66-013-A	5/16	Keystone Slotted	8	Round	5	13
66-160-A	3/8	Keystone Slotted	10	Round	5-1/2	15-1/2
66-162-A	3/8	Keystone Slotted	12	Round	5-1/2	17-1/2
66-168-A	3/8	Keystone Slotted	8	Round	5-1/2	13-1/2
66-161-A	1/4	Keystone Slotted	1-1/2	Round	2	3-1/2
66-112-A	1/8	Cabinet Slotted	2	Round	2-1/2	4-1/2
66-113-A	1/8	Cabinet Slotted	3	Round	2-1/2	5-1/2
66-114-A	1/8	Cabinet Slotted	4	Round	2-1/2	6-1/2
66-116-A	1/8	Cabinet Slotted	6	Round	2-1/2	8-1/2
66-118-A	1/8	Cabinet Slotted	8	Round	2-1/2	10-1/2
66-110-A	1/8	Cabinet Slotted	10	Round	2-1/2	12-1/2
66-183-A	3/16	Cabinet Slotted	3	Round	3-3/4	6-3/4
66-186-A	3/16	Cabinet Slotted	6	Round	3-3/4	9-3/4
66-188-A	3/16	Cabinet Slotted	8	Round	3-3/4	11-3/4
66-180-A	3/16	Cabinet Slotted	10	Round	3-3/4	13-3/4
66-182-A	3/16	Cabinet Slotted	12	Round	3-3/4	15-3/4

STANLEY® 100 PLUS® SQUARE SCREWDRIVERS

- Bolster reinforced construction.
- Square blade allows for use with a wrench for added torque.
- Slotted tips are cross ground for consistent fit.



Product #	Size (in)	Tips	Shank Length (in)	Shank Type	Handle Length (in)	Overall Length (in)
66-015-A	3/16	Keystone Slotted	3	Square	3-3/4	6-3/4
66-018-A	3/16	Keystone Slotted	4	Square	3-3/4	7-3/4
66-174-A	1/4	Keystone Slotted	4	Square	4-1/4	8-1/4
66-176-A	5/16	Keystone Slotted	6	Square	5	11
66-178-A	3/8	Keystone Slotted	8-1/4	Square	5-1/4	13-1/2
66-170-A	3/8	Keystone Slotted	10	Square	5-1/2	15-1/2
66-172-A	3/8	Keystone Slotted	12	Square	5-1/2	17-1/2

STANLEY® VINYL GRIP SCREWDRIVERS

- Vinyl grip handle provides extra torque capability, greater comfort, and a slip resistant grip.
- Acetate handle built for strength.
- Flanges on the blade inside the handle provide a solid, twist-resistant blade.
- Black oxide tips for use in electrical applications.
- Bars are fully ground and polished, then chrome plated for corrosion resistance.
- Bars are made of alloy steel and heat-treated for strength and durability.

8 PIECE STANLEY® VINYL GRIP SCREWDRIVER SET

Product #: 66-708

Contents	Description
66-088	Screwdriver, Vinyl Grip Standard Slotted Stubby 1/4" x 1-1/2"
66-090	Screwdriver, Vinyl Grip Standard Slotted 1/4" x 4"
66-097	Screwdriver, Vinyl Grip Cabinet Slotted 3/16" x 6"
66-094	Screwdriver, Vinyl Grip Square Blade Standard Slotted 5/16" x 6"
66-095	Screwdriver, Vinyl Grip Square Blade Standard Slotted 3/8" x 8"
65-901	Screwdriver, Vinyl Grip Phillips #1 x 3"
65-902	Screwdriver, Vinyl Grip Phillips #2 x 4"
65-905	Screwdriver, Vinyl Grip Phillips Stubby #2 x 1-1/2"



6 PIECE STANLEY® VINYL GRIP DIY SCREWDRIVER SET

Product #: 66-565

- Nickel-plated bars for corrosion resistance.

Pieces	Description
6	(2) 3/16 x 3 in, 3/16 x 6" Cabinet Slotted Tip (2) 1/4 x 4 in, 5/16 x 6" Standard Slotted Tip (2) #1 x 3 in, #2 x 4" Phillips Tip



6 PIECE STANLEY® VINYL GRIP PRO SCREWDRIVER SET

Product #: 66-565P


- Chrome plated bars with fully ground flat blades.
- Phillips tips are black oxide.

Contents	Description
66-090	Screwdriver, Vinyl Grip Standard Slotted 1/4" x 4"
66-091	Screwdriver, Vinyl Grip Standard Slotted 5/16" x 6"
65-902	Screwdriver, Vinyl Grip Phillips #2 x 4"



STANLEY® VINYL GRIP SLOTTED SCREWDRIVERS


- Designed for close-quarter driving.



Product #	Size (in)	Tips	Blade Length (in)	Shank Type	Handle Length (in)	Overall Length (in)
66-090	1/4	Keystone Slotted	4	Round	4-1/2	8-1/2
66-091	5/16	Keystone Slotted	6	Round	5	11
66-092	3/8	Keystone Slotted	8	Round	5-1/2	13-5/8

STANLEY® VINYL GRIP PHILLIPS SCREWDRIVERS

- Precision machined Phillips tip is blasted black oxide for proper fastener fit and to eliminate plate chipping.



Product #	Tip Size	Tips	Shank Length (in)	Shank Type	Handle Length (in)	Overall Length (in)
65-902	#2	Phillips	4	Round	4-1/2	8-1/2
65-903	#3	Phillips	6	Round	5	11

STANLEY® VINYL GRIP NUT DRIVER SETS

- Vinyl grip provides extra torque capability, greater comfort, and a slip resistant grip.
- Grip marked with hex key symbol and size markings for quick identification.
- Acetate handles built for strength.
- Nickel-plated bars for corrosion resistance.
- Hex shank allows for use with a wrench for added torque.



Product #	Pieces	Description	Overall Length (in)
62-541	6	3/16, 1/4, 5/16, 3/8, 7/16, 1/2"	fractional
62-546	7	5, 6, 7, 8, 9, 10, 11 mm	metric

STANLEY® 6 PIECE PRECISION SCREWDRIVER SET

Product #: 66-052

- Swivel-head handles provide precision and reach.
- Tough, plastic handles with soft cushion grip for comfort.
- Finish on bars for corrosion resistance.
- Plastic storage case included.

Pieces	Description
6	(4) 1.4, 2.0, 2.4, 3.0 mm Standard Slotted (2) #0, #1 Phillips



STANLEY® WOOD HANDLE SCRATCH AWL

- Machined wood handle with flat sides to prevent rolling.
- Alloy steel bar anchored into handle.
- Plated bar for corrosion resistance.

Product #	Shank Length (in)	Handle Length (in)	Overall Length (in)
69-122	3-1/2	2-1/2	6



STANLEY® FOLDING HEX KEY SETS

- Durable composite construction.
- Rubber side inserts allow for a secure grip.
- Chamfered edge helps guide the wrench for a smooth, easy entry of the hex key.
- Compact, self-storing tool.
- Size markings printed on the hex key body for easy identification.
- Meets or exceeds ANSI specifications.

Product #	Pieces	Description
STHT71800	8	1.5, 2, 2.5, 3, 4, 5, 6, 8 mm
STHT71839	2-Pack	STHT71801 - (9) 5/64, 3/32, 7/64, 1/8, 9/64, 5/32, 3/16, 7/32, 1/4" STHT71800 - (8) 1.5, 2, 2.5, 3, 4, 5, 6, 8 mm





STANLEY® NO. 4 SWEETHEART® SMOOTHING BENCH PLANE



- Iron is made from extra-thick 1/8" (3.18 mm) A2 steel for excellent edge retention.
- One-piece base and frog virtually eliminate chatter.
- Cherry wood handle and knob for comfort.
- Norris-type adjuster with lateral locking feature.
- Adjustable throat plate for different types of wood.

Product #	Type	Blade Width (in)	Width (in)	Overall Length (in)
12-136	#4 Bench	2	2-1/2	10-5/8



STANLEY® NO. 62 SWEETHEART® LOW ANGLE JACK PLANE



- Iron is made from extra-thick 1/8" (3.18 mm) A2 steel for excellent edge retention.
- Cherry wood handle and knob for comfort.
- Norris-type adjustment for ease of use.
- Adjustable throat plate for different types of wood.

Product #	Type	Blade Width (in)	Width (in)	Overall Length (in)
12-137	#62 Jack	2	2-1/2	14



STANLEY® SWEETHEART® BLOCK PLANES



- Iron is made from extra-thick 1/8" (3.18 mm) A2 steel for excellent edge retention.
- Precision ground ductile cast iron base for accuracy.
- Norris-type adjuster with lateral locking feature.
- Low Angle Block Plane - 12° low angle bed for cutting end grain.

Product #	Type	Blade Width (in)	Width (in)	Overall Length (in)
12-138	#9-1/2 Block	1-5/8	2-1/8	6-7/16
12-139	#60-1/2 Low Angle Block	1-5/8	2-1/8	6-1/2



STANLEY® NO. 92 SWEETHEART® SHOULDER/CHISEL PLANE



- Dual purpose – converts from a shoulder plane to a chisel plane.
- Iron is made from extra-thick 1/8" (3.18 mm) A2 steel for excellent edge retention.
- Precision ground cast-iron base for accuracy.
- Finger grips for control.

Product #	Type	Blade Width (in)	Width (in)	Overall Length (in)
12-140	#92 Shoulder/Chisel	3/4	3/4	6-3/16



STANLEY® BAILEY® BENCH PLANES

- Gray, cast iron base with precision ground sides and bottom.
- Durable coating on cast iron base provides long-lasting protection.
- Frog seat holds the plane cutter at a 45° angle and is adjustable to allow for adjustment between the cutting edge and the front of the mouth.
- Solid brass depth adjustment knob.
- Depth adjustment knob and lateral alignment lever, offer precise control of the cutter.
- Quick-release lever cap makes cutter removal easy.
- Cap iron makes the blade more rigid and helps to curl and break apart wood shavings as they pass through the mouth.
- The knob and handle are contoured and made of polished high-impact plastic.
- Works with this standard STANLEY® cutter blade (12-313).
- Cutter blade included (12-313): 1.

Product #	Type	Blade Width (in)	Width (in)	Overall Length (in)
12-904	#4 Smoothing	2	2-1/2	9-11/16
12-905	#5 Jack	2	2-1/2	14



STANLEY® BAILEY® BLOCK PLANES

- Ideal for planing end grain and plastic materials.
- 12-920 block plane has a fully adjustable cutter resting at 21°.
- 13-1/2° low-angle cutter on the 12-960 block plane keeps vibration to a minimum, creating a fine finish.
- Gray, cast-iron base with precision-ground sides and bottom.
- Finger grips machined into sides make single-handed use easy.
- Hardened, tempered steel gives precision-ground cutter edge durability.
- Cutter adjusts for depth and alignment, offering precise control.
- Durable epoxy coating for long-lasting protection.
- Quick-release cam lock makes iron removal easy.
- Replacement Iron 12-508 for 12-920, 12-504 for 12-960.

Product #	Type	Blade Width (in)	Width (in)	Overall Length (in)
12-920	Block	1-5/8	2	6-5/16
12-960	Low Angle Block	1-3/8	1-3/4	6-1/4





STANLEY® ADJUSTABLE BLOCK PLANES

- Gray, cast iron base with precision ground sides and bottom.
- Durable coating on cast iron base provides long-lasting protection.
- Cutter rests at a 21° angle.
- Cutter is made out of hardened, tempered high-carbon chrome steel.
- Cast in finger rest at front of plane adds comfort and control.
- Solid brass depth adjustment knob.
- Depth adjustment knob and lateral alignment lever, offer precise control of the cutter.
- Quick-release lever cap makes cutter removal easy.
- Works with this standard STANLEY® cutter blade (12-508).
- Cutter blade included (12-508): 1



Product #	Type	Blade Width (in)	Width (in)	Overall Length (in)
12-220	Block	1-5/8	2	7
12-247	Block	1-5/8	2	6-7/8

STANLEY® SMALL TRIMMING PLANE

- Metal base with durable coating provides long-lasting protection.
- Circular ridges on the side for fingers to provide easy one-handed use and a slip resistant grip.
- Cutter rests at a 21° angle.
- Cutter is made out of hardened, tempered high-carbon chrome steel.
- Clamping screw allows for quick release of the lever cap for easy cutter removal.
- Cutter blade included: 1.



Product #	Type	Blade Width (in)	Width (in)	Overall Length (in)
12-101	Trimming	1	1-1/8	3-5/16

STANLEY® RB5™ PLANE

- Metal base with durable coating provides long-lasting protection.
- Ridges on the side for fingers to provide easy one-handed use and a slip resistant grip.
- Dual-blade positioning for planing and bullnosing into corners.
- Cutter rests at a 45° angle in both positions.
- Cutter is made out of hardened, tempered high-carbon chrome steel.
- Quick, easy blade change.
- Convenient blade storage in handle.
- Cutter blades included: 2.



Product #	Type	Blade Width (in)	Width (in)	Overall Length (in)
12-105	Block/Bullnose	2	2-1/8	6

STANLEY® BULLNOSE RABBET PLANE

- One-piece, cast-iron body and handle.
- Durable coating on cast iron body and handle provides long-lasting protection.
- Dual-blade positioning for planing and bullnosing into corners.
- Cutter rests at a 45° angle in both positions.
- Cutter is made out of hardened, tempered high-carbon chrome steel.
- Clamping screw allows for quick release of the lever cap for easy cutter removal in both positions.
- Depth adjustment lever on rear planning cutter, offers precise control of the cutter.
- Fitted with a spur for work across the grain, removable depth gauge, and adjustable fence for use on either side of the plane.
- Cutter blade included: 1.



Product #	Type	Blade Width (in)	Width (in)	Overall Length (in)
12-978	Bullnose Rabbet	1-1/2	1-1/2	10

STANLEY® SPOKESHAVE - FLAT BASE

- One-piece cast iron body with double handles for control and efficiency.
- Raised handles protect users hands.
- Durable coating on cast iron base provides long-lasting protection.
- Manual depth/lateral alignment nuts, offer precise control of the cutter.
- Clamping screw allows for quick release of the lever cap for easy cutter removal.
- Cutter blade included: 1.



Product #	Blade Width (in)	Width (in)	Overall Length (in)
12-951	2-1/8	1-5/8	10

STANLEY® CHISEL/PLANE CUTTER SHARPENING SYSTEM

- Complete system for accurate and precise sharpening of chisel and plane cutter cutting edges.
- Guides user to achieve a precise sharp edge that is square to the blade.
- Features angle setting gauge with preset markings at the following angles for easy setup: 25°, 30°, and 35°.
- Suitable for use with chisel blades and plane cutters from 1/4 in to 2-3/4 in (4mm to 60mm).

Product #	Contents
16-050	Honing guide, White Oil, Oilstone (8" X 2" aluminum oxide grit sharpening stone, double-sided with fine and medium grade).





STANLEY® PLANE REPLACEMENT BLADES


- Made of hardened, tempered high-carbon chrome steel.
- Can be honed to a razor sharp edge.
- Cutters are fine rotary ground to a flat surface for easier sharpening.
- Cutters are supplied with an accurately ground edge of 25°, but before use an additional honed 30° angle is recommended.



PLANE SKU #	REPLACEMENT BLADES											
	12-141 A2 STEEL	12-142 A2 STEEL	12-143 A2 STEEL	12-144 A2 STEEL	12-134 HIGH-CARBON	12-313 HIGH-CARBON	12-508 HIGH-CARBON	12-504 HIGH-CARBON	12-330 HIGH-CARBON	12-378 HIGH-CARBON	12-333 HIGH-CARBON	12-350 HIGH-CARBON
12-136	X											
12-137		X										
12-138			X									
12-139			X									
12-140				X								
12-904						X						
12-905						X						
12-920							X					
12-960								X				
12-404					X							
12-220							X					
12-247								X				
12-105									X			
12-978										X		
12-951												X

STANLEY® SURFORM® POCKET PLANE

- Die-cast alloy body with metallic gray finish.
- Contoured to fit in palm of hand.
- Designed for one-handed use.
- Thumbscrew blade tension for quick blade replacement.
- Ideal for end-grain work, sheet rocking, and smoothing edges of laminates.
- Works with this standard STANLEY® Surform® blade (21-398).
- STANLEY® Surform® blade included (21-398): 1.



Product #	Type	Cut	Blade Width (in)	Width (in)	Overall Length (in)
21-399	Pocket Plane	Fine	1-5/8	1-9/16	5-5/8

STANLEY® SURFORM® SHAVER

- One-piece, high-impact ABS body.
- Simple, click-on blade replacement.
- Works on pull stroke.
- Works with this standard STANLEY® Surform® blade (21-515).
- STANLEY® Surform® blade included (21-515): 1.



Product #	Type	Cut	Blade Width (in)	Width (in)	Overall Length (in)
21-115	Shaver	Regular	1-5/8	1-1/2	7-1/4

STANLEY® SURFORM® REPLACEMENT BLADES

- Heat-treated, round blade for enlarging holes and smoothing out curved surfaces.



Product #	# of Blades	Type	Cut	Blade Width (in)	For Use On	Overall Length (in)
21-291	1	Round	Standard	5/8		10
21-398	1	Pocket Flat	Fine	1-5/8	21-399	5-7/16
21-515	1	Shaver	Standard	1-5/8	21-115	2-5/16

STANLEY® SURFORM® HALF ROUND BLADE





- For use on metal and hard surfaces.



Product #	# of Blades	Type	Cut	Blade Width (in)	For Use On	Overall Length (in)
21-299A	10	1/2 Round	Standard	1-1/2		10



STANLEY® SURFORM® TOOL & BLADES

				
	FINE CUT 21-393	ROUND 21-291	FINE CUT 21-398	CURVED 21-515
Hardwood	X	X	X	X
Softwood	X	X	X	X
End Grain	X		X	
Chipboard		X		X
Plywood		X		X
Blockboard		X		X
Vinyl	X	X	X	X
Rubber		X		X
Plaster	X	X	X	X
Thermalite		X		X
Chalk		X		X
Fiberglass		X		X
Brass	X		X	
Aluminum	X		X	
Copper	X		X	
Mild Steel	X		X	
Plastic Laminates				X
Plastic Fillers	X	X	X	X
Nylon		X		X
Vinyl Flooring		X		X
Fits Tool(s)			21-399	21-115

STANLEY® CHAINSAW FILES

- Round file for sharpening chainsaw blades.
- Follow saw manufacturer's specifications and safety instructions when sharpening chainsaw blades.



Product #	Cut	Overall Length (in)
22-121	Single	8
22-122	Single	8

STANLEY® PERFORMANCE POCKET INSPECTOR FLASHLIGHT

- One 1-1/4 watt bright white, long-lasting LED delivers 40 lumens of light.
- Tactile, rubberized rear on/off switch for easy and comfortable access.
- Wrist band lanyard included to help prevent flashlight from being dropped.
- Durable anodized aluminum body with slip-resistant textured grip.
- Electroplated reflector combined with a shatter-proof lens provides a strong focused beam.
- IPX4 level weather resistance prevents water from entering the flashlight in outdoor conditions.
- High-visibility yellow bands allows easy identification.
- Meets or exceeds ANSI standards.



Product #	Bulb Type	Lumens	# of Batteries Included	Battery Type	Battery Needs	Run Time	Color
95-151	1-1/4 Watt LED	40	0	AA	2	5 hours	Black/Yellow

STANLEY® FATMAX® DIAGONAL CUTTING PLIERS

- Slim head design allows access into tight spaces.
- Induction hardened cutting jaws engineered to stay sharp longer than non-induction hardened jaws.
- Forged, high-quality carbon steel provides a durable cutting edge.
- Meets or exceeds ANSI specifications.

Product #	Overall Length (in)
89-858	6-3/8
89-859	7-1/2



STANLEY® FATMAX® LINEMAN'S PLIERS

- High-leverage pivot design uses less energy to cut than traditional cutting pliers.
- Induction hardened cutting jaws engineered to stay sharp longer than non-induction hardened jaws.
- Precision machined jaws ideal for gripping, twisting and cutting.
- Forged, high-quality carbon steel provides a durable gripping and cutting edge.
- Meets or exceeds ANSI specifications.

Product #	Overall Length (in)
89-865	9-1/2



STANLEY® FATMAX® LONG NOSE CUTTING PLIERS

- Precision machined jaws ideal for gripping, twisting and cutting.
- Slim head design allows access into tight spaces.
- Induction hardened cutting jaws engineered to stay sharp longer than non-induction hardened jaws.
- Forged, high-quality carbon steel provides a durable gripping and cutting edge.
- Meets or exceeds ANSI specifications.

Product #	Overall Length (in)
89-869	6-1/2
89-870	8-1/16



STANLEY® BI-MATERIAL DIAGONAL CUTTING PLIERS

- Slip-resistant bi-material handle for a comfortable grip.
- Drop-forged steel is strong and durable.
- Fixed joint design used for cutting.
- Individually sharpened blades cut soft and hard wire.
- Meets or exceeds ANSI specifications.
- 3-Zone Bi-material grips for comfort and control.
- Black oxide finish helps resist corrosion.

Product #	Overall Length (in)
84-027	6-1/4
84-028	7-3/16





3 PIECE STANLEY® BI-MATERIAL PLIERS SET

Product #: 84-056

- Slip-resistant bi-material handle for a comfortable grip.
- Drop-forged steel is strong and durable.
- Pliers set designed for grasping, bending and cutting.
- Meets or exceeds ANSI specifications.
- 3-Zone Bi-material grips for comfort and control.
- Black oxide finish helps resist corrosion.



Contents	Description
84-027	Pliers, Bi-Material Diagonal Cutting 7"

4 PIECE STANLEY® BI-MATERIAL PLIERS SET

Product #: 84-058

- Slip-resistant bi-material handle for a comfortable grip.
- Drop-forged steel is strong and durable.
- Pliers set designed for grasping, bending and cutting.
- Meets or exceeds ANSI specifications.
- 3-Zone Bi-material grips for comfort and control.
- Black oxide finish helps resist corrosion.



Contents	Description
84-028	Pliers, Bi-Material Diagonal Cutting 7"

STANLEY® GROOVE JOINT PLIERS

- Oil-resistant dipped handle allows for a comfortable grip.
- Drop-forged steel is strong and durable.
- Slip-resistant tongue and groove design used for grasping and turning.
- Meets or exceeds ANSI specifications.



Product #	Adjustment Positions	Jaw Capacity (in)	Overall Length (in)
84-109	6	11/16	8
84-110	7	2	10
84-111	8	2-1/8	12
84-020	9	3-11/16	16-1/4

STANLEY® SLIP-JOINT PLIERS

- Oil-resistant dipped handle allows for a comfortable grip.
- Drop-forged steel is strong and durable.
- Adjustable joint design used for grasping and turning.
- Meets or exceeds ANSI specifications.



Product #	Adjustment Positions	Jaw Capacity (in)	Overall Length (in)
84-097	2	1/2	6-3/4

STANLEY® DIAGONAL CUTTING PLIERS

- Oil-resistant dipped handle allows for a comfortable grip.
- Drop-forged steel is strong and durable.
- Fixed joint design used for cutting.
- Individually sharpened blades cut soft and hard wire.
- Meets or exceeds ANSI specifications.

Product #	Jaw Capacity (in)	Overall Length (in)
84-104	5/16	5-3/4
84-105	7/16	6-3/16
84-108	1/2	7-5/16



STANLEY® LINEMAN'S CUTTING PLIERS

- Oil-resistant dipped handle allows for a comfortable grip.
- Drop-forged steel is strong and durable.
- Fixed joint design used for grasping, bending and cutting.
- Individually sharpened blades cut soft and hard wire.
- Meets or exceeds ANSI specifications.

Product #	Jaw Capacity (in)	Overall Length (in)
84-112	2/3	7-1/2
84-113	7/8	8-3/4



STANLEY® LONG NOSE PLIERS

- Oil-resistant dipped handle allows for a comfortable grip.
- Drop-forged steel is strong and durable.
- Fixed joint design used for bending, turning and cutting.
- Long nose design for use in hard-to-reach areas.
- Meets or exceeds ANSI specifications.

Product #	Jaw Capacity (in)	Overall Length (in)
84-101	1-3/8	6-7/8



STANLEY® 3 PIECE PLIERS SET

Product #: 84-114

- Oil-resistant dipped handle allows for a comfortable grip.
- Drop-forged steel is strong and durable.
- Pliers set designed for grasping, bending and cutting.
- Meets or exceeds ANSI specifications.

Contents	Description
84-097	Pliers, Slip Joint 6"
84-105	Pliers, Diagonal Cutting 6"
84-101	Pliers, Long Nose Cutting Pliers 6"





STANLEY® STRAIGHT JAW LOCKING PLIERS

- Forged steel is strong and durable.
- Straight jaws ideal for tightening, clamping, twisting and turning flat objects such as sheet metal.
- Induction hardened jaws last longer and grip better than non-induction hardened jaws.
- Adjustment screw provides the ideal holding pressure.
- Meets or exceeds ANSI specifications.



Product #	Jaw Adjustment (in)	Jaw Capacity (in)	Jaw Length (in)	Overall Length (in)
84-810	0 – 7/8	1-5/16	1-1/32	7-1/2

STANLEY® C-CLAMP LOCKING PLIERS

- Forged steel is strong and durable.
- Wide opening jaws with swivel pads provides greater versatility in clamping a variety of shapes and sizes.
- Swivel pad jaws help distribute clamping pressure.
- Turn screw adjustment.
- Meets or exceeds ANSI specifications.



Product #	Jaw Capacity (in)	Overall Length (in)
84-815	3-3/8	11-1/4

STANLEY® FATMAX® COMPOUND ACTION AVIATION SNIPS

- Cuts up to 18 gauge (1.2 mm) cold-rolled steel or 23 gauge (0.7 mm) stainless steel.
- Forged Chrome Molybdenum steel cutting blades for strength, durability and long cutting life.
- Serrated cutting blades provide a sturdy bite and help prevent material from slipping during use.
- Latch design allows for a quick single handed operation
- Adjustment-free fasteners prevent loosening of the blades.
- Meets or exceeds ANSI standards.



Product #	Cut	Color	Cutting Edge Length (in)	Overall Length (in)	Weight (lbs)
14-563	Straight	Yellow	1-7/8	9-7/8	0.91

STANLEY® FATMAX® AVIATION SNIPS

- Flush hardware helps prevent catching on materials while cutting.
- Auto release mechanism provides for fast one-handed operation.
- Induction hardened cutting edge helps stay sharp longer*.
- Compact blade designed for notching or trimming heavy stock.
- Cuts up to 18ga (1.2mm) cold-rolled steel or 22ga (0.7mm) stainless steel.
- 1/4" blade markings for quick precise cut.



Product #	Cut	Cutting Edge Length (in)	Overall Length (in)	Weight (lbs)	Handle Color
FMHT73755	Left	1-3/16	10	0.87	Red
FMHT73756	Straight	1-3/16	10	0.87	Yellow
FMHT73558	Straight, Left, Right (3 PC Set)	1-3/16	10	2.61	Yellow, Red, Green

*Compared to non-induction hardened jaws

STANLEY® FATMAX® LONG NOSE STRAIGHT CUT SNIPS

- Cuts up to 18ga (1.2mm) cold-rolled steel or 23ga (0.7mm) stainless steel.
- Flush hardware helps prevent catching on materials while cutting.
- Auto release mechanism provides for fast one-handed operation.
- Slip-resistant grip for comfort and control.



Product #	Cut	Cutting Edge Length (in)	Overall Length (in)	Weight (lbs)	Handle Color
FMHT73561	Straight	3-3/16	13-13/16	0.96	Yellow/Black

*Compared to non-induction hardened jaws

STANLEY® WIRE STRIPPER/CUTTER

- Adjustable slide stop and hole designed for bending and looping wire.
- Oil-resistant dipped handle allows for a comfortable grip.
- Capacity: 10 to 26 gauge solid wire.
- Meets or exceeds ANSI specifications.



Product #	Overall Length (in)
84-213	5-1/8

STANLEY® MAXSTEEL® MULTI-ANGLE BASE VISE

- Infinite and lockable positioning achieved with swivel-ball design.
- Easily attached to most work surfaces with integral screw clamp.
- Durable cast-aluminum and steel construction.
- Removable jaw pads help protect surfaces from marring and damage.



Product #	Jaw Depth (in)	Jaw Width (in)
83-069M	1-1/2	2-3/4

STANLEY® ADJUSTABLE WRENCHES

- Adjustable jaw design allows tool to grip many fastener sizes.
- Knurl adjusting mechanism for quick and precise adjustment.
- Laser-etched fractional and mm jaw scale for easy size adjustment.
- Built-in tension spring stabilizes movable jaw.
- Forged chrome-vanadium steel is strong and durable.
- Lightweight handle design.
- Polished chrome head and chrome-plated body for anti-corrosion protection.
- Handle hole for tethering, hanging or storage.
- Meets or exceeds ANSI specifications.



Product #	Max. Opening (in)	Head Width (in)	Overall Length (in)
87-367	17/32	3/8	6
87-369	1	1/2	8
87-471	1-1/8	1/2	10
87-473	1-3/8	3/4	12



STANLEY® COMBINATION WRENCHES

- Chrome-vanadium steel forging for durability and high torque.
- Max-Drive™ design of the box end allows for 15% more torque than standard wrenches and helps reduce fastener rounding.
- 15° box end offset for additional knuckle clearance.
- Full polish plating for anti-corrosion protection and easy cleaning.
- Meets or exceeds ANSI specifications.

STANLEY® 14 PIECE SATIN FINISH COMBINATION WRENCH SET – 12 POINT

Product #: 85-990

- Pouch included.

# of Pieces	Contents
14	3/8, 7/16, 1/2, 9/16, 5/8, 11/16, 3/4, 13/16, 7/8, 15/16, 1, 1-1/16, 1-1/8, 1-1/4 in



STANLEY® 11 PIECE SATIN FINISH FRACTIONAL COMBINATION WRENCH SET – 12 POINT

Product #: 85-450

- Pouch included.

# of Pieces	Contents
11	3/8, 7/16, 1/2, 9/16, 5/8, 11/16, 3/4, 13/16, 7/8, 15/16, 1 in



STANLEY® 13 PIECE FULL POLISH LONG COMBINATION WRENCH SET – 12 POINT

Product #: 87-244

- Pouch included.

# of Pieces	Contents
13	1/4, 9/32, 5/16, 11/32, 3/8, 7/16, 1/2, 9/16, 5/8, 11/16, 3/4, 13/16, 7/8 in



STANLEY® 13 PIECE FULL POLISH METRIC LONG COMBINATION WRENCH SET – 12 POINT

Product #: 87-245

- Pouch included.

# of Pieces	Contents
13	8, 9, 10, 11, 12, 13, 14, 15, 16, 17, 18, 19, 20 mm



STANLEY® 11 PIECE FRACTIONAL COMBINATION WRENCH SET – 12 POINT

Product #: 94-385W

- In plastic storage rack.

# of Pieces	Contents
11	1/4, 5/16, 11/32, 3/8, 7/16, 1/2, 9/16, 5/8, 11/16, 3/4, 13/16 in



STANLEY® 11 PIECE FULL POLISH METRIC COMBINATION WRENCH SET – 12 POINT

Product #: 94-386W

- In plastic storage rack.

# of Pieces	Contents
11	7, 8, 9, 10, 11, 12, 13, 14, 15, 16, 17 mm



STANLEY® 6 PIECE FULL POLISH COMBINATION WRENCH SET – 12 POINT

Product #: 85-927

- In plastic storage rack.

# of Pieces	Contents
6	1/4, 3/8, 7/16, 1/2, 9/16, 5/8 in





STANLEY® 7 PIECE RATCHETING COMBINATION WRENCH SET – 12 POINT

Product #: 94-542W



# of Pieces	Contents
7	3/8, 7/16, 1/2, 9/16, 5/8, 11/16, 3/4 in

STANLEY® PEAR HEAD QUICK RELEASE™ RATCHETS

- Pear head design for strength, durability, and performance.
- Quick-release mechanism to lock sockets onto the drive during operation and allow easy changeover.
- Reversible mechanism for easy one-hand direction change.
- Chrome-vanadium steel forging for durability and high-torque performance.


Product #	Drive Size (in)	Overall Length (in)
89-817	1/4	6-1/8
91-929	3/8	7-11/16
89-818	3/8	8
89-819	1/2	10-1/4



STANLEY® ROUND HEAD QUICK RELEASE™ RATCHET

- Forged from high-quality steel and finished in high-polish chrome.
- Ratchet handles are ergonomically designed and have an easy-to-use, thumb-operated reverse-switch mechanism.

Product #	Drive Size (in)	Overall Length (in)	Handle Type
87-720	1/2	9-7/8	Knurled



STANLEY® FATMAX® MATTE BLACK CHROME MECHANIC'S TOOL SETS

- Oversized laser etched markings provide improved visibility.
- Matte black chrome finish delivers premium rust resistance.
- Chrome-vanadium steel forging for strength and durability.
- Durable blow mold carry case.
- Meet or exceeds ANSI specifications.

STANLEY® FATMAX® 229 PIECE 1/4", 3/8" & 1/2" DRIVE MATTE BLACK CHROME MECHANIC'S TOOL SET

Product #: FMMT71665

Contents	Description
----------	-------------

229	<p>140 Piece Max-Drive™ Socket Set –</p> <p>(24) 1/4" Drive 6 Point Standard: 5/32, 3/16, 7/32, 1/4, 9/32, 5/16, 11/32, 3/8, 7/16, 1/2, 9/16", 4, 4.5, 5, 5.5, 6, 7, 8, 9, 10, 11, 12, 13, 14 mm</p> <p>(16) 1/4" Drive 6 Point Deep: 5/32, 3/16, 1/4, 5/16, 11/32, 3/8, 7/16, 1/2", 6, 7, 8, 9, 10, 11, 12, 13 mm</p> <p>(24) 3/8" Drive 6 Point Standard: 5/16, 11/32, 3/8, 7/16, 1/2, 9/16, 5/8, 11/16, 3/4, 13/16, 7/8, 15/16", 8, 9, 10, 11, 12, 13, 14, 15, 16, 17, 18, 19 mm</p> <p>(19) 3/8" Drive 6 Point Deep: 3/8, 7/16, 1/2, 9/16, 5/8, 11/16, 3/4, 13/16, 7/8", 10, 11, 12, 13, 14, 15, 16, 17, 18, 19 mm</p> <p>(22) 1/2" Drive 12 Point Standard: 3/8, 7/16, 1/2, 9/16, 5/8, 11/16, 3/4, 13/16, 7/8, 15/16, 1", 10, 11, 12, 13, 14, 15, 17, 18, 19, 21, 22 mm</p> <p>Accessories:</p> <p>(5) 3/8" Drive E Sockets: E10, E11, E12, E14, E16</p> <p>(2) 3/8" Drive 6 Point 5/8" & 13/16" Spark Plug Sockets</p> <p>(9) 3/8" Drive Bit Sockets: (TX) T10, T15, T20, T27, T30, T40, T45, T50, T55</p> <p>(9) 3/8" Drive Hex Sockets: 5/32, 3/16, 7/32, 1/4, 9/32", 7, 8, 9, 10 mm</p> <p>(1) 1/4" Drive Universal Joint</p> <p>(1) 3/8" Drive Universal Joint</p> <p>(1) 3/8" Drive Female to 1/4" Drive Male Adapter</p> <p>(1) 1/2" Drive Female to 3/8" Drive Male Adapter</p> <p>(1) 1/4" Drive Pear Head Ratchet</p> <p>(1) 1/4" Drive 6" Extension Bar</p> <p>(1) 3/8" Drive Pear Head Ratchet</p> <p>(1) 3/8" Drive 6" Extension Bar</p> <p>(1) 1/2" Drive Pear Head Ratchet</p> <p>(1) 1/2" Drive 5" Extension Bar</p> <p>(1) 1/4" Drive Multi-Bit Ratcheting Screwdriver</p> <p>(40) 1/4" Drive Specialty Bits</p> <p>(20) 1/4" Drive Nut Bits: 5/32, 3/16, 7/32, 1/4, 9/32, 5/16, 11/32, 3/8, 7/16, 1/2", 4, 5, 5.5, 6, 7, 8, 9, 10, 11, 12 mm</p> <p>28 Piece Hex Key Set –</p> <p>(12) Short Hex Keys: 3/64, 1/16, 5/64, 3/32, 7/64, 9/64", 1.5, 2, 2.5, 3, 4, 4.5 mm</p> <p>(16) Long Hex Keys: 7/64, 1/8, 9/64, 5/32, 3/16, 7/32, 1/4, 5/16", 1.5, 2, 2.5, 3, 4, 5, 6, 7 mm</p>
-----	--





STANLEY® FATMAX® 179 PIECE 1/4", 3/8" & 1/2" DRIVE MATTE BLACK CHROME MECHANIC'S TOOL SET

Product #: FMMT71664

MECHANIC'S TOOLS

Contents	Description
179	<p>95 Piece Max-Drive™ Socket Set –</p> <p>(22) 1/4" Drive 6 Point Standard: 5/32, 3/16, 7/32, 1/4, 9/32, 5/16, 11/32, 3/8, 7/16, 1/2", 4, 4.5, 5, 5.5, 6, 7, 8, 9, 10, 11, 12, 13 mm</p> <p>(10) 1/4" Drive 6 Point Deep: 5/16, 11/32, 3/8, 7/16, 1/2", 9, 10, 11, 12, 13 mm</p> <p>(20) 3/8" Drive 6 Point Standard: 5/16, 3/8, 7/16, 1/2, 9/16, 5/8, 11/16, 3/4, 13/16, 7/8", 10, 11, 12, 13, 14, 15, 16, 17, 18, 19 mm</p> <p>(10) 3/8" Drive 6 Point Deep: 5/8, 11/16, 3/4, 13/16, 7/8", 15, 16, 17, 18, 19 mm</p> <p>(16) 1/2" Drive 12 Point Standard: 1/2, 9/16, 5/8, 11/16, 3/4, 13/16, 7/8, 15/16", 12, 13, 14, 15, 17, 18, 19, 21 mm</p> <p>Accessories:</p> <p>(2) 3/8" Drive 6 Point 5/8" & 13/16" Spark Plug Sockets</p> <p>(5) 3/8" Drive Star Bit Sockets: T10, T15, T20, T27, T30</p> <p>(1) 1/4" Drive Universal Joint</p> <p>(1) 3/8" Drive Universal Joint</p> <p>(1) 3/8" Drive Female to 1/4" Drive Male Adapter</p> <p>(1) 1/2" Drive Female to 3/8" Drive Male Adapter</p> <p>(1) 1/4" Drive Pear Head Ratchet</p> <p>(1) 1/4" Drive 6" Extension Bar</p> <p>(1) 3/8" Drive Pear Head Ratchet</p> <p>(1) 3/8" Drive 6" Extension Bar</p> <p>(1) 1/2" Drive Pear Head Ratchet</p> <p>(1) 1/2" Drive 5" Extension Bar</p> <p>(1) 1/4" Drive Multi-Bit Ratcheting Screwdriver</p> <p>(40) 1/4" Drive Specialty Bits</p> <p>(15) 1/4" Drive Nut Bits: 5/32, 3/16, 7/32, 1/4, 9/32, 5/16, 11/32, 3/8, 7/16, 1/2", 4, 5, 6, 7, 8 mm</p> <p>28 Piece Hex Key Set –</p> <p>(12) Short Hey Keys: 3/64, 1/16, 5/64, 3/32, 7/64, 9/64", 1.5, 2, 2.5, 3, 4, 4.5 mm</p> <p>(16) Long Hex Keys: 7/64, 1/8, 9/64, 5/32, 3/16, 7/32, 1/4, 5/16, 1.5, 2, 2.5, 3, 4, 5, 6, 7 mm</p>



STANLEY® FATMAX® 141 PIECE 1/4" & 3/8" DRIVE MATTE BLACK CHROME MECHANIC'S TOOL SET

Product #: FMMT71663

Contents	Description
141	<p>67 Piece Max-Drive™ Socket Set –</p> <p>(18) 1/4" Drive 6 Point Standard: 3/16, 7/32, 1/4, 9/32, 5/16, 11/32, 3/8, 7/16, 1/2", 5, 6, 7, 8, 9, 10, 11, 12, 13 mm</p> <p>(10) 1/4" Drive 6 Point Deep: 5/16, 11/32, 3/8, 7/16, 1/2", 9, 10, 11, 12, 13 mm</p> <p>(20) 3/8" Drive 6 Point Standard: 5/16, 3/8, 7/16, 1/2, 9/16, 5/8, 11/16, 3/4, 13/16, 7/8", 10, 11, 12, 13, 14, 15, 16, 17, 18, 19 mm</p> <p>(10) 3/8" Drive 6 Point Deep: 5/8, 11/16, 3/4, 13/16, 7/8", 15, 16, 17, 18, 19 mm</p> <p>Accessories:</p> <p>(2) 3/8" Drive 6 Point 5/8" & 13/16" Spark Plug Sockets</p> <p>(1) 1/4" Drive Universal Joint</p> <p>(1) 3/8" Drive Universal Joint</p> <p>(1) 3/8" Drive Female to 1/4" Drive Male Adapter</p> <p>(1) 1/4" Drive Pear Head Ratchet</p> <p>(1) 1/4" Drive 6" Extension Bar</p> <p>(1) 3/8" Drive Pear Head Ratchet</p> <p>(1) 3/8" Drive 6" Extension Bar</p> <p>(1) 1/4" Drive Multi-Bit Ratcheting Screwdriver</p> <p>(30) 1/4" Drive Specialty Bits</p> <p>(15) 1/4" Drive Nut Bits: 5/32, 3/16, 7/32, 1/4, 9/32, 5/16, 11/32, 3/8, 7/16, 1/2", 4, 5, 6, 7, 8 mm</p> <p>28 Piece Hex Key Set –</p> <p>(12) Short Hey Keys: 3/64, 1/16, 5/64, 3/32, 7/64, 9/64", 1.5, 2, 2.5, 3, 4, 4.5 mm</p> <p>(16) Long Hex Keys: 7/64, 1/8, 9/64, 5/32, 3/16, 7/32, 1/4, 5/16", 1.5, 2, 2.5, 3, 4, 5, 6, 7 mm</p>



STANLEY® MECHANIC'S TOOL SETS

- STANLEY® drive tools are forged from High quality steel and finished in high-polish nickel chrome or black chrome.
- Selected ratchet handles are ergonomically designed and have an easy-to-use, thumb-operated reverse-switch mechanism.
- Sockets and extension bars remain locked onto the drive until disengaged with an easy-to-reach, low-profile quick-release button.
- Sockets feature our Max-Drive™ design, a unique radius corner design that provides 15% more torque* to tighten fasteners easily and simplify the turning of rounded corners.
- Max-Drive™ helps reduce fastener wear by minimizing contact on the outer 5% of the fastener, helping to increase life expectancy.*
- Max-Drive™ helps reduce slipping on frozen or rusted fasteners.
- All STANLEY® ratchets, sockets and wrenches are manufactured globally to STANLEY specifications, meeting and often exceeding ANSI specifications.

*Than standard sockets

STANLEY® 201 PIECE 1/4", 3/8" & 1/2" DRIVE MECHANIC'S TOOL SET

Product #: STMT71654

Contents	Description
201	(23) 1/4" Drive 6 Point Standard: 5/32, 3/16, 7/32, 1/4, 9/32, 5/16, 11/32, 3/8, 7/16, 1/2", 4, 4.5, 5, 5.5, 6, 7, 8, 9, 10, 11, 12, 13, 14 mm (21) 1/4" Drive 6 Point Deep: 5/32, 3/16, 7/32, 1/4, 9/32, 5/16, 11/32, 3/8, 7/16, 1/2", 4, 5, 6, 7, 8, 9, 10, 11, 12, 13, 14 mm (23) 3/8" Drive 6 Point Standard: 1/4, 5/16, 3/8, 7/16, 1/2, 9/16, 5/8, 11/16, 13/16", 6, 7, 8, 9, 10, 11, 12, 13, 14, 15, 16, 17, 18, 19 mm (8) 3/8" Drive 6 Point Deep: 3/8, 7/16, 1/2, 9/16, 5/8", 10, 12, 14 mm (10) 1/2" Drive 6 Point Standard: 3/8, 7/16, 1/2, 9/16, 5/8", 13, 14, 15, 16, 17 mm (8) Combination Wrenches: 3/8, 7/16, 1/2, 9/16", 8, 9, 10, 12 mm Accessories: (55) Screwdriver Bits (28) Hex Keys (17) Nut Drivers (1) 1/4" Drive 3" Extension Bar (1) 1/4" Drive Pear Head Ratchet (1) 1/4" Drive Spinner Handle (1) 1/4" Drive Bit Holder (1) 3/8" Drive 6 Point 5/8" Spark Plug Socket (1) 3/8" Drive 3" Extension Bar (1) 3/8" Drive Pear Head Ratchet (1) 1/2" Drive Pear Head Ratchet Blow-Molded Case



STANLEY® 170 PIECE 1/4", 3/8" & 1/2" DRIVE MECHANIC'S TOOL SET

Product #: 96-011

Contents	Description
170	(16) 1/4" Drive 6 Point Standard: 5/32, 3/16, 7/32, 1/4, 9/32, 5/16, 11/32, 3/8", 4, 4.5, 5, 5.5, 6, 7, 8, 9 mm (12) 1/4" Drive 6 Point Deep: 3/16, 7/32, 1/4, 9/32, 5/16, 11/32", 4, 5, 6, 7, 8, 9 mm (18) 3/8" Drive 6 Point Standard: 1/4, 5/16, 3/8, 7/16, 1/2, 9/16, 5/8, 11/16, 13/16", 6, 7, 8, 9, 10, 11, 12, 13, 14 mm (6) 3/8" Drive 6 Point Deep: 3/8, 1/2, 5/8", 10, 12, 14 mm (10) 1/2" Drive 6 Point Standard: 7/16, 1/2, 9/16, 5/8, 7/8", 15, 16, 17, 18, 19 mm (8) Combination Wrenches: 3/8, 7/16, 1/2, 9/16", 8, 9, 10, 12 mm Accessories: (55) Specialty Bits (26) Hex Keys (7) 3/16, 7/32, 1/4, 5/16, 11/32, 3/8, 7/16" Nut Drivers (5) 6, 7, 8, 10, 11 mm Nut Drivers, (1) 1/4" Drive Bit Holder (1) 1/4" Drive Pear Head Ratchet (1) 1/4" Drive 3" Extension Bar (1) 3/8" Drive 3" Extension Bar (1) 3/8" Drive 6 Point 5/8" Spark Plug Socket (1) 3/8" Drive Pear Head Ratchet (1) 1/2" Drive Pear Head Ratchet Blow-Molded Case





STANLEY® 150 PIECE 1/4" & 3/8" DRIVE MECHANIC'S TOOL SET

Product #: 97-543

Contents	Description
150	(21) 1/4" Drive 6 Point Standard: 3/16, 7/32, 1/4, 9/32, 5/16, 11/32, 3/8, 7/16, 1/2, 9/16", 4, 5, 6, 7, 8, 9, 10, 11, 12, 13, 14 mm (16) 3/8" Drive 12 Point Standard: 5/16, 3/8, 7/16, 1/2, 9/16, 5/8, 11/16, 3/4", 9, 10, 12, 13, 14, 15, 17, 19 mm (10) 3/8" Drive 6 Point Deep: 7/16, 1/2, 9/16, 11/16, 3/4", 12, 13, 14, 15, 17 mm (14) Combination Wrenches: 1/4, 5/16, 3/8, 7/16, 1/2, 9/16, 5/8", 6, 8, 10, 12, 13, 14, 15 mm Accessories: (55) Specialty Bits (18) Hex Keys (1) 6" Long Nose Pliers (1) 6" Slip-Joint Pliers (1) 6.5 x 100 mm Flat Head Screwdriver (1) 5 x 75 mm Flat Head Screwdriver (1) 3" Phillips Screwdriver #1 (1) 4" Phillips Screwdriver #2 (1) 1/4" Drive Pear Head Ratchet (1) 1/4" Drive 3" Extension Bar (2) 3/8" Drive 3, 6" Extension Bars (1) 3/8" Drive 6 Point 5/8" Spark Plug Socket (1) 3/8" Drive 12 Point 13/16" Spark Plug Socket (1) 3/8" Drive Pear Head Ratchet (1) 3/8" Drive Male to 1/4" Drive Female Adapter Blow-Molded Case



STANLEY® 145 PIECE 1/4" & 3/8" DRIVE MECHANIC'S TOOL SET

Product #: STMT71653

Contents	Description
145	(24) 1/4" Drive 6 Point Standard: 5/32, 3/16, 7/32, 1/4, 9/32, 5/16, 11/32, 3/8, 7/16, 1/2, 9/16", 4, 4.5, 5, 5.5, 6, 7, 8, 9, 10, 11, 12, 13, 14 mm (22) 1/4" Drive 6 Point Deep: 5/32, 3/16, 7/32, 1/4, 9/32, 5/16, 11/32, 3/8, 7/16, 1/2, 9/16", 4, 5, 6, 7, 8, 9, 10, 11, 12, 13, 14 mm (20) 3/8" Drive 6 Point Standard: 1/4, 5/16, 3/8, 7/16, 1/2, 9/16, 5/8, 11/16", 6, 7, 8, 9, 10, 11, 12, 13, 14, 15, 16, 17 mm (8) 3/8" Drive 6 Point Deep: 3/8, 7/16, 1/2, 9/16", 10, 12, 13, 14 mm (8) Combination Wrench: 3/8, 1/2, 9/16, 5/8", 10, 11, 12, 13 mm Accessories: (30) Screwdriver Bits (16) Hex Keys (10) Nut Drivers (1) 1/4" Drive 3" Extension Bar (1) 1/4" Drive Pear Head Ratchet (1) 1/4" Drive Spinner Handle (1) 1/4" Drive Bit Holder (1) 3/8" Drive 6 Point 5/8" Spark Plug Socket (1) 3/8" Drive 3" Extension Bar (1) 3/8" Drive Pear Head Ratchet Blow-Molded Case



STANLEY® 123 PIECE 1/4" & 3/8" DRIVE MECHANIC'S TOOL SET

Product #: STMT71652

Contents	Description
123	<p>(24) 1/4" Drive 6 Point Standard: 5/32, 3/16, 7/32, 1/4, 9/32, 5/16, 11/32, 3/8, 7/16, 1/2, 9/16", 4, 4.5, 5, 5.5, 6, 7, 8, 9, 10, 11, 12, 13, 14 mm</p> <p>(20) 1/4" Drive 6 Point Deep: 5/32, 3/16, 7/32, 1/4, 9/32, 5/16, 11/32, 3/8, 7/16, 1/2", 4, 5, 6, 7, 8, 9, 10, 11, 12, 13 mm</p> <p>(25) 3/8" Drive 6 Point Standard: 1/4, 5/16, 3/8, 7/16, 1/2, 9/16, 5/8, 11/16, 3/4, 13/16, 7/8", 6, 7, 8, 9, 10, 11, 12, 13, 14, 15, 16, 17, 18, 19 mm</p> <p>(9) 3/8" Drive 6 Point Deep: 5/16, 3/8, 7/16, 1/2, 9/16", 9, 10, 12, 13 mm</p> <p>Accessories: (22) Screwdriver Bits (16) Hex Keys (1) 1/4" Drive 3" Extension Bar (1) 1/4" Drive Pear Head Ratchet (1) 1/4" Drive Spinner Handle (1) 1/4" Drive Bit Holder (1) 3/8" Drive 6 Point 5/8" Spark Plug Socket (1) 3/8" Drive 3" Extension Bar (1) 3/8" Drive Pear Head Ratchet Blow-Molded Case</p>



STANLEY® 85 PIECE 1/4" & 3/8" DRIVE MECHANIC'S TOOL SET

Product #: STMT71651

Contents	Description
85	<p>(24) 1/4" Drive 6 Point Standard: 5/32, 3/16, 7/32, 1/4, 9/32, 5/16, 11/32, 3/8, 7/16, 1/2, 9/16", 4, 4.5, 5, 5.5, 6, 7, 8, 9, 10, 11, 12, 13, 14 mm</p> <p>(20) 1/4" Drive 6 Point Deep: 5/32, 3/16, 7/32, 1/4, 9/32, 5/16, 11/32, 3/8, 7/16, 1/2", 4, 5, 6, 7, 8, 9, 10, 11, 12, 13 mm</p> <p>(19) 3/8" Drive 6 Point Standard: 1/4, 5/16, 3/8, 7/16, 1/2, 9/16, 5/8, 11/16", 6, 7, 8, 9, 10, 11, 12, 13, 14, 15, 17 mm</p> <p>Accessories: (15) Screwdriver Bits (1) 1/4" Drive 3" Extension Bar (1) 1/4" Drive Pear Head Ratchet (1) 1/4" Drive Spinner Handle (1) 1/4" Drive Bit Holder (1) 3/8" Drive 6 Point 5/8" Spark Plug Socket (1) 3/8" Drive 3" Extension Bar (1) 3/8" Drive Pear Head Ratchet Blow-Molded Case</p>





STANLEY® 75 PIECE 1/4" & 3/8" DRIVE MASTER MECHANIC'S TOOL SET

Product #: 85-595

Contents	Description
75	<p>(22) 1/4" Drive 6 Point Standard: 5/32, 3/16, 7/32, 1/4, 9/32, 5/16, 11/32, 3/8, 7/16, 1/2", 4, 4.5, 5, 5.5, 6, 7, 8, 9, 10, 11, 12, 13 mm</p> <p>(19) 3/8" Drive 12 Point Standard: 3/8, 7/16, 1/2, 9/16, 5/8, 11/16, 3/4, 13/16", 9, 10, 11, 12, 13, 14, 15, 16, 17, 18, 19 mm</p> <p>(10) 3/8" Drive 12 Point Deep: 3/8, 7/16, 1/2, 9/16, 11/16", 10, 12, 13, 14, 15 mm</p> <p>(5) Combination Wrenches: 3/8, 7/16, 1/2, 9/16, 5/8"</p> <p>Accessories: (1) 3/8" Drive 6 Point 5/8" Spark Plug Socket (3) #1, #2, #3 Phillips Specialty Bits (3) 4, 5-1/2, 7" Standard Slotted Specialty Bits (5) T10, T15, T20, T25, T30 Star Specialty Bits (1) 1/4" Drive Spinner Handle (1) 1/4" Drive Bit Holder (1) 1/4" & 3/8" Drive Round Head Ratchets Knurled Handle (1) 1/4" Drive 3" Extension Bar (2) 3/8" Drive 3, 6" Extension Bars Blow-Molded Case</p>



MECHANIC'S TOOLS

STANLEY® 75 PIECE 1/4" & 3/8" DRIVE MECHANIC'S TOOL SET

Product #: 96-010

Contents	Description
75	<p>(20) 1/4" Drive 6 Point Standard: 3/16, 7/32, 1/4, 9/32, 5/16, 11/32, 3/8, 7/16, 1/2", 4, 5, 6, 7, 8, 9, 10, 11, 12, 13, 14 mm</p> <p>(20) 1/4" Drive 6 Point Deep: 5/32, 3/16, 7/32, 1/4, 9/32, 5/16, 11/32, 3/8, 7/16, 1/2", 4, 5, 6, 7, 8, 9, 10, 11, 12, 13 mm</p> <p>(22) 3/8" Drive 6 Point Standard: 1/4, 5/16, 3/8, 7/16, 1/2, 9/16, 5/8, 11/16, 13/16", 6, 7, 8, 9, 10, 11, 12, 13, 14, 15, 16, 17, 19 mm</p> <p>(7) 3/8" Drive 6 Point Deep: 3/8, 7/16, 1/2, 9/16", 10, 12, 13 mm</p> <p>Accessories: (1) 1/4" Drive Pear Head Ratchet (2) 1/4" Drive 3, 6" Extension Bars (1) 3/8" Drive 6 Point 5/8" Spark Plug Socket (1) 3/8" Drive Pear Head Ratchet (1) 3/8" Drive 3" Extension Bar Blow-Molded Case</p>



STANLEY® 60 PIECE 1/4" & 3/8" DRIVE MECHANIC'S TOOL SET

Product #: STMT71650

Contents	Description
60	(24) 1/4" Drive 6 Point Standard: 5/32, 3/16, 7/32, 1/4, 9/32, 5/16, 11/32, 3/8, 13/32, 7/16, 1/2, 9/16", 4, 4.5, 5, 5.5, 6, 7, 8, 9, 10, 11, 12, 13 mm (19) 3/8" Drive 6 Point Standard: 1/4, 5/16, 3/8, 7/16, 1/2, 9/16, 5/8, 11/16, 3/4, 13/16", 8, 9, 10, 11, 12, 13, 14, 15, 17 mm Accessories: (10) Screwdriver Bits (1) 1/4" Drive 2" Extension Bar (1) 1/4" Drive Spinner Handle (1) 1/4" Drive Bit Holder (1) 3/8" Drive 6 Point 5/8" Spark Plug Socket (1) 3/8" Drive 3" Extension Bar (1) 3/8" Drive Female to 1/4" Drive Male Adapter (1) 3/8" Drive Pear Head Ratchet Blow-Molded Case



STANLEY® 40 PIECE 1/4" & 3/8" DRIVE MECHANIC'S TOOL SET

Product #: STMT71648

Contents	Description
40	(19) 1/4" Drive 6 Point Standard: 5/32, 3/16, 7/32, 1/4, 9/32, 5/16, 11/32, 3/8, 7/16, 1/2", 4, 5, 6, 7, 8, 9, 10, 11, 12 mm (10) 3/8" Drive 6 Point Standard: 7/16, 1/2, 9/16, 5/8, 11/16", 13, 14, 15, 16, 17 mm Accessories: (6) Specialty Bits (1) 1/4" Drive Spinner Handle (1) 1/4" Drive Bit Holder (1) 3/8" Drive Pear Head Ratchet (1) 3/8" Drive 3" Extension Bar (1) 3/8" Drive Female to 1/4" Drive Male Adapter Blow-Molded Case



STANLEY® 44 PIECE MIXED TOOL SET

Product #: 94-690

Contents	Description
44	(20) 1/4 Drive 25 mm (16) Hex Keys: 1/16, 5/64, 3/32, 1/8, 5/32, 3/16, 7/32, 1/4", 1.5, 2, 2.5, 3, 4, 5, 5.5, 6 mm (1) 16 oz Fiberglass Handle Hammer (1) Torpedo Level (1) 16 ft Tape Rule (1) 6" Sliding Joint Pliers (1) 6" Long Nose Pliers (1) Self Locking Snap-off Cartridge Knife (1) 1/4 Drive Spinner Handle (1) 1/4 Drive Bit Holder Blow-Molded Case

■ Metric and fractional hex key sets come in separate, durable caddies to keep them organized.





STANLEY® 30 PIECE 1/4" DRIVE FRACTIONAL & METRIC SOCKET SET – 6 & 12 POINT

Product #: 92-804

Contents	Description
30	(17) 1/4" Drive 6 Point Standard: 3/16, 7/32, 1/4, 9/32, 5/16, 11/32, 3/8, 7/16, 1/2, 9/16" , 6, 7, 8, 9, 10, 11, 12 mm (10) 1/4" Drive 12 Point Standard: 3/8, 7/16, 1/2", 6, 7, 8, 9, 10, 11, 12 mm Accessories: (1) 1/4" Drive 3" Extension Bar (1) 1/4" Drive Pear Head Ratchet (1) 1/4" Drive Universal Joint Blow-Molded Case



MECHANICS TOOLS

STANLEY® 21 PIECE 1/4" DRIVE FRACTIONAL SOCKET SET – 6 POINT

Product #: 85-388

Contents	Description
21	(9) 6 Point Standard: 3/16, 7/32, 1/4, 9/32, 5/16, 11/32, 3/8, 7/16, 1/2" (7) 6 Point Deep: 1/4, 9/32, 5/16, 11/32, 3/8, 7/16, 1/2" Accessories: (2) 3, 6" Drive Extension Bars (1) Pear Head Ratchet (1) Spinner Handle (1) Universal Joint Blow-Molded Case



STANLEY® 20 PIECE 1/4" DRIVE MECHANIC'S TOOL SET

Product #: 92-802

Contents	Description
20	(18) 1/4" Drive 6 Point Standard: 5/32, 3/16, 7/32, 1/4, 9/32, 5/16, 11/32, 3/8, 7/16, 1/2", 6, 7, 8, 9, 10, 11, 12, 13 mm Accessories: (1) 1/4" Drive Pear Head Ratchet - Quick Release (1) 1/4" Drive 3" Extension Bar Blow-Molded Case



STANLEY® 34 PIECE 3/8" DR. SOCKET SET FRACTIONAL & METRIC – 12 POINT**Product #: 85-405**

Contents	Description
34	(21) 12 Point Standard: 5/16, 3/8, 7/16, 1/2, 9/16, 5/8, 11/16, 3/4, 13/16, 7/8", 8, 9, 10, 11, 12, 13, 14, 15, 17, 18, 19 mm (9) 12 Point Deep: 3/8, 7/16, 1/2, 9/16, 5/8, 11/16, 3/4, 13/16, 7/8" Accessories: (2) 3, 6" Extension Bars (1) Pear Head Ratchet (1) Universal Joint Blow-Molded Case

**STANLEY® 20 PIECE 3/8" DRIVE FRACTIONAL SOCKET SET – 12 POINT****Product #: 85-404**

Contents	Description
20	(9) 12 Point Standard: 3/8, 7/16, 1/2, 9/16, 5/8, 11/16, 3/4, 13/16, 7/8" (8) 12 Point Deep: 3/8, 7/16, 1/2, 9/16, 5/8, 11/16, 3/4, 13/16" Accessories: (2) 3, 6" Extension Bars (1) Pear Head Ratchet Blow-Molded Case





STANLEY® 17 PIECE 1/2" DRIVE FRACTIONAL SOCKET SET – 12 POINT

Product #: 85-425

Contents	Description
17	(14) 1/2" Drive 12 Point Standard: 3/8, 7/16, 1/2, 9/16, 5/8, 11/16, 3/4, 13/16, 7/8, 15/16, 1, 1-1/16, 1-1/8, 1-1/4" Accessories: (1) 1/2" Drive 5" Extension Bar (1) 1/2" Drive Pear Head Ratchet (1) 1/2" Drive 17" Flex Handle Blow-Molded Case



STANLEY® 26 PIECE 1/2" DRIVE FRACTIONAL SOCKET SET – 6 & 12 POINT

Product #: 85-434

Contents	Description
26	(6) 6 Point Standard: 7/16, 1/2, 9/16, 5/8, 11/16, 3/4" (7) 12 Point Standard: 13/16, 7/8, 15/16, 1, 1-1/16, 1-1/8, 1-1/4" (9) 12 Point Deep: 1/2, 9/16, 5/8, 11/16, 3/4, 13/16, 7/8, 15/16, 1" Accessories: (1) Pear Head Ratchet (1) Universal Joint (1) 17" Flex Handle Blow-Molded Case



STANLEY® BLACK CHROME LASER-ETCHED SOCKET SETS

- Black chrome finish for anti-corrosion protection and attractive appearance.
- Laser-etched markings for size visibility.
- Chrome-vanadium forged body for torque, strength and durability.
- Quick release switch and reversible mechanism for easy operation.
- Knurled handle finish for slip resistance.
- Meets or exceeds ANSI specifications.

STANLEY® 99 PIECE 1/4" & 3/8" DRIVE FRACTIONAL & METRIC BLACK CHROME SOCKET SET

Product #: 92-839

Contents	Description
99	6 Point Standard: (19) 1/4" Drive Sockets (19) 3/8" Drive Sockets 6 Point Deep: (14) 1/4" Drive 6 Point Deep Sockets (17) 3/8" Drive 6 Point Deep Sockets 8 Point Deep: (3) 3/8" Drive Deep Sockets (1) 6 Point 3/8" Drive 5/8" Spark Plug Socket (1) 1/4" Drive Pear Head Ratchet (1) 3/8" Drive Pear Head Ratchet (1) 1/4" Drive 3" Extension Bar (1) 3/8" Drive 6" Extension Bar (1) 1/4" Drive Spinner Handle (10) Combination Wrenches – SAE & metric (10) Specialty Bits (1) Bit Adapter Blow-Molded Case



STANLEY® 69 PIECE 1/4" & 3/8" DRIVE FRACTIONAL & METRIC BLACK CHROME SOCKET SET

Product #: 92-824

Contents	Description
69	(33) 3/8" Drive Sockets (30) 1/4" Drive Sockets Accessories: (1) 1/4" Drive Pear Head Ratchet (1) 3/8" Drive Pear Head Ratchet (1) 3/8" Drive 5/8" Spark Plug Socket (1) 3/8" Drive 13/16" Spark Plug Socket (1) 1/4" Drive 3" Extension Bar (1) 3/8" Drive 6" Extension Bar Blow-Molded Case





STANLEY® SOCKET SETS

- STANLEY® sockets feature the Max-Drive™ design, a unique radius corner design that provides 15% more torque,* making it easy to tighten fasteners and simplifying the turning of rounded corners.
- Max-Drive™ helps reduce fastener wear by minimizing contact on the outer 5% of the fastener, helping to increase life expectancy.*
- Max-Drive™ helps reduce slipping on frozen or rusted fasteners.
- All STANLEY® ratchets, sockets and wrenches are manufactured globally to STANLEY specifications, meeting and often exceeding ANSI specifications.

*Than standard sockets

STANLEY® 10 PIECE 1/2" DRIVE METRIC SOCKET SET – 6 POINT

Product #: 95-443

Contents	Description
10	6 Point Standard: 9, 10, 11, 12, 13, 14, 15, 17, 18, 19 mm



STANLEY® 6 PIECE 1/2" DRIVE FRACTIONAL DEEP SOCKET SET – 6 POINT

Product #: 89-618W

Contents	Description
6	6 Point Deep: 9/16, 5/8, 11/16, 3/4, 7/8, 15/16"



STANLEY® 6 PIECE 1/2" DRIVE METRIC DEEP SOCKET SET – 6 POINT

Product #: 94-966

Contents	Description
6	6 Point Deep: 12, 13, 14, 15, 17, 19 mm



STANLEY® FATMAX® OPEN MOUTH TOOL BAG

- Ideal for carrying hand tools and other medium to small size items.
- Made of durable 600 x 600 denier polyester fabric.
- Rigid, waterproof plastic bottom keeps tools dry and protected from wet surfaces.
- Reinforced handle area enables durability even with extra heavy loads.
- Central zipper allows for quick access and visibility to contents when opened.
- Multiple external pockets for organization.



Product #	# of Pockets	Height (in)	Width (in)	Overall Length (in)	Weight (lbs)
518150M	16	9-7/8	10-3/8	19-1/4	3.19

*Tools and accessories not included

STANLEY® FATMAX® TOOL VEST

- Tool compartments for easy carriage and convenient access to frequently used tools.
- Personal storage compartments for personal belongings like mobile phone, iPod, etc.
- Air mesh material enables vest to "breathe", allows air movement so draws perspiration away for comfort throughout the day.
- Multiple use compartments for all storage needs.
- Adjustable shoulder straps for maximum comfort and secure fitting.
- Light reflective strip for better visibility.



Product #	Length (in)	Height (in)	Width (in)	Weight (lbs)
FMST530201	17	3-1/2	12	2.10

STANLEY® TECHNICIAN TOOL BAG

- Made of durable 600 x 600 denier polyester fabric that is hardwearing, strong and durable.
- Multiple internal and external pockets for organization.
- Covered front pocket for secure storage of small parts.



Product #	Height (in)	Width (in)	Overall Length (in)
STST70574	9-7/8	5-1/8	11-7/8



STANLEY® FATMAX® STRUCTURAL FOAM TOOL BOXES

- Extra heavy-duty, professional tool box.
- IP53 water/dust resistance.
- Ideal for carrying power tools and hand tools.
- Ergonomic hand lifting recesses incorporated in the body for carrying heavy loads.
- Integrated V-grooves with ruler on top of lid holds materials such as lumber and pipes in place for cutting.
- Cantilever organization, Heavy-duty plastic slides with ball bearing effect (100% extension).
- Large metal rust proof latches with padlock eye.



TOOL STORAGE

Product #	Capacity (gal)	Height (in)	Width (in)	Overall Length (in)	Weight (lbs)
023001W	6	10-1/2	11-3/4	22-3/4	7.00
028001L	9	11-1/2	12-1/4	28	10.00

STANLEY® FATMAX® METAL & PLASTIC TOOL BOX

- Tough material combination and embossed logo branding - tough resin combined with metal and long-lasting branding.
- Tall tool box with a vertical storage unit for organization and easy access.
- Long metal hinge to carry the heavy loads.
- Large metal latches – heavy-duty, strong, rustproof.
- Portable tray for hand tools and small parts.
- Holes ready for inserting a lock for security of your tools.
- Integrated V-grooves on top lid for any onsite sawing and adjusting needs.
- Portable tote tray – 3/4 length design to allow storage of large tools.



Product #	# of Compartments	Capacity (gal)	Height (in)	Width (in)	Overall Length (in)	Weight (lbs)
026180R	2	10.3	11-7/16	11-1/2	26	8.80

STANLEY® SERIES 2000 TOOL BOX WITH PLASTIC LATCH

- Two lid organizers for small parts storage – accessible without opening the tool box.
- Built-in pad lock eye for small locks helps keep contents secure.
- Tote tray.
- Tools and accessories not included.



Product #	# of Compartments	Capacity (gal)	Height (in)	Width (in)	Overall Length (in)	Weight (lbs)
016011R	4	2.1	7-1/8	7-1/2	15-3/4	2.50

STANLEY® BASIC TOOL BOXES

- Polypropylene resin tool box.
- Single center latch allows for one-handed open and close.
- Small parts storage compartments on lid.



Product #	# of Compartments	Height (in)	Width (in)	Overall Length (in)	Weight (lbs)
STST16410	3	6-5/16	9-5/8	15-13/32	2.79
STST19410	3	9	10-1/4	18-7/8	5.10
STST24410	3	10-5/32	11	23-5/16	6.05

STANLEY® SERIES 2000 TOOL BOXES

- Two lid organizers for small parts storage – accessible without opening the tool box.
- Built-in pad lock eye for small locks helps keep contents secure.
- Soft, wide rubber-coated handle allows for easy and comfortable grip.
- Nickel-plated metal latches.
- Full-length tote tray.



Product #	Capacity (gal)	Height (in)	Width (in)	Overall Length (in)	Weight (lbs)
016013R	2.1	7-3/16	8-3/16	16	2.40
019151M	4.7	9-3/4	9-3/4	19	3.97
024013S	8.2	10-7/8	11-3/8	23-1/2	5.90

STANLEY® ESSENTIAL™ ROLLING WORKSHOP

- 3-in-1 - Bottom Bin, Middle Tote tray, Top Tool Box.
- 7 in. coated wheel for optimal manoeuvrability.
- Top organizers enables small parts organization.
- Geometric latch with geometric lock for added security.
- Elegant design with sturdy robust appeal.



Product #	Height (in)	Width (in)	Overall Length (in)	Weight (lbs)
STST18631	24-9/16	11-1/32	18-19/32	9.42



STANLEY® FATMAX® 4-IN-1 MOBILE WORKSTATION

- 4 storage solutions in 1; includes tool box, part bins, portable tray and oversized lower bin for larger items.
- Tiered cantilever multi-level rolling system allows easy access to all 4 storage areas at the same time.
- Durable structural foam construction.
- The unit opens up easily using a single pull-up latch.
- Telescopic handle for ergonomic hold and easy maneuvering; can be lowered for storage.
- Four side handles allow to conveniently lift up above step on onto vehicle.
- Integrated V-groove on top tool box lid.
- Tool box latches are durable, metal latches.
- Heavy-duty wheels.
- Ball bearing slides for smooth opening even with heavy loads.
- Top part has a portable tray inside for hand tools.
- Middle part for small parts has removable dividers that allow to plan interior space according to your needs.
- Bottom bin is spacious for power tools.



Product #	Capacity (gal)	Height (in)	Width (in)	Overall Length (in)	Weight (lbs)
020800R	21.6	28-7/8	13-3/4	21-5/8	23.20

STANLEY® 3-IN-1 MOBILE WORK CENTER

- 3-in-1 – Bottom bin, middle organizer, top tool box.
- Each unit functions as stand alone.
- Removable tray allows enough space for larger tools to be stored underneath.
- Removable organizer for small parts organization; Unit can be used with and without it.
- Large bottom bin for larger hand tools and power tools.
- Metal front and side latches for Heavy-duty usage - side latches can be clicked shut with or without organizer.
- Large 7" wheels for on site use.



Product #	Height (in)	Width (in)	Overall Length (in)	Weight (lbs)
STST18613	24-5/16	11-5/8	18-1/2	10.71

STANLEY® ESSENTIAL™ MOBILE CHEST

- Large capacity storage - 13 gal.
- 7 in. coated wheel and metal handle for convenient maneuverability.
- Top organizers enable small parts organization.
- Geometric latch with geometric lock for added security.
- Tool tray with handle and enabled side access for flexible storage solutions.
- New elegant design with sturdy robust appeal.



Product #	Height (in)	Width (in)	Overall Length (in)	Weight (lbs)
STST33031	13-1/2	15-7/8	26-1/8	9.76

STANLEY® 50 GALLON MOBILE TOOL CHEST

- Wide work surface on lid that includes two 2" x 4" saw grooves.
- Pull-out steel handle with soft grip for easy maneuverability.
- Large, nickel-plated metal latches.
- Lock and keys included.
- Wide, heavy-duty rubber-coated wheels.



Product #	Capacity (gal)	Height (in)	Width (in)	Overall Length (in)	Weight (lbs)
037025H	50	23-1/4	22-3/16	37-1/2	31.75

STANLEY® 24 GALLON MOBILE TOOL CHEST

- Suitable for large power tools and accessories.
- Large, heavy-duty metal latches with pad lock eyes.
- Unique tote tray sits conveniently on the pull-out steel handle, increasing the available work space.
- Tote tray includes two deep compartments with covers for smaller tools and accessories.



Product #	Capacity (gal)	Height (in)	Width (in)	Overall Length (in)	Weight (lbs)
029025R	24	19	18-1/2	30	20.25

STANLEY® PRO MOBILE TOOL CHEST WITH REMOVABLE ORGANIZER

- Removable organizer - just remove and all small parts are organized and accessible.
- One half size tray, for easy accessibility to both portable tray and bottom bin.
- V-groove on top lid for onsite sawing needs.
- Wide telescopic steel handle with rubber grip.
- Wide heavy-duty nickel-plated metal latches with padlock eye for locking.
- 7" wheel diameter.



Product #	Capacity (gal)	Height (in)	Width (in)	Overall Length (in)	Weight (lbs)
033026R	12	16-3/4	14-1/8	24	20.68

STANLEY® ESSENTIAL™ TOOLBOXES

- Top organizers enable small parts organization.
- Latch with geometric lock for smooth and easy use.
- New elegant design with sturdy robust appeal.
- Pad eye lock, enables to lock the toolbox.
- Top recesses for screws and washers.
- Tool tray with handle and enabled side access for flexible storage solutions.



Product #	Capacity (gal)	Height (in)	Width (in)	Overall Length (in)	Weight (lbs)
STST13331	0.90	5-1/8	7-3/8	12-1/2	1.30
STST16331	2.11	15-3/4	16-1/4	22-5/8	1.80
STST19331	4.25	9-3/4	9-7/8	18-7/8	2.90



STANLEY® FATMAX® PROFESSIONAL ORGANIZERS

- High-impact, break-resistant crystal-clear lid.
- Unique lid design keeps storage cups locked in place.
- Removable cups for small parts and accessories.
- Built-in wide handle for easy and stable portability.
- Wide side latches for secure stacking - up to 3 together.
- Front anti-rust metal latches.
- Metal hinges.
- All round water seal for ultimate protection.



Product #	# of Compartments	Capacity (gal)	Height (in)	Width (in)	Overall Length (in)	Weight (lbs)
FMST14820	10	17.60	14	4-1/2	17-1/2	4.85
FMST14920	10	12.11	14	2-7/8	17-1/2	3.89
014461M	14	8.19	4-21/64	16-31/32	19-3/8	5.80

STANLEY® DEEP PROFESSIONAL ORGANIZER - 10 COMPARTMENT

- High-impact, break-resistant, crystal-clear lid.
- Unique lid design keeps storage cups locked in place.
- Removable cup compartments in different sizes.
- Large, deep cups for easy access to small items.
- Extra-wide handle designed for gloved hands.



Product #	# of Compartments	Height (in)	Width (in)	Overall Length (in)	Weight (lbs)
014710R	10	13-1/8	4-1/16	16-5/8	3.68

STANLEY® PROFESSIONAL ORGANIZER - 25 COMPARTMENT

- High-impact, break-resistant crystal-clear lid.
- Unique lid design keeps storage cups locked in place.
- Removable cup compartments in 3 different sizes.
- Extra-wide handle designed for gloved hands.



Product #	# of Compartments	Height (in)	Width (in)	Overall Length (in)	Weight (lbs)
014725R	25	2-1/8	13-1/8	16-9/16	2.96

STANLEY® SORTMASTER™ ORGANIZER

- Side latches lock single organizer and allows secured stacking of multiple organizers and allows transport of 2 units at once.
- Removable dividers provide high customization for small parts and larger hand tools.
- Unique 90 degree angle design allows storage of hammers and angled tools.
- Special lid structure –lid interlocking with dividers to prevents movement of small parts from one compartment to another.



Product #	# of Compartments	Height (in)	Width (in)	Overall Length (in)	Weight (lbs)
STST14027	17	3-7/16	12-63/64	16-15/16	2.57

STANLEY® SORTMASTER™ JUNIOR

- Innovative benefits such as locking latches allow secured stacking and transport of up to 3 at once.
- Movable dividers provide high customization for small parts and larger hand tools; 512 configurations possible.
- Unique 90° angle in the main compartment design allows storage of hammers and angled tools or measuring tapes comfortably with the small parts in the other nearby compartments.
- Special lid structure – upper lid interlocks with dividers to prevent movement of small parts from one compartment to another.



Product #	# of Compartments	Height (in)	Width (in)	Overall Length (in)	Weight (lbs)
STST14022	14	2-5/8	11-3/8	14-5/8	1.82

STANLEY® SORTMASTER™ LIGHT

- Innovation in a basic organizer locking latches and carriage of up to 3 at once.
- Added value of 3 in 1. Single organizer allows secured stacking and transport of up to 3 at once.
- Removable dividers provide high customization for small parts and larger hand tools.
- Special lid structure prevents movement of small parts from one compartment to another.
- Convenient ergonomic carriage of tools with additional latch enables back-to-back stacking.



Product #	# of Compartments	Height (in)	Width (in)	Overall Length (in)	Weight (lbs)
STST14021	10	2-13/16	8-5/8	11-5/8	0.83

STANLEY® 3-IN-1 TOOL ORGANIZER

- Organize hand tools, power tools and accessories.
- Innovative design allows simultaneous access to all 3 storage bins.
- Ability to be used as work station.
- Built-in carrying handle.



Product #	Height (in)	Width (in)	Overall Length (in)	Weight (lbs)
STST17700	12	9	16	5.89



STANLEY® ESSENTIAL™ METAL SAWHORSE

- The upper metal bar enables various clamping applications.
- Anti-slip rubber pads create friction on the surface while cutting.
- Folding legs enable quick setup and breakdown.
- Side latches hold two single units together for easy carrying and compact storage.



Product #	Weight Capacity	Height (in)	Width (in)	Overall Length (in)	Weight (lbs)
STST11154	750 lbs per pair	29	3-5/16	31-7/8	5.78

STANLEY® FATMAX® ADJUSTABLE LEG SAWHORSE (SINGLE)

- Each leg adjusts separately, allowing the sawhorse to stand on uneven surfaces.
- Rubber inserts for stability.
- High quality, sturdy polypropylene and aluminum legs.
- Unique slide mechanism, providing for easy, smooth adjustment.



Product #	Weight Capacity	Height (in)	Width (in)	Overall Length (in)	Weight (lbs)
0110315	2500 lbs per pair	32 - 39	2-1/8	27-3/16	10.99

STANLEY® ADJUSTABLE SAWHORSE TWIN PACK

- Sawhorse width and height are adjustable for flexibility.
- Rubber feet and top tray for slip resistance.



Product #	Weight Capacity	Height (in)	Width (in)	Overall Length (in)
STST60626	1000 lbs per pair (800 lbs when width is extended)	31-1/8	2-7/8	28-1/8

STANLEY® FOLD-UP SAWHORSE (SINGLE)

- Galvanized metal and polypropylene construction for lightweight durability.
- Integrated handle or shoulder strap for easy transport – side latches hold two single units together for storage/portability.
- Folding metal legs with locking mechanism for easy setup and safe transportation.
- Rubber leg tips to help prevent movement.
- Designed with working height in mind for comfort.



Product #	Weight Capacity	Height (in)	Width (in)	Overall Length (in)	Weight (lbs)
STST11151	800 lbs per pair	5	4	40	9.34

STANLEY® FOLDING SAWHORSE TWIN PACK

- Comfortable work height.
- Multipurpose side hangers for storage of accessories.
- Strong tray connection helps keep sawhorse from collapsing unexpectedly under heavy load.
- Two built-in V-grooves hold materials such as lumber and pipes in place for cutting.
- Rubber points line top of ruler for load stability.



Product #	Weight Capacity	Height (in)	Width (in)	Overall Length (in)	Weight (lbs)
060864R	1000 lbs per pair	31	2-1/8	26-7/8	12.78

STANLEY® JUNIOR FOLDING SAWHORSE TWIN PACK

- Light weight and easy to transport.
- Integrated V-groove hold materials in place while cutting.
- Bottom tray for storage while in use.



Product #	Weight Capacity	Height (in)	Width (in)	Overall Length (in)	Weight (lbs)
STST60952	800 lbs per pair	32	5	22-1/2	11.02



REFERENCE

DECIMAL EQUIVALENTS OF MILLIMETER, FRACTIONAL AND NUMBER DRILL SIZES

1 mm = 0.03937 in. 1 in. = 25.4 mm 1 sq. ft = 929 sq. cm 1 sq. m = 1.196 sq. yd 1 qt = 0.9463 liters (liquid)
 1 cm = 0.3937 in. 1 foot = 0.3048 m 1 sq. yd = 0.8361 sq. m 1 oz = 31.1035 grams 1 gal. = 3.7853 liters (liquid)
 1 dm = 3.937 in. 1 yd = 0.9144 m 1 sq. cm = 0.155 sq. in. 1 lb = 373.24 grams 1 liter = 1.0567 liquid qt
 1 m = 39.37 in. 1 sq. in. = 6.452 sq. cm 1 sq. dm = 15.5 sq. in.

MILLIMETER	DEC. IN. EQU.	FRACTIONAL	MILLIMETER	DEC. IN. EQU.	FRACTIONAL	MILLIMETER	DEC. IN. EQU.	FRACTIONAL	MILLIMETER	DEC. IN. EQU.	FRACTIONAL	MILLIMETER	DEC. IN. EQU.	FRACTIONAL
0.10	.0039		1.75	.0689		—	.1570		6.80	.2677		10.72	.4219	27/64"
0.15	.0059		—	.0700		4.00	.1575		6.90	.2716		11.00	.4330	
0.20	.0079		1.80	.0709		—	.1590		—	.2720		11.11	.4375	7/16"
0.25	.0098		1.85	.0728		—	.1610		7.00	.2756		11.50	.4528	
0.30	.0118		—	.0730		4.10	.1614		—	.2770		11.51	.4531	29/64"
—	.0135		1.90	.0748		4.20	.1654		7.10	.2795		11.91	.4687	15/32"
0.35	.0138		—	.0760		—	.1660		—	.2811		12.00	.4724	
—	.0145		1.95	.0767		4.25	.1673		7.14	.2812		12.30	.4843	31/64"
0.39	.0156	1/64"	1.98	.0781	5/64"	4.30	.1693		7.20	.2835	9/32"	12.50	.4921	
0.40	.0157		—	.0785		—	.1695		7.25	.2854		12.70	.5000	1/2"
—	.0160		2.00	.0787		4.37	.1719	11/64"	7.30	.2874		3.00	.5118	
0.45	.0177		2.05	.0807		—	.1730		—	.2900		13.10	.5156	33/64"
—	.0180		—	.0810		4.40	.1732		7.40	.2913		13.49	.5312	17/32"
—	.0197		—	.0820		—	.1770		—	.2950		13.50	.5315	
—	.0200		2.10	.0827		4.50	.1771		7.50	.2953		13.89	.5469	35/64"
—	.0210		2.15	.0846		—	.1800		7.54	.2968	19/64"	14.00	.5512	
0.55	.0217		—	.0860		4.60	.1811		7.60	.2992		14.29	.5625	9/16"
—	.0225		2.20	.0866		—	.1820		—	.3020		14.50	.5709	
0.60	.0236		2.25	.0885		4.70	.1850		7.70	.3031		14.68	.5781	37/64"
—	.0240		—	.0890		4.75	.1870		7.75	.3051		15.00	.5906	
—	.0250		2.30	.0905		4.76	.1875	3/16"	7.80	.3071		15.08	.5937	19/32"
0.65	.0256		2.35	.0925		4.80	.1890		7.90	.3110		15.48	.6094	39/64"
—	.0260		—	.0935		—	.1910		7.94	.3125	5/16"	15.50	.6102	
—	.0280		2.38	.0937	3/32"	4.90	.1929		8.00	.3150		15.88	.6250	5/8"
0.70	.0286		2.40	.0945		—	.1935		—	.3160		16.00	.6299	
—	.0292		—	.0960		—	.1960		8.10	.3189		16.27	.6406	41/64"
0.75	.0295		2.45	.0964		5.00	.1968		8.20	.3228		16.50	.6496	
—	.0310		—	.0980		—	.1990		—	.3230		16.67	.6562	21/32"
0.79	.0312	1/32"	2.50	.0984		5.10	.2008		8.25	.3248		17.00	.6693	
0.80	.0315		—	.0995		—	.2010		8.30	.3268		17.06	.6719	43/64"
—	.0320		—	.1015		5.16	.2031	13/64"	8.33	.3281	21/64"	17.46	.6875	11/16"
—	.0330		2.60	.1024		—	.2040		8.40	.3307		17.50	.6890	
0.85	.0335		—	.1040		5.20	.2047		—	.3320		17.86	.7031	45/64"
—	.0350		2.70	.1063		—	.2055		8.50	.3346		18.00	.7087	
0.90	.0354		—	.1065		5.25	.2067		8.60	.3386		18.26	.7187	23/32"
—	.0360		2.75	.1082		5.30	.2086		—	.3390		18.50	.7283	
—	.0370		2.78	.1094	7/64"	—	.2090		8.70	.3425		18.65	.7344	47/64"
0.95	.0374		—	.1100		5.40	.2126		8.73	.3437	11/32"	19.00	.7480	
—	.0380		2.80	.1102		—	.2130		8.75	.3445		19.05	.7500	3/4"
—	.0390		—	.1110		5.50	.2165		8.80	.3465		19.45	.7656	49/64"
1.00	.0394		—	.1130		5.56	.2187	7/32"	—	.3480		19.50	.7677	
—	.0400		2.90	.1141		5.60	.2205		8.90	.3504		19.84	.7812	25/32"
—	.0410		—	.1160		—	.2210		9.00	.3543		20.00	.7874	
1.05	.0413		3.00	.1181		5.70	.2244		—	.3580		20.24	.7969	51/64"
—	.0420		—	.1200		5.75	.2263		9.10	.3583		20.50	.8071	
—	.0430		3.10	.1220		—	.2280		9.13	.3594	23/64"	20.64	.8125	13/16"
1.10	.0433		3.18	.1250	1/8"	5.80	.2283		9.20	.3622		21.00	.8268	
1.15	.0452		3.20	.1260		5.90	.2323		9.25	.3641		21.03	.8281	53/64"
—	.0465		3.25	.1279		—	.2340		9.30	.3661		21.43	.8437	27/32"
1.19	.0469	3/64"	—	.1285		5.95	.2344	15/64"	—	.3680		21.50	.8465	
1.20	.0472		3.30	.1299		6.00	.2362		9.40	.3701		21.83	.8594	55/64"
1.25	.0492		3.40	.1338		—	.2380		9.50	.3740		22.00	.8661	
1.30	.0512		—	.1360		6.10	.2401		9.53	.3750	3/8"	22.23	.8750	7/8"
—	.0520		3.50	.1378		—	.2420		—	.3770		22.50	.8858	
1.35	.0531		—	.1405		6.20	.2441		9.60	.3780		22.62	.8906	57/64"
—	.0550		3.57	.1406	9/64"	6.25	.2460		9.70	.3819		23.00	.9055	
1.40	.0551		3.60	.1417		6.30	.2480		9.75	.3838		23.02	.9062	29/32"
1.45	.0570		—	.1440		6.35	.2500	1/4"	9.80	.3858		23.42	.9219	59/64"
1.50	.0591		3.70	.1457		6.40	.2520		—	.3860		23.50	.9252	
—	.0595		—	.1470		6.50	.2559		9.90	.3898		23.81	.9375	15/16"
1.55	.0610		3.75	.1476		—	.2570		9.92	.3906	25/64"	24.00	.9449	
1.59	.0625	1/16"	—	.1495		6.60	.2598		10.00	.3937		24.21	.9531	61/64"
1.60	.0629		3.80	.1496		—	.2610		—	.3970		24.50	.9646	
—	.0635		—	.1520		6.70	.2638		—	.4040		24.61	.9687	31/32"
1.65	.0649		3.90	.1535		6.75	.2656	17/64"	10.32	.4062	13/32"	25.00	.9843	
1.70	.0669		—	.1540		6.75	.2657		—	.4130		25.03	.9844	63/64"
—	.0670		3.97	.1562	5/32"	—	.2660		10.50	.4134		25.40	1.0000	1"



BOLT SIZING CHART

NOMINAL OPENING SIZES OF PROTO® WRENCHES OR SOCKETS IN INCHES TO FIT STANDARD BOLT HEADS, NUTS AND SCREW HEADS.

Locate thread diameter of bolt, nut or screw in extreme left or right column. Then move across to box which has proper identification of bolt, nut or screw at top of vertical column. The size in this particular box is the nominal opening size in inches of the PROTO® wrench and sockets that will fit.

American Standards Association-ASA B18.2, Appendix I

NUTS: Use Wrench or Socket Size Shown Below				
THREAD DIAMETER OF NUT	FINISHED SERIES & FINISHED THICK NUTS	REGULAR SERIES HEX & SQUARE NUTS	HEAVY SERIES HEX & SQUARE NUTS	MACHINE SCREW NUTS & STOVE BOLT NUTS
#0 & 1	-	-	-	5/32"
#2 & 3	-	-	-	3/16"
#4	-	-	-	1/4"
#5 & 6	-	-	-	5/16"
#8	-	-	-	11/32"
#10	-	-	-	3/8"
#12	-	-	-	7/16"
1/4"	7/16"	7/16"	1/2"	7/16"
5/16"	1/2"	9/16"	9/16"	9/16"
3/8"	9/16"	5/8"	11/16"	5/8"
7/16"	11/16"	3/4"	3/4"	-
1/2"	3/4"	13/16"	7/8"	-
9/16"	7/8"	7/8"	15/16"	-
5/8"	15/16"	1"	1-1/16"	-
3/4"	11/8"	11/8"	1-1/4"	-
7/8"	15/16"	15/16"	1-7/16"	-
1"	1-1/2"	1-1/2"	1-5/8"	-
1-1/8"	1-11/16"	1-11/16"	1-13/16"	-
1-1/4"	1-7/8"	1-7/8"	2"	-
1-3/8"	2-1/16"	2-1/16"	2-3/16"	-
1-1/2"	2-1/4"	2-1/4"	2-3/8"	-
1-5/8"	2-7/16"	2-7/16"	2-9/16"	-
1-3/4"	2-5/8"	2-5/8"	2-3/4"	-
1-7/8"	2-13/16"	2-13/16"	2-15/16"	-
2"	3"	3"	3-1/8"	-
2-1/4"	3-3/8"	3-3/8"	3-1/2"	-
2-1/2"	3-3/4"	3-3/4"	3-7/8"	-
2-3/4"	4-1/8"	4-1/8"	4-1/4"	-
3"	4-1/2"	4-1/2"	4-5/8"	-
3-1/4"	-	-	5"	-
3-1/2"	-	-	5-3/8"	-
3-3/4"	-	-	5-3/4"	-
4"	-	-	6-1/2"	-
4-1/4"	-	-	6-1/2"	-
4-1/2"	-	-	6-7/8"	-
4-3/4"	-	-	7-1/4"	-
5"	-	-	7-5/8"	-
5-1/4"	-	-	8"	-
5-1/2"	-	-	8-3/8"	-
5-3/4"	-	-	8-3/4"	-
6"	-	-	9"	-

BOLTS & SCREWS: Use Wrench or Socket Size Shown Below				
REGULAR & FINISHED SERIES HEX & SQUARE HEAD BOLTS	HEAVY SERIES HEX & SQUARE HEAD BOLTS	LAG SCREWS	SQUARE HEAD SET SCREWS	THREAD DIAMETER OF BOLT OF SCREW
-	-	-	#0 & 1	-
-	-	-	#2 & 3	-
-	-	-	#4	-
-	-	-	#5 & 6	-
-	-	-	#8	-
-	5/16"	3/16"	#10	-
-	-	7/32"	#12	-
*3/8"-1/4"	-	3/8"	1/4"	1/4"
1/2"	-	1/2"	5/16"	5/16"
9/16"	-	9/16"	3/8"	3/8"
5/8"	-	5/8"	7/16"	7/16"
3/4"	7/8"	3/4"	1/2"	1/2"
13/16"	-	-	9/16"	9/16"
15/16"	11/16"	15/16"	5/8"	5/8"
1-1/8"	1-1/4"	1-1/8"	3/4"	3/4"
1-5/16"	1-7/16"	1-5/16"	7/8"	7/8"
1-1/2"	1-5/8"	1-1/2"	1"	1"
1-11/16"	1-13/16"	1-11/16"	1-1/8"	1-1/8"
1-7/8"	2"	1-7/8"	1-1/4"	1-1/4"
2-1/16"	2-3/16"	-	1-3/8"	1-3/8"
2-1/4"	2-3/8"	-	1-1/2"	1-1/2"
2-7/16"	2-9/16"	-	-	1-5/8"
2-5/8"	2-3/4"	-	-	1-3/4"
2-13/16"	2-15/16"	-	-	1-7/8"
3"	3-1/8"	-	-	2"
3-3/8"	3-1/2"	-	-	2-1/4"
3-3/4"	3-7/8"	-	-	2-1/2"
4-1/8"	4-1/4"	-	-	2-3/4"
4-1/2"	4-5/8"	-	-	3"
4-7/8"	-	-	-	3-1/4"
5-1/4"	-	-	-	3-1/2"
5-5/8"	-	-	-	3-3/4"
6"	-	-	-	4"

*Regular Square Bolts Only.

CONVERSION FROM FRACTIONAL INCHES TO MILLIMETERS

INCH	MM	INCH	MM
1/64	0.0156	33/64	0.5156
1/32	0.0312	17/32	0.5312
3/64	0.0468	35/64	0.5468
1/16	0.0625	9/16	0.5625
5/64	0.0781	37/64	0.5781
3/32	0.0937	19/32	0.5937
7/64	0.1093	39/64	0.6093
1/8	0.1250	5/8	0.6250
9/64	0.1406	41/64	0.6406
5/32	0.1562	21/32	0.6562
11/64	0.1718	43/64	0.6718
3/16	0.1875	11/16	0.6875
13/64	0.2031	45/64	0.7031
7/32	0.2187	23/32	0.7187
15/64	0.2343	47/64	0.7343
1/4	0.2500	3/4	0.7500
17/64	0.2656	49/64	0.7656
9/32	0.2812	25/32	0.7812
19/64	0.2968	51/64	0.7968
5/16	0.3125	13/16	0.8125
21/64	0.3281	53/64	0.8281
11/32	0.3437	27/32	0.8437
23/64	0.3593	55/64	0.8593
3/8	0.3750	7/8	0.8750
25/64	0.3906	57/64	0.8906
13/32	0.4062	29/32	0.9062
27/64	0.4218	59/64	0.9218
7/16	0.4375	15/16	0.9375
29/64	0.4531	61/64	0.9531
15/32	0.4687	31/32	0.9687
31/64	0.4843	63/64	0.9843
1/2	0.5000	1	1.0000

NOTE: All values in this table are exact.

CONVERSION FROM MILLIMETERS TO INCHES

MM	INCH	MM	INCH	MM	INCH
1	0.0393	36	1.4173	71	2.7952
2	0.0787	37	1.4566	72	2.8346
3	0.1181	38	1.4960	73	2.8740
4	0.1574	39	1.5354	74	2.9133
5	0.1968	40	1.5748	75	2.9527
6	0.2362	41	1.6141	76	2.9921
7	0.2755	42	1.6535	77	3.0314
8	0.3149	43	1.6929	78	3.0708
9	0.3543	44	1.7322	79	3.1102
10	0.3937	45	1.7716	80	3.1496
11	0.4330	46	1.8110	81	3.1889
12	0.4724	47	1.8503	82	3.2283
13	0.5118	48	1.8897	83	3.2677
14	0.5511	49	1.9291	84	3.3070
15	0.5905	50	1.9685	85	3.3464
16	0.6299	51	2.0078	86	3.3858
17	0.6692	52	2.0472	87	3.4251
18	0.7086	53	2.0866	88	3.4645
19	0.7480	54	2.1259	89	3.5039
20	0.7874	55	2.1653	90	3.5433
21	0.8267	56	2.2047	91	3.5826
22	0.8661	57	2.2440	92	3.6220
23	0.9055	58	2.2834	93	3.6614
24	0.9448	59	2.3228	94	3.7007
25	0.9842	60	2.3622	95	3.7401
26	1.0236	61	2.4015	96	3.7795
27	1.0629	62	2.4409	97	3.8188
28	1.1023	63	2.4803	98	3.8582
29	1.1417	64	2.5196	99	3.8976
30	1.1811	65	2.5590	100	3.9370
31	1.2204	66	2.5984	FORMULA TO CONVERT MM to INCHES: Divide 25.4 Into Known MM.	
32	1.2598	67	2.6377		
33	1.2992	68	2.6771		
34	1.3385	69	2.7165		
35	1.3779	70	2.7559		

NOTE: The inch values in this table are rounded off.

CONVERSION FROM FT-LBS TO METER-KILOGRAMS

The chart below can be used to convert foot pounds to meter-kilograms. The foot-pound column at the left increases in 10 ft-lb increments from 0 to 110 ft-lbs. For each additional ft-lb, read the top row of numbers.

Example: If you desire 45 ft-lbs, you would look to the number 40 in the left column and the number 5 in the top row. The conversion to meter-kilograms would be 6.22 m-kgs. For your use, the conversion formula is:

$$\text{FT-LBS} \times .1383 = \text{METER-KILOGRAMS}$$

Ft Lbs	0	1	2	3	4	5	6	7	8	9
0	0	0.14	0.28	0.42	0.55	0.69	0.83	0.97	1.11	1.25
10	1.38	1.52	1.66	1.80	1.94	2.07	2.21	2.35	2.49	2.63
20	2.77	2.90	3.04	3.18	3.32	3.46	3.60	3.73	3.87	4.01
30	4.15	4.29	4.43	4.56	4.70	4.84	4.98	5.12	5.26	5.39
40	5.53	5.67	5.81	5.95	6.09	6.22	6.36	6.50	6.64	6.78
50	6.92	7.05	7.19	7.33	7.47	7.61	7.75	7.88	8.02	8.16
60	8.30	8.44	8.57	8.71	8.85	8.99	9.13	9.27	9.40	9.54
70	9.68	9.82	9.96	10.09	10.23	10.37	10.51	10.65	10.79	10.92
80	11.06	11.20	11.34	11.48	11.62	11.75	11.89	12.03	12.17	12.31
90	12.45	12.59	12.73	12.86	13.00	13.14	13.28	13.42	13.55	13.69
100	13.83	13.97	14.11	14.25	14.38	14.52	14.66	14.80	14.94	15.08
110	15.21	15.35	15.49	15.63	15.76	15.90	16.04	16.18	16.32	16.46

CONVERSION FROM DECIMAL INCHES TO MILLIMETERS

INCH	MM	INCH	MM	INCH	MM
1	25.4	36	914.4	71	1,803.4
2	50.8	37	939.8	72	1,828.8
3	76.2	38	965.2	73	1,854.2
4	101.6	39	990.6	74	1,879.6
5	127.0	40	1,016.0	75	1,905.0
6	152.4	41	1,041.4	76	1,930.4
7	177.8	42	1,066.8	77	1,955.8
8	203.2	43	1,092.2	78	1,981.2
9	228.6	44	1,117.6	79	2,006.6
10	254.0	45	1,143.0	80	2,032.0
11	279.4	46	1,168.4	81	2,057.4
12	304.8	47	1,193.8	82	2,082.8
13	330.2	48	1,219.2	83	2,108.2
14	355.6	49	1,244.6	84	2,133.6
15	381.0	50	1,270.0	85	2,159.0
16	406.4	51	1,295.4	86	2,184.4
17	431.8	52	1,320.8	87	2,209.8
18	457.2	53	1,346.2	88	2,235.2
19	482.6	54	1,371.6	89	2,260.6
20	508.0	55	1,397.0	90	2,286.0
21	533.4	56	1,422.4	91	2,311.4
22	558.8	57	1,447.8	92	2,336.8
23	584.2	58	1,473.2	93	2,362.2
24	609.6	59	1,498.6	94	2,387.6
25	635.0	60	1,524.0	95	2,413.0
26	660.4	61	1,549.4	96	2,438.4
27	685.8	62	1,574.8	97	2,463.8
28	711.2	63	1,600.2	98	2,489.2
29	736.6	64	1,625.6	99	2,514.6
30	762.0	65	1,651.0	100	2,540.0
31	787.4	66	1,676.4		
32	812.8	67	1,701.8		
33	838.2	68	1,727.2		
34	863.6	69	1,752.6		
35	889.0	70	1,778.0		

NOTE: All values in this table are exact.

INCH WRENCH SIZING CHART

NOMINAL OPENING SIZES OF PROTO® WRENCHES OR SOCKETS IN INCHES TO FIT STANDARD BOLT HEADS, NUTS AND SCREWHEADS

BOLTS-SCREWS									
WRENCH OR SOCKET SIZE		SQUARE & HEX BOLTS, CAP SCREWS & SQUARE & HEX LAG SCREWS	HEAVY HEX BOLTS & SCREWS	HEX FLANGE SCREWS	TAPPING SCREWS	HEX WASHER HEAD TAPPING SCREWS	HEX HEAD MACHINE SCREWS	HEX WASHER HEAD MACHINE SCREWS	SQUARE HEAD SET SCREWS
ACROSS FLATS	DECIMAL EQUIV.								
1/8"	0.1250	-	-	-	#1 & 2	#2 & 3	#1 & 2	#2 & 3	-
5/32"	0.1562	-	-	-	-	-	-	-	-
3/16"	0.1875	-	-	-	#3,4,5	#4 & 5	#3,4,5	#4 & 5	#10
1/4"	0.2500	-	-	-	#6,7,8	#6,7,8	#6 & 8	#6 & 8	1/4"
9/32"	0.2812	#10	-	-	-	-	-	-	-
5/16"	0.3125	-	-	-	#10 & 12	#10 & 12	#10 & 12	#10 & 12	5/16"
11/32"	0.3438	-	-	-	-	-	-	-	-
3/8"	0.3750	1/4"	-	1/4"	1/4"	1/4"	1/4"	1/4"	3/8"
7/16"	0.4375	1/4"	-	-	-	-	-	-	7/16"
1/2"	0.5000	5/16"	-	5/16"	5/16"	5/16"	5/16"	5/16"	1/2"
9/16"	0.5625	3/8"	-	3/8"	3/8"	3/8"	3/8"	3/8"	9/16"
5/8"	0.6250	7/16"	-	7/16"	-	-	-	-	5/8"
11/16"	0.6875	-	-	-	-	-	-	-	-
3/4"	0.7500	1/2"	-	1/2"	-	-	-	-	3/4"
13/16"	0.8125	9/16"	-	9/16"	-	-	-	-	-
7/8"	0.8750	-	1/2"	-	-	-	-	-	7/8"
15/16"	0.9375	5/8"	-	5/8"	-	-	-	-	-
1"	1.0000	-	-	-	-	-	-	-	1"
1-1/16"	1.0625	-	5/8"	-	-	-	-	-	-
1-1/8"	1.1250	3/4"	-	3/4"	-	-	-	-	1-1/8"
1-1/4"	1.2500	-	3/4"	-	-	-	-	-	1-1/4"
1-5/16"	1.3125	7/8"	-	-	-	-	-	-	-
1-3/8"	1.3750	-	-	-	-	-	-	-	1-3/8"
1-7/16"	1.4375	-	7/8"	-	-	-	-	-	-
1-1/2"	1.5000	1"	-	-	-	-	-	-	1-1/2"
1-5/8"	1.6250	-	1"	-	-	-	-	-	-
1-11/16"	1.6875	1-1/8"	-	-	-	-	-	-	-
1-13/16"	1.8125	-	1-1/8"	-	-	-	-	-	-
1-7/8"	1.8750	1-1/4"	-	-	-	-	-	-	-
2"	2.0000	-	1-1/4"	-	-	-	-	-	-
2-1/16"	2.0625	1-3/8"	-	-	-	-	-	-	-
2-3/16"	2.1875	-	1-3/8"	-	-	-	-	-	-
2-1/4"	2.2500	1-1/2"	-	-	-	-	-	-	-
2-3/8"	2.3750	-	1-1/2"	-	-	-	-	-	-
2-7/16"	2.4375	1-5/8"	-	-	-	-	-	-	-
2-9/16"	2.5625	-	1-5/8"	-	-	-	-	-	-
2-5/8"	2.6250	1-3/4"	-	-	-	-	-	-	-
2-3/4"	2.7500	-	1-3/4"	-	-	-	-	-	-
2-13/16"	2.8125	1-7/8"	-	-	-	-	-	-	-
2-15/16"	2.9375	-	1-7/8"	-	-	-	-	-	-
3"	3.0000	2"	-	-	-	-	-	-	-
3-1/8"	3.1250	-	2"	-	-	-	-	-	-
3-3/8"	3.3750	2-1/4"	-	-	-	-	-	-	-
3-1/2"	3.5000	-	2-1/4"	-	-	-	-	-	-
3-3/4"	3.7500	2-1/2"	-	-	-	-	-	-	-
3-7/8"	3.8750	-	2-1/2"	-	-	-	-	-	-
4-1/8"	4.1250	2-3/4"	-	-	-	-	-	-	-
4-1/4"	4.2500	-	2-3/4"	-	-	-	-	-	-
4-1/2"	4.5000	3"	-	-	-	-	-	-	-
4-5/8"	4.6250	-	3"	-	-	-	-	-	-
4-7/8"	4.8750	3-1/4"	-	-	-	-	-	-	-
5"	5.0000	-	3-1/4"	-	-	-	-	-	-
5-1/4"	5.2500	3-1/2"	-	-	-	-	-	-	-
5-3/8"	5.3750	-	3-1/2"	-	-	-	-	-	-
5-5/8"	5.6250	3-3/4"	-	-	-	-	-	-	-
5-3/4"	5.7500	-	3-3/4"	-	-	-	-	-	-
6"	6.0000	4"	-	-	-	-	-	-	-
6-1/8"	6.1250	-	4"	-	-	-	-	-	-
6-1/2"	6.5000	-	4-1/4"	-	-	-	-	-	-
6-7/8"	6.8750	-	4-1/2"	-	-	-	-	-	-
7-1/4"	7.2500	-	4-3/4"	-	-	-	-	-	-
7-5/8"	7.6250	-	5"	-	-	-	-	-	-
8"	8.0000	-	5-1/4"	-	-	-	-	-	-
8-3/8"	8.3750	-	5-1/2"	-	-	-	-	-	-
8-3/4"	8.7500	-	5-3/4"	-	-	-	-	-	-
9-1/8"	9.1250	-	6"	-	-	-	-	-	-



NUTS								
SQUARE NUTS & HEAVY SQUARE NUTS	TRACK, HEAVY HEX & SQUARE, FLAT & JAM NUTS	ARE MACHINE SCREW NUTS	HEX NUTS & FLAT CASTLE, SLOTTED & HAM HEX NUTS	HEX FLANGE NUTS	TRACK BOLT NUTS	HEX LOCK NUTS	WRENCH OR SOCKET SIZE	
							ACROSS FLATS	DECIMAL EQUIV.
-	-	-	-	-	-	-	1/8"	0.1250
-	-	#0 & 1	-	-	-	-	5/32"	0.1562
-	-	#2 & 3	-	-	-	-	3/16"	0.1875
-	-	#4	-	-	-	#4	1/4"	0.2500
-	-	-	-	-	-	-	9/32"	0.2812
-	-	#5 & 6	-	#6	-	#6	5/16"	0.3125
-	-	#8	-	#8	-	#8	11/32"	0.3438
-	-	#10	-	#10	-	#10	3/8"	0.3750
1/4"	-	#12 & 14	1/4"	#12 & 14	-	#12 & 14	7/16"	0.4375
1/4"	1/4"	-	5/16"	5/16"	-	5/16"	1/2"	0.5000
5/16"	5/16"	5/16"	3/8"	3/8"	-	3/8"	9/16"	0.5625
3/8"	-	3/8"	-	-	-	-	5/8"	0.6250
3/8"	3/8"	-	7/16"	7/16"	-	7/16"	11/16"	0.6875
7/16"	7/16"	-	1/2"	1/2"	-	1/2"	3/4"	0.7500
1/2"	-	-	-	-	-	-	13/16"	0.8125
1/2"	1/2"	-	9/16"	9/16"	-	9/16"	7/8"	0.8750
-	9/16"	-	5/8"	5/8"	-	5/8"	15/16"	0.9375
5/8"	-	-	-	-	-	-	1"	1.0000
5/8"	5/8"	-	-	-	-	-	1-1/16"	1.0625
3/4"	-	-	3/4"	3/4"	-	3/4"	1-1/8"	1.1250
3/4"	3/4"	-	-	-	3/4" & 13/16"	-	1-1/4"	1.2500
7/8"	-	-	7/8"	-	-	7/8"	1-5/16"	1.3125
-	-	-	-	-	-	-	1-3/8"	1.3750
7/8"	7/8"	-	-	-	7/8"	-	1-7/16"	1.4375
1"	-	-	1"	-	15/16" & 1"	1"	1-1/2"	1.5000
1"	1"	-	-	-	1" & 1-1/16"	-	1-5/8"	1.6250
1-1/8"	-	-	1-1/8"	-	1-1/8"	1-1/8"	1-11/16"	1.6875
1-1/8"	1-1/8"	-	-	-	1-1/8"	-	1-13/16"	1.8125
1-1/4"	-	-	1-1/4"	-	-	1-1/4"	1-7/8"	1.8750
1-1/4"	1-1/4"	-	-	-	-	-	2"	2.0000
1-3/8"	-	-	1-3/8"	-	-	1-3/8"	2-1/16"	2.0625
1-3/8"	1-3/8"	-	-	-	-	-	2-3/16"	2.1875
1-1/2"	-	-	1-1/2"	-	-	1-1/2"	2-1/4"	2.2500
1-1/2"	1-1/2"	-	-	-	-	-	2-3/8"	2.3750
-	-	-	-	-	-	-	2-7/16"	2.4375
-	1-5/8"	-	-	-	-	-	2-9/16"	2.5625
-	-	-	-	-	-	-	2-5/8"	2.6250
-	1-3/4"	-	-	-	-	-	2-3/4"	2.7500
-	-	-	-	-	-	-	2-13/16"	2.8125
-	1-7/8"	-	-	-	-	-	2-15/16"	2.9375
-	-	-	-	-	-	-	3"	3.0000
-	2"	-	-	-	-	-	3-1/8"	3.1250
-	-	-	-	-	-	-	3-3/8"	3.3750
-	2-1/4"	-	-	-	-	-	3-1/2"	3.5000
-	-	-	-	-	-	-	3-3/4"	3.7500
-	2-1/2"	-	-	-	-	-	3-7/8"	3.8750
-	-	-	-	-	-	-	4-1/8"	4.1250
-	2-3/4"	-	-	-	-	-	4-1/4"	4.2500
-	-	-	-	-	-	-	4-1/2"	4.5000
-	3"	-	-	-	-	-	4-5/8"	4.6250
-	-	-	-	-	-	-	4-7/8"	4.8750
-	3-1/4"	-	-	-	-	-	5"	5.0000
-	3-1/2"	-	-	-	-	-	5-1/4"	5.2500
-	3-1/2"	-	-	-	-	-	5-3/8"	5.3750
-	3-3/4"	-	-	-	-	-	5-5/8"	5.6250
-	3-3/4"	-	-	-	-	-	5-3/4"	5.7500
-	4"	-	-	-	-	-	6"	6.0000
-	4"	-	-	-	-	-	6-1/8"	6.1250
-	-	-	-	-	-	-	6-1/2"	6.5000
-	-	-	-	-	-	-	6-7/8"	6.8750
-	-	-	-	-	-	-	7-1/4"	7.2500
-	-	-	-	-	-	-	7-5/8"	7.6250
-	-	-	-	-	-	-	8"	8.0000
-	-	-	-	-	-	-	8-3/8"	8.3750
-	-	-	-	-	-	-	8-3/4"	8.7500
-	-	-	-	-	-	-	9-1/8"	9.1250

METRIC WRENCH SIZING CHART

NOMINAL OPENING SIZES OF PROTO® WRENCHES OR SOCKETS IN INCHES TO FIT STANDARD BOLT HEADS, NUTS AND SCREWHEADS

Locate thread diameter of bolt, nut or screw in extreme left or right column. Then move across to box which has proper identification of bolt, nut or screw at top of vertical column. The size in this particular box is the nominal opening size in inches of the PROTO® wrench and sockets that will fit.

American Standards Association-ASA B18.2, Appendix I

BOLTS: Use Wrench or Socket Size Shown Below			
WRENCH OR SOCKET SIZE ACROSS FLATS	HEX BOLTS	HEAVY HEX BOLTS	HEAVY HEX STRUCTURAL BOLTS
3.20	-	-	-
4.00	-	-	-
5.00	-	-	-
5.50	-	-	-
6.00	-	-	-
7.00	-	-	-
8.00	M5 x 0.8	-	-
10.00	M6 x 1	-	-
13.00	M8 x 1.25	-	-
15.00	M10 x 1.5	-	-
16.00	M10 x 1.5	-	-
18.00	M12 x 1.75	-	-
21.00	M14 x 2	M12 x 1.75	-
24.00	M16 x 2	M14 x 2	-
27.00	-	M16 x 2	M16 x 2
30.00	M20 x 2.5	-	-
34.00	-	M20 x 2.5	M20 x 2.5
36.00	M24 x 3	-	M22 x 2.5
41.00	-	M24 x 3	M24 x 3
46.00	M30 x 3.5	-	M27 x 3
50.00	-	M30 x 3.5	M30 x 3.5
55.00	M36 x 4	-	-
60.00	-	M36 x 4	M36 x 4
65.00	M42 x 4.5	-	-
70.00	-	-	-
75.00	M48 x 5	-	-
80.00	-	-	-
85.00	M56 x 5.5	-	-
90.00	-	-	-
95.00	M64 x 6	-	-
100.00	-	-	-
105.00	M72 x 6	-	-
110.00	-	-	-
115.00	M80 x 6	-	-
120.00	-	-	-
130.00	M90 x 6	-	-
135.00	-	-	-
145.00	M100 x 6	-	-
150.00	-	-	-

NUTS: Use Wrench or Socket Size Shown Below				
HEX NUTS STYLE 1	HEX NUTS STYLE 1	SLOTTED & HAM HEX NUTS	HEAVY HEX NUTS	WRENCH OR SOCKET SIZE ACROSS FLATS
M1.6 x 0.35	-	-	-	3.20
M2 x 0.4	-	-	-	4.00
M2.5 x 0.45	-	-	-	5.00
M3 x 0.5	M3 x 0.5	-	-	5.50
M3.5 x 0.6	M3.5 x 0.6	-	-	6.00
M4 x 0.7	M4 x 0.7	-	-	7.00
M5 x 0.8	M5 x 0.8	M5 x 0.8	-	8.00
M6 x 1	M6 x 1	M6 x 1	-	10.00
M8 x 1.25	M8 x 1.25	M8 x 1.25	-	13.00
M10 x 1.5	M10 x 1.5	M10 x 1.5	-	15.00
M10 x 1.5	M10 x 1.5	M10 x 1.5	-	16.00
M12 x 1.75	M12 x 1.75	M12 x 1.75	-	18.00
M14 x 2	M14 x 2	M14 x 2	M12 x 1.75	21.00
M16 x 2	M16 x 2	M16 x 2	M14 x 2	24.00
-	-	-	M16 x 2	27.00
M20 x 2.5	M20 x 2.5	M20 x 2.5	-	30.00
-	-	-	M20 x 2.5	34.00
M24 x 3	M24 x 3	M24 x 3	M22 x 2.5	36.00
-	-	-	M24 x 3	41.00
M30 x 3.5	M30 x 3.5	M30 x 3.5	M27 x 3	46.00
-	-	-	M30 x 3.5	50.00
M36 x 4	M36 x 4	M36 x 4	-	55.00
-	-	-	M36 x 4	60.00
-	-	-	-	65.00
-	-	-	M42 x 4.5	70.00
-	-	-	-	75.00
-	-	-	M48 x 5	80.00
-	-	-	-	85.00
-	-	-	M56 x 5.5	90.00
-	-	-	-	95.00
-	-	-	M64 x 6	100.00
-	-	-	-	105.00
-	-	-	M72 x 6	110.00
-	-	-	-	115.00
-	-	-	M80 x 6	120.00
-	-	-	-	130.00
-	-	-	M90 x 6	135.00
-	-	-	-	145.00
-	-	-	M100 x 6	150.00



STANDARD TORQUE VALUE CHART FOR METRIC FASTENERS (TORQUE—KILO-NEWTON)

CONVERSION GUIDANCE

- ▶ Class 4.6 is approximately equal to SAE Grade 1, and ASTM A307, Grade A.
- ▶ Class 5.8 is approximately equal to SAE Grade 2.
- ▶ Class 8.8 is approximately equal to SAE Grade 5, and ASTM A449.
- ▶ Class 9.8 has properties approximately 9 percent stronger than SAE Grade 5, and ASTM A449.
- ▶ Class 10.9 is approximately equal to SAE Grade 8, and ASTM A354, Grade BD.

CLASS	4.6	4.8	5.8	8.8	9.8	10.9	12.9
PROOF LOAD MPA	225	310	380	600	650	830	970
M1.6x0.35 (0.063)	–	0.39	–	–	0.83	–	1.23
M2x0.4 (0.079)	–	0.64	–	–	1.35	–	2.01
M2.5x0.45 (0.098)	–	1.05	–	–	2.20	–	3.29
M3x0.5 (0.118)	–	1.56	–	–	3.27	–	4.88
M3.4x0.6 (0.138)	–	2.10	–	–	4.41	–	6.58
M4x0.7 (0.157)	–	2.72	–	–	5.71	–	8.52
M5x0.8 (0.197)	3.20	4.40	5.40	–	9.23	11.80	13.80
M6.3x1 (0.248)	5.09	7.01	8.59	–	14.70	18.80	21.90
M8x1.25 (0.315)	8.24	11.30	13.90	–	23.80	30.40	35.50
M10x1.5 (0.394)	13.10	18.00	22.00	–	37.70	48.10	56.30
M12x1.75 (0.472)	19.00	26.10	32.00	–	54.80	70.00	81.80
M14x2 (0.551)	25.90	35.70	43.70	–	74.80	95.40	112.00
M16x2 (0.630)	35.30	48.70	59.70	94.20	102.00	130.00	152.00
M20x2.5 (0.787)	55.10	–	93.10	147.00	–	203.00	238.00
M24x3 (0.945)	79.40	–	134.00	212.00	–	293.00	342.00
M30x3.5 (1.181)	126.00	–	–	337.00	–	466.00	544.00
M36x4 (1.417)	184.00	–	–	490.00	–	678.00	792.00

NEWTON METER TORQUE VALUE CONVERSIONS

NOTE: The International Metric System measures torque in Newton meters (Nm).
A Newton is defined as the force necessary to move one kilogram one meter per second.

FROM FT-LB TO NM

Ft Lb	0	1	2	3	4	5	6	7	8	9
Nm	Nm	Nm	Nm	Nm	Nm	Nm	Nm	Nm	Nm	Nm
0	0	1.36	2.71	4.07	5.42	6.78	8.13	9.49	10.84	12.20
10	13.56	14.91	16.27	17.62	18.98	20.33	21.69	23.05	24.40	25.76
20	27.11	28.47	29.83	31.18	32.54	33.89	35.25	36.61	37.97	39.32
30	40.67	42.02	43.38	44.73	46.09	47.45	48.80	50.16	51.51	52.87
40	54.22	55.58	56.94	58.29	59.65	61.00	62.36	63.71	65.07	66.42
50	67.78	69.14	70.49	71.85	73.20	74.56	75.91	77.27	78.62	79.98
60	81.33	82.69	84.05	85.40	86.76	88.11	89.47	90.83	92.18	93.54
70	94.89	96.25	97.60	98.96	100.31	101.67	103.03	104.38	105.74	107.09
80	108.45	109.80	111.16	112.51	113.87	115.23	116.58	117.94	119.29	120.65
90	122.00	123.36	124.72	126.07	127.43	128.78	130.14	131.49	132.85	134.20
100	135.58									

$ft-lb \times 1.3558 = Nm$

FROM IN-LB TO NM

In Lb	0	1	2	3	4	5	6	7	8	9
Nm	Nm	Nm	Nm	Nm	Nm	Nm	Nm	Nm	Nm	Nm
0	0	0.11	0.22	0.33	0.45	0.56	0.67	0.79	0.90	1.02
10	1.13	1.24	1.36	1.47	1.58	1.70	1.81	1.92	2.03	2.15
20	2.26	2.37	2.49	2.60	2.71	2.83	2.94	3.05	3.16	3.28
30	3.39	3.50	3.62	3.73	3.84	3.96	4.07	4.18	4.29	4.41
40	4.52	4.63	4.75	4.86	4.97	5.09	5.20	5.31	5.42	5.54
50	5.65	5.76	5.88	5.99	6.10	6.22	6.33	6.44	6.55	6.67
60	6.78	6.89	7.01	7.12	7.23	7.35	7.46	7.57	7.68	7.80
70	7.91	8.02	8.14	8.25	8.36	8.48	8.59	8.70	8.81	8.93
80	9.04	9.15	9.27	9.38	9.49	9.61	9.72	9.83	9.94	10.06
90	10.17	10.28	10.40	10.51	10.62	10.74	10.85	10.96	11.07	11.19
100	11.30									

$in-lb \times .1130 = Nm$

FROM IN-OZ TO NM

In Oz	0	1	2	3	4	5	6	7	8	9
Nm	Nm	Nm	Nm	Nm	Nm	Nm	Nm	Nm	Nm	Nm
0	0	.007	.014	.021	.028	.035	.042	.049	.056	.064
10	.071	.078	.085	.092	.098	.106	.113	.120	.127	.134
20	.141	.148	.155	.162	.169	.177	.184	.191	.198	.205
30	.212	.219	.226	.232	.240	.247	.254	.261	.268	.275
40	.282	.289	.297	.304	.312	.318	.324	.332	.339	.346
50	.353	.360	.367	.374	.381	.388	.395	.402	.409	.417
60	.424	.431	.438	.445	.452	.459	.466	.473	.480	.487
70	.494	.501	.508	.515	.522	.530	.537	.544	.551	.558
80	.565	.572	.579	.586	.593	.600	.607	.614	.621	.628
90	.635	.642	.650	.657	.664	.671	.678	.685	.692	.699
100	.706									

$in-oz \times .00706 = Nm$

FROM M-KG TO NM

M Kg	0	1	2	3	4	5	6	7	8	9
Nm	Nm	Nm	Nm	Nm	Nm	Nm	Nm	Nm	Nm	Nm
0	0	9.81	19.61	29.42	39.23	49.03	58.84	68.65	78.45	88.26
10	98.07	107.87	117.68	127.49	137.30	147.10	156.90	166.71	176.52	186.33
20	196.13	205.94	215.75	225.55	235.36	245.17	254.98	264.78	274.59	284.40
30	294.20	304.00	313.81	323.62	333.43	343.23	353.04	362.85	372.65	382.46
40	392.27	402.07	411.88	421.69	431.49	441.30	451.11	460.91	470.72	480.53
50	490.33	500.14	509.95	519.75	529.56	539.37	549.17	558.98	568.79	578.60
60	588.40	598.21	608.01	617.82	627.63	637.43	647.24	657.05	666.86	676.66
70	686.47	696.27	706.08	715.89	725.70	735.50	745.30	755.11	764.92	774.73
80	784.53	794.34	804.15	813.95	823.76	833.57	843.37	853.18	862.99	872.79
90	882.60	892.41	902.21	912.02	921.83	931.63	941.44	951.25	961.05	970.86
100	980.67									

$m-kg \text{ (or kpm)} \times 9.80665 = Nm$

FROM NM TO FT-LB

Nm	0	1	2	3	4	5	6	7	8	9
ft-lb	ft-lb	ft-lb	ft-lb	ft-lb	ft-lb	ft-lb	ft-lb	ft-lb	ft-lb	ft-lb
0	0	0.74	1.48	2.21	2.95	3.69	4.43	5.16	5.90	6.64
10	7.38	8.11	8.85	9.59	10.33	11.06	11.80	12.54	13.28	14.01
20	14.75	15.49	16.23	16.96	17.70	18.44	19.18	19.91	20.65	21.39
30	22.13	22.86	23.60	24.34	25.08	25.81	26.55	27.29	28.03	28.76
40	29.50	30.24	30.98	31.72	32.45	33.19	33.93	34.67	35.40	36.14
50	36.88	37.62	38.35	39.09	39.83	40.57	41.30	42.04	42.78	43.52
60	44.25	44.99	45.73	46.47	47.20	47.94	48.68	49.42	50.15	50.89
70	51.63	52.37	53.10	53.84	54.58	55.32	56.05	56.79	57.53	58.27
80	59.00	59.74	60.48	61.22	61.96	62.69	63.43	64.17	64.91	65.64
90	66.38	67.12	67.86	68.59	69.33	70.07	70.81	71.54	72.28	73.02
100	73.76									

$Nm \times 0.73756 = ft-lb$

FROM NM TO IN-LB

Nm	0	1	2	3	4	5	6	7	8	9
in-lb	in-lb	in-lb	in-lb	in-lb	in-lb	in-lb	in-lb	in-lb	in-lb	in-lb
0	0	8.85	17.70	26.55	35.40	44.25	53.10	61.95	70.81	79.66
10	88.51	97.36	106.21	115.06	123.91	132.76	141.61	150.46	159.31	168.16
20	177.01	185.86	194.72	203.57	212.42	221.27	230.12	238.98	247.82	256.67
30	265.52	274.38	283.22	292.07	300.92	309.77	318.62	327.48	336.33	345.18
40	354.03	362.88	371.73	380.58	389.43	398.28	407.13	415.98	424.83	433.68
50	442.53	451.38	460.24	469.09	477.94	486.79	495.64	504.49	513.34	522.19
60	531.04	539.89	548.74	557.59	566.44	575.30	584.15	593.00	601.85	610.70
70	619.55	628.40	637.25	646.10	654.95	663.80	672.65	681.50	690.35	699.20
80	708.06	716.91	725.76	734.61	743.46	752.31	761.16	770.01	778.86	787.72
90	796.56	805.41	814.26	823.12	831.97	840.82	849.67	858.52	867.37	876.22
100	885.07									

$Nm \times 8.8507 = in-lb$

FROM NM TO IN-OZ

Nm	.00	.01	.02	.03	.04	.05	.06	.07	.08	.09
in-oz	in-oz	in-oz	in-oz	in-oz	in-oz	in-oz	in-oz	in-oz	in-oz	in-oz
0.0	0	1.42	2.83	4.25	5.66	7.08	8.50	9.91	11.33	12.74
0.1	14.16	15.58	16.99	18.41	19.83	21.24	22.66	24.07	25.49	26.91
0.2	28.32	29.74	31.15	32.57	33.99	35.40	36.82	38.23	39.65	41.07
0.3	42.48	43.90	45.32	46.73	48.15	49.56	50.98	52.40	53.81	55.23
0.4	56.64	58.06	59.48	60.89	62.31	63.72	65.14	66.55	67.97	69.39
0.5	70.81	72.22	73.64	75.05	76.47	77.89	79.30	80.72	82.13	83.55
0.6	84.97	86.41	87.80	89.21	90.63	92.05	93.46	94.88	96.30	97.71
0.7	99.13	100.54	101.96	103.38	104.79	106.21	107.62	109.04	110.46	111.87
0.8	113.29	114.70	116.12	117.54	118.95	120.37	121.79	123.20	124.62	126.03
0.9	127.45	128.87	130.28	131.70	133.11	134.53	135.95	137.36	138.78	140.19
1.0	141.61									

$Nm \times 141.6119 = in-oz$

FROM NM TO M-KG

Nm	0	1	2	3	4	5	6	7	8	9
m-kg	m-kg	m-kg	m-kg	m-kg	m-kg	m-kg	m-kg	m-kg	m-kg	m-kg
0	0	0.102	0.204	0.306	0.408	0.510	0.611	0.714	0.816	0.918
10	1.020	1.122	1.224	1.326	1.428	1.530	1.632	1.733	1.835	1.937
20	2.039	2.141	2.243	2.345	2.447	2.549	2.651	2.753	2.855	2.957
30	3.059	3.161	3.263	3.365	3.467	3.569	3.671	3.773	3.875	3.977
40	4.079	4.181	4.283	4.385	4.487	4.589	4.691	4.793	4.895	4.997
50	5.099	5.200	5.302	5.404	5.506	5.608	5.710	5.812	5.914	6.016
60	6.118	6.220	6.322	6.424	6.526	6.628	6.730	6.832	6.934	7.036
70	7.138	7.240	7.342	7.444	7.546	7.648	7.750	7.852	7.954	8.056
80	8.158	8.260	8.362	8.464	8.566	8.668	8.769	8.871	8.973	9.075
90	9.177	9.279	9.381	9.483	9.585	9.687	9.789	9.891	9.993	10.095
100	10.197									

$Nm \times .10197 = m-kg \text{ (or kpm)}$



TORQUE VALUE CONVERSIONS

NOTE: One meter kilogram is equal to one meter kilopond (expressed as: 1 m-kg - 1kpm)

FROM IN-LB TO IN-OZ

In Lb	0	1	2	3	4	5	6	7	8	9
	in-oz	in-oz	in-oz	in-oz	in-oz	in-oz	in-oz	in-oz	in-oz	in-oz
0	0	16	32	48	64	80	96	112	128	144
10	160	176	192	208	224	240	256	272	288	304
20	320	336	352	368	384	400	416	432	448	464
30	480	496	512	528	544	560	576	592	608	624
40	640	656	672	688	704	720	736	752	768	784
50	800	816	832	848	864	880	896	912	928	944
60	960	976	992	1008	1024	1040	1056	1072	1088	1104
70	1120	1136	1152	1168	1184	1200	1216	1232	1248	1264
80	1280	1296	1312	1328	1344	1360	1376	1392	1408	1424
90	1440	1456	1472	1488	1504	1520	1536	1552	1568	1584
100	1600									

$in-lb \times 16 = in-oz$

FROM FT-LB TO IN-LB

Ft Lb	0	1	2	3	4	5	6	7	8	9
	in-lb	in-lb	in-lb	in-lb	in-lb	in-lb	in-lb	in-lb	in-lb	in-lb
0	0	12	24	36	48	60	72	84	96	108
10	120	132	144	156	168	180	192	204	216	228
20	240	252	264	276	288	300	312	324	336	348
30	360	372	384	396	408	420	432	444	456	468
40	480	492	504	516	528	540	552	564	576	588
50	600	612	624	636	648	660	672	684	696	708
60	720	732	744	756	768	780	792	804	816	828
70	840	852	864	876	888	900	912	924	936	948
80	960	972	984	996	1008	1020	1032	1044	1056	1068
90	1080	1092	1104	1116	1128	1140	1152	1164	1176	1188
100	1200									

$ft-lb \times 12 = in-lb$

FROM IN-LB TO CM-KG

In Lb	0	1	2	3	4	5	6	7	8	9
	cm-kg	cm-kg	cm-kg	cm-kg	cm-kg	cm-kg	cm-kg	cm-kg	cm-kg	cm-kg
0	0	1.15	2.30	3.45	4.60	5.76	6.91	8.06	9.21	10.36
10	11.52	12.67	13.83	14.97	16.13	17.28	18.43	19.59	20.74	21.89
20	23.04	24.19	25.35	26.49	27.65	28.80	29.96	31.07	32.26	33.41
30	34.56	35.71	36.87	38.02	39.17	40.32	41.47	42.62	43.77	44.93
40	46.09	47.23	48.39	49.54	50.69	51.85	52.99	54.14	55.29	56.45
50	57.61	58.75	59.90	61.06	62.21	63.37	64.51	65.66	66.81	67.96
60	69.13	70.27	71.42	72.57	73.73	74.89	76.03	77.18	78.33	79.49
70	80.65	81.79	82.94	84.05	85.21	86.41	87.58	88.75	89.91	91.00
80	92.17	93.32	94.49	95.66	96.83	97.93	99.08	100.20	101.40	102.60
90	103.70	104.90	106.10	107.20	108.30	109.50	110.70	111.80	112.90	114.10
100	115.20									

$in-lb \times 1.152 = cm-kg$

FROM FT-LB TO M-KG

Ft Lb	0	1	2	3	4	5	6	7	8	9
	m-kg	m-kg	m-kg	m-kg	m-kg	m-kg	m-kg	m-kg	m-kg	m-kg
0	0	0.138	0.277	0.415	0.553	0.691	0.830	0.968	1.106	1.245
10	1.383	1.521	1.660	1.798	1.936	2.074	2.212	2.351	2.489	2.628
20	2.766	2.904	3.043	3.181	3.319	3.457	3.596	3.734	3.872	4.011
30	4.149	4.287	4.426	4.564	4.702	4.840	4.979	5.117	5.255	5.394
40	5.532	5.670	5.809	5.947	6.085	6.223	6.362	6.500	6.638	6.777
50	6.915	7.053	7.191	7.330	7.468	7.606	7.745	7.883	8.021	8.159
60	8.298	8.436	8.574	8.713	8.851	8.989	9.128	9.266	9.404	9.543
70	9.681	9.819	9.957	10.09	10.23	10.37	10.51	10.65	10.79	10.92
80	11.06	11.20	11.34	11.48	11.62	11.75	11.89	12.03	12.17	12.31
90	12.45	12.59	12.73	12.86	13.00	13.14	13.28	13.42	13.55	13.69
100	13.83									

$ft-lb \times .1383 = m-kg$

FROM IN-OZ TO IN-LB

In Oz	0	1	2	3	4	5	6	7	8	9
	in-lb	in-lb	in-lb	in-lb	in-lb	in-lb	in-lb	in-lb	in-lb	in-lb
0	0	0.063	0.125	0.188	0.250	0.313	0.375	0.438	0.500	0.563
10	0.625	0.688	0.750	0.813	0.875	0.938	1.000	1.063	1.125	1.188
20	1.250	1.313	1.375	1.438	1.500	1.563	1.625	1.688	1.750	1.813
30	1.875	1.938	2.000	2.063	2.125	2.188	2.250	2.313	2.375	2.438
40	2.500	2.563	2.625	2.688	2.750	2.813	2.875	2.938	3.000	3.063
50	3.125	3.188	3.250	3.313	3.375	3.438	3.500	3.563	3.625	3.688
60	3.750	3.813	3.875	3.938	4.000	4.063	4.125	4.188	4.250	4.313
70	4.375	4.438	4.500	4.563	4.625	4.688	4.750	4.813	4.875	4.938
80	5.000	5.063	5.125	5.188	5.250	5.313	5.375	5.438	5.500	5.563
90	5.625	5.688	5.750	5.813	5.875	5.938	6.000	6.063	6.125	6.188
100	6.250									

$in-oz \div 16 = in-lb$

FROM IN-LB TO FT-LB

In Lb	0	1	2	3	4	5	6	7	8	9
	ft-lb	ft-lb	ft-lb	ft-lb	ft-lb	ft-lb	ft-lb	ft-lb	ft-lb	ft-lb
0	0	0.083	0.167	0.250	0.333	0.417	0.500	0.583	0.667	0.750
10	0.833	0.917	1.000	1.083	1.167	1.250	1.333	1.417	1.500	1.583
20	1.667	1.750	1.833	1.917	2.000	2.083	2.167	2.250	2.333	2.417
30	2.500	2.583	2.667	2.750	2.833	2.917	3.000	3.083	3.167	3.250
40	3.333	3.417	3.500	3.583	3.667	3.750	3.833	3.917	4.000	4.083
50	4.167	4.250	4.333	4.417	4.500	4.583	4.667	4.750	4.833	4.917
60	5.000	5.083	5.167	5.250	5.333	5.417	5.500	5.583	5.667	5.750
70	5.833	5.917	6.000	6.083	6.167	6.250	6.333	6.417	6.500	6.583
80	6.667	6.750	6.833	6.917	7.000	7.083	7.167	7.250	7.333	7.417
90	7.500	7.583	7.667	7.750	7.833	7.917	8.000	8.083	8.167	8.250
100	8.333									

$in-lb \div 12 = ft-lb$

FROM CM-KG TO IN-LB

Cm Kg	.00	.01	.02	.03	.04	.05	.06	.07	.08	.09
	ft-lb	ft-lb	ft-lb	ft-lb	ft-lb	ft-lb	ft-lb	ft-lb	ft-lb	ft-lb
0	0	.868	1.735	2.603	3.471	4.339	5.206	6.074	6.942	7.809
10	8.677	9.545	10.412	11.280	12.148	13.016	13.883	14.751	15.619	16.486
20	17.354	18.222	19.089	19.957	20.825	21.693	22.560	23.428	24.296	25.163
30	26.031	26.899	27.766	28.634	29.502	30.370	31.237	32.105	32.973	33.840
40	34.708	35.576	36.443	37.311	38.179	39.047	39.914	40.782	41.650	42.517
50	43.385	44.253	45.120	45.988	46.856	47.724	48.591	49.459	50.327	51.194
60	52.062	52.930	53.797	54.665	55.533	56.401	57.268	58.136	59.004	59.871
70	60.739	61.607	62.474	63.342	64.210	65.078	65.945	66.813	67.681	68.548
80	69.416	70.284	71.151	72.019	72.887	73.754	74.622	75.490	76.358	77.225
90	78.093	78.961	79.828	80.696	81.564	82.432	83.299	84.167	85.035	85.902
100	86.770									

$cm-kg \times .8677 = in-lb$

FROM M-KG TO FT-LB

M Kg	0	1	2	3	4	5	6	7	8	9
	ft-lb	ft-lb	ft-lb	ft-lb	ft-lb	ft-lb	ft-lb	ft-lb	ft-lb	ft-lb
0	0	7.23	14.47	21.70	28.93	36.17	43.40	50.63	57.86	65.10
10	72.40	79.6	86.8	94.0	101.3	108.5	115.7	123.0	130.2	137.4
20	144.70	151.9	159.1	166.4	173.6	180.8	188.1	195.3	202.5	209.8
30	217.0	224.2	231.5	238.7	245.9	253.2	260.4	267.6	274.9	282.1
40	289.3	296.6	303.9	311.0	318.3	325.5	332.7	340.0	347.2	354.4
50	361.7	368.9	376.1	383.3	390.6	397.8	405.0	412.3	419.5	426.7
60	434.0	441.2	448.4	455.7	462.9	470.1	477.3	484.6	491.8	499.1
70	506.3	513.5	520.8	528.0	535.2	542.5	549.7	556.9	564.2	571.4
80	578.6	585.9	593.1	600.3	607.6	614.8	622.0	629.3	636.5	643.7
90	651.0	658.2	665.4	672.7	679.9	687.1	694.4	701.6	708.8	716.1
100	723.3									

$m-kg \times 7.233 = ft-lb$

AIR TOOLS

Grinder

Medium Die Grinder398
Mini Die Grinder398

Impact Wrench

Large Drive Impact Pistol Wrenches395
Large Drive Inline Impact Wrenches394
Mini Impact Wrenches393
Titanium Series Air Impact Wrenches392
Titanium Series Angle Impact Wrenches396

Ratchet

Titanium Series Sealed Head Air Ratchets397
--	------

AWLS

STANLEY® Wood Handle Scratch Awl866
--	------

BAR SETS

Pry Bar

3 Piece Pivot Head Pry Bar Set734
3 Piece Rolling Head Pry Bar Set735
4 Piece Large Handle Pry Bar Set736
4 Piece Pry & Rolling Head Bars Set735

Tether-Ready

4 Piece Large Handle Pry Bar Set	55
4 Piece Pry & Rolling Head Bars Set	55

BARs

Demolition

Rolling Head Bars735
STANLEY® Claw Bar849
STANLEY® FATMAX® Fubar® Functional Utility Bar847
STANLEY® FATMAX® Fubar® III847
STANLEY® FATMAX® Wrecking Bars848
STANLEY® Forged Hexagonal Steel Ripping Bar849
STANLEY® Fubar® Forcible Entry Tool847

Pry Bar

Aligning Pry Bars736
Pivot Head Pry Bars734
Pry Bars736
STANLEY® Super Wonder Bar® Pry Bar848
STANLEY® Wonder Bar® Pry Bars848
STANLEY® Wonder Bar® X21™ Pry Bar848

Puller

STANLEY® Nail Puller849
STANLEY® Panel Lifter849

Tether-Ready

STANLEY® Wrecking Bars	64
----------------------------------	----

BIT SOCKET SETS

1/4" Drive

1/4" Drive 11 Piece Advanced Hex Bit Socket Set312
1/4" Drive 8 Piece Metric Advanced Hex Bit Socket Set312

3/8" Drive

3/8" Drive 7 Piece Advanced Hex Bit Socket Set330
3/8" Drive 7 Piece Metric Advanced Hex Bit Socket Set330
3/8" Drive 7 Piece Torx® Bit Socket Set647

1/2" Drive

1/2" Drive 8 Piece Advanced Hex Bit Socket Set347
1/2" Drive 8 Piece Metric Advanced Hex Bit Socket Set347

BIT SOCKETS

1/4" Drive

1/4" Drive Advanced Hex Bit Sockets360
1/4" Drive Ball End Hex Bit Sockets359
1/4" Drive Bit Sockets359
1/4" Drive Hex Bit Sockets359

3/8" Drive

3/8" Drive Advanced Hex Bit Sockets371
3/8" Drive Bit Sockets369
3/8" Drive Hex Bit Sockets370



1/2" Drive

1/2" Drive Advanced Hex Bit Sockets379
1/2" Drive Hex Bit Sockets378
1/2" Drive Screwdriver Bit Sockets378

Insulated

Facom® 1/4" Drive Metric Insulated Hex Bit Sockets386
Facom® 3/8" Drive Metric Insulated Hex Bit Sockets387
Facom® 1/2" Drive Metric Insulated Hex Bit Sockets388

Tether-Ready

3/8" Drive Hex Bit Sockets	34
1/2" Drive Hex Bit Sockets	39

BOBS

STANLEY® Brass Plumb Bob814
------------------------------------	------

BOLTS

Forged Eye Bolts705
----------------------------	------

CHISEL SETS

Metal

5 Piece Cold Chisel Set723
5 Piece Super-Duty Chisels Set724
7 Piece Cold Chisel Set723

Tether-Ready

5 Piece Cold Chisel Set	54
-----------------------------------	----

Wood

STANLEY® 3 Piece 150 Series Short Blade Wood Chisel Set852
STANLEY® 3 Piece Bi-Material Short Blade Wood Chisel Set852
STANLEY® 5 Piece Bailey® Chisel Set851
STANLEY® FATMAX® 3 Piece Short Blade Wood Chisel Set851
STANLEY® FATMAX® 6 Piece Short Blade Wood Chisel Set851

CHISELS

Holder

Punch & Chisel Holder725
---------------------------------	------

Metal

Cape Chisels725
Cold Chisels724
Diamond Point Chisels725
Super-Duty Cold Chisels725

Wood

STANLEY® Bi-Material Short Blade Wood Chisels852
STANLEY® FATMAX® Short Blade Wood Chisels850

CLAMPS

C-Clamp Forcing Screws704
C-Clamps - Extra Heavy Service Full Length Screw704
C-Clamps - Standard Service Deep Throat Full Length Screw703
C-Clamps - Standard Service Deep Throat Spatter Resistant Full Length Screw703
C-Clamps - Standard Service Extra Deep Throat Spatter Resistant Full Length Screw	703

ENGINE TOOLS

Brake and Wheel

1/2" Drive 4 Piece American Car Wheel Torque Kit790
1/2" Drive 5 Piece Wheel Torque Extension Kit790
1/2" Drive 9 Piece Wheel Torque Master Kit789
6 Piece Universal Disc Brake Caliper Set.790

Cooling

21 Piece Master Disconnect Set785
23 Piece Complete Auto Cooling System Tester784
4 Piece Quick Disconnect Tool Kit784
6 Piece Angled Disconnect Set785
6 Piece Large Truck Cooling System Adapter Set784
Antifreeze Tester783
Ratchet Pump785

Cover

Fender Cover - Heavyweight789
Fender Cover - Lightweight789

Diagnostics

Stethoscope777
-----------------------	------

Electrical

12 Piece Terminal Tool Kit787
12V/24V Fleet Charger786
6 Piece Battery Kit787
6V/12V/24V Fleet Charger786
900 Peak Amp Ultra-Portable Jump Starter786
Battery Post & Terminal Cleaner787
Battery Terminal Spreader & Reamer787

Engine

Bearing Packer789
Camshaft Bearing Tool774
Master Serpentine Belt Tool775

Fuel

13 Piece Ignition Set778
51 Piece Fuel Injection Test Kit774
9 Piece Ignition Set778
Compression Gauge Parts775
Compression Testers775
Ignition Point File779

Oil

8 Gallon Oil Lift Drain782
Spill-Free Funnel782

Seating

Heavy-Duty Shop Stool788
Heavy-Duty Tool Trolley788
Spider Creeper788

GAUGE SETS**Feeler**

10 Blade Ignition Feeler Gauge Set796
11 Blade Bent Feeler Gauge Set795
12 Blade Long Feeler Gauge Set795
15 Blade Metric Feeler Gauge Set794
16 Blade Overhead Valve Feeler Gauge Set796
22 Blade Step Cut Feeler Gauge Set794
25 Blade Long Feeler Gauge Set795
25 Blade Master Feeler Gauge Set794
25 Blade Metric Feeler Gauge Set794
6 Blade Non-Magnetic Feeler Gauge Set795
9 Blade Standard Feeler Gauge Set794

Parts

Long Blade Feeler Gauges796
Short Blade Feeler Gauges796
Short Blade Holder796

Spark Plug

High Energy Spark Plug Gap Gauge Set797
Spark Plug Gap Gauge Set797

GLOVES

Facom® Safety Gloves116
--------------------------------	------

GLUE GUNS**Glue Gun**

STANLEY® Mini Hot Melt Glue Gun859
STANLEY® Trigger-Feed DualMelt™ Glue Gun859
STANLEY® Trigger-Feed Hot Melt Glue Gun859

Glue Kit

STANLEY® DualMelt Pro™ Glue Gun Kit858
---	------

Glue Stick

STANLEY® DualMelt™ Glue Mini Sticks860
STANLEY® DualMelt™ Glue Sticks860

GREASE GUNS**Air Gun**

Continuous Shot Air Grease Gun792
Heavy-Duty Single Shot Air Grease Gun65, 792

Hand Gun

Heavy-Duty Pistol Grip Grease Gun793
---	------

Tether-Ready

Heavy-Duty Pistol Grip Grease Gun65
---	-----

HAMMER SETS**Ball Pein**

3 Piece Anti-Vibe® Ball Pein Hammer Set716
4 Piece Anti-Vibe® Ball Pein Hammer Set716



Kitted with Foam

3 Piece Brass Hammer Set259

Sledge

3 Piece Brass Hammer Set719

HAMMERS

Ball Pein

Anti-Vibe® Ball Pein Hammers717

Ball Pein Hammers - Industrial Fiberglass Handle717

Ball Pein Hammers - Industrial Wood Handle717

STANLEY® Hickory Handle Ball Pein Hammers842

STANLEY® Jacketed Graphite Ball Pein Hammer842

Compo-Cast®

Dead Blow Compo-Cast® Combo Face Hammers712

Dual-Face Compo-Cast® Hammers713

STANLEY® Compo-Cast® Ball Pein Hammers842

STANLEY® Compo-Cast® Slimline Soft-Face Hammers . .846

STANLEY® Compo-Cast® Soft-Face Sledge Hammers . . .846

STANLEY® Compo-Cast® Standard Soft-Face Hammers . .845

Cross Pein

Cross Pein Hammers718

Mallet

Dead Blow Hammers718

Rubber Mallet718

STANLEY® Rubber Mallets845

Nailing

STANLEY® Hickory Handle Nailing Hammers841

STANLEY® High-Visibility
One-Piece Steel Nailing Hammers841

Sledge

Brass Hammers719

Hand Drilling Hammers719

Sledge Hammers - Double Faced719

STANLEY® FATMAX® Anti-Vibe® Sledge Hammers . . .843

STANLEY® Hickory Handle Sledge Hammers844

Soft Face

Soft Face Hammer - Medium/Hard Tips714

Soft Face Hammer - Medium/Tough Tips714

Soft Face Hammer - Without Tips715

Soft Face Hammer Tips714

STANLEY® Hickory Handle Soft-Face Hammer845

Surface Protective Tips715

Two-Way Hammer718

Specialty

STANLEY® FATMAX® Anti-Vibe® Blacksmith Hammer . . .844

STANLEY® FATMAX® Anti-Vibe® Bricklayer's Hammer . . .844

STANLEY® FATMAX® Anti-Vibe®
Oversized Strike Face Hammers.841

STANLEY® Jacketed Fiberglass Blacksmith Hammer843

STANLEY® Jacketed Fiberglass Engineer Hammer843

Tether-Ready

Anti-Vibe® Steel Ball Pein Hammers53

Brass Hammers53

Dead Blow Compo-Cast® Combo Face Hammers53

HEAT GUNS

Tether-Ready

Dewalt® Heat Gun66

HEX KEY SETS

Folding

6 Piece Folding Hex Key Set.658

6 Piece Metric Long Folding Hex Key Set.659

7 Piece Metric Long Folding Hex Key Set.659

9 Piece Folding Hex Key Set (3-Inches Long)658

9 Piece Folding Hex Key Set (4-Inches Long)658

STANLEY® Folding Hex Key Sets866

Kitted with Foam

17 Piece T-Handle Hex Key Set263

Specialty

10 Piece Torx® Key Set656

13 Piece Round Head Hex Key Set.653

14 Piece Long Hex Key Set654

8 Piece Torx® Folding Key Set659

9 Piece Round Head Hex Key Set - Metric654

Standard

13 Piece Hex Key Set.652

15 Piece Hex Key Set - Metric655

18 Piece Hex Key Set.652

7 Piece Hex Key Set653
7 Piece Hex Key Set - Metric656
9 Piece Hex Key Set - Metric655

T-Handle

11 Piece T-Handle Hex Key Set657
17 Piece T-Handle Hex Key Set263
17 Piece T-Handle Hex Key Set657
6 Piece Metric T-Handle Hex Key Set657

Tether-Ready

11 Piece T-Handle Hex Key Set	60
6 Piece Metric Longfolding Hex Key Set	61
6 Piece Metric T-Handle Hex Key Set	60
9 Piece Folding Hex Key Set	61

HEX KEYS

Insulated

Facom® Insulated Hex Keys662
-------------------------------------	------

Specialty

Long Hex Keys661
Round Head Hex Keys661

Standard

Standard Hex Keys660
-----------------------------	------

T-Handle

T-Handle Hex Keys662
T-Handle Hex Keys - Metric662

Tether-Ready

T-Handle Hex Keys	61
T-Handle Hex Keys Metric	61

IMPACT BIT DRIVERS

3/8" Drive 13 Piece Hand Impact Driver Set	416, 801
--	----------

IMPACT BIT SOCKET SETS

3/8" Drive

3/8" Drive 5 Piece Metric Hex Bit Impact Socket Set415
3/8" Drive 7 Piece Hex Bit Impact Socket Set415

3/8" & 1/2" Drive

3/8" & 1/2" Drive 10 Piece Hex Bit Impact Socket Set415
--	------

1/2" Drive

1/2" Drive 6 Piece Metric Hex Bit Impact Socket Set429
1/2" Drive 7 Piece Hex Bit Impact Socket Set428
1/2" Drive 7 Piece Impact Socket Set - 6 Point425

3/4" Drive

3/4" Drive 5 Piece Impact Hex Bit Socket Set434
--	------

IMPACT BIT SOCKETS

3/8" Drive

3/8" Drive Impact Hex Bit Sockets447
---	------

1/2" Drive

1/2" Drive Impact Hex Bit Sockets458
---	------

3/4" Drive

3/4" Drive Impact Hex Bit Sockets466
---	------

IMPACT SOCKET SETS

1/4" Drive

1/4" Drive 11 Piece Deep Impact Socket Set - 6 Point401
1/4" Drive 11 Piece Impact Socket Set - 6 Point401
1/4" Drive 11 Piece Metric Deep Impact Socket Set - 6 Point401
1/4" Drive 13 Piece Impact Socket Set - 6 Point401
1/4" Drive 6 Piece Impact Socket Set - 6 Point402
1/4" Drive 7 Piece Impact Socket Set - 6 Point402
1/4" Drive 7 Piece Torx® Impact Socket Set403
1/4" Drive 9 Piece Metric Universal Impact Socket Set - 12 Point402

1/4" & 3/8" Drive

1/4" & 3/8" Drive 10 Piece Torx® Impact Socket Set403
--	------

3/8" Drive

3/8" Drive 10 Piece Deep Metric Universal Impact Socket Set - 6 Point413
3/8" Drive 10 Piece Metric Universal Impact Socket Set - 12 Point413
3/8" Drive 10 Piece Metric Universal Impact Socket Set - 6 Point413



3/8" Drive 11 Piece Metric Deep Impact Socket Set - 6 Point410
3/8" Drive 11 Piece Metric Impact Socket Set - 6 Point410
3/8" Drive 12 Piece Metric Thin Wall Deep Impact Socket Set - 6 Point412
3/8" Drive 15 Piece Deep Impact Socket Set - 6 Point409
3/8" Drive 15 Piece Impact Socket Set - 6 Point409
3/8" Drive 18 Piece Impact Socket Set - 6 Point407
3/8" Drive 19 Piece Metric Deep Impact Socket Set - 6 Point408
3/8" Drive 19 Piece Metric Impact Socket Set - 6 Point408
3/8" Drive 20 Piece Impact Socket Set - 6 Point407
3/8" Drive 25 Piece Deep Impact Socket Set - 6 Point406
3/8" Drive 25 Piece Impact Socket Set - 6 Point406
3/8" Drive 5 Piece Universal Impact Socket Set - 6 Point414
3/8" Drive 7 Piece Torx® Impact Socket Set412
3/8" Drive 7 Piece Universal Impact Socket Set - 6 Point414
3/8" Drive 9 Piece Deep Impact Socket Set - 6 Point411
3/8" Drive 9 Piece Impact Socket Set - 6 Point411
3/8" Drive 9 Piece Thin Wall Deep Impact Socket Set - 6 Point412

3/8" & 1/2" Drive

3/8" & 1/2" Drive 86 Piece Impact Socket Set - 6 Point404
--	------

1/2" Drive

1/2" Drive 10 Piece Deep Impact Socket Set - 6 Point423
1/2" Drive 10 Piece Metric Deep Impact Socket Set - 6 Point424
1/2" Drive 10 Piece Metric Impact Socket Set - 6 Point424
1/2" Drive 11 Piece Deep Impact Socket Set - 6 Point423
1/2" Drive 11 Piece Impact Socket Set - 6 Point423
1/2" Drive 12 Piece Impact Socket Set - 6 Point422
1/2" Drive 13 Piece Universal Impact Socket Set - 6 Point427
1/2" Drive 15 Piece Deep Impact Socket Set - 6 Point421
1/2" Drive 15 Piece Deep Impact Thin Wall Socket Set - 6 Point426
1/2" Drive 15 Piece Impact Socket Set - 6 Point420
1/2" Drive 15 Piece Metric Deep Impact Socket Set - 6 Point422
1/2" Drive 15 Piece Metric Deep Impact Thin Wall Socket Set - 6 Point426
1/2" Drive 15 Piece Metric Impact Socket Set - 6 Point421
1/2" Drive 18 Piece Metric Deep Impact Socket Set - 6 Point420

1/2" Drive 19 Piece Deep Impact Socket Set - 6 Point419
1/2" Drive 19 Piece Impact Socket Set - 6 Point419
1/2" Drive 25 Piece Metric Deep Impact Socket Set - 6 Point418
1/2" Drive 25 Piece Metric Impact Socket Set - 6 Point418
1/2" Drive 3 Piece Locking Impact Extension Set429
1/2" Drive 30 Piece Deep & Standard Metric Impact Socket Set - 6 Point417
1/2" Drive 30 Piece Deep Fractional & Standard Metric Impact Socket Set - 6 Point417
1/2" Drive 4 Piece Impact Extension Set429
1/2" Drive 5 Piece Metric Deep Impact Socket Set - 6 Point425
1/2" Drive 7 Piece Deep Universal Metric Impact Socket Set - 6 Point428
1/2" Drive 7 Piece Universal Impact Socket Set - 6 Point427
1/2" Drive 7 Piece Universal Metric Impact Socket Set - 6 Point427
1/2" Drive 8 Piece Deep Impact Socket Set - 6 Point425
1/2" Drive 8 Piece Deep Universal Impact Socket Set - 6 Point428

3/4" Drive

3/4" Drive 10 Piece Impact Socket Set - 6 Point431
3/4" Drive 10 Piece Metric Deep Impact Socket Set - 6 Point432
3/4" Drive 12 Piece Metric Impact Socket Set - 6 Point431
3/4" Drive 13 Piece Impact Socket Set - 12 Point434
3/4" Drive 15 Piece Deep Metric Impact Socket Set - 12 Point434
3/4" Drive 15 Piece Impact Socket Set - 6 Point431
3/4" Drive 20 Piece Impact Socket Set - 6 Point430
3/4" Drive 21 Piece Metric Impact Socket Set - 6 Point430
3/4" Drive 26 Piece Metric Impact Socket Set - 12 Point433
3/4" Drive 7 Piece Deep Metric Impact Socket Set - 6 Point433
3/4" Drive 8 Piece Impact Socket Sets - 6 Point432

1" Drive

1" Drive 11 Piece Deep Impact Socket Set - 6 Point437
1" Drive 15 Piece Deep Impact Socket Set - 6 Point437
1" Drive 16 Piece Impact Socket Set - 6 Point437
1" Drive 19 Piece Impact Socket Set - 12 Point435
1" Drive 21 Piece Deep Impact Socket Set - 6 Point436
1" Drive 21 Piece Impact Socket Set - 6 Point436

1" Drive 37 Piece Impact Socket Set - 6 Point435
1" Drive 6 Piece Impact Socket Set - 6 Point439
1" Drive 7 Piece Impact Socket Set - 4 Point439
1" Drive 8 Piece Impact Socket Sets - 6 Point438
1" Drive 8 Piece Metric Deep Impact Socket Set - 6 Point439
1" Drive 9 Piece Impact Socket Set - 6 Point438

Kitted with Foam

1/2" Drive 15 Piece Deep Impact Socket Set - Black Oxide - 6 Point252
1/2" Drive 19 Piece Deep Impact Socket Set - Black Oxide - 6 Point252
1/2" Drive 19 Piece Impact Socket Set - Black Oxide - 6 Point252

IMPACT SOCKETS

1/4" Drive

1/4" Drive Deep Impact Sockets - 6 Point441
1/4" Drive Impact Sockets - 6 Point440
1/4" Drive Impact Universal Joint442
1/4" Drive Torx® Impact Sockets.442
1/4" Drive Universal Impact Sockets - 12 Point.442

3/8" Drive

3/8" Drive Deep Impact Sockets - 6 Point445
3/8" Drive Deep Thin Wall Impact Sockets - 6 Point.446
3/8" Drive Hand Impact Driver450
3/8" Drive Impact Adapters449
3/8" Drive Impact Extensions450
3/8" Drive Impact Locking Extensions450
3/8" Drive Impact Sockets - 6 Point443
3/8" Drive Impact Sockets - 8 Point444
3/8" Drive Impact Universal Joint449
3/8" Drive Impact Universal Sockets - 6 & 12 Point.448
3/8" Drive Metric Deep Universal Impact Sockets - 6 Point449
3/8" Drive Retaining Rings450
3/8" Drive Torx® Impact Sockets.447

1/2" Drive

1/2" Drive Adapters458
1/2" Drive Deep Impact Sockets453
1/2" Drive Deep Impact Sockets - 8 Point455
1/2" Drive Deep Thin Wall Impact Sockets - 6 Point.454

1/2" Drive Deep Universal Impact Sockets - 6 Point.457
1/2" Drive Impact Extensions459
1/2" Drive Impact Sockets451
1/2" Drive Impact Sockets - 8 Point452
1/2" Drive Impact Universal Joint457
1/2" Drive Locking Extensions459
1/2" Drive Retaining Rings459
1/2" Drive Torx® Impact Sockets.458
1/2" Drive Universal Impact Sockets - 6 Point456

3/4" Drive

3/4" Drive Adapters466
3/4" Drive Budd Wheel Deep Socket465
3/4" Drive Deep Impact Sockets463
3/4" Drive Deep Impact Sockets - 4 Point464
3/4" Drive Deep Thin Wall Impact Sockets - 6 Point.464
3/4" Drive Impact Extensions466
3/4" Drive Impact Socket O-Ring467
3/4" Drive Impact Socket Retaining Pin467
3/4" Drive Impact Sockets460
3/4" Drive Impact Sockets - 4 Point462
3/4" Drive Impact Sockets - 8 Point462
3/4" Drive Impact Universal Joint465
3/4" Drive Metric Impact Sockets461
3/4" Drive Retaining Rings467

1" Drive

1" Drive Budd Wheel Deep Impact Socket - 6 Point.474
1" Drive Deep Impact Sockets - 6 Point472
1" Drive Impact Adapter - Male Spline473
1" Drive Impact Adapters473
1" Drive Impact Extensions474
1" Drive Impact Sockets468
1" Drive Impact Sockets - 4 Point470
1" Drive Impact Sockets - 8 Point470
1" Drive Impact Universal Joint474
1" Drive O-Rings475
1" Drive Retaining Pins475
1" Drive Retaining Rings475

1-1/2" Drive

1 - 1/2" Drive Deep Impact Sockets - 6 Point.478
1 - 1/2" Drive Impact Adapter - Male Spline480
1 - 1/2" Drive Impact Adapters480



1 - 1/2" Drive Impact Extensions480
1 - 1/2" Drive Impact Sockets - 6 Point476
1 - 1/2" Drive Impact Universal Joint481
1 - 1/2" Drive Retaining Rings481

2-1/2" Drive

2 - 1/2" Drive Impact Sockets - 6 Point482
2 - 1/2" Drive Retaining Pin483

#5 Spline Drive

#5 Spline Drive Impact Adapters - Male Square483
#5 Spline Drive Impact Sockets - 6 Point.484

Adapter

Locking Adapter (Male To Male)487
--	------

Budd

Budd Wheel Deep Length Impact Sockets776
---	------

Extensions

3/8" Drive 3 Piece Impact Extension Set416
3/8" Drive 3 Piece Impact Locking Extension Set416

Magnetic

1/4" Drive High Strength Magnetic Impact Sockets - 6 Point485
1/4" Drive High Strength Magnetic Power Sockets - 6 Point487
3/8" Drive High Strength Magnetic Impact Sockets - 6 Point486
3/8" Drive High Strength Magnetic Power Sockets - 6 Point488
1/2" Drive High Strength Magnetic Impact Sockets - 6 Point486
1/2" Drive High Strength Magnetic Power Sockets - 6 Point488

Specialty

1/2" Drive Power Socket - 6 Point488
Cotton Picker Socket488

INSERT BIT DRIVERS

10-In-1 Quick Change Bit Driver639
11-In-1 Quick Change Bit Driver639
5-In-1 Quick Change Bit Driver639

INSERT BIT SETS

1/4" Drive

1/4" Drive 11 Piece Hex Bit Set311
1/4" Drive 6 Piece Metric Hex Bit Set312
1/4" Drive 6 Piece Torx® Bit Set311
10 Piece Insert Bit Set with Storage Box.646
91 Piece Multi-Bit Set644

1/4" & 3/8" Drive

1/4" & 3/8" Drive 10 Piece Torx® Bit Set.303
1/4" & 3/8" Drive 12 Piece Hex Bit Set303
1/4" & 3/8" Drive 37 Piece Bit Set.301
1/4" & 3/8" Drive 11 Piece Torx® Bit Set.646

3/8" Drive

3/8" Drive 13 Piece Hex Bit Set328
3/8" Drive 6 Piece Metric Extra-Long Hex Bit Set.328
3/8" Drive 6 Piece Torx® Bit Set327
3/8" Drive 7 Piece Ball Style Extra-Long Hex Bit Set328
3/8" Drive 7 Piece Extra-Long Hex Bit Set328
3/8" Drive 7 Piece Metric Hex Bit Set329
3/8" Drive 7 Piece Short Hex Bit Sets329
3/8" Drive 8 Piece Torx® Bit Set327

3/8" & 1/2" Drive

3/8" & 1/2" Drive 10 Piece Hex Bit Sets332
---	------

1/2" Drive

1/2" Drive 10 Piece Metric Hex Bit Set346
1/2" Drive 6 Piece Extra-Long Hex Bit Set346
1/2" Drive 6 Piece Metric Hex Bit Set346
1/2" Drive 7 Piece Hex Bit Set346

Insert/Power

38 Piece Insert/Power Bit Set.643
--	------

Screwdriver

11 Piece Magnetic Ratcheting Screwdriver Bit Set641
28 Piece Magnetic Screwdriver Bit Set640
5 Piece Magnetic Ratcheting Screwdriver Bit Set.641

INSERT BITS

Accessory

914 Holders650
Extensions - 7/16" Hex Shank650
Locking Adapter (Male To Male)650
Power Bit Holders650
Square Extensions650

Holder

Magnetic Bit Holders642
--------------------------------	------

Phillips

Phillips ACR® Insert Bits647
Phillips Insert Bits647
Phillips Power Tool Insert Bits648

Slotted

Slotted Insert Bits648
-------------------------------	------

Square

Square Insert Bits649
------------------------------	------

Torx®

Torx® Insert Bits648
Torx® Power Tool Insert Bit649
Torx® Tamper-Proof Insert Bits649

KITTED/FOAMED SETS

DIY Kit

Do-It-Yourself Foam Kits104
------------------------------------	------

Kitted Foam Master Set

497 Piece Foamed Master Technician Maintenance Set246
613 Piece Foamed Master Technician Maintenance Set247
1046 Piece Foamed Master Technician Maintenance Set248
1258 Piece Foamed Master Technician Maintenance Set249

Kitted Hammer Set

3 Piece Brass Hammer Set259
------------------------------------	------

Kitted Hex Key Set

17 Piece T-Handle Hex Key Set263
---	------

Kitted Impact Socket Set

1/2" Drive 15 Piece Deep Impact Socket Set - Black Oxide - 6 Point252
1/2" Drive 19 Piece Deep Impact Socket Set - Black Oxide - 6 Point252
1/2" Drive 19 Piece Impact Socket Set - Black Oxide - 6 Point252

Kitted Nut Driver Set

19 Piece Nut Driver Set262
-----------------------------------	------

Kitted Plier Set

6 Piece Cutting Pliers Set255
12 Piece Retaining Ring Pliers Set261

Kitted Punch and Chisel Set

12 Piece Punch & Chisel Set253
26 Piece Punch & Chisel Set259

Kitted Screwdriver Set

19 Piece Screwdriver Set262
------------------------------------	------

Kitted Socket Set

1/4" Drive 11 Piece Drive Tools & Accessories Set with Precision 90 Ratchet- Full Polish253
1/4" Drive 25 Piece Combination Socket Set with Classic Pear Head Ratchet - Full Polish - 6 Point253
3/8" Drive 16 Piece Drive Tools & Accessories Set with Precision 90 Ratchet - Full Polish255
3/8" Drive 22 Piece Socket Set with Classic Pear Head Ratchet - Full Polish - 12 Point256
3/8" Drive 22 Piece Socket Set with Classic Pear Head Ratchet - Full Polish - 6 Point255
3/8" Drive 22 Piece Socket Set with Precision 90 Pear Head Ratchet - Full Polish - 12 Point256
3/8" Drive 22 Piece Socket Set with Precision 90 Pear Head Ratchet - Full Polish - 6 Point256
3/8" Drive 29 Piece Socket Set with Classic Pear Head Ratchet - Full Polish - 12 Point257
1/2" Drive 15 Piece Drive Tools & Accessories Set with Precision 90 Ratchet - Full Polish262
1/2" Drive 18 Piece Socket Set with Classic Pear Head Ratchet - Full Polish - 12 Point257
1/2" Drive 18 Piece Socket Set with Classic Pear Head Ratchet - Full Polish - 6 Point257
1/2" Drive 30 Piece Socket Set with Classic Pear Head Ratchet - Full Polish - 12 Point258
1/2" Drive 30 Piece Socket Set with Precision 90 Pear Head Ratchet - Full Polish - 12 Point259



1/2" Drive 30 Piece Socket Set with Premium Pear Head Ratchet - Full Polish - 12 Point258
1/2" Drive 65 Piece Combination Socket Set - Full Polish - 8 & 12 Point264

Kitted Storage

STANLEY® FATMAX® Structural Foam Tool Boxes895
Structural Foam Boxes111

Kitted Wrench Set

3 Piece Adjustable Wrench Set - Satin254
9 Piece Non-Reversible Ratcheting Combination Wrench Set - Black Chrome - Spline252
9 Piece Reversible Ratcheting Combination Wrench Set - Black Chrome - Spline254
13 Piece Reversible Ratcheting Combination Wrench Set - Black Chrome - Spline254
14 Piece Combination Wrench Set - Black Oxide - 12 Point260
15 Piece Combination Wrench Set - Satin - 12 Point260
15 Piece Combination Wrench Sets - Full Polish - 12 Point260
18 Piece Metric Combination ASD Wrench Set - Satin - 12 Point261
20 Piece Reversible Ratcheting Combination Wrench Set - Black Chrome - Spline263
22 Piece Reversible Ratcheting Combination Wrench Set - Black Chrome - Spline263
30 Piece 3/8" & 1/2" Drive Crowfoot Wrench Set.261

KNIFE BLADES

File

STANLEY® Chainsaw Files873
-----------------------------------	------

Specialty

STANLEY® Blade Disposal Containers833
STANLEY® Large Hook Blades832
STANLEY® Quick-Point™ Snap-Off Blades832
STANLEY® Regular Hook Blades832
STANLEY® Sheepfoot Blade832
STANLEY® Single-Edge Razor Blades.833

Utility

STANLEY® 1991® Extra Heavy-Duty Utility Blades831
STANLEY® 1991® Regular-Duty Utility Blade831
STANLEY® 1992® Heavy-Duty Utility Blades831
STANLEY® Drywall ASB Utility Blade830

STANLEY® FATMAX® Carbide Heavy-Duty Utility Blades830
STANLEY® FATMAX® Utility Blades830
STANLEY® Round-Point Utility Blades831
STANLEY® Utility Blade833

KNIVES

Folding

STANLEY® FATMAX® Fixed Blade Folding Knife825
STANLEY® Folding Knife826
STANLEY® Folding Pocket Knife826
STANLEY® Folding Pocket Safety Knife827
STANLEY® Retractable Folding Pocket Knife826

Insulated

Facom® Insulated VSE Knife702
--------------------------------------	------

Safety

STANLEY® FATMAX® Safety Knife827
STANLEY® Safety Knife827

Snap-Off

STANLEY® FATMAX® Snap-Off Knives828
STANLEY® Quick-Point™ Snap-Off Knives829
STANLEY® Quick-Point™ Standard Snap-Off Knife829

Specialty

Electrician's Knife with Stripping Blade708
Lockback Knives708
Pruning Knife.708
STANLEY® 12-In-1 Multi-Tool with Holster828
STANLEY® All-Metal Retractable Blade Knives822
STANLEY® FATMAX® Exo-Change™ Knives820
STANLEY® FATMAX® Retractable Twin Blade Knife821
STANLEY® Linoleum Flooring Knife825
STANLEY® Retractable Blade Carpet Knife823

Tether-Ready

STANLEY® Self-Retracting Safety Blade Utility Knife.	66
--	----

Utility

STANLEY® 299® Fixed Blade Utility Knife.824
STANLEY® Classic 199® Fixed Blade Utility Knife - Zinc Body824
STANLEY® Classic 99® Retractable Blade Utility Knives823
STANLEY® Compact Fixed Blade Folding Utility Knife826
STANLEY® Dynagrip® Retractable Blade Utility Knife823

STANLEY® Ergonomic All-Metal Retractable Blade Utility Knife822
STANLEY® FATMAX® Fixed Blade Utility Knife824
STANLEY® FATMAX® Retractable Utility Knife821
STANLEY® Fixed Blade Folding Utility Knife825
STANLEY® Folding Fixed Blade Utility Knife825
STANLEY® Homeowner's Retractable Blade Utility Knife823
STANLEY® InstantChange™ Retractable Blade Utility Knife821
STANLEY® Quickchange™ Retractable Blade Utility Knife822
STANLEY® QuickSlide™ Utility Knife826
STANLEY® Retractable Utility Knives821
STANLEY® Self-Retracting Safety Blade Utility Knives827
STANLEY® Swivel-Lock® Fixed Blade Utility Knife824
STANLEY® Swivel-Lock® Retractable Blade Utility Knife822

LEVELS

Specialty

STANLEY® Aluminum Top-Read Levels811
STANLEY® Pro I-Beam Levels811

Torpedo

STANLEY® Cast Aluminum Magnetic Torpedo Level811
STANLEY® FATMAX® Magnetic Cast Torpedo Level812
STANLEY® High Impact ABS Magnetic Torpedo Level812
STANLEY® High Impact ABS Torpedo Level812
STANLEY® Shock-Resistant Magnetic Torpedo Level811

LIGHTING

Aluminum LED/UV Dual Light792
STANLEY® Performance Pocket Inspector Flashlight873

MARKERS

STANLEY® Fine Tip Markers814
-------------------------------------	------

MASTER SETS

Add-On Set

111 Piece Metric Add-On Set222
---------------------------------------	------

Advanced Set

194 Piece Master Set185
272 Piece Master Tool Set177
558 Piece Metric Master Set156

Heavy Equipment Set

71 Piece Master Heavy Equipment Set224
99 Piece Metric Heavy Equipment Set226

HVAC Set

35 Piece HVAC Add-On242
70 Piece HVAC Starter Tool Set241
105 Piece HVAC Basic Tool Set239

Intermediate Set

157 Piece Metric Intermediate Set203
179 Piece Intermediate Maintenance Tool Set197
233 Piece Intermediate Maintenance Tool Set194
248 Piece Metric Intermediate Set200
453 Piece Intermediate Tool Set188

Kitted with Foam

497 Piece Foamed Master Technician Maintenance Set246
613 Piece Foamed Master Technician Maintenance Set247
1046 Piece Foamed Master Technician Maintenance Set248
1258 Piece Foamed Master Technician Maintenance Set249

Maintenance Set

271 Piece Advanced Maintenance Tool Set181
334 Piece Master Advanced Maintenance Set173
411 Piece Advanced Maintenance Tool Set168
497 Piece Master Technician Maintenance Tool Set162
613 Piece Master Technician Maintenance Set149
833 Piece Master Technician Maintenance Set140
1046 Piece Master Technician Maintenance Set130
1258 Piece Master Technician Maintenance Set118

Plumber Set

37 Piece Plumber's Tool Set243
---------------------------------------	------

Railroad Set

67 Piece Railroad Carman's Set237
89 Piece Railroad Machinist's Set235



107 Piece Railroad Pipe Fitter's Set233
 141 Piece Railroad Electrician's Set231
 172 Piece Railroad Roadway Mechanic's Set228

Small Tool Set

131 Piece Small Tool Set220

Starter Set

62 Piece Starter Set218
 78 Piece Starter Set216
 98 Piece Starter Maintenance Tool Set214
 126 Piece Starter Maintenance Set212
 148 Piece Starter Maintenance Tool Set209
 164 Piece Starter Set206

MECHANIC'S TOOL SETS

General

1/4" & 3/8" Drive 65 Piece Socket Set
 with Hex Keys - 6 & 12 Point298
 1/2" Drive 27 Piece Tool Set - 12 Point337
 STANLEY® 44 Piece Mixed Tool Set888

Master Mechanic's

STANLEY® 40 Piece 1/4" & 3/8" Drive
 Mechanic's Tool Set888
 STANLEY® 60 Piece 1/4" & 3/8" Drive
 Mechanic's Tool Set888
 STANLEY® 75 Piece 1/4" & 3/8" Drive Master
 Mechanic's Tool Set887
 STANLEY® 75 Piece 1/4" & 3/8" Drive
 Mechanic's Tool Set887

Master Set

14 Piece Tool Set.244

Mechanic's 1/4" & 3/8" Drive

STANLEY® 85 Piece 1/4" & 3/8" Drive
 Mechanic's Tool Set886
 STANLEY® 123 Piece 1/4" & 3/8" Drive
 Mechanic's Tool Set886
 STANLEY® 145 Piece 1/4" & 3/8" Drive
 Mechanic's Tool Set885
 STANLEY® 150 Piece 1/4" & 3/8" Drive
 Mechanic's Tool Set885
 STANLEY® FATMAX® 141 Piece 1/4" & 3/8" Drive
 Matte Black Chrome Mechanic's Tool Set883

Mechanic's 1/4", 3/8" & 1/2" Drive

STANLEY® 170 Piece 1/4", 3/8" & 1/2" Drive
 Mechanic's Tool Set884
 STANLEY® 201 Piece 1/4", 3/8" & 1/2" Drive
 Mechanic's Tool Set884
 STANLEY® FATMAX® 179 Piece 1/4", 3/8" & 1/2" Drive
 Matte Black Chrome Mechanic's Tool Set883
 STANLEY® FATMAX® 229 Piece 1/4", 3/8" & 1/2" Drive
 Matte Black Chrome Mechanic's Tool Set882

MIRRORS

Inspection Mirrors798
 Long Reach Inspection Mirrors798

MULTI-TOOLS

Multi-Purpose Tool - Blunt Nose707
 Multi-Purpose Tool - Needle Nose707

NAILING GUNS

STANLEY® Electric Brad Nailer854
 STANLEY® Electric Stapler Brad Nailer.854
 STANLEY® Heavy-Duty Staple Gun Brad Nailer854

NUT DRIVER SETS

DuraTek™

DuraTek™ 7 Piece Fractional Nut Driver Set632
 DuraTek™ 12 Piece Metric Nut Driver Set632
 DuraTek™ 19 Piece Nut Driver Set.632

Kitted with Foam

19 Piece Nut Driver Set262

Standard

7 Piece Metric Nut Driver Set.636
 7 Piece Nut Driver Set635
 11 Piece Metric Nut Driver Set636
 11 Piece Nut Driver Set635

STANLEY®

STANLEY® Vinyl Grip Nut Driver Sets865

NUT DRIVERS

DuraTek™ Performance Grip Nut Drivers633
Facom® Insulated T-Handle Nut Drivers637
Traditional Nut Drivers637

NUT SETTERS

1/4" Hex Magnetic Nut Setters638
3 Piece Nut Setter Set - 1/4" Hex Shank638

PICK SETS

4 Piece Extra Long Pick Set737
4 Piece Standard Pick Set737

PICKS

Extra Long Picks737
Standard Picks737

PLANES**Bench**

STANLEY® Bailey® Bench Planes868
STANLEY® No. 4 SweetHeart® Smoothing Bench Plane867

Block

STANLEY® Adjustable Block Planes869
STANLEY® Bailey® Block Planes868
STANLEY® RB5™ Plane869
STANLEY® SweetHeart® Block Planes867

Parts

STANLEY® Chisel/Plane Cutter Sharpening System870
STANLEY® Plane Replacement Blades871

Specialty

STANLEY® Bullnose Rabbet Plane870
STANLEY® No. 62 SweetHeart® Low Angle Jack Plane867
STANLEY® No. 92 SweetHeart® Shoulder/Chisel Plane867
STANLEY® Small Trimming Plane869
STANLEY® Spokeshave - Flat Base870

Surform

STANLEY® Surform® Half Round Blade872
STANLEY® Surform® Pocket Plane872
STANLEY® Surform® Replacement Blades872
STANLEY® Surform® Shaver872
STANLEY® Surform® Tool & Blades873

PLIERS SETS**Assorted**

3 Piece Assorted Pliers Set670
3 Piece STANLEY® Bi-Material Pliers Set875
4 Piece Assorted Pliers Set670
4 Piece STANLEY® Bi-Material Pliers Set875
6 Piece Assorted Pliers Set670
STANLEY® 3 Piece Pliers Set876

Cutting

3 Piece Cutting Pliers Set673
6 Piece Cutting Pliers Set673

Groove Joint

2 Piece Power-Track® II Pliers Set669
2 Piece XL Groove Joint Pliers Set666
5 Piece XL Groove Joint Pliers Set666

Insulated

Facom® 3 Piece VE Pliers Set696
--	------

Kitted with Foam

6 Piece Cutting Pliers Set255
12 Piece Retaining Ring Pliers Set261

Locking

3 Piece Lock Joint Pliers Set668
3 Piece Locking Pliers Set681
3 Piece Locking Pliers Set - Nickel Chrome681
4 Piece Locking Hose Clamp Pliers Set782
6 Piece Locking Pliers Welding Set681

Miniature

3 Piece Mini Pliers Set671
4 Piece Miniature Pliers Set679
6 Piece Miniature Pliers Set679

Needle Nose

2 Piece Long Reach Needle-Nose Pliers Set671
---	------



Retaining Rings

4 Piece Convertible Retaining Ring Pliers Set693
12 Piece Convertible Retaining Ring Pliers Set691
18 Piece Retaining Ring Pliers Set with Replaceable Tips692
18 Piece Small Pliers Set with Replaceable Tips693
6 Piece Convertible Push Button Retaining Ring Pliers Set690
6 Piece Convertible Retaining Ring Pliers Set692
9 Piece Convertible Push Button Retaining Ring Pliers Set690

Safety Wire

3 Piece Safety Wire Twister Pliers Set686
--	------

Slip Joint

3 Piece XL Series Slip-Joint Natural Finish Pliers Set667
3 Piece XL Slip-Joint Pliers Set666

PLIERS

Automotive

Adjustable Oil Filter Pliers689, 781
All-Purpose Brake Pliers689
Hose Clamp Pliers783
Lock Ring "Horseshoe" Washer Pliers689
Lock Ring Pliers - Parallel Jaw689
Pinch-Off Pliers688, 783
Rigid-Flexible Hose Clamp Pliers688

Chain

Locking Chain Pipe Cutter684
Locking Chain Pipe Cutter Plus683
Locking Chain Pliers683
Tailpipe & Exhaust Cut-Off Tool777

Cutting

Diagonal Cutting Pliers - Angled Head674
Diagonal Cutting Pliers - Coil Spring674
Diagonal Cutting Pliers Long Reach - Gripping Tip676
Diagonal Cutting Pliers with Grip674
Diagonal Plastic Cutting Pliers675
End-Cutting Pliers - High Leverage676
Heavy-Duty Diagonal Cutting Pliers675
High Leverage Diagonal Cutting Pliers Long Reach - Angled Head675

Iron Worker's Pliers677
STANLEY® Bi-Material Diagonal Cutting Pliers874
STANLEY® Diagonal Cutting Pliers876
STANLEY® FATMAX® Diagonal Cutting Pliers874
STANLEY® FATMAX® Long Nose Cutting Pliers874
STANLEY® Lineman's Cutting Pliers876

Duckbill

Duckbill Pliers673
---------------------------	------

Electrician's

Cable Cutter687
Stainless Steel Electrician's Scissors688
Wire Stripper - Crimper687
Wire Stripper - Cutter687
Wire Stripper - Pliers687

Groove Joint

Midget Angle Nose Pliers779
Power-Track® II Tongue & Groove Pliers669
STANLEY® Groove Joint Pliers875
XL Series Flush Fastener Groove Joint Pliers667

Insulated

Facom® Insulated VE Bent Nose Pliers698
Facom® Insulated VE Combination Pliers697
Facom® Insulated VE Diagonal Cutters698
Facom® Insulated VE Diagonal Pliers698
Facom® Insulated VE Flat Nose Pliers697
Facom® Insulated VE Half Round Pliers696
Facom® Insulated VE Multigrip Pliers696
Facom® Insulated VE Wire Stripper Pliers697
Facom® Insulated VSE Bent Nose Pliers700
Facom® Insulated VSE Cable Cutters701
Facom® Insulated VSE Combination Pliers699
Facom® Insulated VSE Diagonal Cutters702
Facom® Insulated VSE Diagonal Pliers702
Facom® Insulated VSE End Cutter Pliers701
Facom® Insulated VSE Flat Nose Pliers700
Facom® Insulated VSE Half Round Pliers699
Facom® Insulated VSE Multigrip Pliers699
Facom® Insulated VSE Ratcheting Cable Cutters701
Facom® Insulated VSE Round Nose Pliers700
Facom® Insulated VSE Wire Stripper700
Facom® VE Pliers696
Facom® VSE Pliers699

Lineman's

Lineman's Pliers676
Lineman's Pliers - High Leverage677
Lineman's Pliers - New England Style676
Lineman's Pliers - Pipe Jaw677
STANLEY® FATMAX® Lineman's Pliers874

Locking

Curved Jaw Locking Pliers682
Curved Jaw Locking Pliers with Cutter682
Grooved Grip Locking Pliers683
Lock Joint Pliers668
Locking C-Clamps with Swivel Pads685
Locking Sheet Metal Tool684
Locking Steel C-Clamps685
Locking Welding Pliers684
Long Nose Locking Pliers683
STANLEY® C-Clamp Locking Pliers877
STANLEY® Straight Jaw Locking Pliers877
Straight Jaw Locking Pliers682

Miniature

Miniature Pliers679
----------------------------	------

Needle Nose

Bent Nose Needle-Nose Pliers672
Bent Nose Needle-Nose Pliers - Long Reach673
Needle-Nose Pliers671
Needle-Nose Pliers - Coil Spring671
Needle-Nose Pliers - Long672
Needle-Nose Pliers - Long Reach672
STANLEY® Long Nose Pliers876

Retaining Ring

0.108 Replacement Tips For J361692
0.120 Replacement Tips For J361693
Large Retaining Ring Pliers - Internal/External695
Push Button Convertible Retaining Ring Pliers691
Replacement Tips For J364 & J365695
Replacement Tips For J380693
Retaining Ring Pliers - Convertible694
Retaining Ring Pliers - External694
Retaining Ring Pliers - Internal695

Safety Wire

Safety Wire Twister - Deep Reach686
Safety Wire Twister Pliers686
Safety Wire Twister Reversible & Automatic Pliers686

Slip Joint

Combination Slip-Joint Pliers668
Hose Clamp Pliers678
Small Angle Nose Pliers678
Soft Jaw - Cannon Plug Pliers678
STANLEY® Slip-Joint Pliers875
Thin Nose Slip-Joint Pliers678
XL Series Flush Fastener Slip-Joint Pliers667

Standard

Proto® XL Pliers666
----------------------------	------

Tether-Ready

Safety Wire Twister Pliers - Reversible	59
Soft Jaw - Cannon Plug Pliers	58
Straight Jaw Locking Pliers	59
Wire Stripper - Crimper	59
XL Series Combination Slip-Joint Pliers	57
XL Series Tongue & Groove Pliers	57

PULLER SETS**Cone**

6 Ton 2-Way Cone Puller Set747
6 Ton Proto-Ease™ 2-Way/3-Way Cone Puller Set747
6 Ton Proto-Ease™ 3-Way Cone Puller Set749

General

6 Ton General Puller Set740
Proto-Ease™ General Puller Set744

Specialty

6 Ton Wide Puller Set741
10 Ton Proto-Ease™ Press-N-Pull™ Set743
10 Ton Proto-Ease™ Wide Puller Set742
10-Way Proto-Ease™ Advantage Slide Hammer Puller Set	759, 802
Proto-Ease™ Bearing Separator Set742
Proto-Ease™ Master Puller Set745
Proto-Ease™ Master Puller Set (with Box)746



Straight Jaw

10 Ton 2-Way Straight Jaw Puller Set	753, 754
10 Ton Proto-Ease™ 2-Way Straight Jaw Puller Set.	755

PULLERS

Adapter

11 Piece Step Plate Adapter Set	763
Puller Step Plate Adapters	763

Adjustable Jaw

6 Ton Proto-Ease™ 2-Way/3-Way Adjustable Jaw Puller.	750
10 Ton Proto-Ease™ 2-Way Adjustable Jaw Puller	753
10 Ton Proto-Ease™ 3-Way Adjustable Jaw Puller	752

Cone

6 Ton 3-Way Cone Puller	749
-----------------------------------	-----

Gear

2 or 3-Jaw Adjustable Gear Puller	765
2 or 3-Jaw Adjustable Gear Puller, Reversible Jaws.	764
2-Jaw Adjustable Gear Puller	765
2-Jaw Adjustable Gear Puller, Reversible Jaws	764
3 Jaw Gear Puller, 10" - Reversible	766
3 Jaw Gear Puller, 7" - Reversible	765

Leg Puller

10 Ton Press-N-Pull™ 2-Leg Puller.	756
10 Ton Press-N-Pull™ 3-Leg Puller Set.	756

Parts

10 Ton Jaw Block Assembly	753
2-Way Crossarm Threaded 5/8" - 12 Acme	771
2-Way/3-Way Crossarm Threaded 5/8" - 12 Acme	771
3-Way Crossarm Threaded 3/4" - 12 Acme	771
6 Ton Jaw Block Assembly	751
Adjustable Reversible Jaw	772
Blind Bearing Puller.	770
Cap Screw	767
Forcing Screws.	769, 772
Inside Hook Jaw	770
Jaws	767, 770, 771
Legs.	772
Pivot Pin - Puller Replacement Part	767
Rear Axle Flange Foot	769
Reversible Adjusting Nut	768

Separator Threaded Rods	772
Slide Hammer	769
Slideblock	768
Slotted Crossarm (2-Way & 3-Way)	768
Slotted Crossarm Threaded 5/8" - 12 Acme	768
Spring Clip	770
Standard Tip	771
T-Handle Slide Rods	769
Yoke	767

Reversible Jaw

Reversible Jaw Slide Hammer Puller	759, 802
--	----------

Separator

Bearing Separator Combo Pack	760
Proto-Ease™ Gear & Bearing Separators	760, 762

Small Part Puller

6 Ton Proto-Ease™ 2-Way Pilot Bearing/Small Bushing Puller	759
Battery Cable & Small Bearing Puller	765, 801
Close Quarters Pilot Bearing Puller	766, 802
Cotter Pin Puller	779
Pulley Puller	766, 801

Straight Jaw

6 Ton Proto-Ease™ 2-Way Straight Jaw Puller	750
10 Ton Proto-Ease™ 3-Way Straight Jaw Puller.	754

Threaded Puller

6 Ton 2-Way Threaded Part Puller.	763
---	-----

PUNCH AND CHISEL SETS

Brass Punch

3 Piece Brass Heavy-Duty Punch Set	733
--	-----

Combination

Punch & Chisel Combination Sets	722
STANLEY® 12 Piece Punch and Chisel Set	850

Drift Punch

3 Piece Brass Drift Punch Set.	732
5 Piece Drift Punch Set.	729
7 Piece Drift Punch Set.	729

Kitted with Foam

12 Piece Punch & Chisel Set253
26 Piece Punch & Chisel Set259

Pin Punch

5 Piece Long Drive Pin Punch Set726
7 Piece Pin Punch Set727
7 Piece Roll Pin Punch Set730
7 Piece Super-Duty Pin Punch Set728

Tether-Ready

7 Piece Pin Punch Set	54
---------------------------------	----

PUNCHES**Brass Punch**

Brass Cold Chisels732
Brass Drift Punches732
Brass Line-Up Punches733
Brass Pin Punches733
Brass Solid Punch733

Holder

Punch & Chisel Holder725
---------------------------------	------

Pin Punch

Drive Pin Punches727
Roll Pin Punches730
Super-Duty Drive Pin Punches728
Super-Duty Long Drive Pin Punches726

Specialty

Center Punches731
Drift Punches729
Long Aligning Punch731
Prick Punches731
Starting Punches731

RATCHET SETS

1/4" Drive 11 Piece Drive Tools & Accessories Set with Precision 90 Ratchet- Full Polish279
3/8" Drive 16 Piece Drive Tools & Accessories Set with Precision 90 Ratchet - Full Polish279
1/2" Drive 15 Piece Drive Tools & Accessories Set with Precision 90 Ratchet - Full Polish279

RATCHETS**Adapter**

1" Drive Male Plug276
6 Piece Adapter Set284
Drive Adapters285
Locking Adapters285
Ratchet Adapters280
Ratchet Pump785
Universal Joints285

Extension Set

3/8" Drive 4 Piece Extension Set282
1/2" Drive 3 Piece Extension Set282
6 Piece Locking Extension Set282

Extension

Flexible Extensions284
Locking Extensions283
Standard Extensions283
Wobble Extensions284

Pear Head

Aviation Classic Pear Head Ratchets274
Aviation Premium Pear Head Ratchets273
Black Oxide Spud Handle 1/2" Drive Pear Head Ratchet602
Classic Pear Head Ratchets274
Precision 90 Pear Head Ratchet Repair Kits272
Precision 90 Pear Head Ratchets271
Premium Long Handle Ratchets272
Premium Pear Head Ratchets272
Socket Retention Premium Pear Head Ratchets273
STANLEY® Pear Head Quick Release™ Ratchets881

Repair

Pear Head Ratchet Repair Kits276
---	------

Round Head

Flex-Head Ratchets277
Round Head Ratchet Repair Kits277
Round Head Ratchets277
STANLEY® Round Head Quick Release™ Ratchet881

Specialty

Facom® Insulated Ratchets278
Female Drive Ratchet275



Long Handle Ratchets 274, 277
 Male/Female Ratchets 274
 Oversized Reverse Lever Ratchet 275
 Scaffolding Ratchet 278
 Spinner Ratchet 278
 Spud Handle Ratchet 278
 Stubby Ratchet. 275

Tether-Ready

3/8" & 1/2" Drive Premium Pear Head Ratchets 40
 1/2" Drive Scaffolding Ratchet. 40

RETRIEVING TOOLS

Flexible Magnetic Retrieving Tools 797
 Flexible Retrieving & Holding Tools 797
 Long Reach Magnetic Pickup Tools. 798
 Pocket Magnetic Retrieving Tools 797

RIVETERS

STANLEY® Heavy-Duty Riveter. 858
 STANLEY® Heavy-Duty Swivel Head Riveter. 858

SAWHORSE SETS

STANLEY® Adjustable Sawhorse Twin Pack 901
 STANLEY® Folding Sawhorse Twin Pack 902
 STANLEY® Junior Folding Sawhorse Twin Pack 902

SAWHORSES

STANLEY® Essential™ Metal Sawhorse 901
 STANLEY® FATMAX® Adjustable Leg Sawhorse (Single) . . 901
 STANLEY® Fold-Up Sawhorse (Single) 902

SAWS

Box Saw

STANLEY® FATMAX® Back Saw 835
 STANLEY® FATMAX® Box Saw 834
 STANLEY® Finish Cut SharpTooth® Saw 834
 STANLEY® General Purpose SharpTooth® Saw 835
 STANLEY® Heavy-Duty SharpTooth® Wood Handle Saw . . 834
 STANLEY® SharpTooth® Cushion Grip Saw 834
 STANLEY® SharpTooth® Tool Box Saw 835
 STANLEY® SharpTooth® Wood Handle Saw 835

Hacksaw

STANLEY® Bi-Metal Hacksaw Blade 839
 STANLEY® FATMAX® Coping Saw 836
 STANLEY® FATMAX® High-Tension Hacksaw 836
 STANLEY® High-Tension Hacksaw 838
 STANLEY® Metal Mini-Hack® Utility Saw 839
 STANLEY® Plastic Mini-Hack® Saw. 839
 STANLEY® Rubber Grip Solid Frame Hacksaw 838
 STANLEY® Solid Frame High-Tension Hacksaw 836
 STANLEY® Tubular High-Tension Hacksaw 838

Insulated

Facom® Insulated VSE Hacksaw 702

Jab Saw

STANLEY® Cushion Grip Jab Saw 837
 STANLEY® FATMAX® Jab Saw. 837
 STANLEY® Wood Handle Jab Saw 837

Miter Box

STANLEY® Clamping Miter Boxes 839

Tether-Ready

STANLEY® High Tension Low Profile Hacksaw. 65

SCRAPER SETS

4 Piece Carbon Scraper Set. 738

SCRAPERS

Standard

Gasket & Carbon Scrapers 738, 779

Tether-Ready

1-1/2" Carbon Scraper 64

SCREW EXTRACTOR SETS

10 Piece Screw Extractor Set. 799
 5 Piece Screw Extractor Set 799

SCREW EXTRACTORS

Screw Extractors. 799

SCREW STARTERS

Combination Screw Starters651
Phillips Magnetic Screw Starters651
Slotted Magnetic Screw Starters651

SCREWDRIVER SETS

Combination

6 Piece STANLEY® Vinyl Grip DIY Screwdriver Set864
6 Piece STANLEY® Vinyl Grip Pro Screwdriver Set864
8 Piece STANLEY® Vinyl Grip Screwdriver Set864
DuraTek™ 2 Piece Extra-Long Combination Screwdriver Set627
DuraTek™ 2 Piece Precision Combination Screwdriver Set629
DuraTek™ 4 Piece Precision Combination Screwdriver Set629
DuraTek™ 6 Piece Combination Screwdriver Set626
DuraTek™ 8 Piece Combination Screwdriver Sets625
DuraTek™ 8 Piece Long Combination Screwdriver Set626
DuraTek™ 19 Piece Combination Screwdriver Set624
DuraTek™ Performance Grip Screwdrivers630
STANLEY® 18 Piece 100 Plus® Combination Screwdriver Set861
STANLEY® 8 Piece 100 Plus® Screwdriver Set861
STANLEY® 8 Piece 100 Plus® Vinyl Grip Screwdriver Set861

Insulated

5 Piece Insulated VDE Screwdriver Set634
---	------

Kitted with Foam

19 Piece Screwdriver Set262
------------------------------------	------

Phillips

DuraTek™ 6 Piece Phillips Screwdriver Set627
STANLEY® 5 Piece 100 Plus® Phillips Screwdriver Set862

Precision

STANLEY® 6 Piece Precision Screwdriver Set866
--	------

Slotted

DuraTek™ 6 Piece Slotted Screwdriver Set627
STANLEY® 5 Piece 100 Plus® Standard Slotted Tip Screwdriver Set862
STANLEY® 7 Piece 100 Plus® Screwdriver Set862

Square Tip

DuraTek™ 4 Piece Square Tip Screwdriver Set629
---	------

Tether-Ready

6 Piece Phillips Proto® DuraTek™ Screwdriver Set	63
6 Piece Slotted Proto® DuraTek™ Screwdriver Set	63

Torx®

DuraTek™ 7 Piece Tamper-Proof Torx® Screwdriver Set628
DuraTek™ 9 Piece Torx® Screwdriver Set628

SCREWDRIVERS

Accessory

Magnetizer/Demagnetizer642
Slotted Screwdriver Keychain633

Insulated

VDE Insulated Screwdrivers634
--------------------------------------	------

Phillips

STANLEY® 100 Plus® Phillips Screwdrivers862
STANLEY® Vinyl Grip Phillips Screwdrivers865

Slotted

STANLEY® 100 Plus® Slotted Screwdrivers863
STANLEY® Vinyl Grip Slotted Screwdrivers865

Specialty

DuraTek™ Performance Grip Hex Screwdrivers634
Magnetic Bit Screwdrivers642
Offset Screwdrivers635
STANLEY® 100 Plus® Square Screwdrivers863

Tether-Ready

Proto® DuraTek™ Screwdrivers	62
--	----

SNIPS

Aviation

Aviation Snips705
Aviation Snips - Offset705
STANLEY® FATMAX® Aviation Snips877
STANLEY® FATMAX® Compound Action Aviation Snips877



Cutting

Heavy-Duty Snips706
 STANLEY® FATMAX® Long Nose Straight Cut Snips878
 STANLEY® Wire Stripper/Cutter878
 Straight Cutting Snips706

Duckbill

Circular Cutting Duckbill Snips706

Miniature

Miniature Snips707

SOCKET DRIVERS

Flexible Drivers280
 Hinge Handles281
 Sliding T-Handles281
 Socket Drivers280
 Speed Handles281

SOCKET SETS

1/4" Drive, Combination

1/4" Drive 10 Piece Socket Sets - 6 Point309
 1/4" Drive 10 Piece Socket Sets - 12 Point310
 1/4" Drive 12 Piece Combination Socket Sets308
 1/4" Drive 15 Piece Combination Socket Sets - 6 Point . .307
 1/4" Drive 19 Piece Combination Socket Sets
 - 6 & 8 Point306
 1/4" Drive 22 Piece Combination Socket Set - 6 Point . .306
 1/4" Drive 25 Piece Combination Socket Sets305
 1/4" Drive 37 Piece Combination Socket Sets
 - 6 & 8 Point304
 STANLEY® 20 Piece 1/4" Drive Mechanic's Tool Set889
 STANLEY® 30 Piece 1/4" Drive
 Fractional & Metric Socket Set – 6 & 12 Point889

1/4" Drive, Fractional

STANLEY® 21 Piece 1/4" Drive
 Fractional Socket Set – 6 Point889

1/4" Drive, Metric

1/4" Drive 11 Piece Metric Socket Sets - 12 Point309
 1/4" Drive 12 Piece Metric Socket Sets - 6 Point308
 1/4" Drive 12 Piece Metric Universal
 Socket Set - 6 Point310

1/4" Drive 17 Piece Metric Combination
 Socket Sets - 6 Point307
 1/4" Drive 29 Piece Metric Combination
 Socket Sets - 6 Point304

1/4" Drive, Specialty

1/4" Drive 5 Piece Universal Socket Set - 12 Point311
 1/4" Drive 8 Piece Hex Bit Ball End Socket Set312
 1/4" Drive 9 Piece Universal Socket Set - 12 Point310

1/4" & 3/8" Drive

1/4" & 3/8" Drive 22 Piece Socket Sets - 6 Point300
 1/4" & 3/8" Drive 53 Piece Socket Set
 - 6, 8 & 12 Point300
 1/4" & 3/8" Drive 63 Piece Socket Set - 6 & 12 Point . . .299
 1/4" & 3/8" Drive 65 Piece Socket Set - 6 & 12 Point . . .297
 1/4" & 3/8" Drive 65 Piece Socket Set
 with Hex Keys - 6 & 12 point298
 STANLEY® 69 Piece 1/4" & 3/8" Drive
 Fractional & Metric Black Chrome Socket Set892
 STANLEY® 99 Piece 1/4" & 3/8" Drive
 Fractional & Metric Black Chrome Socket Set892
 STANLEY® Black Chrome Laser-Etched Socket Sets892

1/4", 3/8" & 1/2" Drive

1/4", 3/8" & 1/2" Drive 81 Piece
 Socket Set - 6 & 12 Point296
 1/4", 3/8" & 1/2" Drive 101 Piece
 Socket Set - 6, 8, & 12 Point295
 1/4", 3/8" & 1/2" Drive 125 Piece
 Socket Set - 6, 8, & 12 Point294
 1/4", 3/8" & 1/2" Drive 148 Piece
 Socket Set - 6 & 12 Point292
 1/4", 3/8" & 1/2" Drive 184 Piece
 Socket Set - 6 & 12 Point290
 1/4", 3/8" & 1/2" Drive 205 Piece
 Socket Set - 6, 8, & 12 Point288
 1/4", 3/8" & 1/2" Drive 302 Piece
 Socket Set - 6 & 12 Point286

3/8" Drive, Combination

3/8" Drive 5 Piece Socket Set - 8 Point326
 3/8" Drive 10 Piece Socket Sets - 6 Point325
 3/8" Drive 10 Piece Socket Sets - 12 Point325
 3/8" Drive 10 Piece Super Short Socket Set - 6 Point . . .326
 3/8" Drive 12 Piece Socket Sets323
 3/8" Drive 12 Piece Socket Sets - 6 Point324
 3/8" Drive 12 Piece Socket Sets - 12 Point324
 3/8" Drive 13 Piece Socket Sets323

3/8" Drive 13 Piece Socket Sets - 6 Point322
3/8" Drive 13 Piece Socket Set - 12 Point322
3/8" Drive 15 Piece Socket Sets - 12 Point321
3/8" Drive 21 Piece Socket Sets319
3/8" Drive 22 Piece Socket Sets318
3/8" Drive 29 Piece Combination Socket Sets317
3/8" Drive 33 Piece Combination Socket Sets - 12 & 8 Point316
3/8" Drive 34 Piece Combination Socket Sets - 12 Point315
3/8" Drive 58 Piece Combination Socket Set - 8 & 12 Point313

3/8" Drive, Fractional

STANLEY® 20 Piece 3/8" Drive Fractional Socket Set – 12 Point890
STANLEY® 34 Piece 3/8" Drive Socket Set Fractional & Metric – 12 Point890

3/8" Drive, Metric

3/8" Drive 10 Piece Metric Universal Socket Set - 6 Point326
3/8" Drive 16 Piece Metric Combination Socket Sets - 12 Point321
3/8" Drive 18 Piece Deep Metric Socket Sets320
3/8" Drive 20 Piece Metric Combination Socket Set - 12 Point320
3/8" Drive 57 Piece Metric Combination Socket Set - 12 Point314

3/8" Drive, Specialty

3/8" Drive 7 Piece Universal Socket Set - 6 Point326
3/8" Drive 7 Piece Universal Socket Sets - 12 Point327

3/8" & 1/2" Drive

3/8" & 1/2" Drive 39 Piece Combination Socket Set - 6 Point332
3/8" & 1/2" Drive 50 Piece Combination Socket Set - 6 & 12 Point331

1/2" Drive, Combination

1/2" Drive 11 Piece Deep Socket Set - 12 Point345
1/2" Drive 12 Piece Socket Sets345
1/2" Drive 15 Piece Deep Socket Sets344
1/2" Drive 15 Piece Socket Sets343
1/2" Drive 15 Piece Socket Sets - 12 Point343
1/2" Drive 16 Piece Socket Sets - 12 Point342
1/2" Drive 18 Piece Socket Sets341
1/2" Drive 19 Piece Socket Sets340

1/2" Drive 26 Piece Socket Set - 12 Point337
1/2" Drive 30 Piece Socket Sets - 12 Point335
1/2" Drive 65 Piece Socket, Combination Set - 8 & 12 Point with Toolbox333

1/2" Drive, Fractional

STANLEY® 6 Piece 1/2" Drive Fractional Deep Socket Set – 6 Point893
STANLEY® 17 Piece 1/2" Drive Fractional Socket Set – 12 Point891
STANLEY® 26 Piece 1/2" Drive Fractional Socket Set – 6 & 12 Point891

1/2" Drive, Metric

1/2" Drive 15 Piece Metric Deep Socket Set - 12 Point345
1/2" Drive 15 Piece Metric Socket Sets344
1/2" Drive 22 Piece Metric Socket Set - 12 Point339
1/2" Drive 23 Piece Metric Socket Set - 6 Point338
1/2" Drive 23 Piece Metric Deep Socket Set - 12 Point339
1/2" Drive 24 Piece Metric Socket Sets - 12 Point338
1/2" Drive 29 Piece Metric Socket Sets - 12 Point336
1/2" Drive 31 Piece Metric Socket Sets - 12 Point335
1/2" Drive 54 Piece Metric Socket Set with Tool Box - 12 Point334
STANLEY® 6 Piece 1/2" Drive Metric Deep Socket Set – 6 Point893
STANLEY® 10 Piece 1/2" Drive Metric Socket Set – 6 Point893

3/4" Drive, Combination

3/4" Drive 11 Piece Deep Socket Set - 6 Point350
3/4" Drive 13 Piece Combination Socket Sets - 12 Point350
3/4" Drive 20 Piece Combination Socket Sets - 12 Point349
3/4" Drive 29 Piece Combination Socket Sets - 12 Point348
3/4" Drive 42 Piece Combination Socket Sets - 6 & 12 Point348

3/4" Drive, Metric

3/4" Drive 19 Piece Metric Socket Set - 12 Point350
3/4" Drive 28 Piece Metric Socket Set - 12 Point349

1" Drive

1" Drive 17 Piece Socket Set - 12 Point351
1" Drive 27 Piece Socket Set - 12 Point351
1" Drive 29 Piece Socket Set - 12 Point351



Extractor

10 Piece Bolt Extractor Socket Set800

Insulated

Facom® 1/4" Drive 10 Piece Metric Insulated Socket Set - 6 Point352

Facom® 3/8" Drive 17 Piece Insulated Socket Set - 12 Point.352

Facom® 1/2" Drive 17 Piece Insulated Socket Set - 12 Point.352

Kitted with Foam

1/4" Drive 11 Piece Drive Tools & Accessories Set with Precision 90 Ratchet- Full Polish253

1/4" Drive 25 Piece Combination Socket Set with Classic Pear Head Ratchet - Full Polish - 6 Point. .253

3/8" Drive 16 Piece Drive Tools & Accessories Set with Precision 90 Ratchet - Full Polish255

3/8" Drive 22 Piece Socket Set with Classic Pear Head Ratchet - Full Polish - 6 Point.255

3/8" Drive 22 Piece Socket Set with Classic Pear Head Ratchet - Full Polish - 12 Point256

3/8" Drive 22 Piece Socket Set with Precision 90 Pear Head Ratchet - Full Polish - 6 Point.256

3/8" Drive 22 Piece Socket Set with Precision 90 Pear Head Ratchet - Full Polish - 12 Point256

3/8" Drive 29 Piece Socket Set with Classic Pear Head Ratchet - Full Polish - 12 Point257

1/2" Drive 15 Piece Drive Tools & Accessories Set with Precision 90 Ratchet - Full Polish262

1/2" Drive 18 Piece Socket Set with Classic Pear Head Ratchet - Full Polish - 6 Point257

1/2" Drive 18 Piece Socket Set with Classic Pear Head Ratchet - Full Polish - 12 Point257

1/2" Drive 30 Piece Socket Set with Classic Pear Head Ratchet - Full Polish - 12 Point258

1/2" Drive 30 Piece Socket Set with Precision 90 Pear Head Ratchet - Full Polish - 12 Point259

1/2" Drive 30 Piece Socket Set with Premium Pear Head Ratchet - Full Polish - 12 Point258

1/2" Drive 65 Piece Combination Socket Set - Full Polish - 8 & 12 Point264

Spark Plug

9 Piece Spark Plug Set - 6 Point.777

9 Piece Spark Plug Set - Black - 6 Point777

Tether-Ready

3/8" & 1/2" Drive 10 Piece Hex Bit Set31

3/8" & 1/2" Drive 10 Piece Metric Hex Bit Set31

3/8" Drive 13 Piece Deep Socket Set - 12 Point31

3/8" Drive 13 Piece Socket Set - 12 Point30

3/8" Drive 18 Piece Metric Deep Socket Set - 12 Point . . .30

3/8" Drive 21 Piece Metric Socket Set - 12 Point.29

1/2" Drive 19 Piece Deep Socket Set - 12 Point36

1/2" Drive 19 Piece Socket Set - 12 Point36

1/2" Drive 23 Piece Metric Deep Socket Set - 12 Point . . .35

1/2" Drive 24 Piece Metric Socket Set - 12 Point.34

SOCKETS

1/4" Drive

1/4" Drive Deep Sockets356

1/4" Drive Intermediate Sockets - 12 Point.355

1/4" Drive Intermediate Universal Sockets358

1/4" Drive Sockets353

1/4" Drive Sockets - 8 Point.354

1/4" Drive Sockets - Spline354

1/4" Drive Universal Sockets357

3/8" Drive

3/8" Drive Deep Sockets364

3/8" Drive Deep Universal Sockets - 6 Point368

3/8" Drive Drag Link Socket369

3/8" Drive Intermediate Sockets - 12 Point.363

3/8" Drive Intermediate Universal Sockets367

3/8" Drive Sockets361

3/8" Drive Sockets - 8 Point.365

3/8" Drive Sockets - Spline362

3/8" Drive Super Short Sockets - 6 Point.365

3/8" Drive Universal Sockets366

1/2" Drive

1/2" Drive Deep Sockets376

1/2" Drive Drag Link Sockets377

1/2" Drive Intermediate Sockets - 12 Point.375

1/2" Drive Sockets372

1/2" Drive Sockets - 8 Point.373

1/2" Drive Sockets - Spline374

1/2" Drive Universal Sockets377

3/4" Drive

3/4" Drive Deep Sockets - 6 Point383

3/4" Drive Intermediate Sockets - 12 Point.382

3/4" Drive Sockets - 12 Point380

3/4" Drive Sockets - Spline381

1" Drive

1" Drive Sockets - 12 Point384
1" Drive Sockets - Spline385

Bars and Rail

Magnetic Kit For Socket Rails389
Socket Bars390
Socket Bars Sets390
Socket Clips390
Socket Rail & Stud Sets389
Socket Rails389
Socket Stud Packs389
Stud Rail Tray Sets389

Insulated

Facom® 1/4" Drive Metric Insulated Sockets - 6 Point.386
Facom® 3/8" Drive Deep Metric Insulated Sockets - 12 Point387
Facom® 3/8" Drive Metric Insulated Sockets - 12 Point386
Facom® 1/2" Drive Deep Metric Insulated Sockets - 12 Point388
Facom® 1/2" Drive Metric Insulated Sockets - 12 Point387

Spark Plug

3/8" Drive Extra Deep Spark Plug Socket - 6 Point776
3/8" Drive Spark Plug Sockets - 6 Point368, 776
3/8" Drive Universal Spark Plug Sockets - 6 Point.368, 776
1/2" Drive Spark Plug Sockets - 6 Point377

Tether-Ready

3/8" Drive Deep Sockets - 12 Point	33
3/8" Drive Sockets - 12 Point	32
1/2" Drive Deep Sockets - 12 Point	38
1/2" Drive Sockets - 12 Point	37
Adapters	39
Extensions	39
Universal Joints	39

SQUARES

STANLEY® Aluminum Carpenter's Square815
STANLEY® Die-Cast Handle Combination Square817
STANLEY® Premium Adjustable Quick Square® Layout Tool816
STANLEY® Premium Aluminum Rafter Square815
STANLEY® Premium Die-Cast Handle Combination Squares817

STANLEY® Premium Quick Square® Layout Tool816
STANLEY® Quick Square® Layout Tool817
STANLEY® Steel Carpenter's Squares816
STANLEY® Steel Rafter Square815

STAPLE GUNS

STANLEY® Heavy-Duty Chrome-Plated Staple Gun855
STANLEY® Heavy-Duty Staple Gun855
STANLEY® Heavy-Duty Staple Gun with Hi/Lo Setting855
STANLEY® Light-Duty Chrome-Plated Staple Gun855

STAPLES

STANLEY® Heavy-Duty Narrow Crown Staples857
STANLEY® Light-Duty Wide Crown Staples857

STORAGE**Accessory**

540S Accessories102
550S Accessories	88
Container Bin107
Cord Wrap.107
Pull-Out Tray106

Apron

2-Pocket Waist Apron115
--------------------------------	------

Backpack

Tool Backpack with Removeable Tote111
--	------

Bag

Facom® Leather Tool Bag113
Open Tote Tool Bag111
Professional Extra Heavy-Duty Leather Reinforced Tool Bags112
Professional Heavy-Duty Reinforced Tool Bags with Vinyl Bottom.112
STANLEY® FATMAX® Open Mouth Tool Bag.894
STANLEY® Technician Tool Bag894
Zipper Closure Tool Bags112

Belt

Adjustable Web Belts.116
Leatherwork Belts116



Box

34" Service Road Box	108
Cantilever Box	109
Carpenter's Box	109
Facom® Plastic Tool Box	111
General Purpose Box with 3 Drawers	108
General Purpose Boxes with Tray	109
Heavy-Duty Set Boxes	110
Hip Roof Box with Tray	109
Set Boxes	110
STANLEY® Basic Tool Boxes896
STANLEY® Essential™ Toolboxes898
STANLEY® FATMAX® Metal & Plastic Tool Box895
STANLEY® FATMAX® Structural Foam Tool Boxes895
STANLEY® Series 2000 Tool Box with Plastic Latch895
STANLEY® Series 2000 Tool Boxes896
Structural Foam Boxes	111

Bucket

Straight Wall Utility Buckets	113
---	-----

Cabinet

560 Series 30" Roller Cabinet - 6 Drawer	69
550S Side Cabinet - 5 Drawer	88
550S Side Cabinet - 6 Drawer	88
Modular Locker Cabinet	106

Cabinet, Roller

550S 34" Roller Cabinet - 6 Drawer	86
550S 34" Roller Cabinet - 7 Drawer	86
550S 34" Roller Cabinet - 8 Drawer	85
540S 27" Roller Cabinet - 4 Drawer	96
540S 27" Roller Cabinet - 7 Drawer	96
540S 27" Roller Cabinet - 8 Drawer	95
540S 27" Roller Cabinet - 11 Drawer	95
540S 27" Roller Cabinet - 12 Drawer	94
540S 27" Short Roller Cabinet - 3 Drawer	97
540S 27" Short Roller Cabinet - 7 Drawer	97

Cabinet, Side

540S Side Cabinet - 6 Drawer	103
540S Side Cabinet - 9 Drawer	102
540S Side Locker Cabinet - 4 Drawer	102
Modular Side Cabinet	106

Cart

Basic Utility Cart	107
Heavy-Duty Utility Cart	107
Modular Utility Cart	106

Case

Facom® Tool Case	113
Facom® Tool Case with Drawers	113

Chest

STANLEY® 24 Gallon Mobile Tool Chest898
STANLEY® 50 Gallon Mobile Tool Chest898
STANLEY® Essential™ Mobile Chest897
STANLEY® Pro Mobile Tool Chest with Removable Organizer898

Chest, Intermediate

540S 27" Intermediate Chest - 4 Drawer	101
--	-----

Chest, Top

550S 34" Top Chest - 4 Drawer	87
550S 34" Top Chest - 5 Drawer	87
550S 34" Top Chest - 6 Drawer	87
550S 50" Top Chest - 8 Drawer	85
550S 50" Top Chest - 10 Drawer	84
550S 50" Top Chest - 12 Drawer	84
550S 66" Top Chest - 8 Drawer	78
550S 66" Top Chest - 10 Drawer	78
550S 88" Top Chest - 15 Drawer	74
540S 27" Top Chest - 5 Drawer	101
540S 27" Top Chest - 6 Drawer	100
540S 27" Top Chest - 8 Drawer	100
540S 27" Top Chest with Drop Front - 6 Drawer	99
540S 27" Top Chest with Drop Front - 4 Drawer	99
540S 27" Top Chest with Drop Front - 10 Drawer	98
540S 27" Top Chest with Drop Front - 12 Drawer	98
540S 41" Top Chest - 12 Drawer	93
540S 54" Top Chest - 12 Drawer	92

Cover

Covers	105
------------------	-----

Foam Tray

Foam Trays	252-264
----------------------	---------

Holder

Aerosol Can Holder	107
Leather Tool Holders	115
Power Tool Holder	106
Screwdriver Holder	106
Screwdriver Holder/Bins	106
Waste Can Holder	107

Hutch

550S 88" Hutch	75
--------------------------	----

Foam Kit

Do-It-Yourself Foam Kits	104
------------------------------------	-----

Liner

Cut To Fit Drawer Liner	104
Drawer Liners	104

Lock Bar

Factory Installed Lock Bars	77, 79, 82, 85, 92, 85, 96, 87
Field Installed Lock Bars	104

Mat

Express Toolmat™	112
Vinyl Mats	105

Organizer

STANLEY® 3-In-1 Tool Organizer	900
STANLEY® Deep Professional Organizer - 10 Compartment	899
STANLEY® FATMAX® Professional Organizers	899
STANLEY® Professional Organizer - 25 Compartment	899
STANLEY® Sortmaster™ Junior	900
STANLEY® Sortmaster™ Light	900
STANLEY® Sortmaster™ Organizer	900

Pouch

11-Pocket Professional Construction Pouch	115
14 Pocket Leather Extra Capacity Electrician's Tool Pouch	115
Canvas Tool Pouches	114

Shelf

540S Side Shelves	103
-----------------------------	-----

Tether-Ready

Anti-Spill Pouches	27
Punch & Chisel Holder	55

Retractable 4 Pocket Tool Pouch	26
Retractable Hammer/Ratchet Pocket	26
Retractable Pouch	27
Tape Measure Pocket	26
Tool Belt Adapter with Carabiners	28
Tool Belt Sets	28
Tool Belts	28
Tool Buckets	27

Top

550S Stainless Steel Tops	89
550S Wood Tops	89
540S Stainless Steel Tops	103
540S Wood Tops	103

Tower

540S 27" Tool Tower - 7 Drawer	94
--	----

Workstation

560 Series 45" Workstation - 6 Drawer & 1 Shelf	69
560 Series 45" Workstation - 10 Drawer	69
550E 50" Front Facing Power Workstation - 10 Drawer	80
550E 50" Power Workstation - 10 Drawer	81
550E 67" Front Facing Power Workstation - 18 Drawer	76
550E 67" Power Workstation - 18 Drawer	76
550S 50" Workstation - 10 Drawer	82
550S 50" Workstation - 12 Drawer	81
550S 50" Workstation - 7 Drawer - 1 Shelf	83
550S 50" Workstation - 8 Drawer - 1 Shelf	83
550S 50" Workstation - 8 Drawer - 2 Shelves	82
550S 57" Workstation - 11 Drawer	79
550S 57" Workstation - 13 Drawer	79
550S 66" Workstation - 11 Drawer	77
550S 66" Workstation - 12 Drawer	77
550S 67" Workstation - 20 Drawer	75
550S 88" Power Workstation - 18 Drawer	73
550S 88" Workstation - 13 Drawer	74
550S 88" Workstation - 18 Drawer	73
550S 88" Workstation - 20 Drawer	72
550S 88" Workstation - 22 Drawer	72
540S 41" Workstation - 6 Drawer	93
540S 41" Workstation - 15 Drawer	93
540S 54" Workstation - 14 Drawer	92
STANLEY® 3-In-1 Mobile Work Center	897
STANLEY® Essential™ Rolling Workshop	896
STANLEY® FATMAX® 4-In-1 Mobile Workstation	897



Vest	
STANLEY® FATMAX® Tool Vest894

STUD SENSORS

STANLEY® FATMAX® Stud Sensor 300.818
STANLEY® Stud Sensor 50819
STANLEY® Stud Sensor 100819
STANLEY® Stud Sensor 150818
STANLEY® Stud Sensor 200818

SUCTION GUNS

Suction Gun793
-----------------------	------

TACKERS

STANLEY® FATMAX® Hammer Tacker856
STANLEY® Heavy-Duty Hammer Tacker.856
STANLEY® Heavy-Duty Staple Gun Cable Tacker.856

TAPE RULES

Laser

STANLEY® TLM65 Laser Distance Measurer819
--	------

Long Tape

STANLEY® Closed Case Long Tapes810
STANLEY® Fiberglass Open Reel Long Tapes810

Reel

STANLEY® Compact Chalk Line Reel813
STANLEY® Die-Cast Chalk Reel813
STANLEY® FATMAX® Chalk Reels813

Tape Rule

STANLEY® FATMAX® Auto-Lock Tape Rules.806
STANLEY® FATMAX® Keychain Tape Rule807
STANLEY® FATMAX® Magnetic Tape Rules807
STANLEY® FATMAX® Premium Tape Rules with 13' Blade Standout806
STANLEY® FATMAX® Tape Rules.806
STANLEY® FATMAX® Tape Rules with 11' Blade Standout807
STANLEY® LeverLock® Fractional Tape Rule with Magnetic Tip809
STANLEY® LeverLock® Tape Rules809

STANLEY® PowerLock® Metal Case Tape Rules808
STANLEY® PowerLock® Pocket Tape Rule.808
STANLEY® PowerLock® Tape Rules.808
STANLEY® Tape Rules809

Tether-Ready

STANLEY® FATMAX® Tether-Ready Auto-Lock Tape Rules . .	65
--	----

TETHERING

Collar

Tool Collar® Kits	21
Tool Collar® Sample Kit	21
Tool Collars	18

Kit

5-Tool Tethering Kit.	22
Web D-Ring & Tape Sample Kit	20

Lanyard

Hard Hat Lanyards	23
Retractable Tool Lanyards.	25
Tool Lanyards - Elastic	24
Tool Lanyards - JLAN Series.	18
Tool Lanyards - Metallic.	25
Tool Lanyards - Web	24
Tool Lanyards - Wire	24

Loop

Heat Shrink Loop Sample Kit	19
Heat Shrink Loops	19
Shrink Loop Attachments	18
Swivel Tether Cinch Loop	22
Tool Collar Tether Loops.	18

Ring

Split Rings	21
-----------------------	----

SkyHook™

SkyHook™ Apron Kit	15
SkyHook™ Bolt Bag	15
SkyHook™ Components	14
SkyHook™ Hammer Kit	15
SkyHook™ Pocket Kits.	15
SkyHook™ Saddle Kit	15
SkyHook™ Tape Pocket	15
SkyHook™ Tool Kits	14

Strap

D-Ring Wrist Strap System 23

Tape

Lanyard Attachment Tape 18

Molecular Sealing Tape 20

Tether

Glove Tethers 25

Webbing

D-Ring Webbing 20

TORQUE WRENCHES**Adapter**

0.25% Bench Mount Transducers 512

0.5% In-Line Extension Transducers 512

3/8" Drive 9 Piece Torque Adapter Set - 12 Point. 510

3/8" Drive Torque Adapters - 12 Point 510

Accessory Air Drive 200 Ft-Lbs 510

Air Drive Converter 200 Ft-Lbs 510

Bracket For Bench Mount Transducers 512

Digital Angle Adapter 506

Digital Torque & Angle Adapters 507

Torque Multiplier Display Wrenches 509

Calibration

Calibration Bench. 508

Calibration Sensors. 508

Electronic Torque Meter 511

Electronic Torque Testers 507, 511

Torque Tester Floor Stand. 511

Dial

Dial Electronic Torque Wrenches - In-Lbs, Ft-Lbs 497

Dial Torque Wrenches - Ft-Lbs/Mkg 496

Dial Torque Wrenches - In-Lbs/Cm-Kg 496

Dial Torque Wrenches - Nm/In-Lbs, Ft-Lbs 497

Electronic

Electronic Angle Torque Wrenches - Ft-Lbs. 499

Electronic Fixed Ratcheting Head Torque Wrenches. 499

Electronic Flex Head Torque Wrenches - Ft-Lbs. 499

Electronic Smart Torque Wrenches - Ft-Lbs 498

Electronic Torque Wrench Software & USB Connection
Interface. 500

Electronic Torque Wrenches - Ft-Lbs 498

Interchangeable

1/4" Drive Ratchet Torque Wrench Head - H4 Tang 501

3/8" Drive Ratchet Torque Wrench Head - H5 Tang 502

1/2" Drive Ratchet Torque Wrench Head - H7 Tang 503

Box End Torque Wrench Heads - H4 Tang 501

Box End Torque Wrench Heads - H5 Tang 503

Box End Torque Wrench Heads - H7 Tang 505

Electronic Interchangeable Head Torque Wrench
Assemblies 500Micrometer Interchangeable Head Torque Wrench
Assemblies 500

Open End Torque Wrench Heads - H4 Tang. 501

Open End Torque Wrench Heads - H5 Tang. 502

Open End Torque Wrench Heads - H7 Tang. 504

Pre-Set Interchangeable Head
Torque Wrench Assemblies 500**Micrometer**Fixed Head Micrometer Torque Wrench
200-1000 Ft-Lbs 494Fixed Head Micrometer Torque Wrench
400-2000 Ft-Lbs 494

Fixed Head Micrometer Torque Wrenches - Ft-Lbs 494

Fixed Head Micrometer Torque Wrenches - In-Lbs 494

Precision 90 Micrometer Torque Wrenches 493

Ratcheting Head Micrometer Torque Wrenches - Ft-Lbs . 495

Ratcheting Head Micrometer Torque Wrenches - In-Lbs. 495

Ratcheting Head Micrometer Torque Wrenches - NM. . 495

Multiplier

Reaction Arm Torque Multipliers. 509

Reaction Plate Torque Multipliers 509

Repair Kit

Ratchet Head Repair Kits - Torque Wrench. 496

Torque Multiplier Square Drive Replacement Kits 509

Screwdriver

Torque Screwdrivers 506

Tether-Ready

Ratcheting Head Micrometer Torque Wrenches 41



TUBE CUTTERS

Tubing Cutter793
 Tubing Flaring Tool793

VICES

STANLEY® MaxSteel® Multi-Angle Base Vise878

WRENCH SETS

1/4" Drive Crowfoot

1/4" Drive 6 Piece Crowfoot Wrench Set.587
 1/4" Drive 7 Piece Metric Crowfoot Wrench Set587
 1/4" Drive 8 Piece Crowfoot Wrench Set.587

3/8" Drive Crowfoot

3/8" Drive 9 Piece Crowfoot Wrench Set.591
 3/8" Drive 15 Piece Crowfoot Wrench Set591
 3/8" Drive 27 Piece Crowfoot Wrench Set590
 3/8" Drive 43 Piece Crowfoot Wrench Set589
 3/8" Drive 53 Piece Crowfoot Wrench Set588
 3/8" Drive 16 Piece Metric Crowfoot Wrench Set590

3/8" & 1/2" Drive Crowfoot

3/8" & 1/2" Drive 30 Piece Crowfoot Set.591

1/2" Drive Crowfoot

1/2" Drive 15 Piece Crowfoot Wrench Set593
 1/2" Drive 22 Piece Crowfoot Wrench Set593

Adjustable

3 Piece Adjustable Wrench Sets613
 3 Piece Klik-Stop® Adjustable Wrench Set613
 Cushion Grip Adjustable Wrench Sets613

Angled

Facom® 10 Piece Angled Socket Wrench Set - 6 Point . . .560

Automotive

5 Piece Oil Filter Cup Wrench Set780
 7 Piece Pneumatic Fan Clutch Wrench Set.774

Boxed 6 & 12 Point

5 Piece Offset Reversible Ratcheting
 Box Wrench Set - 6 & 12 Point533
 5 Piece Ratcheting Box Wrench Set - 6 & 12 Point536
 7 Piece Offset Reversible Ratcheting
 Box Wrench Set - 6 & 12 Point533

Boxed 12 Point

3 Piece Ratcheting Box Wrench Set - 12 Point536
 5 Piece Full Polish Box Wrench Set - 12 Point565
 5 Piece Metric Reversible
 Ratcheting Box Wrench Set - 12 Point.534
 5 Piece Ratcheting Box Wrench Set - 12 Point.536
 5 Piece Reversible Ratcheting
 Box Wrench Set - 12 Point534
 6 Piece Satin Deep Offset Box Wrench Set - 12 Point . .568
 7 Piece Box Wrench Set - 12 Point564
 7 Piece Full Polish Offset Box Wrench Set - 12 Point . .567
 7 Piece Metric Full Polish Box Wrench Set - 12 Point. .568
 8 Piece Black Oxide Box Wrench Set - 12 Point565
 11 Piece Full Polish Metric Box Wrench Set - 12 Point . .567
 15 Degree Double Box Wrenches - 12 Point562
 Facom® 5 Piece Satin Metric
 Obstruction Box Wrench Set570

Boxed Spline

7 Piece Full Polish Double Box Wrench Set - Spline . . .563
 15 Degree Long Double Box Wrenches - Spline.562

Combination 6 Point

8 Piece Short Combination Wrench Set- 6 Point553
 10 Piece Combination ASD Wrench Sets.544
 10 Piece Metric Combination ASD Wrench Sets548

Combination 6 & 12 Point

Facom® 16 Piece Short Satin Metric
 Combination Wrench Set - 6 & 12 Point554

Combination 12 Point

6 Piece Black Oxide Metric Combination Wrench Set - 12
 Point550
 7 Piece Combination ASD Wrench Sets - 12 Point544
 7 Piece Full Polish Metric
 Non-Reversible Ratcheting Wrench Set- 12 Point . . .524
 8 Piece Full Polish Reverse
 Ratcheting Wrench Set - 12 Point.520
 8 Piece Satin Metric
 Combination ASD Wrench Set - 12 Point550

9 Piece Metric Combination ASD Wrench Sets - 12 Point549	STANLEY® 13 Piece Full Polish Long Combination Wrench Set – 12 Point879
9 Piece Metric Combination Wrench Sets - 12 Point549	STANLEY® 13 Piece Full Polish Metric Long Combination Wrench Set – 12 Point880
9 Piece Reversible Ratcheting Combination Wrench Sets520	STANLEY® 14 Piece Satin Finish Combination Wrench Set – 12 Point.879
10 Piece Combination ASD Wrench Sets.544	STANLEY® 6 Piece Full Polish Combination Wrench Set – 12 Point.880
10 Piece Metric Combination ASD Wrench Sets548	STANLEY® 7 Piece Ratcheting Combination Wrench Set – 12 Point.881
11 Piece Combination ASD Wrench Sets - 12 Point543		
11 Piece Full Polish Metric Combination Wrench Set - 12 Point548	Combination Spline	
11 Piece Short Combination Wrench Sets - 12 Point552	8 Piece Black Chrome Combination Locking Flex-Head Ratcheting Wrench Set - Spline527
12 Piece Full Polish Metric Non-Reversible Ratcheting Combination Wrench Set - 12 Point524	8 Piece Black Chrome Double Box Reversible Ratcheting Wrench Set - Spline.530
13 Piece Reversible Ratcheting Combination Wrench Sets521	9 Piece Black Chrome Combination Stubby Reversible Ratcheting Wrench Set - Spline.529
14 Piece Black Oxide Combination ASD Wrench Set - 12 Point.543	9 Piece Black Chrome Non-Reversible Ratcheting Combination Wrench Set - Spline.523
14 Piece Full Polish Metric Combination Wrench Set- 12 Point547	9 Piece Reversible Ratcheting Combination Wrench Sets520
14 Piece Full Polish Non-Reversible Ratcheting Combination Wrench Set - 12 Point523	10 Piece Black Chrome Metric Non-Reversible Ratcheting Combination Wrench Set - Spline.524
14 Piece Metric Short Combination Wrench Sets - 12 Point552	11 Piece Full Polish Reversible Ratcheting Combination Wrench Set - Spline517
15 Piece Combination ASD Wrench Sets - 12 Point542	12 Piece Black Chrome Metric Combination Locking Flex-Head Ratcheting Wrench Set - Spline527
15 Piece Metric Combination ASD Wrench Sets - 12 Point546	13 Piece Black Chrome Metric Combination Stubby Reversible Ratcheting Wrench Set - Spline529
15 Piece Satin Metric Combination ASD Wrench Set - 12 Point.547	13 Piece Reversible Ratcheting Combination Wrench Sets521
16 Piece Satin Combination Wrench Set - 12 Point.542	14 Piece Full Polish Metric Reversible Ratcheting Combination Wrench Set - Spline518
17 Piece Full Polish Metric Combination Wrench Set - 12 Point546	15 Piece Full Polish Combination Wrench Set- Spline540
18 Piece Satin Combination ASD Wrench Set- 12 Point.545	18 Piece Full Polish Reversible Ratcheting Combination Wrench Set - Spline517
18 Piece Satin Metric Combination ASD Wrench Set - 12 Point.545	20 Piece Full Polish Metric Reversible Ratcheting Combination Wrench Set - Spline518
20 Piece Reversible Ratcheting Combination Wrench Sets520	20 Piece Reversible Ratcheting Combination Wrench Sets520
22 Piece Reversible Ratcheting Combination Wrench Sets521	22 Piece Reversible Ratcheting Combination Wrench Sets521
26 Piece Satin Combination ASD Wrench Set - 12 Point.541		
31 Piece Satin Combination ASD Wrench Set - 12 Point.541	Flare Nut	
STANLEY® 11 Piece Fractional Combination Wrench Set – 12 Point.880	3 Piece Double End Flare Nut Wrench Sets598
STANLEY® 11 Piece Full Polish Metric Combination Wrench Set – 12 Point880	5 Piece Metric Double End Flare Nut Wrench Sets599
STANLEY® 11 Piece Satin Finish Fractional Combination Wrench Set – 12 Point.879	7 Piece Combination Flare Nut Wrench Sets597
		7 Piece Ratcheting Flare Nut Wrench Set - 12 Point537, 600



9 Piece Double End Flare Nut Wrench Set - 6 Point.598
10 Piece Metric Ratcheting Flare Nut Wrench Set - 12 Point601

Flare Nut Crowfoot

3/8" Drive Full Polish Flare Nut Crowfoot Wrenches - 6 Point594
1/2" Drive 15 Piece Flare Nut Crowfoot Wrench Set - 12 Point596
1/2" Drive 39 Piece Flare Nut Crowfoot Wrench Set592

Flex Head

4 Piece Flex-Head Wrench Set - 12 Point556
7 Piece Flex-Head Wrench Set - 12 Point555
Facom® 3 Piece Double Flex-Head Socket Wrench Set557

Ignition

9 Piece Ignition Wrench Set.581
13 Piece Ignition Wrench Set581

Kitted with Foam

3 Piece Adjustable Wrench Set - Satin.254
9 Piece Non-Reversible Ratcheting Combination Wrench Set - Black Chrome - Spline.252
9 Piece Reversible Ratcheting Combination Wrench Set - Black Chrome - Spline254
13 Piece Reversible Ratcheting Combination Wrench Set - Black Chrome - Spline.254
14 Piece Combination Wrench Set - Black Oxide - 12 Point.260
15 Piece Combination Wrench Set - Satin - 12 Point260
15 Piece Combination Wrench Sets - Full Polish - 12 Point260
18 Piece Metric Combination ASD Wrench Set - Satin - 12 Point261
20 Piece Reversible Ratcheting Combination Wrench Set - Black Chrome - Spline263
22 Piece Reversible Ratcheting Combination Wrench Set - Black Chrome - Spline263
30 Piece 3/8" & 1/2" Drive Crowfoot Wrench Set.261

Leverage

Facom® 11 Piece Metric Leverage Wrenches & Handles Set610
---	------

Open-End

5 Piece Satin Metric Open-End Wrench Set573
5 Piece Satin Open-End Wrench Set573
6 Piece Satin Metric Open-End Wrench Set573

10 Piece Black Oxide Open-End Wrench Set572
10 Piece Satin Metric Open-End Wrench Set.572
10 Piece Satin Open-End Wrench Set572
Facom® 16 Piece Short Satin Metric Angle Open-End Wrench Set579
Facom® 5 Piece Full Polish Short Open-End Wrench Set575
Facom® 6 Piece Full Polish Short Metric Open-End Wrench Set575

Open-End Angled

7 Piece Full Polish Angle Open-End Wrench Set577
9 Piece Satin Short Angle Open-End Wrench Set579
11 Piece Full Polish Metric Angle Open-End Wrench Set577
14 Piece Full Polish Angle Open-End Wrench Set577

Specialty

4 Piece Internal Pipe Wrench Set616
Facom® 6 Piece Metric Tappet Wrench Set580

Tether-Ready

3 Piece CliK-Stop® Adjustable Wrench Set	49
3 Piece Flare Nut Wrench Set - 6 Point	45
5 Piece Double Box Ratcheting Metric Wrench Set - 6 & 12 Point.	48
5 Piece Double Box Ratcheting Offset Wrench Set - 6 & 12 Point	48
5 Piece Double Box Ratcheting Wrench Set - 6 & 12 Point	48
5 Piece Flare Nut Metric Wrench Set - 6 Point.	45
7 Piece Double Box Ratcheting Metric Offset Wrench Set - 6 & 12 Point	48
7 Piece Double Box Wrench Set - 12 Point.	45
9 Piece Black Chrome Non-Reversible Combination Ratcheting Wrench Set - Spline.	47
9 Piece Black Chrome Reversible Combination Ratcheting Wrench Set - Spline.	46
10 Piece Black Chrome Metric Non-Reversible Combination Ratcheting Wrench Set - Spline.	47
11 Piece Double Box Metric Wrench Set - 12 Point	45
13 Piece Black Chrome Reversible Combination Ratcheting Wrench Set - Spline.	46
15 Piece Combination ASD Wrench Set - 12 Point	43
15 Piece Metric Combination ASD Wrench Set - 12 Point.	43
Black Chrome Reversible Combination Ratcheting Wrench Sets - Spline	46

WRENCHES

Adapter

4 Piece Ratcheting Wrench Adapter Set - Fractional531
4 Piece Ratcheting Wrench Adapter Set - Metric531

Adjustable

Adjustable Wrenches612
Aerospace Adjustable Wrenches612
Black Oxide Spud Handle Adjustable Wrench611
Clik-Stop® Adjustable Wrenches612
Facom® Insulated Adjustable Wrenches611
Facom® Satin Monkey Wrenches611
STANLEY® Adjustable Wrenches878

Automotive

Heavy-Duty Filter Strap Wrench780
Ignition Wrenches580
Oil Filter Wrenches781
Self-Gripping Oil Filter Wrench780
Swivel Oil Filter Wrench781

Boxed 6 Point

Offset Reversible Ratcheting Double Box Wrenches532
--	------

Boxed 12 Point

Deep Offset Double Box Wrenches - 12 Point561
Double Box Wrenches - 12 Point564
Facom® Full Polish Metric Double Box Wrenches - 12 Point560
Facom® Satin Metric Obstruction Box Wrenches - 12 Point569
Full Polish Offset Box Wrenches - 12 Point566
Modified Offset Double Box Wrenches - 12 Point561
Offset Reversible Ratcheting Double Box Wrenches532
Ratcheting Double Box Wrenches535
Reversible Ratcheting Double Box Wrenches - 12 Point .	.534
Satin Deep Offset Box Wrenches - 12 Point566
Satin Obstruction Box Wrenches - 12 Point569
Short Satin Double Box Wrenches - 12 Point568

Boxed Spline

Full Polish Double Box Wrenches - Spline563
Reversible Ratcheting Box Wrench - Spline535

Chain

Universal Chain Wrench616
----------------------------------	------

Check Nut

Black Oxide Check Nut Wrenches582
--	------

Combination 6 Point

Combination Wrenches538
Facom® Short Satin Metric Combination Wrenches554
Metric Combination Wrenches539
Short Satin Combination Wrenches - 6 Point553

Combination 12 Point

Combination Wrenches538
Metric Combination Wrenches539
Non-Reversible Ratcheting Combination Wrenches522
Reversible Ratcheting Combination Wrenches519
Short Combination Wrenches - 12 Point551

Combination Spline

Double Box Reversible Ratcheting Wrenches - Spline . .	.530
Full Polish Combination Wrenches - Spline540
Full Polish Reversible Ratcheting Combination Wrenches - Spline516
Locking Flex-Head Combination Ratcheting Wrenches - Spline526
Non-Reversible Ratcheting Combination Wrenches522
Reversible Ratcheting Combination Wrenches519
Stubby Combination Reversible Ratcheting Wrenches - Spline528

Crowfoot

1/4" Drive Full Polish Crowfoot Wrenches584
3/8" Drive Full Polish Crowfoot Wrenches585
1/2" Drive Full Polish Crowfoot Wrenches586

Flare Nut

Flare Nut Combination Wrenches596
Ratcheting Flare Nut Wrenches - 12 Point537, 600
Satin Double End Flare Nut Wrenches597

Flare Nut Crowfoot

3/8" Drive Full Polish Flare Nut Crowfoot Wrench Set - 12 Point595
1/2" Drive Full Polish Flare Nut Crowfoot Wrenches - 12 Point595
Flare Nut Crowfoot Wrenches594



Flex Head

Facom® Satin Double Flex-Head Socket Wrenches - 12 Point557
Flex-Head Wrenches556
Satin Combination Flex Head Wrenches - 12 Point555

Insulated

Facom® Insulated Box Wrenches - 12 Point570
Facom® Insulated VSE Metric Open End Wrenches584

Leverage

Black Oxide Leverage Wrench Handles609
Black Oxide Leverage Wrenches609
Facom® Satin Leverage Wrench Handles610
Facom® Satin Leverage Wrenches610

Open End

Extra Thin Satin Open End Wrenches574
Facom® Satin Metric Tappet Open End Wrenches580
Facom® Short Satin Metric Angle Open End Wrenches578
Facom® Short Satin Open End Wrenches574
Full Polish Angle Open End Wrenches576
Open-End Wrenches571
Short Satin Angle Open End Wrenches578

Open End Angled

Facom® Satin Angled Open-Socket Wrenches558
--	------

Pipe

Aluminum Pipe Wrench Replacement Parts614
Aluminum Pipe Wrenches614
Heavy-Duty Cast Iron Pipe Wrench Replacement Parts615
Heavy-Duty Cast Iron Pipe Wrenches615
Internal Pipe Wrenches616

Spanner, Face

Black Oxide Adjustable Face Spanner Wrenches617
Facom® Satin Face Spanner - Round Pin617
Facom® Satin Face Spanner - Square Pin617

Spanner, Hook

Adjustable Hook Spanner Wrenches618
Facom® Heavy Duty Hook Spanner Wrenches618
Facom® Hinged Hook Spanner Wrenches618

Spanner, Pin

Adjustable Pin Spanner Wrenches619
Facom® Hinged Pin Spanner Wrenches620
Facom® Pin Replacements For FA-116 Series620
Facom® Pin Replacements For FA-126A Series620
Facom® Precision Adjustable Pin Spanner Wrenches619
Facom® Satin Pin Replacements - Round617
Facom® Satin Pin Replacements - Square618

Specialty

Facom® Adjustable Heavy Duty Hook Wrenches619
Facom® Black Oxide Engineer Wrenches607
Refrigeration Wrenches536
Satin Service Wrenches583

Spud

Black Oxide Adjustable Spud Wrench602
Black Oxide Box End Spud Wrenches - 12 Point601
Black Oxide Open End Spud Wrenches - Offset Head602

Striking

Black Oxide Heavy Duty Metric Offset Striking Wrenches - 12 Point605
Black Oxide Heavy Duty Offset Striking Wrenches - 12 Point604
Black Oxide Heavy Duty Striking Wrenches - 12 Point603
Black Oxide Heavy Duty Striking Wrenches - 6 Point603
Black Oxide Metric Offset Slugging Wrenches Super Heavy Duty - 12 Point607
Black Oxide Offset Slugging Wrenches Super Heavy Duty - 12 Point606
Black Oxide Offset Striking Dual Dimension Wrenches - 12 Point605

Tether-Ready

Aluminum Pipe Wrenches49
Black Oxide Heavy-Duty Offset Striking Wrenches - 12 Point51
Satin Klik-Stop® Adjustable Wrenches49
Satin Combination Wrenches - 12 Point44
Satin Metric Combination Wrenches - 12 Point44

0

011031S	901	11-041	833	12-101	869
014461M	899	11-080	833	12-105	869
014710R	899	11-081	833	12-136	867
014725R	899	11-300	832	12-137	867
016011R	895	11-301	832	12-138	867
016013R	896	11-301L	832	12-139	867
019151M	896	11-301T	832	12-140	867
020800R	897	11-515	833	12-220	869
023001W	895	11-700A	830	12-247	869
024013S	896	11-700L	830	12-904	868
026180R	895	11-800	830	12-905	868
028001L	895	11-800L	830	12-920	868
029025R	898	11-800T	830	12-951	870
033026R	898	11-911A	831	12-960	868
037025H	898	11-921	831	12-978	870
060864R	902	11-921A	831	125A.120	618
		11-921B	831	125A.180	618
		11-921L	831	125A.35	618
		11-921T	831	125A.50	618
		11-921Z	831	125A.80	618
		11-931A	831	126.E120	620
		11-931D	831	126.E180	620
		11-937L	830	126.E35	620
		11-961	832	126.E50	620
		11-961A	832	126.E80	620
		11-983	832	126A.120	620
		11-983A	832	126A.180	620
		11-984	832	126A.35	620
		11-987	831	126A.50	620
		11-988	831	126A.80	620
		113.10TAVSE	611	14-563	877
		113.12TAVSE	611	15-087	834
		113.15TAVSE	611	15-104	836
		113.8TAVSE	611	15-113	838
		115A.100	619	15-206	837
		115A.200	619	15-334	835
		115A.50	619	15-556	837
		116.100	619	15-579	835
		116.100E1	620	15-612	839
		116.100E2	620	15-726	835
		116.200	619	15-809	839
		116.200E1	620	16-050	870
		116.200E2	620	16-150	852
		116.50	619	16-299	850
		116.50E1	620	16-300	852
		116.50E2	620	16-308	852
		117.B	617	16-312	852
		117.E1	617	16-401	851
		117.E2	617	16-970	851
		117.E3	617	16-971	851
		117.E4	617	16-975	850
		118.EC4	618	16-977	850
		118.EC5	618	16-978	850
		118.EC8	618	16-980	850
		118A	617	16-981	850
		119.3/4	618	17-202	835
		119.3/8	618	180.VE	696

1

10-049	826				
10-073	825				
10-079	822				
10-099	823				
10-099U	823				
10-143P	829				
10-150	829				
10-175	823				
10-179	822				
10-189C-TT	66				
10-189C	827				
10-189P	827				
10-209	824				
10-280	829				
10-299	824				
10-399	824				
10-431	828				
10-481	828				
10-499	822				
10-509	825				
10-525	823				
10-707	822				
10-778	821				
10-779	823				
10-780	824				
10-788	821				
10-789	821				
10-823	826				
10-855	825				
10-989	822				
105.230	611				
105.280	611				
105.375	611				
11-040	832				



180.VSE	699
1820.AVSE	702
185.20AVSE	699
185A.20VE	696
187.16AVSE	699
187.18AVSE	699
187.20AVSE	699
187A.16VE	697
187A.18VE	697
188.16AVSE	700
188A.16VE	697
188A.20VE	697
189.17AVSE	700
190.16AVSE	701
192.14AVSE	702
192.16AVSE	702
192.18AVSE	702
192A.16VE	698
192A.18VE	698
193.16AVSE	699
193A.16VE	696
194.17AVSE	700
194A.17VE	697
195.20AVSE	700
195A.16VE	698
195A.20VE	698

2

20-001K-TT	65
20-045	834
20-065	834
20-112	839
20-526	834
20-531	836
20-556	837
20-600	839
20-807	839
21-115	872
21-291	872
21-299A	872
21-398	872
21-399	872
21-515	872
22-121	873
22-122	873
22.1/2X9/16	574
22.10X11	574
22.11/32X7/	574
22.12X13	574
22.3.2X5.5	574
22.3/16X1/4	574
22.4X5	574
22.5/16X3/8	574
22.6X7	574
22.7/32X9/3	574

22.8X9	574
22.JE6T	575
22.JU5T	575
28-510	833

3

30-454	809
30-455	809
30-456	809
30-464	809
30-485	809
30-495	809
30-496	809
31.10X11	580
31.12X13	580
31.14X15	580
31.16X17	580
31.18X19	580
31.6X7	580
31.8X9	580
31.JE6T	580
33-115	808
33-116	808
33-158	808
33-212	808
33-215	808
33-272	808
33-312	808
33-425	808
33-428	808
33-430	808
33-716	807
33-725	807
33-726	807
33-730	807
33-735	807
33-740	807
33-805	807
33-835	808
34-103	810
34-106	810
34-790	810
34-793	810
34.10	578
34.11	578
34.12	578
34.13	578
34.14	578
34.15	578
34.16	578
34.17	578
34.3.2	578
34.4	578
34.5.5	578
34.5	578

34.6	578
34.7	578
34.8	578
34.9	578
34.JL16T	579
36-081	808
39.3.2H	554
39.4H	554
39.5.5H	554
39.5H	554
39.JE16T	554
391.16AVSE	702
391A.16VE	698

4

412.10AVSE	701
412.14AVSE	701
412.150AVSE	701
414.45AVSE	701
414.52AVSE	701
42-072	811
42-076	811
42-264	812
42-294	812
42-324	811
42-328	811
42-465	811
42-480	811
43-511	811
45-011	815
45-300	815
45-500	816
45-910	815
45-912	816
45.30	607
45.32	607
45.34	607
45.36	607
45.38	607
45.41	607
45.46	607
45.50	607
45.55	607
45.60	607
45.65	607
45.70	607
45.75	607
46-028	817
46-053	816
46-067	817
46-071	816
46-123	817
46-222	817
46.10AVSE	584
46.11AVSE	584

46.12AVSE	584
46.13AVSE	584
46.14AVSE	584
46.15AVSE	584
46.16AVSE	584
46.17AVSE	584
46.18AVSE	584
46.19AVSE	584
46.21AVSE	584
46.8AVSE	584
46.9AVSE	584
47-099	813
47-140L	813
47-324B	814
47-329B	814
47-480L	813
47-681L	813
47-973	814

5

51-104	845
51-162	841
51-163	841
51-165	841
51-167	841
51-169	841
51-177	841
51-616	841
51-716	841
518150M	894
54-012	842
54-016	842
54-022	844
54-024	842
54-032	842
54-524	842
54-532	842
54-716	842
54.M1B	610
54.M2B	610
54.M3B	610
54.M4B	610
54.P9M	610
540S	67
54A.24	610
54A.30	610
54A.32	610
54A.36	610
54A.41	610
54A.46	610
54A.50	610
54A.55	610
54A.60	610
54A.65	610
54A.70	610

55-035	849
55-045	848
55-102	848
55-104	848
55-119	847
55-120	847
55-122	847
55-130-TT	64
55-136	849
55-515	848
55-525	848
55-526	848
55.10AVSE	570
55.11AVSE	570
55.12AVSE	570
55.13AVSE	570
55.14AVSE	570
55.15AVSE	570
55.16AVSE	570
55.17AVSE	570
55.18AVSE	570
55.19AVSE	570
55.21AVSE	570
55.8AVSE	570
55.9AVSE	570
550S	67
56-003	844
56-204	843
56-218	843
56-808	844
56-810	844
56-812	844
560S	67
57-522	845
57-530	845
57-531	845
57-532	845
57-533	845
57-534	845
57-540	846
57-541	846
57-542	846
57-543	846
57-550	846
57-552	846
57-554	846
57-594	845
57.10X12	569
57.11X13	569
57.13X15	569
57.14X16	569
57.14X17	569
57.15X17	569
57.16X18	569
57.19X22	569
57.JE5	570
59.10X11	560

59.12X13	560
59.14X15	560
59.16X17	560
59.18X19	560
59.21X23	560
59.22X24	560
59.26X28	560
59.27X29	560
59.30X32	560
59.6X7	560
59.8X9	560

6

602.AVSE	702
62-541	865
62-546	865
64-100-A	862
64-101-A	862
64-102-A	862
64-103-A	862
64-104-A	862
64-105-A	862
64-170-A	862
64-171-A	862
64-172-A	862
65-902	865
65-903	865
66-011-A	863
66-013-A	863
66-015-A	863
66-018-A	863
66-052	866
66-090	865
66-091	865
66-092	865
66-101-A	863
66-102-A	863
66-103-A	863
66-110-A	863
66-112-A	863
66-113-A	863
66-114-A	863
66-116-A	863
66-118-A	863
66-150-A	862
66-156-A	862
66-157-A	862
66-158-A	861
66-160-A	863
66-161-A	863
66-162-A	863
66-163-A	863
66-164-A	863
66-166-A	863
66-168-A	863



66-170-A	863
66-172-A	863
66-174-A	863
66-176-A	863
66-178-A	863
66-180-A	863
66-182-A	863
66-183-A	863
66-186-A	863
66-188-A	863
66-520-A	861
66-565	864
66-565P	864
66-568-A	861
66-708	864
66A.1/2X9/1	557
66A.10X11	557
66A.12X13	557
66A.14X15	557
66A.16X17	557
66A.18X19	557
66A.20X22	557
66A.21X23	557
66A.24X27	557
66A.3/8X7/1	557
66A.30X32	557
66A.5/8X3/4	557
66A.6X7	557
66A.8X9	557
66A.JU3	557
69-122	866

7

75.1/2	558
75.1/4	558
75.1	558
75.11/16	558
75.13/16	558
75.15/16	558
75.3/4	558
75.3/8	558
75.5/16	558
75.5/8	558
75.7/16	558
75.7/8	558
75.9/16	558
75.JU10	560
76.10	559
76.11	559
76.12	559
76.13	559
76.14	559
76.15	559
76.16	559
76.17	559

76.18	559
76.19	559
76.20	559
76.21	559
76.22	559
76.23	559
76.24	559
76.25	559
76.26	559
76.27	559
76.28	559
76.29	559
76.30	559
76.31	559
76.32	559
76.33	559
76.34	559
76.35	559
76.36	559
76.38	559
76.6	559
76.7	559
76.8	559
76.9	559
77-050	819

8

83-069M	878
83.10AVSE	662
83.12AVSE	662
83.3AVSE	662
83.4AVSE	662
83.5AVSE	662
83.6AVSE	662
83.8AVSE	662
84-020	875
84-027	874
84-028	874
84-056	875
84-058	875
84-097	875
84-101	876
84-104	876
84-105	876
84-108	876
84-109	875
84-110	875
84-111	875
84-112	876
84-113	876
84-114	876
84-213	878
84-519K	828
84-810	877
84-815	877

85-388	889
85-404	890
85-405	890
85-425	891
85-434	891
85-450	879
85-595	887
85-927	880
85-990	879
87-244	879
87-245	880
87-367	878
87-369	878
87-471	878
87-473	878
87-720	881
89-618W	893
89-817	881
89-818	881
89-819	881
89-858	874
89-859	874
89-865	874
89-869	874
89-870	874

9

91-929	881
92-802	889
92-804	889
92-824	892
92-839	892
93-300	849
94-385W	880
94-386W	880
94-542W	881
94-690	888
94-966	893
94T.10AVSE	637
94T.11AVSE	637
94T.12AVSE	637
94T.13AVSE	637
94T.14AVSE	637
94T.6AVSE	637
94T.8AVSE	637
94TL.10AVSE	637
94TL.13AVSE	637
94TL.16AVSE	637
94TL.17AVSE	637
94TL.19AVSE	637
95-151	873
95-443	893
96-010	887
96-011	884
97-543	885

B

BC.109VSE	116
BC.110VSE	116
BP.P26	111
BV.100	113
BV.5A	113
BV.7A	113

C

CT10X	856
-----------------	-----

D

D26950	66
DIYBK	104
DIYBL	104

F

FMHT10242	827
FMHT10288	820
FMHT10289	820
FMHT10827	825
FMHT33316	65
FMHT33316S	806
FMHT33338L	65
FMHT33348	65, 806
FMHT33502S	806
FMHT33509S	806
FMHT33706	807
FMHT33865S	807
FMHT33866	807
FMHT36325S	806
FMHT36335S	806
FMHT43610	812
FMHT56006	843
FMHT56009	843
FMHT73558	877
FMHT73561	878
FMHT73755	877
FMHT73756	877
FMHT77407	818
FMMT71663	883
FMMT71664	883
FMMT71665	882
FMST14820	899
FMST14920	899
FMST530201	894

G

GR10	859
GR100	858
GR20	859
GR25-2	859
GS10DT	860
GS20DT	860
GS25DT	860

J.

J.10AVSE	386
J.11AVSE	386
J.12AVSE	386
J.13AVSE	386
J.13LAVSE	387
J.14AVSE	386
J.14LAVSE	387
J.151AVSE	278
J.15AVSE	386
J.16AVSE	386
J.16LAVSE	387
J.17AVSE	386
J.17LAVSE	387
J.18AVSE	386
J.18LAVSE	387
J.19AVSE	386
J.19LAVSE	387
J.401AVSE	352
J.8AVSE	386
J.8LAVSE	387

JO

J000A	794
J000AA	794
J000BR	795
J000C	796
J000D	796
J000J	797
J000K	797
J000M	795
J000N	794
J000R	796
J000SL	795
J000TL	795
J0015	796
J002	796
J002L	796
J003	796
J004	796
J004L	796
J005	796
J005L	796

J006	796
J009	796
J00MM15	794
J00MM25	794
J010	796
J05400	110
J07500-10	431
J07500P	467
J07500R	467
J07509	460
J07509L	463
J07509T	460
J07510	460
J07510L	463
J07510SS	462
J07510T	460
J07511	460
J07511L	463
J07511SS	462
J07511T	460
J07512-LT	464
J07512	460
J07512L	463
J07512S	462
J07512T	460
J07513-LT	464
J07513	460
J07513L	463
J07513S	462
J07513SL	464
J07513SS	462
J07513T	460
J07514-LT	464
J07514	460
J07514L	463
J07514S	462
J07514T	460
J07515-LT	464
J07515	460
J07515L	463
J07515S	462
J07515T	460
J07516-LT	464
J07516	460
J07516L	463
J07516S	462
J07516T	460
J07517-LT	464
J07517	460
J07517L	463
J07517M	461
J07517MT	461
J07517S	462
J07517T	460
J07518-LT	464
J07518	460
J07518L	463



JO7518S	462	JO7526	460	JO7535T	460
JO7518T	460	JO7526L	463	JO7536	460
JO7519-LT	464	JO7526M	461	JO7536M	461
JO7519	460	JO7526ML	463	JO7536ML	463
JO7519L	463	JO7526MLT	463	JO7536MLT	463
JO7519M	461	JO7526MT	461	JO7536MT	461
JO7519ML	463	JO7526T	460	JO7536T	460
JO7519MLT	463	JO7527	460	JO7537	460
JO7519MT	461	JO7527L	463	JO7538	460
JO7519S	462	JO7527M	461	JO7538M	461
JO7519T	460	JO7527ML	463	JO7538ML	463
JO7520-LT	464	JO7527MLT	463	JO7538MLT	463
JO7520	460	JO7527MT	461	JO7538MT	461
JO7520L	463	JO7527T	460	JO7538T	460
JO7520M	461	JO7528	460	JO7540M	461
JO7520MT	461	JO7528L	463	JO7540MT	461
JO7520S	462	JO7528M	461	JO7541M	461
JO7520T	460	JO7528MT	461	JO7541ML	463
JO7521-LT	464	JO7528T	460	JO7541MLT	463
JO7521	460	JO7529	460	JO7541MT	461
JO7521L	463	JO7529L	463	JO7542M	461
JO7521M	461	JO7529M	461	JO7542MT	461
JO7521ML	463	JO7529MT	461	JO7543M	461
JO7521MLT	463	JO7529T	460	JO7543ML	463
JO7521MT	461	JO7530	460	JO7543MLT	463
JO7521S	462	JO7530L	463	JO7543MT	461
JO7521T	460	JO7530M	461	JO7546M	461
JO7522-LT	464	JO7530ML	463	JO7546MT	461
JO7522	460	JO7530MLT	463	JO7550M	461
JO7522L	463	JO7530MT	461	JO7550MT	461
JO7522M	461	JO7530T	460	JO7565	466
JO7522ML	463	JO7531	460	JO7567	466
JO7522MLT	463	JO7531M	461	JO7568	466
JO7522MT	461	JO7531MT	461	JO7569	466
JO7522T	460	JO7531T	460	JO7570A	465
JO7523-LT	464	JO7532	460	JO75901	466
JO7523	460	JO7532L	463	JO75903/4	466
JO7523L	463	JO7532M	461	JO75905/8	466
JO7523M	461	JO7532ML	463	JO75907/8	466
JO7523ML	463	JO7532MLT	463	JO75909/16	466
JO7523MLT	463	JO7532MT	461	JO7595	434
JO7523MT	461	JO7532T	460	JO7655	466, 473
JO7523T	460	JO7533	460	JO7656	466, 473
JO7524-LS	465, 776	JO7533M	461	JO9902	483
JO7524-LT	464	JO7533ML	463	JO9904	483
JO7524	460	JO7533MLT	463	JO9915	484
JO7524L	463	JO7533MT	461	JO9918	484
JO7524M	461	JO7533T	460	JO9919	484
JO7524ML	463	JO7534	460	JO9920	484
JO7524MLT	463	JO7534M	461	JO9921	484
JO7524MT	461	JO7534MT	461	JO9922	484
JO7524T	460	JO7534T	460	JO9923	484
JO7525	460	JO7535	460	JO9924	484
JO7525L	463	JO7535M	461	JO9925	484
JO7525M	461	JO7535ML	463	JO9926	484
JO7525MT	461	JO7535MLT	463	JO9927	484
JO7525T	460	JO7535MT	461	JO9928	484

J09929	484	J10018T	468	J10030ML	473
J09930	484	J10019	468	J10030S	470
J09931	484	J10019L	472	J10030T	468
J09932	484	J10019M	469	J10031	468
J09934	484	J10019S	470	J10031L	472
J09935	484	J1001SS	439	J10032	468
J09936	484	J10020	468	J10032L	472
J09938	484	J10020L	472	J10032M	469
J09939	484	J10020S	470	J10032ML	473
J09941	484	J10020T	468	J10032S	470
J09942	484	J10021	468	J10032T	468
J09944	484	J10021L	472	J10033	468
J09947	484	J10021S	470	J10033L	472
J09948	484	J10021T	468	J10033M	469
J09950	484	J10022	468	J10033ML	473
		J10022L	472	J10033T	468
		J10022M	469	J10034	468
		J10022S	470	J10034L	472
		J10022T	468	J10035	468
		J10023	468	J10035L	472
		J10023L	472	J10035M	469
		J10023S	470	J10035ML	473
		J10023T	468	J10035S	470
		J10024	468	J10036	468
		J10024L	472	J10036L	472
		J10024LS	474, 776	J10036M	469
		J10024M	469	J10036ML	473
		J10024ML	473	J10036T	468
		J10024S	470	J10037	468
		J10024SS	470	J10037L	472
		J10024T	468	J10038	468
		J10025	468	J10038L	472
		J10025L	472	J10038M	469
		J10026	468	J10038ML	473
		J10026L	472	J10038T	468
		J10026M	469	J10039	468
		J10026S	470	J10039L	472
		J10026T	468	J10040	468
		J10027	468	J10040L	472
		J10027L	472	J10041	468
		J10027M	469	J10041L	472
		J10027ML	473	J10041M	469
		J10027S	470	J10041ML	473
		J10027T	468	J10042	468
		J10028	468	J10042L	472
		J10028L	472	J10042M	469
		J10028M	469	J10043	468
		J10028ML	473	J10044	468
		J10028S	470	J10044L	472
		J10028T	468	J10045	468
		J10029	468	J10045L	472
		J10029L	472	J10046	468
		J10029M	469	J10046L	472
		J10029S	470	J10046M	469
		J10030	468	J10046ML	473
		J10030L	472	J10047	468
		J10030M	469	J10047L	472

J1

J100	633
J10000P1	475
J10000P2	475
J10000R1	475
J10000R2	475
J10004	473
J10004	480
J10005	473
J1000G-500	567
J10012	468
J10012L	472
J10012SS	470
J10012T	468
J10013	468
J10013L	472
J10013SS	470
J10014	468
J10014L	472
J10014S	470
J10014SS	470
J10014T	468
J10015	468
J10015L	472
J10015S	470
J10015SS	470
J10015T	468
J10016	468
J10016L	472
J10016S	470
J10016SS	470
J10016T	468
J10017	468
J10017L	472
J10017T	468
J10018	468
J10018L	472
J10018S	470
J10018SS	470



J10048	468	J1053M	566	J1131	568
J10048L	472	J1057M	566	J113440L	564
J10050	468	J1058M	566	J1135B	564
J10050L	472	J10607	474	J1135SPL	563
J10050M	469	J10608	474	J1139	564
J10050ML	473	J10609	474	J1139B	564
J10052	468	J1061M	566	J1140B	564
J10052L	472	J1064M	566	J1142SPL	563
J10052M	469	J1065M	566	J1144SPL	563
J10054	468	J10670A	474	J1145B	564
J10054L	472	J1068M	566	J114BP	111
J10054M	469	J1069M	566	J1150B	564
J10055M	469	J1072M	566	J1151	564
J10055ML	473	J1073M	566	J1151B	564
J10056	468	J1077M	566	J1155	564
J10056L	472	J1079M	566	J1160	564
J10056M	469	J10P2-HD	704	J1162	564
J10058	468	J11/2P1-HD	704	J1164	564
J10058L	472	J1100D-M	568	J1170	564
J10058M	469	J1100G	565	J1171	564
J10060L	472	J1100MB	565	J1172	564
J10060M	469	J1100R-TT	45	J1173	564
J10060ML	473	J1100R	564	J1174	564
J10062	468	J1100S-M-TT	45	J1175	564
J10062L	472	J1100S-M	567	J1176	564
J10063M	469	J1100SPL	563	J1179T	532
J10064	468	J110810L	562	J1180A-TT	48
J10064L	472	J110810SPL	562	J1180A	533
J10065M	469	J111012L	562	J1180MA-TT	48
J10065ML	473	J1111	536	J1180MA	533
J10066	468	J1112	536	J1181-A	532
J10066L	472	J111214L	562	J1181M-A	532
J10067M	469	J111214SPL	562	J1181T	532
J10068	468	J111416L	562	J1182-A	532
J10068L	472	J111618L	562	J1182M-A	532
J10070M	469	J111618SPL	562	J1182T	532
J10070ML	473	J111820L	562	J1183-A	532
J10072	468	J111820SPL	562	J1183MA-A	532
J10072L	472	J1118SPL	563	J1183T	532
J10075M	469	J1120	568	J1184-A	532
J10075ML	473	J1120LB	564	J1184MA-A	532
J10080M	469	J1122	568	J1185-A	532
J10080ML	473	J112224L	562	J1185M-A	532
J1012-500	566	J112224SPL	562	J1186	532
J1012A	561	J1122SPL	563	J1186M-A	532
J1016-500	566	J112428L	564	J1187M-A	532
J1016A	561	J1125LB	564	J1190A-TT	48
J1018-500	566	J1126	568	J1190A	536
J1020A	561	J112630L	562	J1190B	536
J1022-500	566	J112630SPL	562	J1190LO	534
J1024A	561	J1126L	564	J1190MA-TT	48
J1026-500	566	J1126LB	564	J1190MA	536
J1028A	561	J1126SPL	563	J1190MLO	534
J1030-500	566	J112832L	562	J1191LO	534
J1034-500	566	J112832SPL	562	J1191M-A	535
J1050M	566	J1130LB	564	J1191MLO	534
J1051M	566	J1130SPL	563	J1191T-A	535

J1192LO	534	J1200K-MASD	548	J1208MBA	539
J1192M-A	535	J1200M9T5	549	J1208MES	551
J1192MLO	534	J1200MB6	550	J1208MESB	551
J1192SPL	535	J1200MB9	549	J1208MH-T500	539
J1192T-A	535	J1200MES-14	552	J1208MHA	539
J1193LO	534	J1200MESB-14	552	J1208SC	625
J1193MA-A	535	J1200MHASD	548	J1208SCL	626
J1193MLO	534	J1200MHASD8	550	J1208SCP	625
J1193T-A	535	J1200MHASDT500	548	J1208SPL	540
J1194-A	535	J1200P-MASD-TT	43	J1209-T500	538
J1194LO	534	J1200P-MASD	547	J1209A	538
J1194MA-A	535	J1200R-MASD	261, 545	J1209EFS	553
J1194MLO	534	J1200R-MASDF	261	J1209ES	551
J1195-A	535	J1200R-MASDK	261	J1209ESB	551
J1195LO	534	J1200RM-T500	546	J1209M-T500	539
J1195M-A	535	J1200SPL	540	J1209MA	539
J1195MLO	534	J1202SC	629	J1209MBA	539
J1196-A	535	J1202SCXL	627	J1209MES	551
J1196M	535	J1204EFS	553	J1209MESB	551
J1197-A	535	J1204SC	629	J1209MH-T500	539
J1197M	535	J1204SS	629	J1209MHA	539
J1198	535	J1205EFS	553	J1209SPL	540
J1199	535	J1206EFS	553	J1209ST	628
J1200-80ASD	541	J1206M-T500	539	J120TB	111
J1200-90ASD	541	J1206MA	539	J1210-T500	538
J12000F	262	J1206MBA	539	J12100	538
J12000K	262	J1206MES	551	J12104	538
J12000S	262, 632	J1206MESB	551	J1210A-TT	44
J1200CS	545	J1206MH-T500	539	J1210A	538
J1200EFS	553	J1206MHA	539	J1210BA	538
J1200ES-11	552	J1206SCP	626	J1210EFS	553
J1200ESB-11	552	J1206SP-TT	63	J1210ES	551
J1200F-HD	542	J1206SP	627	J1210ESB	551
J1200F-MASD	546	J1206SRF	627	J1210H-T500	538
J1200F-MBASD	546	J1206SSF-TT	63	J1210HA	538
J1200F-T500	260, 542	J1207EFS	553	J1210M-T500	539
J1200F-T500F	260	J1207M-T500	539	J1210MASD-TT	44
J1200F-T500K	260	J1207MA-TT	44	J1210MASD	539
J1200FASD-TT	43	J1207MA	539	J1210MBASD	539
J1200FASD	260, 542	J1207MBA	539	J1210MES	551
J1200FASDF	260	J1207MES	551	J1210MESB	551
J1200FASDK	260	J1207MESB	551	J1210MH-T500	539
J1200FBASD	260, 543	J1207MH-T500	539	J1210MHASD	539
J1200FBASDF	260	J1207MHA	539	J1210SPL	540
J1200FBASDK	260	J1207SND	632	J1211-T500	538
J1200GASD	544	J1207STP	628	J12112	538
J1200GASD11	543	J1208-T500	538	J1211A	538
J1200GHASD	544	J1208A	538	J1211BA	538
J1200GHASDT500	544	J1208BA	538	J1211EFS	553
J1200H-MASD	549	J1208EFS	553	J1211ES	551
J1200H-T500	544	J1208ES	551	J1211ESB	551
J1200H11T5	543	J1208ESB	551	J1211H-T500	538
J1200HASD	544	J1208H-T500	538	J1211HA	538
J1200HBASD	544	J1208HA	538	J1211M-T500	539
J1200HM-T500	549	J1208M-T500	539	J1211MASD	539
J1200HM11T5	548	J1208MA-TT	44	J1211MBASD	539
J1200HM14T5	547	J1208MA	539	J1211MES	551



J1211MESB	551	J1216ASD-TT	44	J1220HASD	538
J1211MH-T500	539	J1216ASD	538	J1220M-T500	539
J1211MHASD	539	J1216BASD	538	J1220MASD-TT	44
J1211SPL	540	J1216ES	551	J1220MASD	539
J1212-T500	538	J1216ESB	551	J1220MBASD	539
J12120	538	J1216H-T500	538	J1220MS	551
J12124	538	J1216HASD	538	J1220SPL	540
J1212ASD-TT	44	J1216M-T500	539	J1221M-T500	539
J1212ASD	538	J1216MASD-TT	44	J1221MASD	539
J1212BASD	538	J1216MASD	539	J1221MBASD	539
J1212EFS	553	J1216MBASD	539	J1221MS	551
J1212ES	551	J1216MES	551	J1222-T500	538
J1212ESB	551	J1216MESB	551	J1222ASD-TT	44
J1212H-T500	538	J1216MH-T500	539	J1222ASD	538
J1212HASD	538	J1216MHASD	539	J1222BASD	538
J1212M-T500	539	J1216SPL	540	J1222ES	551
J1212MASD-TT	44	J1217M-T500	539	J1222ESB	551
J1212MASD	539	J1217MASD	539	J1222H-T500	538
J1212MBASD	539	J1217MBASD	539	J1222HASD	538
J1212MES	551	J1217MES	551	J1222M-T500	539
J1212MESB	551	J1217MESB	551	J1222MASD-TT	44
J1212MH-T500	539	J1217MH-T500	539	J1222MASD	539
J1212MHASD	539	J1217MHASD	539	J1222MBASD	539
J1212MND	632	J1218-T500	538	J1222MS	551
J1212SPL	540	J1218ASD-TT	44	J1222SPL	540
J1213M-T500	539	J1218ASD	538	J1223M-T500	539
J1213MASD	539	J1218BASD	538	J1223MASD	539
J1213MBASD	539	J1218ES	551	J1223MBASD	539
J1213MES	551	J1218ESB	551	J1223MS	551
J1213MESB	551	J1218H-T500	538	J1224-T500	538
J1213MH-T500	539	J1218HASD	538	J1224ASD-TT	44
J1213MHASD	539	J1218M-T500	539	J1224ASD	538
J1214-T500	538	J1218MASD-TT	44	J1224BASD	538
J1214ASD-TT	44	J1218MASD	539	J1224ES	551
J1214ASD	538	J1218MBASD	539	J1224ESB	551
J1214BASD	538	J1218MES	551	J1224H-T500	538
J1214ES	551	J1218MESB	551	J1224HASD	538
J1214ESB	551	J1218MH-T500	539	J1224M-T500	539
J1214H-T500	538	J1218MHASD	539	J1224MASD-TT	44
J1214HASD	538	J1218SPL	540	J1224MASD	539
J1214M-T500	539	J1219M-T500	539	J1224MBASD	539
J1214MASD-TT	44	J1219MASD	539	J1224MS	551
J1214MASD	539	J1219MBASD	539	J1224SPL	540
J1214MBASD	539	J1219MES	551	J1225M-T500	539
J1214MES	551	J1219MESB	551	J1225MASD	539
J1214MESB	551	J1219MH-T500	539	J1225MBASD	539
J1214MH-T500	539	J1219MHASD	539	J1225MS	551
J1214MHASD	539	J1219SC	262, 624	J1226-T500	538
J1214SPL	540	J1219SCF	262	J1226ASD-TT	44
J1215M-T500	539	J1219SCK	262	J1226ASD	538
J1215MASD	539	J1220-T500	538	J1226BASD	538
J1215MBASD	539	J1220ASD-TT	44	J1226H-T500	538
J1215MES	551	J1220ASD	538	J1226HASD	538
J1215MESB	551	J1220BASD	538	J1226M-T500	539
J1215MH-T500	539	J1220ES	551	J1226MASD-TT	44
J1215MHASD	539	J1220ESB	551	J1226MASD	539
J1216-T500	538	J1220H-T500	538	J1226MBASD	539

J1226S	551	J1236ASD	538	J1270-14A	555
J1226SPL	540	J1236BASD	538	J1270-16A	555
J1227M-T500	539	J1236H-T500	538	J1270-18A	555
J1227MASD	539	J1236HASD	538	J1270-20A	555
J1227MBASD	539	J1236M-T500	539	J1270-22A	555
J1227MS	551	J1236M	539	J1270-24A	555
J1228-T500	538	J1236S	551	J1270	538
J1228ASD-TT	44	J1238-T500	538	J1270A	555
J1228ASD	538	J1238ASD	538	J1270B	556
J1228BASD	538	J1238BASD	538	J1270M	539
J1228H-T500	538	J1238H-T500	538	J1272	538
J1228HASD	538	J1238HASD	538	J1275M	539
J1228M-T500	539	J1238S	551	J1276	538
J1228MASD-TT	44	J1240-T500	538	J1280	538
J1228MASD	539	J1240ASD-TT	44	J1280M	539
J1228MBASD	539	J1240ASD	538	J1282	538
J1228S	551	J1240BASD	538	J1284	538
J1228SPL	540	J1240H-T500	538	J1288	538
J1229M-T500	539	J1240HASD	538	J1290	538
J1229MASD-TT	44	J1240S	551	J1292	538
J1229MASD	539	J1241M	539	J1294	538
J1230-T500	538	J1242-T500	538	J1296	538
J1230ASD-TT	44	J1242	538	J1303AVPS	716
J1230ASD	538	J1242B	538	J1304AVP	717
J1230BASD	538	J1244-T500	538	J1304AVPS	716
J1230H-T500	538	J1244	538	J1304PD	717
J1230HASD	538	J1244B	538	J1308AVP	717
J1230M-T500	539	J1246-T500	538	J1308PD	717
J1230MASD-TT	44	J1246	538	J1312AVP	717
J1230MASD	539	J1246B	538	J1312PD	717
J1230MBASD	539	J1246M	539	J1312PGD	717
J1230MS	551	J1248-T500	538	J1316AVP-TT	53
J1230S	551	J1248	538	J1316AVP	717
J1230SPL	540	J1248B	538	J1316PD	717
J1232-T500	538	J1250-T500	538	J1316PGD	717
J1232ASD-TT	44	J1250	538	J1324AVP-TT	53
J1232ASD	538	J1250B	538	J1324AVP	717
J1232BASD	538	J1250M	539	J1324PD	717
J1232H-T500	538	J1252-T500	538	J1324PGD	717
J1232HASD	538	J1252	538	J1332AVP-TT	53
J1232M-T500	539	J1252B	538	J1332AVP	717
J1232MASD-TT	44	J1254	538	J1332PD	717
J1232MASD	539	J1254B	538	J1332PGD	717
J1232MBASD	539	J1255M	539	J1340AVP	717
J1232MS	551	J1256	538	J1340PD	717
J1232S	551	J1256B	538	J1348AVP	717
J1232SPL	540	J1258	538	J1360	714
J1234-T500	538	J1258B	538	J1360M	714
J1234ASD-TT	44	J1260	538	J1360T	714
J1234ASD	538	J1260B	538	J1362	714
J1234BASD	538	J1260M	539	J1364	714
J1234H-T500	538	J1264	538	J1364M	714
J1234HASD	538	J1264B	538	J1364T	714
J1234M-T500	539	J1265M	539	J1368	718
J1234S	551	J1266	538	J1384M	714
J1236-T500	538	J1268	538	J1384T	714
J1236ASD-TT	44	J1270-12A	555	J138PB	392



J138RSH	397	J15030	476	J15054	476
J138WA	396	J15030L	478	J15054L	478
J138WP-M	393	J15031	476	J15054M	477
J138WP-TH	392	J15031L	478	J15055	476
J138WP	392	J15032	476	J15055L	478
J140-1	616	J15032L	478	J15055M	477
J140-12	616	J15032M	477	J15055ML	479
J140-34	616	J15033	476	J15056	476
J140-38	616	J15033L	478	J15056L	478
J140SET	616	J15034	476	J15057	476
J1429DB	718	J15034L	478	J15057L	478
J14300F	259	J15035	476	J15057ML	479
J14300K	259	J15035L	478	J15058	476
J14300S	259, 719	J15035M	477	J15058L	478
J1430DB	718	J15036	476	J15059	476
J1430G	719	J15036L	478	J15059L	478
J1431DB	718	J15036M	477	J15060	477
J1431G-TT	53	J15037	476	J15060L	479
J1431G	719	J15037L	478	J15060M	477
J1432DB	718	J15038	476	J15061	477
J1432G-TT	53	J15038L	478	J15061L	479
J1432G	719	J15038M	477	J15062	477
J1433G	719	J15039	476	J15062L	479
J1434G	719	J15039L	478	J15063	477
J1435G	719	J15040	476	J15063L	479
J1436G	719	J15040L	478	J15064	477
J1437G	719	J15041	476	J15064L	479
J1438G	719	J15041L	478	J15065	477
J1439G	719	J15041M	477	J15065L	479
J1441G	718	J15041ML	479	J15065M	477
J1442G	719	J15042	476	J15066	477
J1443G	719	J15042L	478	J15066L	479
J1444G	719	J15043	476	J15067	477
J1448A	718	J15043L	478	J15067L	479
J15005	480	J15044	476	J15068	477
J15007	473	J15044L	478	J15068L	479
J15007	480	J15045	476	J15069	477
J150100M	477	J15045L	478	J15069L	479
J150110M	477	J15046	476	J15070	477
J15021	476	J15046L	478	J15070L	479
J15021L	478	J15046M	477	J15070M	477
J15022	476	J15046ML	479	J15071	477
J15022L	478	J15047	476	J15072	477
J15023	476	J15047L	478	J15072L	479
J15023L	478	J15048	476	J15074	477
J15024	476	J15048L	478	J15074L	479
J15024L	478	J15049	476	J15075M	477
J15025	476	J15049L	478	J15076	477
J15025L	478	J15050	476	J15076L	479
J15026	476	J15050L	478	J15076ML	479
J15026L	478	J15050M	477	J15078ML	479
J15027	476	J15051	476	J15080	477
J15027L	478	J15051L	478	J15080M	477
J15028	476	J15052	476	J15080ML	479
J15028L	478	J15052L	478	J15085M	477
J15029	476	J15053	476	J15085ML	479
J15029L	478	J15053L	478	J15090M	477





J25041	482	J25128	482	J25TR20C	114
J25042	482	J2512S	389	J25TR21C	114
J25044	482	J2513S	389	J25TR22C	114
J25046	482	J2514S	389	J25TR23C	114
J25047	482	J2515S	389	J25TR24C	114
J25048	482	J2516S	389	J25TR25C	114
J2504RS	389	J2517S	389	J25TR26C	114
J25050	482	J2518TS	389	J25TR27C	114
J25052	482	J2519TS	389	J25TR28C	114
J25054	482	J251G	689	J25TR29C	114
J25055	482	J2520MAG	389	J25TR30C	114
J25056	482	J2521MAG	389	J25TR31C	114
J25058	482	J2522RS	389	J25TR32C	114
J2505RS	389	J252G	678, 783	J25TR33C	114
J25060	482	J253G-TT	58	J25TR34C	114
J25062	482	J253G	678	J25TR35C	114
J25064	482	J2570	390	J25TR36C	114
J25066	482	J2571	390	J25TR37C	114
J25068	482	J2572	390	J25TR38C	114
J2506R	389	J2573	390	J25TR39C	114
J25070	482	J2575	390	J25TR40C	114
J25072	482	J2576	390	J25TR41C	114
J25074	482	J2577	390	J25TR42C	114
J25076	482	J2578	390	J25TR43C	114
J25078	482	J2579	390	J25TR44C	114
J2507R	389	J2580	390	J25TR46C	114
J25080	482	J2584	390	J25TR47C	114
J25082	482	J2585	390	J25TR49C	114
J25084	482	J2585919	390	J25TR50C	114
J25086	482	J2586	390	J25TR52C	114
J25087	482	J25869113	390	J25TR53C	114
J25088	482	J2587	390	J25TR54C	114
J2508R	389	J2588	390	J25TR55C	114
J25090	482	J25889111	390	J25TR56C	114
J25092	482	J2590	390	J25TR57C	114
J25094	482	J2591	390	J25TR58C	114
J25096	482	J2592	390	J25TR59C	114
J25098	482	J2594	390	J25TR60C	114
J2509R	389	J25TR01C	114	J25TR61C	114
J250G	689	J25TR02C	114	J25TR67C	114
J25100	482	J25TR03C	114	J25TR69C	114
J25102	482	J25TR04C	114	J25TR70C	114
J25104	482	J25TR05C	114	J25TR71C	114
J25106	482	J25TR06C	114	J25TR72C	114
J25108	482	J25TR07C	114	J25TR73C	114
J2510R	389	J25TR08C	114	J25TR74C	114
J25110	482	J25TR09C	114	J25TR76C	114
J25112	482	J25TR10C	114	J25TR77C	114
J25114	482	J25TR11C	114	J25TR78C	114
J25116	482	J25TR12C	114	J25TR79C	114
J25118	482	J25TR13C	114	J25TR80C	114
J2511R	389	J25TR15C	114	J25TR81C	114
J25120	482	J25TR16C	114	J260MG	668
J25122	482	J25TR17C	114	J260MGLN	668
J25124	482	J25TR18C	114	J260MGS	668
J25126	482	J25TR19C	114	J260SG	669

J260SGXL-TT	57	J2629	601	J2644PW	609
J260SGXL	667	J2629PW	609	J2644SW	604
J260XL	684	J2629SW-TT	51	J2646PW	609
J260XLS	666	J2629SW	604	J2646SW	604, 605
J2613	601	J262MG	668	J2646SWM-TT	51
J2614	601	J262SG	669	J2646SWM	605
J2615	601	J262SGXL-TT	57	J2647PW	609
J2616	601	J262SGXL	667	J2647SW	604
J2616SW	604	J262XL	683	J2648PW	609
J2617	601	J262XLS	666	J2648SW	604
J2617PW	609	J2630	601	J2649SW	604
J2617SW-TT	51	J2630PW	609	J264MG	668
J2617SW	604, 605	J2630SW-TT	51	J264SG	669
J2618	601	J2630SW	604	J264SGXL-TT	57
J2618PW	609	J2631PW	609	J264SGXL	667
J2618SW-TT	51	J2631SW-TT	51	J264XL	683
J2618SW	604	J2631SW	604	J2650PW	609
J2619PW	609	J2632	601	J2650SW	604
J2619SW-TT	51	J2632PW	609	J2650SWM-TT	51
J2619SW	604, 605	J2632SW-TT	51	J2650SWM	605
J261SG	669	J2632SW	604, 605	J2654SW	604
J261SGS	669	J2632SWM-TT	51	J2655SWM-TT	51
J261SGXL-TT	57	J2632SWM	605	J2655SWM	605
J261SGXL	667	J2633SW-TT	51	J2656SW	604
J261XL	684	J2633SW	604	J265SG	669
J2620	601	J2634PW	609	J265SGXL-TT	57
J2620PW	609	J2634SW-TT	51	J265SGXL	667
J2620SW-TT	51	J2634SW	604, 605	J265XL	685
J2620SW	604	J2635	601	J2660SW	604
J2621	601	J2635PW	609	J2660SWM-TT	51
J2621PW	609	J2635SW-TT	51	J2660SWM	605
J2621SW-TT	51	J2635SW	604	J2662SW	604
J2621SW	604	J2636PW	609	J2665SWM-TT	51
J2622PW	609	J2636SW-TT	51	J2665SWM	605
J2622SW-TT	51	J2636SW	604, 605	J2666SW	604
J2622SW	604, 605	J2636SWM-TT	51	J2668SW	604
J2623	601	J2636SWM	605	J266G	676
J2623PW	609	J2637PW	609	J266XL	685
J2623SW-TT	51	J2637SW-TT	51	J2670SWM-TT	51
J2623SW	604	J2637SW	604	J2670SWM	605
J2624	601	J2638	601	J2675SWM-TT	51
J2624PW	609	J2638PW	609	J2675SWM	605
J2624SW-TT	51	J2638SW-TT	51	J267G	676
J2624SW	604, 605	J2638SW	604	J267XL	685
J2625SW-TT	51	J2639SW	604	J2680SWM-TT	51
J2625SW	604	J263XL	684	J2680SWM	605
J2626	601	J2640PW	609	J268G	676
J2626PW	609	J2640SW	604, 605	J268PJG	677
J2626SW-TT	51	J2641	601	J268XL	685
J2626SW	604	J2641PW	609	J269G	677
J2627	601	J2641SW	604	J269WSG	677
J2627PW	609	J2641SWM-TT	51	J269XL	685
J2627SW-TT	51	J2641SWM	605	J26HAN24	609
J2627SW	604, 605	J2642PW	609	J26HAN36	609
J2628PW	609	J2642SW	604	J270XL	685
J2628SW-TT	51	J2643SW	604	J2717SW	603
J2628SW	604	J2644	601	J271XL	685

J3146	576	J3426	574	J360B	261, 691
J3148	576	J343/8	635	J360BF	261
J3152	576	J3430	574	J360BK	261
J3156	576	J3435	574	J360C	693
J3158	576	J3440	574	J361/4	635
J3160	576	J34C	105	J361	692
J31617	571	J34SC	105	J362	692
J3164	576	J350	793	J363/8	635
J317	706	J351	793	J363	693
J31819	571	J3519M	583	J364-T0	695
J318SS	688	J3521M	583	J364-T45	695
J319	787	J3522M	583	J364-T90	695
J320	706	J3524	583	J364	695
J3200C	581, 778	J3524M	583	J365/16	635
J3200D	581, 778	J3526	583	J365	695
J32022	571	J3527M	583	J370	694
J3210	580	J3528	583	J3700A	597
J3211	580	J3530	583	J3700AT	597
J32123	571	J3530M	583	J3700M-TT	45
J3215	580	J3532	583	J3700M	599
J3216	580	J3532M	583	J3700MT	599
J322	706	J3534	583	J3707M	597
J3220	580	J3536	583	J3707MT	597
J3221	580	J3536M	583	J3709M	597
J3225	580	J3537M	583	J3709MT	597
J3226	580	J3538	583	J371	694
J32344P	105	J3538M	583	J3710M	597
J32365P	104	J3540	583	J3710MT	597
J32426	571	J3540M	583	J3713M	597
J32449P	104	J3541M	583	J3713MT	597
J32532P	105	J3542	583	J3715M	597
J32559P	104	J3542M	583	J3715MT	597
J325AGAH120	398	J3544	583	J3716M	597
J325AGAH90	398	J3544M	583	J3716MT	597
J325AGS	398	J3546	583	J3719M	597
J325AGSE	398	J3546M	583	J3719MT	597
J32625P	104	J3548	583	J371L	694
J32725P	105	J3548M	583	J372	694
J32757P	104	J3550	583	J373	694
J32814P	104	J3550M	583	J374	694
J32931P	104	J3552	583	J3740	598
J3300A	579	J3552M	583	J375	694
J3314	578	J3554	583	J3751	596
J3315	578	J3555M	583	J3751T	596
J3316	578	J3556	583	J3752	596
J3318	578	J3558	583	J3752T	596
J3320	578	J3560	583	J3753	596
J3322	578	J3560M	583	J3753T	596
J3324	578	J3562	583	J3754	596
J3328	578	J3564	583	J3754T	596
J3332	578	J3565M	583	J3755	596
J3336	578	J3568	583	J3755T	596
J334	706	J3572	583	J3756	596
J3340	578	J3576	583	J3756T	596
J336	706	J3580	583	J3757	596
J341/4	635	J3582	583	J3757T	596
J3425	574	J360A	692	J376	694



J3760-TT	45
J3760	598
J3760T	598
J3764	597
J3764T	597
J3768	597
J3768T	597
J376L	694
J377	694
J3772	597
J3772T	597
J3776H	597
J378	694
J379	694
J380	693
J3800A	537, 600
J3800M	601
J380T	693
J3810M	600
J3811M	600
J3812	537, 600
J3812M	600
J3813M	600
J3814	537, 600
J3814M	600
J3815M	600
J3816	537, 600
J3816M	600
J3817M	600
J3818	537, 600
J3818M	600
J3819M	600
J3820	537, 600
J3822	537, 600
J3824	537, 600
J3826	537, 600
J3828	537, 600
J3830	537, 600
J3832	537, 600
J385	694
J385L	694
J388	694
J389	695
J390	695
J391	694
J392	695
J39230	403
J393	694
J394	695
J395	694
J397	694
J398	695
J399	694
J399L	694
J3P2-HD	704
J3S2	722

J4

J4005C	767
J4011S	770
J4012	772
J4012T	771
J4015	771
J4016A	771
J4017	771
J4018	771
J4019R	110
J4021S	770
J4026A	770
J4027	770
J4028	767
J4029R	110
J402A	703
J402SA	703
J4033	764
J4034	764
J4035	764
J4036	764
J4037	765
J4038	765
J403A	703
J4040-1	763
J4040-10	763
J4040-11	763
J4040-12	763
J4040-13	763
J4040-14	763
J4040-2	763
J4040-3	763
J4040-4	763
J4040-5	763
J4040-6	763
J4040-7	763
J4040-8	763
J4040-9	763
J4040	763
J4041	765, 801
J4046	765
J4047	766
J404A	703
J404SA	703
J4053	766, 801
J4055H	769
J4056-2	767
J4056-4	767
J4056-6	767
J4056PN	767
J4059	766, 802
J406A	703
J406SA	703
J408A	703
J408SA	703

J411/2S2	731
J411/4S2	731
J412A	703
J413/8S2	731
J415/16S2	731
J415/8S2	731
J417/16S2	731
J41C	105
J41SC	105
J410A	703
J410SA	703
J412SA	703
J4205B	768
J4205E	767
J4205S	769
J4206CA	771
J4206SC	768
J4208CA	771
J4211BA	751
J4212SJB	750
J4214	763
J4217	750
J4225S	769
J4226CA	771
J4227CA	771
J4230RJ	772
J4231A	753
J4232	754
J4232E	753
J4232SJ	755
J4233E	752
J4233SJ	754
J4234	753
J4234B	755
J4235A	745
J4235B	746
J4235S	769
J4238	754
J4239SB	768
J4240L	772
J4242	756
J4245	744
J4250	747
J4250B	767
J4250N	768
J4251	747
J4252	747
J4255	749
J4255B	767
J4256S	770
J4257	749
J4260H	769
J4260R	769
J426SA	703
J4275	759
J4275R	769
J4277B	769



J4280B	770	J46107B	661	J46326	660
J4289B	740	J46108	660	J46328	660
J4290B	740	J46108B	661	J463423-5RD-RB	108
J4291B	741	J46109	660	J46405-TT	61
J4292B	742	J46109B	661	J46405	662
J4293B	743	J46110	660	J46406-TT	61
J4293SP-STK	756	J46110B	661	J46406	662
J4330	760	J46112	660	J46407-TT	61
J4331	760	J46112B	661	J46407	662
J4332	762	J46114	660	J46408-TT	61
J4332R	772	J46114B	661	J46408	662
J4333	762	J46116	660	J46409-TT	61
J4333A	762	J46116B	661	J46409	662
J4333R	772	J46120	660	J46410-TT	61
J4390B	742	J46120B	661	J46410	662
J441/4S2	731	J46124	660	J46412-TT	61
J441000-RD	107	J46124B	661	J46412	662
J4427-HWT	103	J46128	660	J46414-TT	61
J4427-SST	103	J46132	660	J46414	662
J443/8S2	731	J46136	660	J46416-TT	61
J4441-HWT	103	J46140	660	J46416	662
J4441-SST	103	J46203	661	J46420-TT	61
J445/16S2	731	J46204	661	J46420	662
J4454-HWT	103	J46205	661	J46424-TT	61
J4454-SST	103	J46206	661	J46424	662
J45009DL	104	J46207	661	J46508-TT	61
J45018DL	104	J46208	661	J46508	662
J45020DL	104	J46209	661	J46510-TT	61
J45025DL	104	J46210	661	J46510	662
J45028DL	104	J46212	661	J46512-TT	61
J45040DL	104	J46214	661	J46512	662
J45040M	105	J46216	661	J46514-TT	61
J45045DL	104	J46220	661	J46514	662
J45045M	105	J46224	661	J46516-TT	61
J4534-HWT	89	J46228	661	J46516	662
J4534-SST	89	J46232	661	J46518-TT	61
J4550-HWT	89	J46300	660	J46518	662
J4550-SST	89	J46302	660	J46S2	259, 722
J4557-HWT	89	J46304	660	J46S2F	259
J4557-SST	89	J46306	660	J46S2K	259
J4566-HWT	89	J46308	660	J47000CF	587
J4567-HWT	89	J46308B	661	J47000CFL	587
J4578-HWT	89	J46310	660	J47000F	253
J4578-SST	89	J46310B	661	J47000K	253
J4588-HWT	89	J46312	660	J47000MCF	587
J45C	105	J46312B	661	J47000S	253, 279
J46101	660	J46314	660	J4704	353
J46102	660	J46314B	661	J47045M	353
J46103	660	J46316	660	J47045TM	353
J46103B	661	J46316B	661	J4704B	353
J46104	660	J46318	660	J4704LM	356
J46104B	661	J46318B	661	J4704M	353
J46105	660	J46320	660	J4704TM	353
J46105B	661	J46320B	661	J4705	353
J46106	660	J46322	660	J47053A	300
J46106B	661	J46322B	661	J47055LM	356
J46107	660	J46324	660	J47055LTM	356



J47055M	353	J4708S	354	J47118	305
J47055MN	355	J4708SPL	354	J4711B	353
J47055TM	353	J4708T	353	J4711L	356
J4705B	353	J4708TB	353	J4711LB	356
J4705LM	356	J4708TM	353	J4711LM	356
J4705LTM	356	J4709	353	J4711LT	356
J4705M	353	J4709B	353	J4711LTM	356
J4705MN	355	J4709DPL	354	J4711M	353
J4705T	353	J4709L	356	J4711MCF	584
J4705TB	353	J4709LB	356	J4711MN	355
J4705TM	353	J4709LM	356	J4711N	355
J4706	353	J4709LT	356	J4711T	353
J47065-1A	298	J4709LTM	356	J4711TB	353
J47065	298	J4709M	353	J4711TM	353
J4706B	353	J4709MN	355	J4712	353
J4706DPL	354	J4709N	355	J47120	304
J4706L	356	J4709SPL	354	J47125-1A	294
J4706LB	356	J4709T	353	J47125	294
J4706LM	356	J4709TB	353	J4712B	353
J4706LT	356	J4709TM	353	J4712CF	584
J4706LTM	356	J471/2X1/4	727	J4712DPL	354
J4706M	353	J471/4X1/16	727	J4712L	356
J4706MN	355	J471/4X3/32	727	J4712LB	356
J4706N	355	J4710	353	J4712LM	356
J4706SPL	354	J47100	310	J4712LT	356
J4706T	353	J47101-1A	295	J4712LTM	356
J4706TB	353	J47101	295	J4712M	353
J4706TM	353	J47102	309	J4712MCF	584
J4707	353	J47104	310	J4712MN	355
J4707B	353	J47105	311	J4712N	355
J4707DPL	354	J47106	309	J4712S	354
J4707L	356	J47107	310	J4712SPL	354
J4707LB	356	J47108	308	J4712T	353
J4707LM	356	J4710B	353	J4712TB	353
J4707LT	356	J4710CF	584	J4712TM	353
J4707LTM	356	J4710DPL	354	J47137A	301
J4707M	353	J4710L	356	J4713LM	356
J4707MCF	584	J4710LB	356	J4713LTM	356
J4707MN	355	J4710LM	356	J4713M	353
J4707N	355	J4710LT	356	J4713MCF	584
J4707SPL	354	J4710LTM	356	J4713MN	355
J4707T	353	J4710M	353	J4713TM	353
J4707TB	353	J4710MCF	584	J4714	353
J4707TM	353	J4710MN	355	J47148-1A	292
J4708	353	J4710N	355	J47148	292
J4708B	353	J4710S	354	J4714B	353
J4708CF	584	J4710SPL	354	J4714CF	584
J4708DPL	354	J4710T	353	J4714DPL	354
J4708L	356	J4710TB	353	J4714L	356
J4708LB	356	J4710TM	353	J4714LB	356
J4708LM	356	J4711	353	J4714LM	356
J4708LT	356	J47110	308	J4714LT	356
J4708LTM	356	J47112	307	J4714LTM	356
J4708M	353	J47114	306	J4714M	353
J4708MCF	584	J47116	253, 305	J4714MCF	584
J4708MN	355	J47116F	253	J4714MN	355
J4708N	355	J47116K	253	J4714N	355

J4714SPL	354	J4739-15W	359	J4765	284
J4714T	353	J4739-20W	359	J4766	281
J4714TB	353	J4739-25W	359	J4769	280
J4714TM	353	J4739-27W	359	J477/16X7/32	727
J47152	300	J4739-30W	359	J4770-11	311
J4715LM	356	J4739C	311	J4770-12	303
J4715LTM	356	J4739P	647	J4770-2.5M	359
J4715M	353	J473X16B	733	J4770-2M	359
J4715TM	353	J473X8B	733	J4770-37	302
J4716	353	J4740C	303	J4770-3M	359
J47163-1A	299	J4743	359	J4770-4M	359
J47163	299	J4744	359	J4770-5M	359
J47165-1A	297	J4745	359	J4770-6	312
J47165	297	J4749	274	J4770-6M	359
J4716B	353	J4749BL	274	J4770-8B	312
J4716CF	584	J4749HS	274	J47701/16	359
J4716L	356	J4749HSRK	276	J47701/4	359
J4716LB	356	J4749HTC	271	J47701/4B	359
J4716LT	356	J4749HTCBL	271	J47701/8	359
J4716M	353	J4749RK	276	J47701/8B	359
J4716N	355	J4749XL	272	J47703/16	359
J4716T	353	J4749XLBL	272	J47703/16B	359
J4716TB	353	J4749XLHS	273	J47703/32	359
J4718	353	J4749XLHSRK	276	J47703/32B	359
J47181-1A	296	J4749XLGR	272	J47705/16	359
J47181	296	J4749XLGRBL	272	J47705/32	359
J47184-1A	290	J4749XLGRRK	276	J47705/32B	359
J47184	290	J4749XLRK	276	J47705/64	359
J4718B	353	J475/16X1/8	727	J47707/32	359
J4718CF	584	J475/16X5/32	727	J47707/32B	359
J4718L	356	J4750HTC	271	J47707/64	359
J4718LB	356	J4750HTCF	271	J47707/64B	359
J4718LT	356	J4752F	277	J47709/64	359
J4718N	355	J4752FBL	277	J47709/64B	359
J4718T	353	J4752FRK	277	J4770A	285
J4718TB	353	J4757F	277	J4770AB	285
J471X4B	733	J4759	283	J4770AS	358
J471X8B	733	J4759B	283	J4770R-1.5M	360
J47200	308	J4759BL	487, 650	J4770R-1/16	360
J47201	309	J4759BLS	285	J4770R-1/4	360
J47202	308	J4759L	283	J4770R-1/8	360
J47203	309	J4759W	284	J4770R-2.5M	360
J47204	307	J475X16B	733	J4770R-2M	360
J47205	310	J4760-04	283	J4770R-3/16	360
J47206	304	J4760	283	J4770R-3/32	360
J4720A	353	J4760W	284	J4770R-3M	360
J4720AB	353	J4761	283	J4770R-4M	360
J47213	323	J4761B	283	J4770R-5/16	360
J47216-1	288	J4761L	283	J4770R-5/32	360
J47216	288	J4761W	284	J4770R-5/64	360
J47219	331	J4762	283	J4770R-5M	360
J473/8X3/16	727	J4762L	283	J4770R-6M	360
J47303-1A	286	J4762W	284	J4770R-7/32	360
J47303	286	J4763	283	J4770R-7/64	360
J4737	359	J4763L	283	J4770R-7M	360
J4738	359	J4764	280	J4770R-9/64	360
J4739-10W	359	J4764W	284	J4770TA	357



J4771A	357	J48316	728	J4916CF	585
J4771AS	358	J48316LS2	726	J4916HFL	594
J4771TA	357	J48332	728	J4916MCF	585
J4772A	357	J48516	728	J4916MHFL	594
J4772AS	358	J48516LS2	726	J4917MCF	585
J4772TA	357	J48532	728	J4917MHFL	594
J4773A	357	J48532LS2	726	J4918CF	585
J4773AS	358	J48732	728	J4918HFL	594
J4773TA	357	J48732LS2	726	J4918MCF	585
J4774A	357	J4900-7C	329	J4918MHFL	594
J4774AS	358	J49000CFL	588	J4919MCF	585
J4774TA	357	J49000MCF	590	J4920CF	585
J4775AS	358	J49001CF	589	J4920HFL	594
J4775TA	357	J49002CF	590	J4920MCF	585
J4776AS	358	J49002F	261	J4921MCF	585
J4776TA	357	J49002K	261	J4922CF	585
J4777AS	358	J49002S	261, 591	J4922HFL	594
J4777TA	357	J49003CF	591	J4922MCF	585
J4778AS	358	J49004CF	591	J4923MCF	585
J4778TA	357	J49007S2	730	J4924CF	585
J4780AG	281	J4900A-TT	31	J4924HFL	594
J4785	281	J4900A	332	J4924MCF	585
J4795R	110	J4900BD	328	J4926CF	585
J4797R	110	J4900FL	595	J4926HFL	594
J47A-TT	54	J4900MA-TT	31	J4928CF	585
J47A	727	J4900MA	332	J4930CF	585
J47HTCFRK	272	J49012S2	730	J49316S2	730
J48005LS2	726	J49014S2	730	J4932CF	585
J48007	728	J49018S2	730	J49332S2	730
J48014	728	J4902A	328	J4934CF	585
J48014LS2	726	J49038S2	730	J4936CF	585
J48018	728	J4904BD	370	J4938CF	585
J48038	728	J4905BD	370	J4940CF	585
J48055AM	357	J4906BD	370	J4942CF	585
J48055MAS	358	J4907BD	370	J4944CF	585
J4805AM	357	J4908BD	370	J4946CF	585
J4805MAS	358	J4909MCF	585	J4948CF	585
J4806AM	357	J4909MHFL	594	J4950CF	585
J4806MAS	358	J4910BD	370	J4952CF	585
J4807AM	357	J4910MCF	585	J49532S2	730
J4807MAS	358	J4910MHFL	594	J4954CF	585
J4808AM	357	J49116S2	730	J4956CF	585
J4808MAS	358	J4911MCF	585	J4958CF	585
J4809AM	357	J4911MHFL	594	J4960CF	585
J4809MAS	358	J4912BD	370	J4961	656
J4810AM	357	J4912CF	585	J4962CF	585
J4810MAS	358	J4912HFL	594	J4964CF	585
J48116	728	J4912MCF	585	J4966CF	585
J4811AM	357	J4912MHFL	594	J4968-TT	60
J4811MAS	358	J4913MCF	585	J4968	657
J4812AM	357	J4913MHFL	594	J4968CF	585
J4812MAS	358	J4914CF	585	J4969-TT	60
J4813AM	357	J4914HFL	594	J4969	657
J4813MAS	358	J4914MCF	585	J4970CF	585
J4814AM	357	J4914MHFL	594	J4970F	263
J4814MAS	358	J4915MCF	585	J4970K	263
J4815AM	357	J4915MHFL	594	J4970S	263, 657



J5017M-TT	33	J503/8S2	731	J5209MN	363
J5017M	364	J5030-TT	33	J5209N	363
J5017MH	364	J5030	364	J5210-TT	32
J5018-TT	33	J5030B	364	J5210	361
J5018	364	J5030H	364	J52100	326
J5018B	364	J5032-TT	33	J52102	327
J5018DPL	362	J5032	364	J52107	325
J5018H	364	J5032B	364	J52109	326
J5018M-TT	33	J5032H	364	J5210B	361
J5018M	364	J5040	759, 802	J5210H	361
J5018MH	364	J5041	760	J5210HS	365
J5019M-TT	33	J5049	759, 802	J5210M-TT	32
J5019M	364	J505/16S2	731	J5210M	361
J5019MH	364	J507/16S2	731	J5210MH	361
J501X4B	733	J50C	105	J5210MN	363
J5020-50	368, 776	J50SC	105	J5210N	363
J5020-70A	368, 776	J5112	510	J5210S	365
J5020-TT	33	J5114	510	J5211	361
J5020	364	J5116	510	J52111	325
J5020B	364	J5118	510	J52112-TT	31
J5020DPL	362	J5120	510	J52112	322
J5020H	364	J5122	510	J52114	322
J5020M-TT	33	J5124	510	J52118	325
J5020M	364	J5126	510	J5211B	361
J5020MH	364	J5128	510	J5211H	361
J5021M-TT	33	J52000F	255	J5211M-TT	32
J5021M	364	J52000K	255	J5211M	361
J5021MH	364	J52000S	255, 279	J5211MH	361
J5022-TT	33	J52006	284	J5211MN	363
J5022	364	J52008	282	J5211N	363
J5022B	364	J52055MH	361	J5212-TT	32
J5022H	364	J5206H	361	J5212	361
J5022M-TT	33	J5206HS	365	J52122	325
J5022M	364	J5206M-TT	32	J52123	326
J5022MH	364	J5206M	361	J52124-TT	30
J5023M-TT	33	J5206MH	361	J52124	322
J5023M	364	J5206MN	363	J52126	322
J5023MH	364	J5207M-TT	32	J52128	323
J5024-TT	33	J5207M	361	J5212B	361
J5024	364	J5207MH	361	J5212H	361
J5024B	364	J5207MN	363	J5212HS	365
J5024H	364	J5208-TT	32	J5212M-TT	32
J5024MH	364	J5208	361	J5212M	361
J5025MH	364	J5208B	361	J5212MH	361
J5026-50A	368, 776	J5208H	361	J5212MN	363
J5026-TT	33	J5208HS	365	J5212N	363
J5026	364	J5208M-TT	32	J5212S	365
J5026B	364	J5208M	361	J5212SPL	362
J5026H	364	J5208MH	361	J52130	323
J5026HPA	368, 776	J5208MN	363	J52132	321
J5026M	364	J5208N	363	J52134	255, 318
J5026MH	364	J5208S	365	J52134F	255
J5028-TT	33	J5209	361	J52134HTC	256
J5028	364	J5209H	361	J52134HTCF	256
J5028B	364	J5209M-TT	32	J52134HTCK	256
J5028H	364	J5209M	361	J52134K	255
J503/16S2	731	J5209MH	361	J52136	256, 318

J52136F	256	J5219	361	J5223MN	363
J52136HTC	256	J5219M-TT	32	J5224-TT	32
J52136HTCF	256	J5219M	361	J5224	361
J52136HTCK	256	J5219MH	361	J5224B	361
J52136K	256	J5219MN	363	J5224H	361
J52138	316	J5220-TT	32	J5224HS	365
J5213M-TT	32	J5220	361	J5224M-TT	32
J5213M	361	J52200	327	J5224M	361
J5213MH	361	J52201	326	J5224MH	361
J5213MN	363	J52203	320	J5224MN	363
J5214-TT	32	J52205	324	J5224N	363
J5214	361	J52207-TT	30	J5225	361
J52140A	313	J52207	320	J5225M-TT	32
J52142	313	J52209	324	J5225M	361
J5214B	361	J5220B	361	J5225MH	361
J5214H	361	J5220H	361	J5225MN	363
J5214HS	365	J5220HS	365	J5226-TT	32
J5214M-TT	32	J5220M-TT	32	J5226	361
J5214M	361	J5220M	361	J5226B	361
J5214MH	361	J5220MH	361	J5226H	361
J5214MN	363	J5220MN	363	J5226M-TT	32
J5214N	363	J5220N	363	J5226M	361
J5214S	365	J5220SPL	362	J5226MH	361
J5214SPL	362	J52211	319	J5226N	363
J5215M-TT	32	J52212	324	J5228-TT	32
J5215M	361	J52215-TT	29	J5228	361
J5215MH	361	J52215	319	J5228B	361
J5215MN	363	J52216	324	J5228H	361
J5216-TT	32	J52218	321	J5228N	363
J5216	361	J52219	306	J5230-TT	32
J5216B	361	J5221M-TT	32	J5230	361
J5216H	361	J5221M	361	J52304	323
J5216HS	365	J5221MH	361	J5230B	361
J5216M-TT	32	J5221MN	363	J5230H	361
J5216M	361	J5222-TT	32	J5230N	363
J5216MH	361	J5222	361	J5232-TT	32
J5216MN	363	J52220	317	J5232	361
J5216N	363	J52222	257, 317	J5232B	361
J5216S	365	J52222F	257	J5232H	361
J5216SPL	362	J52222K	257	J5232N	363
J5217	361	J52224	320	J5238C	327
J5217M-TT	32	J52226A	314	J5239-10W	369
J5217M	361	J52228	314	J5239-15W	369
J5217MH	361	J5222B	361	J5239-20W	369
J5217MN	363	J5222H	361	J5239-25W	369
J5218-TT	32	J5222HS	365	J5239-27W	369
J5218	361	J5222M-TT	32	J5239-30W	369
J5218B	361	J5222M	361	J5239-40W	369
J5218H	361	J5222MH	361	J5239-45W	369
J5218HS	365	J5222MN	363	J5239-50W	369
J5218M-TT	32	J5222N	363	J5239-55W	369
J5218M	361	J52230-1A	315	J5239C	327
J5218MH	361	J52230	315	J5239P	646
J5218MN	363	J5223M-TT	32	J5240A	369
J5218N	363	J5223M	361	J5241	369
J5218SPL	362	J5223MH	361	J5242	369



J5243	369	J5260-06W	284	J5276MAS	367
J5244	369	J5260-TT	39	J5277A	366
J5246	369	J5260	283	J5277AM	366
J5247	280	J5260B	283	J5277AS	367
J5248S	275	J5260W	284	J5277HA	366
J5249	274	J5261	283	J5277HAM	366
J5249BL	274	J5261L	283	J5277LHA	368
J5249FW	275	J5261W	284	J5277MAS	367
J5249FWRK	276	J5262-TT	39	J5278A	366
J5249HS	274	J5262	283	J5278AM	366
J5249HSRK	276	J5262B	283	J5278AS	367
J5249HTC	271	J5262L	283	J5278HA	366
J5249HTCBL	271	J5262W	284	J5278HAM	366
J5249HTCF	271	J5263	283	J5278MAS	367
J5249XL-TT	40	J5263W	284	J5279A	366
J5249XL	272	J5265	281	J5279AM	366
J5249XLBL	272	J5265BL	281	J5279AS	367
J5249XLHS	273	J5266-10	281	J5279HA	366
J5249XLHSRK	276	J5266	281	J5279HAM	366
J5249XLGR	272	J5267	280	J5279MAS	367
J5249XLGRBL	272	J5268	284	J5280A	366
J5249XLGRRK	276	J5270A-TT	39	J5280AM	366
J5249XLRAK	276	J5270A	285	J5280AS	367
J5250	274	J5270AB	285	J5280AG	281
J5250BL	274	J5270HAM	366	J5280HAM	366
J5250HTC	271	J5271HAM	366	J5280MAS	367
J5250HTCBL	271	J5272A	366	J5281A	366
J5250HTCF	271	J5272AM	366	J5281AM	366
J5250XL-TT	40	J5272AS	367	J5281AS	367
J5250XL	272	J5272HA	366	J5281HAM	366
J5250XLBL	272	J5273A	366	J5281MAS	367
J5250XLGRBL	272	J5273AM	366	J5282A	366
J5251	278	J5273AS	367	J5282AM	366
J5252F	277	J5273HA	366	J5282AS	367
J5252FBL	277	J5273HAM	366	J5282HAM	366
J5252FRK	277	J5273MAS	367	J5282MAS	367
J5253-TT	39	J5274A	366	J5283A	366
J5253	285	J5274AM	366	J5283AS	367
J5253B	285	J5274AS	367	J5285	281
J5254-TT	39	J5274HA	366	J5298R	110
J5254	285	J5274HAM	366	J5299R	110
J5255	285	J5274LHA	368	J52HTCFRK	272
J5256	285	J5274MAS	367	J53000CF	593
J5256B	285	J5275A	366	J53000CFFN	596
J5257F	277	J5275AM	366	J53000CFLFN	592
J5259	283	J5275AS	367	J53001CF	593
J5259B	283	J5275HA	366	J5310M-TT	38
J5259W	284	J5275HAM	366	J5310M	376
J525AGAH90	398	J5275LHA	368	J5311M-TT	38
J525AGS	398	J5275MAS	367	J5311M	376
J525AGSE	398	J5276A	366	J5312-TT	38
J5260-02BLS	285	J5276AM	366	J5312	376
J5260-03L	283	J5276AS	367	J5312H	376
J5260-06	283	J5276HA	366	J5312M-TT	38
J5260-06B	283	J5276HAM	366	J5312M	376
J5260-06L	283	J5276LHA	368	J5313M-TT	38



J5313M	376	J5325M	376	J5336MCF	586
J5314-TT	38	J5325MCF	586	J5338-TT	38
J5314	376	J5326-TT	38	J5338	376
J5314H	376	J5326	376	J5338CF	586
J5314M-TT	38	J5326B	376	J5338FL	595
J5314M	376	J5326DPL	374	J5338H	376
J5315M-TT	38	J5326H	376	J5338MCF	586
J5315M	376	J5326HPA	377	J5340-TT	38
J5316-TT	38	J5326M-TT	38	J5340	376
J5316	376	J5326M	376	J5340B	376
J5316B	376	J5326MCF	586	J5340CF	586
J5316H	376	J5327M-TT	38	J5340FL	595
J5316M-TT	38	J5327M	376	J5340H	376
J5316M	376	J5327MCF	586	J5341MCF	586
J5317M-TT	38	J5328-TT	38	J5342-TT	38
J5317M	376	J5328	376	J5342	376
J5318-TT	38	J5328B	376	J5342CF	586
J5318	376	J5328DPL	374	J5342FL	595
J5318B	376	J5328H	376	J5342H	376
J5318DPL	374	J5328M-TT	38	J5342MCF	586
J5318H	376	J5328M	376	J5344-TT	38
J5318M-TT	38	J5328MCF	586	J5344	376
J5318M	376	J5329M-TT	38	J5344CF	586
J5319M-TT	38	J5329M	376	J5344FL	595
J5319M	376	J5329MCF	586	J5344H	376
J5320-50	377	J5330-TT	38	J5346-TT	38
J5320-TT	38	J5330	376	J5346	376
J5320	376	J5330B	376	J5346CF	586
J5320B	376	J5330CF	586	J5346FL	595
J5320DPL	374	J5330DPL	374	J5346H	376
J5320H	376	J5330H	376	J5346MCF	586
J5320M-TT	38	J5330M-TT	38	J5348-TT	38
J5320M	376	J5330M	376	J5348	376
J5320MCF	586	J5330MCF	586	J5348CF	586
J5321M-TT	38	J5331M-TT	38	J5348FL	595
J5321M	376	J5331M	376	J5348H	376
J5321MCF	586	J5332-TT	38	J5350CF	586
J5322-TT	38	J5332	376	J5350FL	595
J5322	376	J5332B	376	J5352CF	586
J5322B	376	J5332CF	586	J5352FL	595
J5322DPL	374	J5332H	376	J5354CF	586
J5322H	376	J5332M-TT	38	J5354FL	595
J5322M-TT	38	J5332M	376	J5356CF	586
J5322M	376	J5332MCF	586	J5356FL	595
J5322MCF	586	J5334-TT	38	J5358CF	586
J5323M-TT	38	J5334	376	J5358FL	595
J5323M	376	J5334B	376	J5360CF	586
J5323MCF	586	J5334CF	586	J5360FL	595
J5324-TT	38	J5334H	376	J5362FL	595
J5324	376	J5335MCF	586	J5364CF	586
J5324B	376	J5336-TT	38	J5364FL	595
J5324DPL	374	J5336	376	J5368CF	586
J5324H	376	J5336B	376	J5372CF	586
J5324M-TT	38	J5336CF	586	J5376CF	586
J5324M	376	J5336FL	595	J5378CF	586
J5324MCF	586	J5336H	376	J5380CF	586
J5325M-TT	38	J5336M	376	J5400OF	262



J54000K	262	J5412B	372	J5417M-TT	37
J54000S	262, 279	J5412H	372	J5417M	373
J5402	378	J5412M-TT	37	J5417MH	373
J5403	378	J5412M	373	J5417MN	375
J5404	378	J5412MH	373	J5418-TT	37
J5407A	378	J5412MN	375	J5418	372
J5408A	378	J5412N	375	J5418B	372
J5408H	372	J5412S	373	J5418H	372
J5408M	373	J54130A	333	J5418M-TT	37
J5408MH	373	J54132	264, 333	J5418M	373
J5408T	372	J54132F	264	J5418MH	373
J5409A	378	J54132K	264	J5418MN	375
J5409M	373	J5413M-TT	37	J5418N	375
J5409MH	373	J5413M	373	J5418S	373
J5410	372	J5413MH	373	J5418SPL	374
J54101	340	J5413MN	375	J5419	372
J54103	344	J5414-TT	37	J5419H	372
J54104	345	J5414	372	J5419M-TT	37
J54105-TT	36	J5414B	372	J5419M	373
J54105	340	J5414H	372	J5419MH	373
J54107	344	J5414M-TT	37	J5419MN	375
J54109	340	J5414M	373	J5420-TT	37
J5410H	372	J5414MH	373	J5420	372
J5410M-TT	37	J5414MN	375	J54201-TT	35
J5410M	373	J5414N	375	J54201	339
J5410MH	373	J5414S	373	J54205	344
J5410MN	375	J541529-6BK-SC	103	J54206	344
J54110	343	J541529-6BL-SC	103	J54207	345
J54111	282	J541529-6DB-SC	103	J54208	342
J54113-TT	36	J541529-6RD-SC	103	J54209	338
J54113	340	J541529-6SG-SC	103	J5420B	372
J54114	343	J541535-9BK-SC	102	J5420H	372
J54116	345	J541535-9BL-SC	102	J5420M-TT	37
J54118	342	J541535-9DB-SC	102	J5420M	373
J5411M-TT	37	J541535-9RD-SC	102	J5420MH	373
J5411M	373	J541535-9SG-SC	102	J5420MN	375
J5411MH	373	J541558-4BK-LK	102	J5420N	375
J5411MN	375	J541558-4BL-LK	102	J5420S	373
J5412-TT	37	J541558-4DB-LK	102	J5420SPL	374
J5412	372	J541558-4RD-LK	102	J5421	372
J54120	257, 341	J541558-4SG-LK	102	J54210A	339
J54120F	257	J5415M-TT	37	J54211-TT	34
J54120K	257	J5415M	373	J54211	338
J54122	257, 341	J5415MH	373	J54212	336
J54122F	257	J5415MN	375	J54214	335
J54122K	257	J5416-TT	37	J54215	417
J54124A	337	J5416	372	J54216A	334
J54126	258, 335	J5416B	372	J54218	334
J54126F	258	J5416H	372	J5421H	372
J54126HTC	259	J5416M-TT	37	J5421M-TT	37
J54126HTCF	259	J5416M	373	J5421M	373
J54126HTCK	259	J5416MH	373	J5421MH	373
J54126K	258	J5416MN	375	J5421MN	375
J54126XL	258	J5416N	375	J5422-TT	37
J54126XLF	258	J5416S	373	J5422	372
J54126XLK	258	J5416SPL	374	J5422B	372
J54128A	337	J5417	372	J5422H	372

J5422M-TT	37	J542719-10BL-D	98	J542742-7SG	96
J5422M	373	J542719-10DB-D	98	J542742-7SGL	96
J5422MH	373	J542719-10RD-D	98	J542742-8BK	95
J5422MN	375	J542719-10SG-D	98	J542742-8BL	95
J5422N	375	J542719-12BK-D	98	J542742-8DB	95
J5422S	373	J542719-12BL-D	98	J542742-8RD	95
J5422SPL	374	J542719-12DB-D	98	J542742-8SG	95
J54239A	332	J542719-12RD-D	98	J542742-8SGL	95
J5423M-TT	37	J542719-12SG-D	98	J542752-7BK	94
J5423M	373	J542719-6BK	100	J542752-7BL	94
J5423MH	373	J542719-6BL	100	J542752-7DB	94
J5423MN	375	J542719-6DB	100	J542752-7RD	94
J5424-TT	37	J542719-6RD	100	J542752-7SG	94
J5424	372	J542719-6SG	100	J5427M-TT	37
J5424B	372	J542719-8BK	100	J5427M	373
J5424H	372	J542719-8BL	100	J5427MH	373
J5424M-TT	37	J542719-8DB	100	J5427MN	375
J5424M	373	J542719-8RD	100	J5428-TT	37
J5424MH	373	J542719-8SG	100	J5428	372
J5424MN	375	J542723-5BK	101	J5428B	372
J5424N	375	J542723-5BL	101	J5428H	372
J5424S	373	J542723-5DB	101	J5428M-TT	37
J5424SPL	374	J542723-5RD	101	J5428M	373
J5425	372	J542723-5SG	101	J5428MH	373
J5425H	372	J542735-3BK	97	J5428N	375
J5425M-TT	37	J542735-3BL	97	J5428S	373
J5425M	373	J542735-3DB	97	J5428SPL	374
J5425MH	373	J542735-3RD	97	J5429	372
J5425MN	375	J542735-3SG	97	J5429M-TT	37
J5426-TT	37	J542735-3SGL	97	J5429M	373
J5426	372	J542735-7BK	97	J5429MH	373
J5426B	372	J542735-7BL	97	J5430-TT	37
J5426H	372	J542735-7DB	97	J5430	372
J5426HTC	271	J542735-7RD	97	J54302	343
J5426HTCBL	271	J542735-7SG	97	J5430B	372
J5426M-TT	37	J542735-7SGL	97	J5430H	372
J5426M	373	J542742-11BK	95	J5430M-TT	37
J5426MH	373	J542742-11BL	95	J5430M	373
J5426N	375	J542742-11DB	95	J5430MH	373
J5426S	373	J542742-11RD	95	J5430MN	375
J5426SPL	374	J542742-11SG	95	J5430N	375
J542710-4BK-IC	101	J542742-11SGL	95	J5430SPL	374
J542710-4BL-IC	101	J542742-12BK	94	J5431	372
J542710-4DB-IC	101	J542742-12BL	94	J5431H	372
J542710-4RD-IC	101	J542742-12DB	94	J5431M-TT	37
J542710-4SG-IC	101	J542742-12RD	94	J5431M	373
J542715-4BK-D	99	J542742-12SG	94	J5431MH	373
J542715-4BL-D	99	J542742-4BK	96	J5432-TT	37
J542715-4DB-D	99	J542742-4BL	96	J5432	372
J542715-4RD-D	99	J542742-4DB	96	J5432B	372
J542715-4SG-D	99	J542742-4RD	96	J5432H	372
J542715-6BK-D	99	J542742-4SG	96	J5432M-TT	37
J542715-6BL-D	99	J542742-4SGL	96	J5432M	373
J542715-6DB-D	99	J542742-7BK	96	J5432MH	373
J542715-6RD-D	99	J542742-7BL	96	J5432MN	375
J542715-6SG-D	99	J542742-7DB	96	J5432N	375
J542719-10BK-D	98	J542742-7RD	96	J5432S	373



J5434-TT	37	J54411/4	378	J5444	372
J5434	372	J54411/4XL	378	J5444A	377
J5434B	372	J544123-12BK	93	J5444B	372
J5434H	372	J544123-12BL	93	J5444H	372
J5434M	373	J544123-12DB	93	J5446-TT	37
J5434MH	373	J544123-12RD	93	J5446	372
J5434N	375	J544123-12SG	93	J5446A	377
J5436-TT	37	J54413/4	378	J5446B	372
J5436	372	J54413/8-TT	39	J5446H	372
J5436B	372	J54413/8	378	J5447	280
J5436H	372	J54413/8XL	378	J5448-TT	37
J5436M-TT	37	J544142-15BK	93	J5448	372
J5436M	373	J544142-15BL	93	J5448B	372
J5436MH	373	J544142-15DB	93	J5448H	372
J5436N	375	J544142-15RD	93	J5449-14BL	278, 602
J5438-TT	37	J544142-15SG	93	J5449-14RK	276
J5438	372	J544142-6BK	93	J5449	274
J5438B	372	J544142-6BL	93	J5449BL	274
J5438H	372	J544142-6DB	93	J5449HTC	271
J5438M	373	J544142-6RD	93	J5449HTCBL	271
J5438N	375	J544142-6SG	93	J5449RK	276
J5440-TT	37	J544142-6SGL	93	J5449SC	40, 278
J5440	372	J54415/16-TT	39	J5449UT	275
J5440B	372	J54415/16	378	J5449UTRK	276
J5440H	372	J54415/16XL	378	J5449XL-TT	40
J5440N	375	J54415/8-TT	39	J5449XL	272
J5441-10M-TT	39	J54415/8	378	J5449XLBL	272
J5441-10M	378	J54415/8XL	378	J5449XLQR	272
J5441-12M-TT	39	J54417/16-TT	39	J5449XLQRBL	272
J5441-12M	378	J54417/16	378	J5449XLQRK	276
J5441-12MXL	378	J54419/16-TT	39	J5449XLRK	276
J5441-13M-TT	39	J54419/16	378	J5450	274
J5441-13M	378	J54419/16XL	378	J5450BL	274
J5441-14M-TT	39	J5441R-1/2	379	J5450FW	275
J5441-14M	378	J5441R-11/16	379	J5450FWRK	276
J5441-14MXL	378	J5441R-11M	379	J5450H	372
J5441-15M-TT	39	J5441R-12M	379	J5450HTC	271
J5441-15M	378	J5441R-13M	379	J5450HTCBL	271
J5441-17M-TT	39	J5441R-14M	379	J5450HTCF	271
J5441-17M	378	J5441R-15M	379	J5450XL-TT	40
J5441-17MXL	378	J5441R-17M	379	J5450XL	272
J5441-18M-TT	39	J5441R-18M	379	J5450XLBL	272
J5441-18M	378	J5441R-19M	379	J5450XLQR	272
J5441-19M-TT	39	J5441R-3/4	379	J5450XLQRBL	272
J5441-19M	378	J5441R-3/8	379	J5452F	277
J5441-6M-TT	39	J5441R-5/16	379	J5452FBL	277
J5441-6M	378	J5441R-5/8	379	J5452FRK	277
J5441-6XL	346	J5441R-7/16	379	J5453	285
J5441-7	346	J5441R-9/16	379	J545423-12BK	92
J5441-8M-TT	39	J5441R8MM	347	J545423-12BL	92
J5441-8M	378	J5441R8SAE	347	J545423-12DB	92
J5441-MA	346	J5442-TT	37	J545423-12RD	92
J5441-SM	346	J5442	372	J545423-12SG	92
J54411/2-TT	39	J5442B	372	J545442-14BK	92
J54411/2	378	J5442H	372	J545442-14BL	92
J54411/2XL	378	J5442N	375	J545442-14DB	92
J54411/4-TT	39	J5444-TT	37	J545442-14RD	92

J545442-14SG	92	J551934-5RD-SC	88	J553427-5BL	87
J545442-14SGL	92	J551934-5SG-SC	88	J553427-5DB	87
J5454F	277	J551934-6BK-SC	88	J553427-5RD	87
J5457F	277	J551934-6BL-SC	88	J553427-5SG	87
J5460-02BLS	285	J551934-6DB-SC	88	J553427-6BK	87
J5460-03L	283	J551934-6RD-SC	88	J553427-6BL	87
J5460-TT	39	J551934-6SG-SC	88	J553427-6DB	87
J5460	283	J5519M	381	J553427-6RD	87
J5460B	283	J5519MN	382	J553427-6SG	87
J5460W	284	J55200A	350	J553441-6BK	86
J5461-TT	39	J55202A	349	J553441-6BL	86
J5461	283	J5520M	381	J553441-6DB	86
J5461B	283	J5520MN	382	J553441-6RD	86
J5461L	283	J5521M	381	J553441-6SG	86
J5461W	284	J5521MN	382	J553441-7BK	86
J5463-TT	39	J5522M	381	J553441-7BL	86
J5463	283	J5522MN	382	J553441-7DB	86
J5463B	283	J5523M	381	J553441-7RD	86
J5463L	283	J5523MN	382	J553441-7SG	86
J5463W	284	J5524	380	J553441-8BK	85
J5464	283	J5524M	381	J553441-8BL	85
J5464W	284	J5524MN	382	J553441-8DB	85
J5465	283	J5524N	382	J553441-8RD	85
J5466	281	J5524SPL	381	J553441-8SG	85
J5467	281	J5525M	381	J553441-8SGL	85
J5468	281	J5525MN	382	J5534HL	383
J5468BL	281	J5526	380	J5534N	382
J5469	281	J5526M	381	J5534SPL	381
J5470A-TT	39	J5526N	382	J5535M	381
J5470A	285	J5526SPL	381	J5536	380
J5470AB	285	J5527M	381	J5536HL	383
J5475A	377	J5527MN	382	J5536M	381
J5476A	377	J5528	380	J5536N	382
J5477A	377	J5528HL	383	J5538	380
J5480AG	281	J5528M	381	J5538M	381
J5484HAM	377	J5528N	382	J5538N	382
J5485	281	J5528SPL	381	J5540	380
J5485HAM	377	J5529M	381	J5540HL	383
J5487HAM	377	J5530	380	J5541M	381
J5496R	110	J5530HL	383	J5542	380
J5497R	110	J5530M	381	J5542HL	383
J54C	105	J5530MN	382	J5542M	381
J54HTCFRK	272	J5530N	382	J5544	380
J54SC	105	J5530SPL	381	J5544HL	383
J54SS-BK	103	J5531M	381	J5546	380
J54SS-BL	103	J5532	380	J5546HL	383
J54SS-MB	103	J5532HL	383	J5546M	381
J54SS-RD	103	J5532M	381	J5548	380
J54SS-SR	103	J5532N	382	J5548HL	383
J55100A	350	J5532SPL	381	J5550	380
J55102A	349	J5534	380	J555027-10BK	84
J55104A	348	J553427-4BK	87	J555027-10BL	84
J55106A	348	J553427-4BL	87	J555027-10DB	84
J55108	350	J553427-4DB	87	J555027-10RD	84
J551934-5BK-SC	88	J553427-4RD	87	J555027-10SG	84
J551934-5BL-SC	88	J553427-4SG	87	J555027-12BK	84
J551934-5DB-SC	88	J553427-5BK	87	J555027-12BL	84



J555027-12DB	84	J555743-13BL	79	J558827-15BK-TC	74
J555027-12RD	84	J555743-13DB	79	J558827-15BL-TC	74
J555027-12SG	84	J555743-13RD	79	J558827-15DB-TC	74
J555027-8BK	85	J555743-13SG	79	J558827-15RD-TC	74
J555027-8BL	85	J555743-13SGL	79	J558827-15SG-TC	74
J555027-8DB	85	J5558	380	J558846-13BK	74
J555027-8RD	85	J5558M	381	J558846-13BL	74
J555027-8SG	85	J5560	380	J558846-13DB	74
J555041-10BK	82	J5560M	381	J558846-13RD	74
J555041-10BKPD	81	J5564	380	J558846-13SG	74
J555041-10BKPD	80	J5566	380	J558846-18BK-PD	73
J555041-10BL	82	J556627-10BK	78	J558846-18BK	73
J555041-10BLPD	81	J556627-10BL	78	J558846-18BL-PD	73
J555041-10BLPDP	80	J556627-10DB	78	J558846-18BL	73
J555041-10DB	82	J556627-10RD	78	J558846-18DB-PD	73
J555041-10DBPD	81	J556627-10SG	78	J558846-18DB	73
J555041-10DBPDP	80	J556627-8BK	78	J558846-18RD-PD	73
J555041-10RD	82	J556627-8BL	78	J558846-18RD	73
J555041-10RDPD	81	J556627-8DB	78	J558846-18SG-PD	73
J555041-10RDPDP	80	J556627-8RD	78	J558846-18SG	73
J555041-10SG	82	J556627-8SG	78	J558846-20BK	72
J555041-10SGL	82	J556646-11BK	77	J558846-20BL	72
J555041-10SGPD	81	J556646-11BL	77	J558846-20DB	72
J555041-10SGPDP	80	J556646-11DB	77	J558846-20RD	72
J555041-12BK	81	J556646-11RD	77	J558846-20SG	72
J555041-12BL	81	J556646-11SG	77	J558846-22BK	72
J555041-12DB	81	J556646-11SGL	77	J558846-22BL	72
J555041-12RD	81	J556646-12BK	77	J558846-22DB	72
J555041-12SG	81	J556646-12BL	77	J558846-22RD	72
J555041-7BK-1S	83	J556646-12DB	77	J558846-22SG	72
J555041-7BL-1S	83	J556646-12RD	77	J559000-3BK	107
J555041-7DB-1S	83	J556646-12SG	77	J559000-3BL	107
J555041-7RD-1S	83	J556646-12SGL	77	J559000-3DB	107
J555041-7SG-1S	83	J556741-18BKPD	76	J559000-3RD	107
J555041-8BK-1S	83	J556741-18BKPD	76	J559000-3SG	107
J555041-8BK-2S	82	J556741-18BLPD	76	J563042-6BK	69
J555041-8BL-1S	83	J556741-18BLPDP	76	J563042-6BL	69
J555041-8BL-2S	82	J556741-18DBPD	76	J563042-6DB	69
J555041-8DB-1S	83	J556741-18DBPDP	76	J563042-6RD	69
J555041-8DB-2S	82	J556741-18RDPD	76	J563042-6SG	69
J555041-8RD-1S	83	J556741-18RDPDP	76	J564542-10BK	69
J555041-8RD-2S	82	J556741-18SGPD	76	J564542-10BL	69
J555041-8SG-1S	83	J556741-18SGPDP	76	J564542-10DB	69
J555041-8SG-2S	82	J556741-20BK	75	J564542-10RD	69
J5550M	381	J556741-20BL	75	J564542-10SG	69
J5552	380	J556741-20DB	75	J564542-6BK-1S	69
J5552HL	383	J556741-20RD	75	J564542-6BL-1S	69
J5554	380	J556741-20SG	75	J564542-6DB-1S	69
J5554M	381	J5568	380	J564542-6RD-1S	69
J5555M	381	J5570	380	J564542-6SG-1S	69
J5556	380	J5572	380	J5647	280
J555743-11BK	79	J5576	380	J5649	274
J555743-11BL	79	J558825-BK-H	75	J5649BL	274
J555743-11DB	79	J558825-BL-H	75	J5649FW	275
J555743-11RD	79	J558825-DB-H	75	J5649FWRK	276
J555743-11SG	79	J558825-RD-H	75	J5649RK	276
J555743-13BK	79	J558825-SG-H	75	J5653	285



J60500	648	J6108A	506	J6202ACERT	509
J60502	648	J6110BT	498	J6203	510
J60504	648	J6112BT	498	J6212	509
J60506	648	J6113F	496	J6212CERT	509
J60508	648	J6113NMF	497	J6212RD	509
J60510	648	J6114BT	498	J62133M	402
J60512	648	J61200	650	J6222	509
J60514	648	J61204	650	J6222CERT	509
J60516	648	J6121F	496	J6222RD	509
J60518	648	J6121NMF	497	J6232	509
J60520	648	J61222	642	J6232CERT	509
J60530	649	J61223	642	J6232RD	509
J60532	649	J61224	642	J6234	509
J60534	649	J61226	642	J6242	509
J60536	649	J61234	642	J6242RD	509
J60538	649	J61236	642	J6252	509
J60540	649	J61238	642	J6252RD	509
J60542	649	J6125F	496	J6280TA100	507
J60560	648	J61302	650	J6280TA150	507
J60562	648	J61303	650	J6280TA250	507
J60564	648	J61304	650	J6300TWA	506
J60566	648	J61306	650	J6339	497
J60568	648	J6133Ft	496	J6342	497
J606	691	J6134F	496	J6345	497
J6060A	495	J61352	650	J6345A	497
J6061C	494	J61390	644	J6345B	497
J6061CXCERT	494	J61402	650	J6346	497
J6061EFX	499	J61404	650	J6347	497
J6062C	495	J61406	650	J6349	497
J6062CXCERT	495	J6141Ft	496	J6349A	509
J6062HTC	493	J6149Ft+	496	J6351	497
J6062RK	496	J61502	650	J6352	509
J6063C	494	J61620	638	J6360B	511
J6063CXCERT	494	J61622	638	J6361B	512
J6064C	495	J61624	638	J6362B	512
J6064CXCERT	495	J61626	638	J6363	512
J6064HTC	493	J61650	638	J6364B	512
J6064RK	496	J61652	638	J6365B	512
J6065C	494	J61654	638	J6366B	512
J6065CXCERT	494	J61656	638	J6367B	512
J60666	649	J6168F	496	J6368B	512
J6066C	495	J61690	638	J6369B	512
J6066CXCERT	495	J61692	638	J6370	512
J6068C	495	J61694	638	J6371B	512
J607	691	J6169F	496	J6372B	512
J6072C	495	J6169FCERT	496	J6373B	512
J6072CXCERT	495	J6169NMF	497	J6374B	512
J608	691	J6177F	496	J6375B	512
J61002	649	J6177NMF	497	J6470-C	511
J61004	649	J6177NMF CERT	497	J6470	511
J61006	649	J6181F	496	J6470E	507
J6102A	506	J61901	646	J6470S	511
J6104A	506	J61906	643	J6472-C	511
J6104ACERT	506	J61909HS	638	J6472	511
J6106A	506	J61929	640	J6472E	507
J6106ACERT	506	J6201	510	J6474-C	511
J6107A	506	J6202A	509	J6474	511



J6474E	507	J69055MPF	487	J6916PF	487
J6476-C	511	J6905M	440	J6918H	440
J6476	511	J6905MHF	485	J69202	402
J6476E	507	J6905MPF	487	J69206	401
J6478-C	511	J6905TX	442	J6920H	440
J6478	511	J6906H	440	J69212	401
J6478E	507	J6906HF	485	J6925	650
J65055MH	441	J6906M	440	J6930	650
J6505MH	441	J6906MHF	485	J6931	650
J6506H	441	J6906MPF	487	J6935	650
J6506MH	441	J6906PF	487	J69X00	800
J6507H	441	J6906TX	442	J6P2-HD	704
J6507MH	441	J6907H	440		
J6508H	441	J6907M	440		
J6508MH	441	J6907MHF	485		
J6509H	441	J6907MPF	487		
J6509MH	441	J6907TX	442		
J6510H	441	J6908H	440		
J6510MH	441	J6908HF	485		
J6511H	441	J6908M	440		
J6511MH	441	J6908MHF	485		
J6512H	441	J6908MPF	487		
J6512MH	441	J6908PF	487		
J6513MH	441	J6908TX	442		
J6514H	441	J6909H	440		
J6514MH	441	J6909M	440		
J6515MH	441	J6909MPF	487		
J6516H	441	J69102	402		
J6518H	441	J69106	401		
J6520H	441	J6910H	440		
J657-22	508	J6910HF	485		
J657-295	508	J6910M	440		
J657-36	508	J6910MHF	485		
J657-735	508	J6910MPF	487		
J657B	508	J6910PF	487		
J66170P	442	J6910TX	442		
J66308P	442	J69116	401		
J66310P	442	J6911H	440		
J66312P	442	J6911M	440		
J66314P	442	J6911MPF	487		
J66316P	442	J6911PF	487		
J66506MP	442	J6912H	440		
J66507MP	442	J6912HF	485		
J66508MP	442	J6912M	440		
J66509MP	442	J6912MPF	487		
J66510MP	442	J6912PF	487		
J66511MP	442	J6912TX	442		
J66512MP	442	J69132	403		
J66513MP	442	J6913M	440		
J66555MP	442	J6913MPF	487		
J66C	105	J6914H	440		
J66SC	105	J6914HF	485		
J67C	105	J6914M	440		
J6904M	440	J6914PF	487		
J6904TX	442	J6915M	440		
J69055M	440	J6916H	440		
J69055MHF	485	J6916HF	485		

J7

J7006M	445
J7007M	445
J7008M	445
J7008MHT	446
J7009M	445
J7009MHT	446
J7010M	445
J7010MHT	446
J7011M	445
J7011MHT	446
J7012M	445
J7012MHT	446
J7013M	445
J7013MHT	446
J7014M	445
J7014MHT	446
J7015M	445
J7015MHT	446
J7016M	445
J7016MHT	446
J7017M	445
J7017MHT	446
J7018M	445
J7018MHT	446
J7019M	445
J7019MHT	446
J7020M	445
J7021M	445
J7022M	445
J7023M	445
J7024M	445
J704	612
J704A	612
J704G	612
J704L	612
J704S	612
J704SL	612
J706	612
J706A	612
J706G	612
J706L	612



J706S	612	J7208HF	486	J72149M	420
J706SL	612	J7208M	443	J7214H	443
J708	612	J7208MHF	486	J7214HF	486
J708A	612	J7208MPF	488	J7214M	443
J708G	612	J7208S	444	J7214MHF	486
J708L-TT	49	J7208TX	447	J7214PF	488
J708L	612, 613	J7209H	443	J7214S	444
J708S	612	J7209M	443	J7214TX	447
J708SL	612	J721/4S2	725	J72152	415
J7099	450	J72100M	432	J72156	415
J7099A	416, 801	J72102	411	J72157	425
J710	612	J72102M	433	J72159	425
J710A	612	J72103	430	J7215M	443
J710G	612	J72103M	430	J7215MHF	486
J710L-TT	49	J72104	434	J7215MPF	488
J710L	612, 613	J72104M	434	J7216H	443
J710S	612	J72105M	431	J7216HF	486
J710SL	612	J72106	409	J7216M	443
J7111	650	J72106M	433	J7216PF	488
J712	612	J7210H	443	J7216S	444
J7121	650	J7210HF	486	J7216TX	447
J712A	612	J7210M	443	J7217M	443
J712G	612	J7210MHF	486	J7217MHF	486
J712L-TT	49	J7210MPF	488	J7218H	443
J712L	612, 613	J7210PF	488	J7218HF	486
J712S	612	J7210S	444	J7218M	443
J712SC	602, 611	J7210TX	447	J7218MHF	486
J712SL	612	J72112	411	J7218PF	488
J715	612	J72116	409	J7218S	444
J715A	612	J72117	412	J7219M	443
J715L-TT	49	J72118	406	J72202	410
J715L	612	J7211H	443	J72206	408
J715S	612	J7211M	443	J7220H	443
J715SL	612	J7211MHF	486	J7220HF	486
J7175P	450	J7211MPF	488	J7220M	443
J7176P	450	J72125	406	J72212	410
J7178P	450	J7212H	443	J72216	408
J718	612	J7212HF	486	J72217	412
J7180P	459	J7212L	450	J7221M	443
J7181P	459	J7212M	443	J72220	407
J7182P	459	J7212MHF	486	J7222H	443
J7183-00	459	J7212MPF	488	J7222M	443
J7184P	459	J7212PF	488	J72230	407
J718A	612	J7212S	444	J7223M	443
J718L-TT	49	J7212TX	447	J7224H	443
J718L	612	J72132	412	J7224M	443
J718S	612	J72133M	413	J72252	415
J718SL	612	J72135M	413	J7226H	443
J7203L	450	J72137M	413	J7228H	443
J7206L	450	J7213M	443	J723/8S2	725
J7206M	443	J7213MHF	486	J7230H	443
J7206TX	447	J7213MPF	488	J7232H	443
J7207M	443	J72142	414	J724	612
J7207MHF	486	J72143M	427	J724L	612
J7207MPF	488	J72144	414	J724S	612
J7207TX	447	J72145	428	J725/16S2	725
J7208H	443	J72147M	428	J7274	404

J7277A	416	J7320H	453	J7338H	453
J7277L	416	J7320HT	454	J7338HT	454
J7290-10M	447	J7320M	453	J7340	453
J7290-4M	447	J7320MHT	454	J7340H	453
J7290-5M	447	J7320S	455	J7340HT	454
J7290-6M	447	J7321M	453	J7342	453
J7290-8M	447	J7321MHT	454	J7342H	453
J72901/4	447	J7322	453	J7342HT	454
J72901/8	447	J7322H	453	J7344	453
J72903/16	447	J7322HT	454	J7344H	453
J72903/8	447	J7322M	453	J7344HT	454
J72905/16	447	J7322MHT	454	J7346	453
J72905/32	447	J7322S	455	J7346H	453
J72907/32	447	J7323M	453	J7346HT	454
J7308M	453	J7323MHT	454	J7348	453
J7309M	453	J7324	453	J7348H	453
J73102	432	J7324H	453	J7348HT	454
J73103	432	J7324HT	454	J7350H	453
J73104	432	J7324M	453	J7408M	451
J73105	431	J7324MHT	454	J7409M	451
J7310M	453	J7324S	455	J74102	423
J7310MHT	454	J7325M	453	J74104	420
J7311M	453	J7326	453	J74106	252, 419
J7311MHT	454	J7326H	453	J74106F	252
J7312	453	J7326HT	454	J74106K	252
J7312H	453	J7326M	453	J7410M	451
J7312HT	454	J7326S	455	J7410MHF	486
J7312M	453	J7327M	453	J7410MT	451
J7312MHT	454	J7328	453	J74112	423
J7312S	455	J7328H	453	J74114	252, 421
J7313M	453	J7328HT	454	J74114F	252
J7313MHT	454	J7328M	453	J74114K	252
J7314	453	J7328S	455	J74116	252, 419
J7314H	453	J7329M	453	J74116F	252
J7314HT	454	J7330	453	J74116K	252
J7314M	453	J7330H	453	J74117	426
J7314MHT	454	J7330HT	454	J7411M	451
J7314S	455	J7330M	453	J7411MT	451
J7315M	453	J7330MHT	454	J7412	451
J7315MHT	454	J7330S	455	J7412H	451
J7316	453	J7332	453	J7412HF	486
J7316H	453	J7332H	453	J7412M	451
J7316HT	454	J7332HT	454	J7412MT	451
J7316M	453	J7332M	453	J7412PF	488
J7316MHT	454	J7332S	455	J7412S	452
J7316S	455	J7333M	453	J7413M	451
J7317M	453	J7334	453	J7413MHF	486
J7317MHT	454	J7334H	453	J7413MT	451
J7318	453	J7334HT	454	J7414	451
J7318H	453	J7334M	453	J74142	427
J7318HT	454	J7335M	453	J74143	427
J7318M	453	J7336	453	J7414H	451
J7318MHT	454	J7336CPB	488	J7414HF	486
J7318S	455	J7336H	453	J7414M	451
J7319M	453	J7336HT	454	J7414MHF	486
J7319MHT	454	J7336M	453	J7414MT	451
J7320	453	J7338	453	J7414PF	488



J7414S	452	J7424S	452	J7441-14M	458
J7414TX	458	J74252	429	J7441-17M	458
J74152	428	J7425M	451	J7441-6M	458
J7415M	451	J7426	451	J7441-8M	458
J7415MHF	486	J7426H	451	J74411/2	458
J7415MT	451	J7426M	451	J74411/4	458
J7416	451	J7426S	452	J74413/8	458
J7416H	451	J74274P	456	J74413MP	456
J7416HF	486	J74275P	456	J74414MP	456
J7416M	451	J74276P	456	J74415/16	458
J7416MT	451	J74277P	456	J74415/8	458
J7416PF	488	J74278P	456	J74415MP	456
J7416S	452	J74279P	456	J74416MP	456
J7416TX	458	J7427M	451	J74417/16	458
J7417M	451	J7428	451	J74417MP	456
J7417MT	451	J74280P	456	J74418MP	456
J7418	451	J74281P	456	J74419/16	458
J7418H	451	J74282P	456	J74419MP	456
J7418HF	486	J74283P	456	J7441M	451
J7418M	451	J74284P	456	J7442	451
J7418MHF	486	J74285P	456	J74421MP	456
J7418MT	451	J74286P	456	J74422MP	456
J7418PF	488	J74287P	456	J74424MP	456
J7418S	452	J74288P	456	J7442H	451
J7418TX	458	J7428H	451	J7444	451
J7419M	451	J7428M	451	J7444H	451
J7419MT	451	J7428S	452	J7446	451
J7420	451	J7429M	451	J7446H	451
J74201	423	J7430	451	J7446M	451
J74202	424	J74306	417	J74470P	457
J74204	421	J7430H	451	J7448	451
J74206	418	J7430M	451	J7448H	451
J7420H	451	J7430MT	451	J7450H	451
J7420HF	486	J7430S	452	J7503	459
J7420M	451	J7431M	451	J7505	459
J7420MT	451	J7432	451	J7510	459
J7420S	452	J7432H	451	J7515	429
J7420TX	458	J7432M	451	J7515A	429
J74212	424	J7432MT	451	J75275P	457
J74214	422	J7432S	452	J75276P	457
J74216	418	J7433M	451	J75277P	457
J74217	426	J7434	451	J75278P	457
J74218	425	J7434H	451	J75279P	457
J7421M	451	J7434M	451	J75280P	457
J7421MT	451	J7434S	452	J75281P	457
J7422	451	J7436	451	J75282P	457
J7422H	451	J7436H	451	J75413MP	457
J7422M	451	J7436M	451	J75414MP	457
J7422MT	451	J7438	451	J75415MP	457
J7422S	452	J7438H	451	J75416MP	457
J7423M	451	J7438M	451	J75417MP	457
J7423MT	451	J7440	451	J75418MP	457
J7424	451	J7440H	451	J75419MP	457
J74242	422	J7440R11SAE	312	J761/2S2	725
J7424H	451	J7440R8MM	312	J761/4S2	725
J7424M	451	J7441-10M	458	J76102	438
J7424MT	451	J7441-12M	458	J76103	438

J76104	439	J77411MP	448	J8180-T500	561
J76106	439	J77412MP	448	J8180	566
J76108	438	J77413MP	448	J8181-T500	561
J76109	438	J77414MP	448	J8181	566
J76111	437	J77415MP	448	J8182-T500	561
J76115	437	J77416MP	448	J8182	566
J76116	437	J77417MP	448	J8183-T500	561
J76119	435	J77418MP	448	J8183A	566
J76121	436	J77419MP	448	J8184-T500	561
J76122	436	J77510MP	448	J8184	566
J76137	435	J77511MP	448	J8185-T500	561
J763/8S2	725	J77512MP	448	J8185	566
J765/16S2	725	J77513MP	448	J818A	614
J765/8S2	725	J77514MP	448	J818HD	615
J7650	449, 458	J77515MP	448	J824A-TT	49
J7651	449, 458	J77516MP	448	J824A	614
J7652	458	J77517MP	448	J824HD	615
J7653	449, 458	J77518MP	448	J836A	614
J7655	458	J77519MP	448	J836HD	615
J7656	466	J78410MP	449	J848A	614
J7708H	445	J78411MP	449	J848HD	615
J7708HT	446	J78412MP	449	J86000	724
J7709H	445	J78413MP	449	J86001	725
J7710H	445	J78414MP	449	J86012	725
J7710HT	446	J78415MP	449	J86034	725
J7711H	445	J78416MP	449	J86038	725
J7711HT	446	J78417MP	449	J86058	725
J7712H	445	J78418MP	449	J86078	725
J7712HT	446	J78419MP	449	J860HD	615
J7714H	445	J78C	105	J8612B	732
J7714HT	446	J78SC	105	J8638B	732
J7716H	445	J790-TT	49	J86A1/2S2	724
J7716HT	446	J790	613	J86A1/2X12S2	724
J7718H	445	J794G	613	J86A1/4S2	724
J7718HT	446	J795	254, 613	J86A1X8S2	724
J7720H	445	J795F	254	J86A3/16S2	724
J7720HT	446	J795G	613	J86A3/4X12S2	724
J7722H	445	J795K	254	J86A3/4X8S2	724
J7722HT	446	J795S	613	J86A3/8S2	724
J7724H	445			J86A5/16S2	724
J7724HT	446			J86A5/8S2	724
J7726H	445			J86A5/8X12S2	724
J77270P	449	J8		J86A7/16S2	724
J77273P	448	J801	616	J86A7/16X12S2	724
J77274P	448	J806HD	615	J86A7/8X12S2	724
J77275P	448	J808HD	615	J86A7/8X18S2	724
J77276P	448	J8100C	568	J86A7/8X8S2	724
J77277P	448	J810A-TT	49	J86BS2	723
J77278P	448	J810A	614	J86CS2-TT	54
J77279P	448	J810HD	615	J86CS2	723
J7728H	445	J812A-TT	49	J88C	105
J7728HT	446	J812A	614	J88SC	105
J7730H	445	J812HD	615		
J7730HT	446	J814A-TT	49		
J7732H	445	J814A	614	J9	
J77408MP	448	J814HD	615	J90000-VDE	634
J77410MP	448	J8179-T500	561		



J90001-VDE	634	J94032	705	J98321A	226
J90002-VDE	634	J94033	705	J98322A	226
J90003-VDE	634	J9500A	799	J9851	651
J90004-VDE	634	J9500B	799	J9853	651
J90005-VDE	634	J95030	115	J9855	651
J9200C	635	J95040	112	J9866	651
J9200DB	635	J95120	115	J9882	651
J9201MB	636	J95140	115	J9884	651
J9204M	637	J95151	115	J9886	651
J92055M	637	J95160	115	J9888	642
J9205M	637	J95165	115	J9901	111
J9206	637	J95170	115	J9902	111
J9206H	637	J9521	799	J9910	104
J9206M	637	J95218	115	J99100	220-221
J9207	637	J9522	799	J99101	220
J9207M	637	J9523	799	J99200	218-219
J9208	637	J95230	116	J99201A	218
J9208H	637	J95237	116	J99300	216-217
J9208M	637	J95238	116	J99301A	216
J9209	637	J9524	799	J9938	105
J9209M	637	J9525	799	J99430	203-205
J9210	637	J9525B	799	J99431A	203
J9210H	637	J9526	799	J99432A	203
J9210M	637	J95260	115	J99480	214-215
J9211	637	J9527	799	J9951	109
J9211H	637	J9528	799	J99530	185-187
J9211M	637	J9529	799	J99531A	185
J9212	637	J95305	112	J99532A	185
J9212H	637	J95306	112	J9954R	109
J9212M	637	J95311	112	J99570	222-223
J9213M	637	J95316	112	J99571A	222
J9214	637	J95322	112	J99660	209-211
J9214H	637	J95327	112	J99661A	209
J9214M	637	J95336	113	J99662A	209
J9216	637	J95350	115	J9969R	109
J9216H	637	J961/2S2	729	J99700	206-208
J9218	637	J961/4S2	729	J99701A	206
J9220	637	J9612B	732	J99702A	206
J9230M	636	J963/4S2	729	J99710	177-180
J9300MS	642	J963/8S2	729	J99711A	177
J93101	639	J9633B	732	J99712A	177
J93111	639	J9633HB	733	J9971R	109
J9320	641	J9634B	732	J99720	188-193
J9322	641	J9634HB	732	J99721A	188
J9351	639	J9638B	732	J99722A	188
J94020	705	J9638HB	733	J99730	200-202
J94021	705	J965/16S2	729	J99731A	200
J94022	705	J965/8S2	729	J99732A	200
J94023	705	J967/16S2	729	J9975R	109
J94024	705	J96716HB	733	J9977R	109
J94025	705	J96AS2	729	J9979-NA	109
J94026	705	J96BS2	729	J99810	212-113
J94027	705	J98300	224-225	J99811A	212
J94028	705	J98301A	224	J99812A	212
J94029	705	J98314-1A	244	J99820	194-196
J94030	705	J98314	244	J99821A	194
J94031	705	J98320	226-227	J99830	168-172

J99831A	168
J99832A	168
J99900	197-199
J99901A	197
J99902A	197
J99910	181-184
J99911A	181
J99912A	181
J99920	162-167
J99921A	162
J99922A	162
J99923K	246-247
J9993	108

JB

JBELTAD2	28
JBELTCM-L	28
JBELTCM-M	28
JBELTSET-L	28
JBELTSET-M	28
JBUCK300LBZP	27
JBUCKSET	27

JC

JC1410R	630
JC1412R	630
JC1416R	630
JC31603R	630
JC31604R-TT	62
JC31604R	630
JC31605R	630
JC31606R	630
JC31608R	630
JC31610R	630
JC31612R	630
JC471	618
JC472	618
JC474	618
JC474A	618
JC474B	618
JC482	617
JC483	617
JC484	617
JC491	619
JC492	619
JC494	619
JC495	619
JC497	619
JC499	619
JC901B	602
JC903	602
JC903A	602
JC904A	602
JC905	602

JC905A	602
JC906B	602
JC906C	602
JC907	602
JC907A	602
JC908	602
JC908A	602
JC909	602
JC909A	602
JC910	602
JC910A	602
JC911	602
JC911A	602
JC912	602
JCP1802R	630
JCP1803R	630
JCP1804R	630
JCP1806R	630
JCP1808R	630
JCP31603R	630
JCS-0334MAS	173-176
JCS-0334MASBX1A	173
JCS-0334MASBX2A	173
JCS-0558MAS	156-161
JCS-0558MASBX1A	156
JCS-0558MASBX2A	156
JCS-0613MAS	149-155
JCS-0613MASBX1A	149
JCS-0613MASBX2A	149
JCS-0833MAS	140-148
JCS-0833MASBX1A	140
JCS-0833MASBX2A	140
JCS-1046MAS	130-138
JCS-1046MASBX1A	130
JCS-1046MASBX2A	130
JCS-1046MASBX3K	248
JCS-1258MAS	118-128
JCS-1258MASBX1A	118
JCS-1258MASBX2A	118
JCS-1258MASBX3K	249
JCTG1	775
JCTR10-7A	775
JCTR10	775
JCTR10RK	775
JCTR20RK	775

JD

JD1402R	280
JDR1	23
JDR2	23
JDR4	23
JDRHDOR	20
JDRSMOR	20
JDRSMLPKIT	20

JF

JFC1010	788
JFC1011	788
JFC1463	790
JFC1503	789
JFC1553	790
JFC19HD	793
JFC2500MA	790
JFC300	789
JFC33HD-TT	65
JFC33HD	793
JFC400SPI	788
JFC53HD	792
JFC63HD	792
JFC98266D	792
JFCHD1B	789
JFCR2B	789
JFE14289	786
JFE5120	786
JFE6KIT	787
JFE96030	787
JFED2032RD	776
JFEH6006	786
JFF11102	782
JFF120	780
JFF160	782
JFF1700	784
JFF278	780
JFF287	689, 781
JFF297	689, 781
JFF4000	785
JFF5325A	781
JFF554	688, 783
JFF555	688, 783
JFF556	688, 783
JFF600	784
JFF910	785
JFFCC3	783
JFFDS400	785
JFFHC4	688, 782
JFFJT4KIT	784
JFFKIT5	780
JFP100	774
JFP1200MS	774
JFP18A	774
JFP500A	777
JFP59800	775
JFP770	777
JFP9BSET	777
JFP9SET	777

JH

JH11603	634
---------	-----



JH1803	634	JH5-20MB.	503	JH7-27M	504
JH31604	634	JH5-21M	502	JH7-27MB.	505
JH33203	634	JH5-21MB.	503	JH7-28	504
JH4-10M	501	JH5-22	502	JH7-28B.	505
JH4-10MB.	501	JH5-22B.	503	JH7-28M	504
JH4-11M	501	JH5-22M	502	JH7-28MB.	505
JH4-11MB.	501	JH5-22MB.	503	JH7-29M	504
JH4-12	501	JH5-23M	502	JH7-29MB.	505
JH4-12B.	501	JH5-23MB.	503	JH7-30	504
JH4-12M	501	JH5-24	502	JH7-30B.	505
JH4-12MB.	501	JH5-24B.	503	JH7-30M	504
JH4-13M	501	JH5-26	502	JH7-30MB.	505
JH4-13MB.	501	JH5-26B.	503	JH7-32	504
JH4-14	501	JH5-28	502	JH7-32B.	505
JH4-14B.	501	JH5-28B.	503	JH7-32M	504
JH4-14M	501	JH5-38R	502	JH7-32MB.	505
JH4-14MB.	501	JH5-6006C	500	JH7-34	504
JH4-14R	501	JH53204	634	JH7-34B.	505
JH4-150PS	500	JH56403	634	JH7-36	504
JH4-16	501	JH6000SW	500	JH7-36B.	505
JH4-16B.	501	JH7-12R	503	JH7-38	504
JH4-18	501	JH7-15M	504	JH7-38B.	505
JH4-18B.	501	JH7-15MB.	505	JH7-40	504
JH4-250.	500	JH7-16M	504	JH7-40B.	505
JH4-250RB	499	JH7-16MB.	505	JH7-42	504
JH4-50FPS	500	JH7-17M	504	JH7-42B.	505
JH5-100F	500	JH7-17MB.	505	JH7-44	504
JH5-100FRB.	499	JH7-18	504	JH7-44B.	505
JH5-11M	502	JH7-18B.	505	JH7-6014C	500
JH5-11MB.	503	JH7-18M	504	JH76403	634
JH5-12M	502	JH7-18MB.	505	JH96403	634
JH5-12MB.	503	JH7-19M	504	JHA4S.	531
JH5-13M	502	JH7-19MB.	505	JHAM4S.	531
JH5-13MB.	503	JH7-20	504	JHD032M	607
JH5-14	502	JH7-20B.	505	JHD036M	607
JH5-14B.	503	JH7-20M	504	JHD041M	607
JH5-14M	502	JH7-20MB.	505	JHD046M	607
JH5-14MB.	503	JH7-21M	504	JHD050M	607
JH5-150FPS	500	JH7-21MB.	505	JHD055M	607
JH5-15M	502	JH7-22	504	JHD060M	607
JH5-15MB.	503	JH7-22B.	505	JHD065M	607
JH5-16	502	JH7-22M	504	JHD070M	607
JH5-16B.	503	JH7-22MB.	505	JHD075M	607
JH5-16M	502	JH7-23M	504	JHD080M	607
JH5-16MB.	503	JH7-23MB.	505	JHD085M	607
JH5-17M	502	JH7-24	504	JHD090M	607
JH5-17MB.	503	JH7-24B.	505	JHD095M	607
JH5-18	502	JH7-24M	504	JHD100M	607
JH5-18B.	503	JH7-24MB.	505	JHD105M	607
JH5-18M	502	JH7-250F	500	JHD110M	607
JH5-18MB.	503	JH7-250FRB.	499	JHD115M	607
JH5-19M	502	JH7-25M	504		
JH5-19MB.	503	JH7-25MB.	505		
JH5-20	502	JH7-26	504		
JH5-200FPS	500	JH7-26B.	505		
JH5-20B.	503	JH7-26M	504		
JH5-20M	502	JH7-26MB.	505		

JK

JK1404R-TT	62
JK1404R	630

JK1406R	630
JK14112R-TT	62
JK14112R	630
JK1424R	630
JK3808R-TT	62
JK3808R	630
JK3810R-TT	62
JK3810R	630
JK3812R	630
JK51604R	630
JK51606R-TT	62
JK51606R	630
JK51608R	630
JKB1404RP	630
JKB31603RP	630
JKB31604RP	630
JKB3808RP	630
JKB3812RP	630
JKB51606RP	630
JKE14	582
JKE16	582
JKE18	582
JKE19	582
JKE20	582
JKE22	582
JKE24	582
JKE26	582
JKE28	582
JKE30	582
JKE32	582
JKE34	582
JKE36	582
JKE40	582
JKE42	582
JKE48	582
JKE52	582
JKE54	582

JL

JLAN15LB3LK	18, 24
JLAN15LBDSS	18
JLAN15LBSSCAR	18
JLAN15LBSSRP	18, 24
JLAN20LBD3LK	18, 24
JLAN25LBDSS	18, 24
JLAN40LBD3LK	18, 24
JLAN40LBD3LKSW	18, 24
JLANHATRD	23
JLANHATRD10	23
JLANWR6LB	23
JLB25	104
JLB32	104
JLB33	104
JLB35	104
JLB37	104

JM

JMQL36RFOR	18
JMQL36RFOR	20

JN

JN0404RM	633
JN0504RM	633
JN0604RM	633
JN0704RM	633
JN0804RM	633
JN0904RM	633
JN1004RM	633
JN1104RM	633
JN113204R	633
JN1204R	633
JN1204RM	633
JN1304RM	633
JN1404R	633
JN1404RM	633
JN31604R	633
JN3804R	633
JN51604R	633
JN5504RM	633
JN71604R	633

JP

JP0103R-TT	62
JP0103R	631
JP0108R	631
JP0204R-TT	62
JP0204R	631
JP0208R	631
JP02112R-TT	62
JP02112R	631
JP0212R	631
JP0216R	631
JP0224R	631
JP0306R-TT	62
JP0306R	631
JP0408R-TT	62
JP0408R	631
JP2R15X2LPOR	18, 19
JP2R1X175LPOR	18, 19
JP2R275X2LPOR	18, 19
JP2R275X4LPOR	18, 19
JP2R2X2LPOR	18, 19
JP2R2X4LPOR	18, 19
JP2R34X175LPOR	18, 19
JP2R4X4LPOR	18, 19
JP2RSMPKIT	19
JPB0103RP	631
JPB0204RP	631

JPB0306RP	631
JPGLOSS	21
JPCL1SS	21
JPCL2SS	21
JPCL3SS	21
JPCL4SS	21
JPCL5SS	21
JPCL6SS	21
JPCL7SS	21
JPCLSMPLKIT	21
JPP0002R	631
JPP0003R-TT	62
JPP0003R	631
JPP0103R	631
JPPEGLV	25
JPPEGLV10	25
JPPEGLVPOU	25
JPPEGLVPOU10	25
JPS	14
JPS1	14
JPS2	14
JPSAPRON30	15
JPSBOLT	15
JPSDOCK	14
JPSHS	15
JPSSCAFF4	14
JPSSCAFF5	14
JPSSCAFF5KIT	22
JPSSDLSM	15
JPST1	14
JPSTAPE	15
JPSTLPKT1	15
JPSTLPKT2	15
JPSTLPKT3	15

JR

JRETPOU1	27
JRETPOU2	27
JRETSET1	27
JRETSET2	27
JRP25000	483
JRR07520	467
JRR07523	467
JRR07526	467
JRR07528	467
JRR07532	467
JRR07534	467
JRR07536	467
JRR10028	475
JRR10032	475
JRR10034	475
JRR10036	475
JRR10040	475
JRR10042	475
JRR15046	481



JRR15054	481	JSCR26	522	JSCV10F	526
JRR15062	481	JSCR26T	522	JSCV10S	528
JRR15070	481	JSCR28	522	JSCV10T	519
JRR37511	450	JSCR28T	522	JSCV11A	516
JRR37512	450	JSCR30	522	JSCV11T	519
JRR37560	450	JSCR30T	522	JSCV12	519
JRR37567	450	JSCR32	522	JSCV12A	516
JRR37575	450	JSCR32T	522	JSCV12F	526
JRR37582	450	JSCRM-10S-TT	47	JSCV12S	528
JRR37595	450	JSCRM-10S	524	JSCV12T	519
JRR50080	459	JSCRM08	522	JSCV14	519
JRR50087	459	JSCRM08T	522	JSCV14A	516
JRR50095	459	JSCRM09	522	JSCV14F	526
JRR50105	459	JSCRM09T	522	JSCV14S	528
JRR50115	459	JSCRM10	522	JSCV14T	519
JRR50130	459	JSCRM10T	522	JSCV16	519
JRR50145	459	JSCRM11	522	JSCV16A	516
JRR50160	459	JSCRM11T	522	JSCV16F	526
		JSCRM12	522	JSCV16S	528
		JSCRM12T	522	JSCV16T	519
		JSCRM13	522	JSCV18	519
		JSCRM13T	522	JSCV18A	516
		JSCRM14	522	JSCV18F	526
		JSCRM14T	522	JSCV18S	528
		JSCRM15	522	JSCV18T	519
		JSCRM15T	522	JSCV20	519
		JSCRM16	522	JSCV20A	516
		JSCRM16T	522	JSCV20F	526
		JSCRM17	522	JSCV20S	528
		JSCRM17T	522	JSCV20T	519
		JSCRM18	522	JSCV22	519
		JSCRM18T	522	JSCV22A	516
		JSCRM19	522	JSCV22F	526
		JSCRM19T	522	JSCV22S	528
		JSCRMT-12S	524	JSCV22T	519
		JSCRMT-7S	524	JSCV24	519
		JSCRT-14S	523	JSCV24A	516
		JSCV-11SA	517	JSCV24F	526
		JSCV-18SA	517	JSCV24S	528
		JSCV-20S	263, 520	JSCV24T	519
		JSCV-20SF	263	JSCV26	519
		JSCV-20SK	263	JSCV26A	516
		JSCV-9S-TT	46	JSCV26T	519
		JSCV-9S	254, 520	JSCV28	519
		JSCV-9SF	254	JSCV28A	516
		JSCV-9SK	254	JSCV28T	519
		JSCV07	519	JSCV30	519
		JSCV07T	519	JSCV30A	516
		JSCV08	519	JSCV30T	519
		JSCV08A	516	JSCV32	519
		JSCV08S	528	JSCV32A	516
		JSCV08T	519	JSCV32T	519
		JSCV09	519	JSCV34	519
		JSCV09A	516	JSCV34A	516
		JSCV09T	519	JSCV34T	519
		JSCV10	519	JSCV36	519
		JSCV10A	516	JSCV36A	516

JS

JS0005R	631
JS0105R	631
JS0205R	631
JS0305R	631
JSBV-8S	530
JSBV0709	530
JSBV0810	530
JSBV1214	530
JSBV1618	530
JSBV2022	530
JSBV2428	530
JSBV2630	530
JSBV3236	530
JSCR-9S-TT	47
JSCR-9S	252, 523
JSCR-9SF	252
JSCR-9SK	252
JSCR08	522
JSCR08T	522
JSCR10	522
JSCR10T	522
JSCR12	522
JSCR12T	522
JSCR14	522
JSCR14T	522
JSCR16	522
JSCR16T	522
JSCR18	522
JSCR18T	522
JSCR20	522
JSCR20T	522
JSCR22	522
JSCR22T	522
JSCR24	522
JSCR24T	522

JSCV36T	519	JSCVM14S	528	JSF100	715
JSCV40	519	JSCVM14T	519	JSF105	715
JSCV40A	516	JSCVM15	519	JSF105HM	714
JSCV40T	519	JSCVM15A	516	JSF10H	715
JSCV48	519	JSCVM15F	526	JSF10M	715
JSCV48T	519	JSCVM15S	528	JSF10MH	715
JSCV9SP	114	JSCVM15T	519	JSF10S	715
JSCVF-8S	527	JSCVM16	519	JSF10T	715
JSCVM-13S-TT	46	JSCVM16A	516	JSF10XH	715
JSCVM-13S	254, 521	JSCVM16F	526	JSF150	715
JSCVM-13SF	254	JSCVM16S	528	JSF150HM	714
JSCVM-13SK	254	JSCVM16T	519	JSF155	715
JSCVM-14SA	518	JSCVM17	519	JSF15H	715
JSCVM-20SA	518	JSCVM17A	516	JSF15M	715
JSCVM-22S	263, 521	JSCVM17F	526	JSF15MH	715
JSCVM-22SF	263	JSCVM17S	528	JSF15S	715
JSCVM-22SK	263	JSCVM17T	519	JSF15SS	715
JSCVM06	519	JSCVM18	519	JSF15T	715
JSCVM06A	516	JSCVM18A	516	JSF15XH	715
JSCVM06S	528	JSCVM18F	526	JSF200	715
JSCVM06T	519	JSCVM18S	528	JSF200HM	714
JSCVM07	519	JSCVM18T	519	JSF205	715
JSCVM07A	516	JSCVM19	519	JSF205HM	714
JSCVM07T	519	JSCVM19A	516	JSF20H	715
JSCVM08	519	JSCVM19F	526	JSF20M	715
JSCVM08A	516	JSCVM19S	528	JSF20MH	715
JSCVM08F	526	JSCVM19T	519	JSF20S	715
JSCVM08S	528	JSCVM21	519	JSF20T	715
JSCVM08T	519	JSCVM21A	516	JSF20XH	715
JSCVM09	519	JSCVM21T	519	JSF250	715
JSCVM09A	516	JSCVM22	519	JSF25H	715
JSCVM09F	526	JSCVM22A	516	JSF25M	715
JSCVM09S	528	JSCVM22T	519	JSF25MH	715
JSCVM09T	519	JSCVM24	519	JSF25T	715
JSCVM10	519	JSCVM24A	516	JSF25XH	715
JSCVM10A	516	JSCVM24T	519	JSN16	603
JSCVM10F	526	JSCVM27	519	JSN17	603
JSCVM10S	528	JSCVM27A	516	JSN18	603
JSCVM10T	519	JSCVM27T	519	JSN19	603
JSCVM11	519	JSCVM30	519	JSN20	603
JSCVM11A	516	JSCVM30A	516	JSR04	21
JSCVM11F	526	JSCVM30T	519	JSR06	21
JSCVM11S	528	JSCVM32	519	JSR1	21
JSCVM11T	519	JSCVM32A	516	JSR125	21
JSCVM12	519	JSCVM32T	519	JSR15	21
JSCVM12A	516	JSCVM34	519	JSR2	21
JSCVM12F	526	JSCVM34T	519		
JSCVM12S	528	JSCVM36	519		
JSCVM12T	519	JSCVM36T	519		
JSCVM13	519	JSCVMF-12S	527	JT	
JSCVM13A	516	JSCVMS-13S	529	JT.10AVSE	387
JSCVM13F	526	JSCVMT-13S	521	JT.4AVSE	387
JSCVM13S	528	JSCVMT-22S	521	JT.5AVSE	387
JSCVM13T	519	JSCVMT-8S	520	JT.6AVSE	387
JSCVM14	519	JSCVS-9S	529	JT.7AVSE	387
JSCVM14A	516	JSCVT-20S	520	JT.8AVSE	387
JSCVM14F	526	JSCVT-9S	520	JT10314R	631



JT15314R	631
JT20314R	631
JT25314R	631
JT2704R	631
JT3004R	631
JT4006R	631
JT4506R	631
JT8314R	631
JTAPESLV	26
JTC0	18
JTC1	18
JTC2	18
JTC3	18
JTC4	18
JTC5	18
JTC6	18
JTC7	18
JTL1SS	18
JTL2SS	18
JTL3SS	18
JTL4SS	18
JTL5SS	18
JTL6SS	18
JTL7SS	18
JTP1008R	631
JTP1508R	631
JTP2008R	631
JTP2508R	631
JTP2708R	631
JTP3008R	631
JTP8008R	631
JTS-0035HVAC	242
JTS-0037PLUM	243
JTS-0067RR	237-238
JTS-0067RRBX1A	237
JTS-0070HVAC	241
JTS-0089RR	235-236
JTS-0089RRBX1A	235
JTS-0105HVAC	239-240
JTS-0107RR	233-234
JTS-0107RRBX1A	233
JTS-0141RR	231-232
JTS-0141RRBX1A	231
JTS-0172RR	228-230
JTS-0172RRBX1A	228
JTS-0172RRBX2A	228

JU

JUC-AERCH	107
JUC-CRDWP	107
JUC-FLCTH	107
JUC-PWRH	106
JUC-SCRH	106
JUC-SCRBH	106
JUC-TRSH	107

JUC1834-5SG-SC	106
JUC1834-SG-LK	106
JUC3743-3SG	106
JUSN321	606
JUSN322	606
JUSN323	606
JUSN324	606
JUSN326	606
JUSN327	606
JUSN328	606
JUSN329	606
JUSN330	606
JUSN332	606
JUSN333	606
JUSN334	606
JUSN335	606
JUSN336	606
JUSN338	606
JUSN339	606
JUSN340	606
JUSN341	606
JUSN342	606
JUSN344	606
JUSN345	606
JUSN347	606
JUSN348	606
JUSN350	606
JUSN354	606
JUSN356	606
JUSN360	606
JUSN362	606
JUSN366	606
JUSN368	606
JUSN372	606
JUSN374	606
JUCPULLTRAY	106

JW

JWS-DR	23
JWS-SH	14

M

MOD.VEAO	696
MR100CG	858
MR77C	858

P

PHT150C	856
PHT250C	856

R

R.10AVSE	386
R.12AVSE	386
R.151AVSE	278
R.400AVSE	352
R.6AVSE	386
R.7AVSE	386
R.8AVSE	386
RT.4AVSE	386
RT.5AVSE	386
RT.6AVSE	386

S

S.10AVSE	387
S.11AVSE	387
S.12AVSE	387
S.12LAVSE	388
S.13AVSE	387
S.13LAVSE	388
S.14AVSE	387
S.14LAVSE	388
S.151AVSE	278
S.16LAVSE	388
S.17AVSE	387
S.17LAVSE	388
S.18LAVSE	388
S.19AVSE	387
S.19LAVSE	388
S.21AVSE	387
S.22AVSE	387
S.401AVSE	352
S.8AVSE	387
S.9AVSE	387
SCV11	519
ST.10AVSE	388
ST.12AVSE	388
ST.14AVSE	388
ST.17AVSE	388
ST.8AVSE	388
STHT10169	826
STHT10193	827
STHT10243	827
STHT10424	826
STHT10430	821
STHT10432	821
STHT10479	821
STHT10828	826
STHT20138	836
STHT20139L	838
STHT20140	838
STHT30758L	809
STHT30810	809
STHT30812	809

STHT30825	809	TR150	855
STHT30830	809	TR150HL	855
STHT33270	809	TR250	854
STHT47147	813	TR45	855
STHT51246	841	TRA204T	857
STHT55144	849	TRA704T	857
STHT71800	866	TRA705T	857
STHT71839	866	TRA706-5C	857
STHT74749	857	TRA706T	857
STHT74912	857	TRA708-5C	857
STHT77032	819	TRA708T	857
STHT77403	819	TRE550Z	854
STHT77404	818	TRE650Z	854
STHT77406	818		
STHT77587	818		
STHT77588	818		
STMT71648	888		
STMT71650	888		
STMT71651	886		
STMT71652	886		
STMT71653	885		
STMT71654	884		
STST11151	902		
STST11154	901		
STST13331	898		
STST14021	900		
STST14022	900		
STST14027	900		
STST16331	898		
STST16410	896		
STST17700	900		
STST18613	897		
STST18631	896		
STST19331	898		
STST19410	896		
STST24410	896		
STST33031	897		
STST60626	901		
STST60952	902		
STST70574	894		

T

T-1045601	25
T-HDRF810	25
T-L48WR153T	24
T-L48WR153TSW	24
T-L72403TSWLP	24
T-RET4PKT	26
T-RETHR	26
T-SGS120R	25
T-SGS240R	25
T-TETHCNCHLPSW	22
T-TLPCH9X9SCL	27
T-TRSK8S	25
TR110	855



Except as specified below, Proto Industrial Tools, a business unit of Stanley Black & Decker, Inc. ("Proto") warrants any of its Proto® branded products, including products sold by the Proto Industrial Tools that are marketed as products "by Proto," for the useful life of the product against defects in material or workmanship.

Die Grinders, Torque Wrenches, Torque Multipliers and Torque Testers are warranted for one year, except for calibration which is warranted for ninety (90) days from date of purchase. Torque products can be repaired and recalibrated for a nominal charge at any Proto Authorized repair center or any other such location as may be designated by Proto. Defects in material or workmanship will be repaired or replaced at no cost; all other repairs will be at a nominal charge. Torque products are precise measuring devices that require care in handling. Proto recommends that all torque wrenches be recalibrated once a year or more, depending on usage.

Air Impact tools are warranted for a period of TWO YEARS from the original purchase date. Our obligation to the original purchaser shall be to repairing or replacing, at our expense (not including shipping charges) a defective tool if returned by the original purchaser within two years from the date of purchase, all incoming shipping charges prepaid. THIS WARRANTY DOES NOT COVER DEFECTS OR DAMAGES TO THE TOOL (i) after the warranty period expires; (ii) resulting from misuse or abnormal operation; (iii) resulting from a failure to properly lubricate, maintain or operate the tool; or (iv) resulting from any repair or maintenance services performed by any party other than PROTO at all DeWALT Service Centers or a person authorized by PROTO to provide repair and maintenance services for this tool.

DISCLAIMERS AND LIMITATIONS

THIS WARRANTY:

- › Is subject to the disclaimers and limitations described below and is in lieu of all other warranties, express or implied, including the implied warranty of merchantability or fitness for a particular purpose.
- › Gives you specific legal rights. You may also have other rights that vary by state.
- › Does not extend to products that have been improperly used, altered, or repaired by any entity other than Proto.
- › Does not cover the following categories of products: universal sockets, universal joints, thin-wall impact sockets, adapters, and retaining rings.
- › Does not cover damage due to ordinary wear and tear.
- › Does not extend to any claim for incidental, consequential, or special damages. Some states do not allow the exclusion of limitation of incidental or consequential damages, so this exclusion may not apply to you.
- › Proto makes no representations beyond those contained in this Lifetime Warranty.
- › Employees and agents of Proto have no authority to make representations of any sort beyond those contained in this Lifetime Warranty.

EXCLUSIVE REMEDY AND CLAIM PROCEDURE

- › Distributors of record must act as a return agent.
- › The exclusive remedy under this Lifetime Warranty for products determined to be deficient in materials or workmanship by Proto is repair or replacement with a reconditioned tool of equal value by Proto.
- › The selected remedy is at the sale discretion of Proto. In no event shall Proto be responsible for more than the original purchase price of the product.

QUESTIONS

- › To ask questions about, or to make a claim under, this Lifetime Warranty, contact your Proto® Account Manager.



**DIGITAL CATALOG
AVAILABLE NOW**

SCAN THE QR CODE TO OPEN THE
CATALOG ON YOUR MOBILE DEVICE.

REPAIR CENTER LOCATIONS

WEST COAST:

Factory Service Center
1015 North Market Blvd #2
Sacramento, CA 95834

EAST COAST:

Factory Service Center
6115 Jimmy Carter Blvd
Norcross, GA 30071

CENTRAL REGION:

Factory Service Center
10245 W Little York Road
Houston, TX 77040



PROTO® Industrial Tools
400 Executive Blvd South
Southington, CT 06489

+1 (800) 800-TOOL
+1 (800) 828-7809 FAX
orders.proto@sbdinc.com

WWW.PROTOINDUSTRIAL.COM