
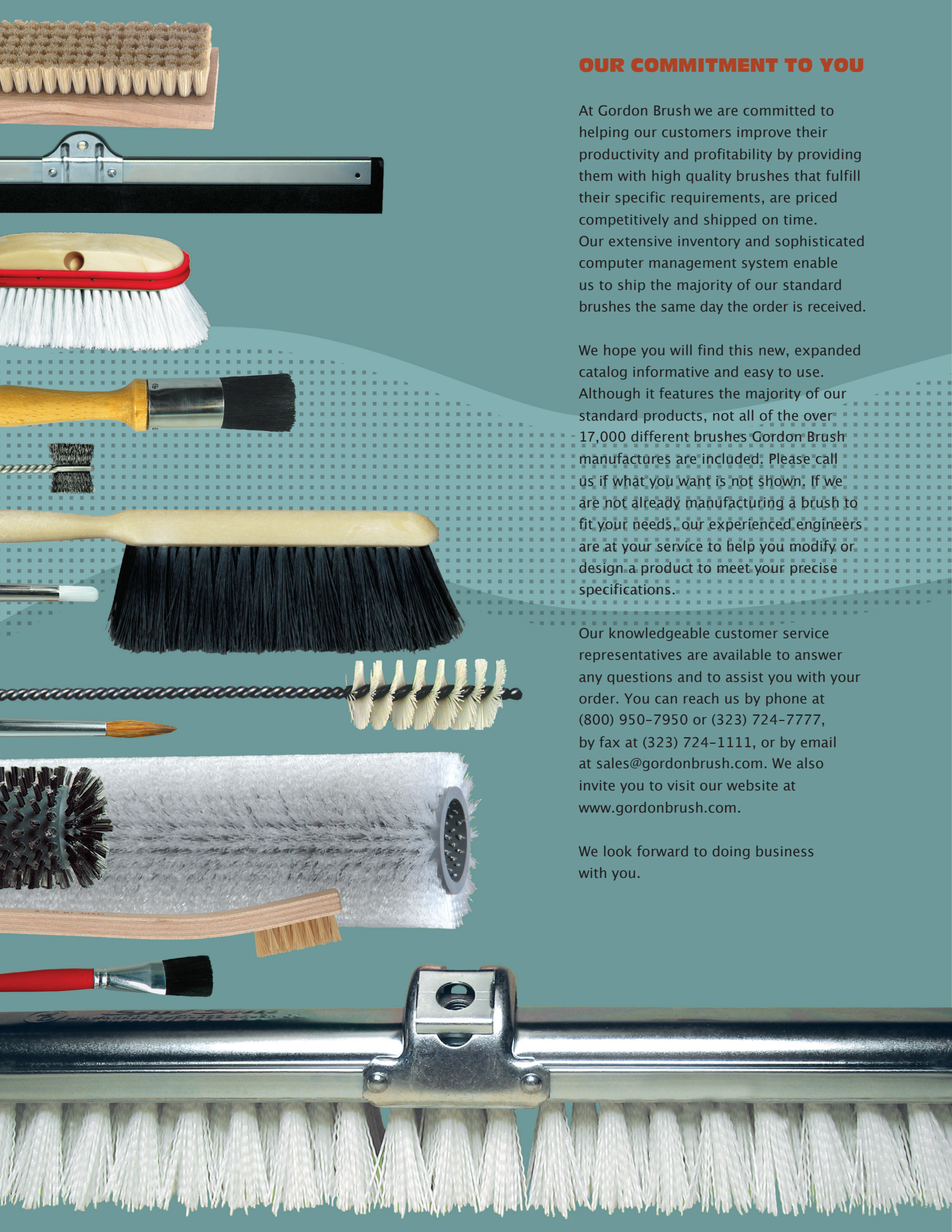


PRODUCT CATALOG

BIGGER BETTER BRUSH IDEAS





OUR COMMITMENT TO YOU

At Gordon Brush we are committed to helping our customers improve their productivity and profitability by providing them with high quality brushes that fulfill their specific requirements, are priced competitively and shipped on time. Our extensive inventory and sophisticated computer management system enable us to ship the majority of our standard brushes the same day the order is received.

We hope you will find this new, expanded catalog informative and easy to use. Although it features the majority of our standard products, not all of the over 17,000 different brushes Gordon Brush manufactures are included. Please call us if what you want is not shown. If we are not already manufacturing a brush to fit your needs, our experienced engineers are at your service to help you modify or design a product to meet your precise specifications.

Our knowledgeable customer service representatives are available to answer any questions and to assist you with your order. You can reach us by phone at (800) 950-7950 or (323) 724-7777, by fax at (323) 724-1111, or by email at sales@gordonbrush.com. We also invite you to visit our website at www.gordonbrush.com.

We look forward to doing business with you.

CONTENTS

ESD Brush Information	2
Brush Terminology.....	2
Brush Fill Material	2-3
How Brushes Are Measured.....	3
Wood Handle Brushes	4
Plastic Handle Brushes	5
Aluminum/Acetal Hand-Laced Brushes.....	6
Wood Hand-Laced Brushes	7
Scratch Brushes	8
Platers' Brushes	9
Block Brushes	10
Long Block, Upright, Thunderon®, and Static Dissipative Brushes	11
Dusting and Scrub Brushes	12
Acid/Sash/Parts Cleaning Brushes	13
Applicator Brushes.....	14-15
Artist/Detail Brushes.....	16-19
Flow-Thru Brushes.....	20
Vacuum/Specialty Brushes	21
Metal Backing (Channel) Strip Brushes.....	22-24
Micro Spiral Brushes/Thread Cleaning Brushes.....	25
Tube or Spiral Brushes.....	26-27
Double Spiral Power Brushes.....	28
Condenser and Flue Brushes	29
Side Action/Paddle/Valve Brushes.....	30
Spiral Brushes	31
Metal Free Tube Brushes	32
Bore Brushes.....	33
Handles	34
Floor/Push Brooms	35-37
Floor Squeegees	38-39
Speedy Corns, Upright Brooms, Deck Scrubs, Utility Brushes	40
Wash Brushes, Hygienic Brushes, Bowl Brushes, Commercial Kitchen	41
Janitorial eMOP™, Speedy Sweep®, Lobby Brooms, Dustpans	42
Abrasives, Buffs and Rotary Scrub Brushes	43
Abrasives and Cylinder Brushes	44
Fine Finish Oil and Water-Based Brushes.....	45
Fine Finish Water-Based and Disposable Brushes	46
Specialty Paint Brushes and Accessories.....	47
Roller Covers	48
Specialty Roller Covers and Mini Roller Covers	49
Roller Accessories.....	50
Index	51-52

**VISIT OUR WEBSITE AT:
www.gordonbrush.com
 for more technical
 information in the
 Engineering Corner.**

**Go online for Custom
 Brush Design Sheets or
 call Customer Service at:
 323-724-7777 to have a
 design sheet emailed or
 faxed to you.**




Gordon Brush® is located in a state-of-the-art facility in the metropolitan area of Los Angeles, California.

© Copyright 2019, Gordon Brush Mfg. Co., Inc.

No part of this catalog may be reproduced without prior written permission from Gordon Brush Mfg. Co., Inc.

All statements, technical data, and recommendations contained herein are based on information that we believe to be reliable, but the accuracy or completeness of which is not guaranteed, and the following is made in lieu of all warranties, express or implied:

Seller's and manufacturers only obligations shall be to replace such quantities of the product proved to be defective. Neither seller nor manufacturer shall be liable for any injury, loss or damage, direct or consequential, arising out of the use, or inability to use, the product. Before using, the user shall determine the suitability of the product for his or her intended use, and the user assumes all risk and liability whatsoever in connection herewith. No statement or recommendation contained herein shall have any force or effect, unless in an agreement signed by the officers of both the user and the seller.



ESD BRUSHES

Static is a fairly simple but often misunderstood event. Briefly stated, a static charge is generated through friction, pressure, or separation of two dissimilar materials. This process is called the Triboelectric Effect (tribo means rubbing). Static electricity causes problems on many different surfaces, including, but not limited to, attracting and holding unwanted contaminants and other dissimilarly charged parts.

Electrostatic Discharge (ESD) is defined as the transfer of charges between materials at different electrical potentials. Problems caused by ESD range from destroying or degrading semiconductor devices to upsetting the operation of electronic systems and causing equipment failure.

ESD SYMBOLS

The following symbols are used in this catalog to indicate when a particular brush is recommended based on its specific ESD properties:

◆ Anti-Static ▲ Static Dissipative ● Conductive

HOW ESD BRUSHES ARE CLASSIFIED

The most critical aspects of a brush are the fiber and the core or handle material. Surface resistivity is a mathematical representation of a material's ability to resist the passage of electricity across its surface. The range of surface resistivity (in Ohms) is as follows:

$10^2 - 10^4$	Conductive Materials*
$10^5 - 10^{11}$	Dissipative Materials*
(see below)	Anti-Static
$10^{12} - 10^{16}$	Insulative Materials

* **Ohm's Law:** $E = I \times R$, or voltage equals current times resistance. Conductive materials have a near "0" value for R. Static dissipative materials have a very large R value. This is important because $I = E/R$. A large static charge, when grounded, results in a very large current flow in the absence of an equally large resistance.

Conductive Brushes

Conductive brushes are made with materials that have a low electrical resistance, and generally have a surface resistivity range of $10^2 - 10^4$. These brushes will easily and uniformly accept a charge and when attached to a grounding point, will provide a very rapid transfer to ground. This rapid transfer could be harmful to some electrical components.

Dissipative Brushes

Dissipative brushes are made with materials that have a surface resistivity of $10^5 - 10^{11}$, a higher resistivity than conductive brushes, but sufficiently conductive to permit controlled current flow. These brushes are excellent tools for removing static electricity, frequent use of dissipative brushes will keep electrostatic charges from building and will provide a slower, more controlled transfer to ground than a conductive brush. They are the only brushes recommended for use with Class 1 components.

Anti-Static Brushes

Anti-Static (static charge inhibitor) brushes are made from low charging and/or natural materials that are near neutral on the triboelectric chart. These brushes remain neutral because they neither give nor take electrons. However, there can be a slight

charge created. Therefore, in extremely sensitive applications, these brushes should only be used in a liquid environment. Only conductive or dissipative brushes should be used in an extremely sensitive, dry environment.

Insulative Brushes

Insulative brushes are made of materials that prevent the flow of electrons, and generally have a surface resistivity of $10^{12} - 10^{16}$. Any charge generated on the brush will remain there for an extended period of time. Insulative brushes are a less expensive alternative to anti-static brushes. They are best used in an environment where static is not critical or where the brush is submerged in a liquid when in use. Most brushes are made with non-conductive material and are insulative.

Please Note: If a brush is mounted to a non-grounded material, then a grounding strap or wire incorporating a 1 Mega Ohm resistor should be used between the brush and an electrical ground. Potentially severe bodily harm may result from the use of a conductive brush if a resistor is not used.

BRUSH TERMINOLOGY

Fill Material Size

The thickness of a single piece of wire or filament, measured in inches. Smaller diameter fill material is softer than the same fill material in a larger diameter.

Trim or Trim Length

The length of the fill material. Shorter fill material is stiffer than the same fill material in a longer trim length.

Level Fill Material

The filament or wire is straight.

Crimped Fill Material

Each strand of filament or wire is wavy, which produces a brush that is denser in appearance and provides a continuous, more even brushing action.

BRUSH FILL MATERIAL

Animal Hair

Camel Hair: Not from a camel, but a generic term used for many types of an economically priced soft hair that is commonly used for artist brushes.

Goat Hair: A very fine, soft hair that is excellent for fine polishing and cleaning.

Hog Bristle: Strong and fairly stiff, with a natural taper and a split end. It has great resilience with excellent durability and water resistance. Heat tolerant to 370°F.

Horsehair: A durable hair that is soft to slightly stiff, used for scratch-free dry brushing and polishing. Not resistant to acids or alkalis. Heat tolerant to 370°F.

Ox Hair: The stiffest of soft animal hair, it is economical and often mixed with other fibers.

Pony Hair: A straight, soft hair without a fine point, it ranges in color from light to dark brown.

Red Sable: The most prized hair used in artist brushes has special qualities that include the ability to come to a needle-fine point and retain full elasticity. Pure red sable is even finer, and Kolinsky sable is the finest.

Synthetic Filament

Nylon: Extremely resilient, durable, and resistant to high heat and abrasion. Impervious to solvents, alkalis, most acids and common chemicals. Resistant to bacteria and mold, and heat tolerant to 250°F. 6.12 nylon is FDA approved.

Abrasive Nylon: Nylon bristles uniformly impregnated with an abrasive, such as aluminum oxide or silicon carbide. Sides of filament act as flexible files to reach surfaces where wire bristles might not be effective. Suitable for wet or dry deburring and finishing.

Static Dissipative Nylon aka Anti Static Nylon: A type 6.12 Nylon with a surface resistivity of $1 \times 10^9 \Omega/\text{cm}$ that does not shed or slough and is cleanroom compatible.

PEEK: Polyetheretherketone, a polymer, is extremely resistant to chemicals and can withstand heat up to 480°F.

Polyester: Has many of the properties of nylon, but will not mat or lose its stiffness when wet. In smaller diameters it has the appearance and feel of horse hair.

Polyethylene: A very flexible plastic that is ideal for applications that need soft wiping instead of brushing.

Polypropylene: A versatile plastic that stays stiff when wet. Inert to most solvents, oils, acids and chemicals. Heat tolerant to 225°F.

Taklon: A very fine nylon filament that is shaped like a natural hair. Very versatile and durable, it is most commonly used for artist and cosmetic brushes.

Thunderon®: A fine (.0015" diameter) acrylic fiber that has been chemically bonded with a layer of copper sulfide. It is conductive and can also be mixed with other fibers to add stiffness without diminishing its effectiveness.

Conductive Nylon: A type 6.6 or type 6 nylon with an electrically conductive coating suffused onto the surface. Available in .010 standard diameter, other sizes available by special order. Range of electrical resistance: $10^2 - 10^5 \Omega/\text{m}$.

Metal Wire

Aluminum: Soft and non-corrosive. Bends easily and takes a set. Recommended for special applications only.

Brass: Soft, flexible metal that is recommended for applications on soft metal surfaces.

Carbon Steel: Widely used fill material that has excellent cutting ability and fatigue resistance at a low cost.

Phosphor Bronze: Non-sparking, stronger and longer lasting than brass. Resists corrosion and fatigue.

Stainless Steel: Resistant to heat, rust and corrosion. Excellent for wet or dry applications. Stainless steel brush wire is also magnetic.

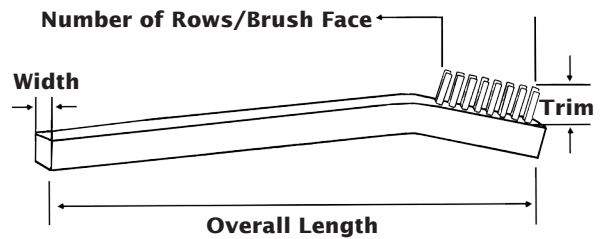
Titanium: Very strong and about half the weight of steel. Excellent resistance to corrosion, chlorides, saltwater and acids, and is essentially non-magnetic. It is ideal for use on titanium parts where galvanic corrosion is unacceptable.

Vegetable Fiber

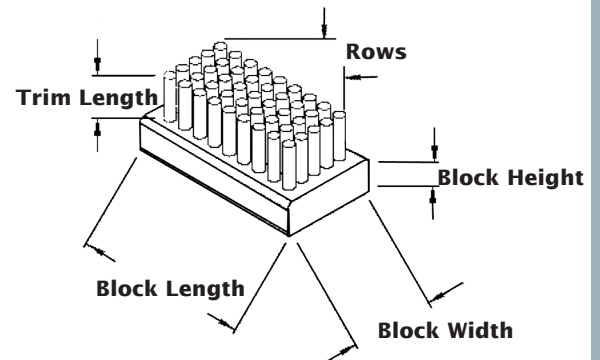
Tampico: A durable, porous fiber from the Mexican agave plant that is heat, alkali and acid resistant. Works well for wet or dry applications. Tampico is anti-static and heat tolerant up to 280°F.

HOW BRUSHES ARE MEASURED

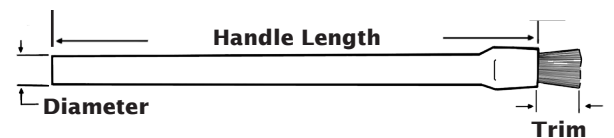
Handheld Brushes



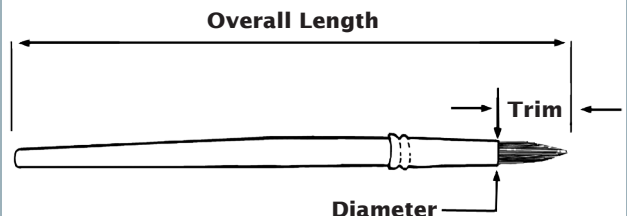
Block Brushes



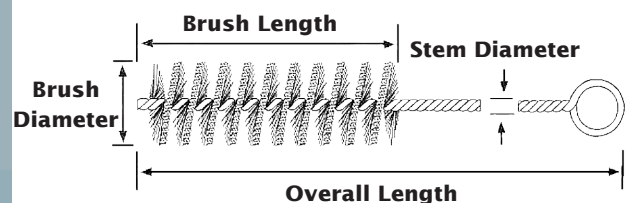
Applicator Brushes



Artist Brushes



Spiral Brushes



1 Row Plywood Handle Brushes

Wood handle, bent for knuckle protection, and filled with tufts in a 1 x 10 row configuration.

Part #	Fill Material	Trim	Rows	Handle (L x W)	Brush Face (L x W)
111SS	.006 Stainless Steel	7/16"	1 x 10	7-3/4" x 7/16"	1-1/2" x 1/8"

2 Row Wood Handle Brushes

Wood handle, bent for knuckle protection, and filled with thick tufts (except 114SS) in a 2 x 9 row configuration. Slightly larger and heavier duty than our basic "toothbrush-style" 30 series below.

Part #	Fill Material	Trim	Rows	Handle (L x W)	Brush Face (L x W)
18A	.008 Aluminum	5/8"	2 x 9	8-1/4" x 1/2"	2-1/4" x 3/8"
18B	.008 Brass	5/8"	2 x 9	8-1/4" x 1/2"	2-1/4" x 3/8"
18B-012	.012 Brass	5/8"	2 x 9	8-1/4" x 1/2"	2-1/4" x 3/8"
18N	.018 Nylon	5/8"	2 x 9	8-1/4" x 1/2"	2-1/4" x 3/8"
18SS	.006 Stainless Steel	5/8"	2 x 9	8-1/4" x 1/2"	2-1/4" x 3/8"
114SS	.006 Stainless Steel	7/16"	2 x 8	7-3/4" x 5/16"	1-3/8" x 1/4"

3 Row Plywood Handle Brushes

Our 30 series is our most popular all-purpose "toothbrush-style," bent for knuckle protection. This standard tool is the basic brush for every tool kit.

Part #	Fill Material	Trim	Rows	Handle (L x W)	Brush Face (L x W)
30B	.006 Brass	7/16"	3 x 7	7-3/4" x 7/16"	1-3/8" x 1/4"
◆30CK	Hog bristle	7/16"	3 x 7	7-3/4" x 7/16"	1-3/8" x 1/4"
◆30HH	Horsehair	7/16"	3 x 7	7-3/4" x 7/16"	1-3/8" x 1/4"
30N	.018 Nylon	7/16"	3 x 7	7-3/4" x 7/16"	1-3/8" x 1/4"
30N-012	.012 Nylon	7/16"	3 x 7	7-3/4" x 7/16"	1-3/8" x 1/4"
30PB	.006 Phosphor bronze	7/16"	3 x 7	7-3/4" x 7/16"	1-3/8" x 1/4"
30SS	.006 Stainless steel	7/16"	3 x 7	7-3/4" x 7/16"	1-3/8" x 1/4"
30T	Tampico	7/16"	3 x 7	7-3/4" x 7/16"	1-3/8" x 1/4"
30KIT	3 Brush Set: (1) 30B, (1) 30N, (1) 30SS				

4 Row Plywood Handle Brushes

A popular larger brush with a strong plywood handle and a fill material for any surface. Works well for cleaning or roughing.

Part #	Fill Material	Trim	Rows	Handle (L x W)	Brush Face (L x W)
36B	.008 Brass	3/4"	4 x 9	8-1/4" x 1-1/16"	2-1/8" x 7/8"
◆36CK	Hog bristle	3/4"	4 x 9	8-1/4" x 1-1/16"	2-1/8" x 7/8"
◆36HH	Horsehair	3/4"	4 x 9	8-1/4" x 1-1/16"	2-1/8" x 7/8"
36N	.018 Nylon	3/4"	4 x 9	8-1/4" x 1-1/16"	2-1/8" x 7/8"
36SS	.008 Stainless steel	3/4"	4 x 9	8-1/4" x 1-1/16"	2-1/8" x 7/8"

5 Row Wood Handle Brushes

Large hand-held brush with a wood handle that is shaped for an easier grip. Wider brush face is great for roughing and/or washing large surfaces.

Part #	Fill Material	Trim	Rows	Handle (L x W)	Brush Face (L x W)
28AL	.008 Crimped Aluminum	5/8"	5 x 9	8" x 1-1/2"	2-1/8" x 1-1/4"
28B	.006 Brass	5/8"	5 x 9	8" x 1-1/2"	2-1/8" x 1-1/4"
28B008G	.008 Brass	5/8"	5 x 9	8" x 1-1/2"	2-1/8" x 1-1/4"
◆28CK	Hog bristle	5/8"	5 x 9	8" x 1-1/2"	2-1/8" x 1-1/4"
28CS	.006 Carbon steel	5/8"	5 x 9	8" x 1-1/2"	2-1/8" x 1-1/4"
28CS008G	.008 Carbon steel	5/8"	5 x 9	8" x 1-1/2"	2-1/8" x 1-1/4"
◆28HH	Horsehair	5/8"	5 x 9	8" x 1-1/2"	2-1/8" x 1-1/4"
28N	.018 Nylon	5/8"	5 x 9	8" x 1-1/2"	2-1/8" x 1-1/4"
28SS	.006 Stainless steel	5/8"	5 x 9	8" x 1-1/2"	2-1/8" x 1-1/4"
28SS008	.008 Stainless steel	5/8"	5 x 9	8" x 1-1/2"	2-1/8" x 1-1/4"

PLASTIC HANDLE BRUSHES

Plastic Handle Brushes

Plastic “toothbrush-style” handle, designed with hand grips, and bent to allow knuckle room and prevent hand scraping. Standard handle color is black. Also available with a red, white or blue handle with Nylon fill. Other fills available on request.

Part #	Fill Material	Trim	Rows	Handle (L x W)	Brush Face (L x W)
21B	.006 Brass	7/16"	3 x 7	7-3/16" x 7/16"	1-3/8" x 1/4"
21CS	.006 Carbon steel	7/16"	3 x 7	7-3/16" x 7/16"	1-3/8" x 1/4"
◆ 21HH	Horsehair	7/16"	3 x 7	7-3/16" x 7/16"	1-3/8" x 1/4"
21N	.012 Nylon	7/16"	3 x 7	7-3/16" x 7/16"	1-3/8" x 1/4"
21N-016	.016 Nylon	7/16"	3 x 7	7-3/16" x 7/16"	1-3/8" x 1/4"
21N-020	.020 Nylon	7/16"	3 x 7	7-3/16" x 7/16"	1-3/8" x 1/4"
▲ 21N-ESD	.010 S.D. Nylon* (medium)	7/16"	3 x 7	7-3/16" x 7/16"	1-3/8" x 1/4"
▲ 21N-ESD-016	.016 S.D. Nylon* (stiff)	7/16"	3 x 7	7-3/16" x 7/16"	1-3/8" x 1/4"
▲ 21N-ESD-LT	.010 S.D. Nylon* (soft)	3/4"	3 x 7	7-3/16" x 7/16"	1-3/8" x 1/4"
21PB	.006 Phosphor bronze	7/16"	3 x 7	7-3/16" x 7/16"	1-3/8" x 1/4"
21N-020W-BLU	.020 Nylon/blue handle	7/16"	3 x 7	7-3/16" x 7/16"	1-3/8" x 1/4"
21N-020W-RED	.020 Nylon/red handle	7/16"	3 x 7	7-3/16" x 7/16"	1-3/8" x 1/4"
21N-020W-WHT	.020 Nylon/white handle	7/16"	3 x 7	7-3/16" x 7/16"	1-3/8" x 1/4"
21SS	.006 Stainless Steel	7/16"	3 x 7	7-3/16" x 7/16"	1-3/8" x 1/4"
21KIT	3 Brush Set: (1) 21B, (1) 21N-016, (1) 21SS				

* Static Dissipative Nylon (see page 2 for description)



Plastic Handle Long Trim Brushes

Same “toothbrush-style” as above, but with a longer 1” trim for softer brushing action. Recommended for gentle dusting and cleaning.

Part #	Fill Material	Trim	Rows	Handle (L x W)	Brush Face (L x W)
◆ 21HHLT	Horsehair	1"	3 x 7	7-3/16" x 7/16"	1-3/8" x 1/4"
21NLT	.008 Nylon	1"	3 x 7	7-3/16" x 7/16"	1-3/8" x 1/4"



Plastic Handle Double-Headed Brushes

Double-headed “toothbrush-style” brush has a black plastic handle with hand grips and a different fill material on each side.

Part #	Fill Material	Trim	Rows	Handle (L x W)	Brush Face (L x W)
321BN	.008 Brass/.018 Nylon	1/2"	3 x 7	7-1/16" x 1/2"	1-3/8" x 1/4"
321PBN	.008 Phosphor bronze/ .018 Nylon	1/2"	3 x 7	7-1/16" x 1/2"	1-3/8" x 1/4"
321SSN	.006 Stainless steel/ .018 Nylon	1/2"	3 x 7	7-1/16" x 1/2"	1-3/8" x 1/4"



Plastic Handle Double-Headed Brushes

Black plastic handle with two brush faces on a triangular head, specifically designed for ample knuckle clearance. Overall brush is 7-1/4” long and 2-1/8” wide at the head.

Part #	Fill Material	Trim	Rows	Brush Face (L x W)
221BN	.006 Brass/.016 Nylon	7/16"	3 x 7	1-3/8" x 5/16"
221BPB	.006 Brass/.006 Phosphor bronze	7/16"	3 x 7	1-3/8" x 5/16"
◆ 221CKHH	Hog bristle/Horsehair	7/16"	3 x 7	1-3/8" x 5/16"
221NN	.012 Nylon/.016 Nylon	7/16"	3 x 7	1-3/8" x 5/16"
221PBN	.006 Phosphor bronze/.016 Nylon	7/16"	3 x 7	1-3/8" x 5/16"
221SSB	.006 Stainless steel/.006 Brass	7/16"	3 x 7	1-3/8" x 5/16"
221SSN	.006 Stainless steel/.016 Nylon	7/16"	3 x 7	1-3/8" x 5/16"
221SSPB	.006 Stainless steel/.006 Phosphor bronze	7/16"	3 x 7	1-3/8" x 5/16"
221SSSS	.006 Stainless steel/.006 Stainless steel	7/16"	3 x 7	1-3/8" x 5/16"



Plastic Handle All-Purpose Brush

“Toothbrush-style” used for cleaning small parts.

Part #	Fill Material	Handle Length	Brush Face (L x W)	Trim	Rows
200399	End A: .014 Nylon	7"	1-3/8" x 1/4"	7/16" (With notch)	3 x 12
	End B: .010 Nylon		7/8" x 1/8"	3/16" (Narrow end)	1 x 7
251993	.010 Black nylon	6-5/8"	1-4/5" x 2/5"	1/2"	4 x 14



◆ Anti-Static ▲ Static Dissipative ● Conductive

ALUMINUM/ACETAL HAND-LACED BRUSHES

Aluminum Handle Hand-Laced Brushes

Aluminum handle “toothbrush-style” scratch brush with 1, 2, or 3 rows of bristles, hand-tied into the handle for maximum bristle retention.



Hand-Laced Brushes

Hand-laced brushes are the premium brushes in the industry. Each fiber tuft is tied into position by hand, resulting in a superior quality brush with heavy density and maximum fiber retention.

Part #	Fill Material	Trim	Rows	Handle (L x W)	Brush Face (L x W)
● 11BA	.003 Brass	7/16"	1 x 11	6-7/16" x 1/8"	1-1/8" x 1/8"
● 22BA	.003 Brass	7/16"	2 x 11	6-7/16" x 1/4"	1-1/4" x 1/4"
● 33BA	.003 Brass	7/16"	3 x 11	6-7/16" x 3/8"	1-1/4" x 5/16"
◆ 22GA	Goat hair	7/16"	2 x 11	6-7/16" x 1/4"	1-1/4" x 1/4"
◆ 11CKA	Hog bristle	7/16"	1 x 11	6-7/16" x 1/8"	1-1/8" x 1/8"
◆ 22CKA	Hog bristle	7/16"	2 x 11	6-7/16" x 1/4"	1-1/4" x 1/4"
◆ 33CKA	Hog bristle	7/16"	3 x 11	6-7/16" x 3/8"	1-1/4" x 5/16"
◆ 11HHA	Horsehair	7/16"	1 x 11	6-7/16" x 1/8"	1-1/8" x 1/8"
◆ 22HHA	Horsehair	7/16"	2 x 11	6-7/16" x 1/4"	1-1/4" x 1/4"
◆ 33HHA	Horsehair	7/16"	3 x 11	6-7/16" x 3/8"	1-1/4" x 5/16"
11NA	.012 Nylon	7/16"	1 x 11	6-7/16" x 1/8"	1-1/8" x 1/8"
22NA	.012 Nylon	7/16"	2 x 11	6-7/16" x 1/4"	1-1/4" x 1/4"
33NA	.012 Nylon	7/16"	3 x 11	6-7/16" x 3/8"	1-1/4" x 5/16"
11PA	.006 PEEK	7/16"	1 x 11	6-7/16" x 1/8"	1-1/8" x 1/8"
22PA	.006 PEEK	7/16"	2 x 11	6-7/16" x 1/4"	1-1/4" x 1/4"
33PA	.006 PEEK	7/16"	3 x 11	6-7/16" x 3/8"	1-1/4" x 5/16"
▲ 11SDA	.016 S.D. Nylon*	7/16"	1 x 11	6-7/16" x 1/8"	1-1/8" x 1/8"
▲ 22SDA	.016 S.D. Nylon*	7/16"	2 x 11	6-7/16" x 1/4"	1-1/4" x 1/4"
▲ 33SDA	.016 S.D. Nylon*	7/16"	3 x 11	6-7/16" x 3/8"	1-1/4" x 5/16"
● 11SSA	.003 Stainless steel	7/16"	1 x 11	6-7/16" x 1/8"	1-1/8" x 1/8"
● 22SSA	.003 Stainless steel	7/16"	2 x 11	6-7/16" x 1/4"	1-1/4" x 1/4"
● 33SSA	.003 Stainless steel	7/16"	3 x 11	6-7/16" x 3/8"	1-1/4" x 5/16"
▲ 11S9A	.010 S.D. Nylon*	7/16"	1 x 11	6-7/16" x 1/8"	1-1/8" x 1/8"
▲ 22S9A	.010 S.D. Nylon*	7/16"	2 x 11	6-7/16" x 1/4"	1-1/4" x 1/4"
▲ 33S9A	.010 S.D. Nylon*	7/16"	3 x 11	6-7/16" x 3/8"	1-1/4" x 5/16"
● 11TA	Thunderon®	7/16"	1 x 11	6-7/16" x 1/8"	1-1/8" x 3/16"
● 22TA	Thunderon®	7/16"	2 x 11	6-7/16" x 1/4"	1-1/4" x 1/4"
● 33TA	Thunderon®	7/16"	3 x 11	6-7/16" x 3/8"	1-1/4" x 5/16"
● 11TIA	.008 Titanium	7/16"	1 x 11	6-7/16" x 1/8"	1-1/8" x 1/8"
● 22TIA	.008 Titanium	7/16"	2 x 11	6-7/16" x 1/4"	1-1/4" x 1/4"
● 33TIA	.008 Titanium	7/16"	3 x 11	6-7/16" x 3/8"	1-1/4" x 5/16"
Dense stiff tufts for applications requiring firm action:					
● 11AL316SS	.006 Stainless steel	7/16"	1 x 11	6-7/16" x 1/8"	1-1/2" x 3/16"

*Static Dissipative Nylon

Acetal Handle Hand-Laced Brushes

1, 2, or 3 rows hand-tied into an acetal or static dissipative acetal handle. Autoclavable for cleanroom or sterile applications. Meets FDA 21 CFR-177.2480 and ASTM D6100 standards.



Part #	Fill Material	Trim	Rows	Handle (L x W)	Brush Face (L x W)
11BD	.003 Brass	7/16"	1 x 11	6-1/4" x 3/16"	1-1/8" x 1/8"
22BD	.003 Brass	7/16"	2 x 11	6-1/4" x 5/16"	1-1/4" x 1/4"
33BD	.003 Brass	7/16"	3 x 11	6-1/4" x 3/8"	1-1/4" x 5/16"
11ND	.012 Nylon	7/16"	1 x 11	6-1/4" x 3/16"	1-1/8" x 1/8"
22ND	.012 Nylon	7/16"	2 x 11	6-1/4" x 5/16"	1-1/4" x 1/4"
33ND	.012 Nylon	7/16"	3 x 11	6-1/4" x 3/8"	1-1/4" x 5/16"
11ND-003	.003 Nylon	7/16"	1 x 11	6-1/4" x 3/16"	1-1/8" x 1/8"
22ND-003	.003 Nylon	7/16"	2 x 11	6-1/4" x 5/16"	1-1/4" x 1/4"
33ND-003	.003 Nylon	7/16"	3 x 11	6-1/4" x 3/8"	1-1/4" x 5/16"
11SSD	.003 Stainless steel	7/16"	1 x 11	6-1/4" x 3/16"	1-1/8" x 1/8"
22SSD	.003 Stainless steel	7/16"	2 x 11	6-1/4" x 5/16"	1-1/4" x 1/4"
33SSD	.003 Stainless steel	7/16"	3 x 11	6-1/4" x 3/8"	1-1/4" x 5/16"
▲ 11S9X*	.010 S. D. Nylon*	7/16"	1 x 11	6-1/4" x 3/16"	1-1/8" x 1/8"
▲ 22S9X*	.010 S. D. Nylon*	7/16"	2 x 11	6-1/4" x 5/16"	1-1/4" x 1/4"
▲ 33S9X*	.010 S. D. Nylon*	7/16"	3 x 11	6-1/4" x 3/8"	1-1/4" x 5/16"
▲ 11SDX*	.016 S. D. Nylon*	7/16"	1 x 11	6-1/4" x 3/16"	1-1/8" x 1/8"
▲ 22SDX*	.016 S. D. Nylon*	7/16"	2 x 11	6-1/4" x 5/16"	1-1/4" x 1/4"
▲ 33SDX*	.016 S. D. Nylon*	7/16"	3 x 11	6-1/4" x 3/8"	1-1/4" x 5/16"
11TID	.008 Titanium	7/16"	1 x 11	6-1/4" x 3/16"	1-1/8" x 1/8"
22TID	.008 Titanium	7/16"	2 x 11	6-1/4" x 5/16"	1-1/4" x 1/4"
33TID	.008 Titanium	7/16"	3 x 11	6-1/4" x 3/8"	1-1/4" x 5/16"
11PD-016	.016 PEEK	7/16"	1 x 11	6-1/4" x 3/16"	1-1/8" x 1/8"
22PD-016	.016 PEEK	7/16"	2 x 11	6-1/4" x 5/16"	1-1/4" x 1/4"
33PD-016	.016 PEEK	7/16"	3 x 11	6-1/4" x 3/8"	1-1/4" x 5/16"

◆ Anti-Static ▲ Static Dissipative ● Conductive

* Static Dissipative Acetal Handle and Static Dissipative Nylon

WOOD HAND-LACED BRUSHES

Plywood Handle Hand-Laced Brushes

"Toothbrush-style" plywood handle. Fill material hand-tied with stainless steel wire, remains secure even in wet environments when wood handle expands and contracts. Greater density than staple set brushes.


Part #	Fill Material	Trim	Rows	Handle (L x W)	Brush Face (L x W)
15A	.008 Aluminum	7/16"	3 x 7	7-3/4" x 7/16"	1-1/2" x 1/4"
11BP	.006 Brass	7/16"	1 x 10	7-3/4" x 1/4"	1-1/2" x 1/8"
14B	.006 Brass	7/16"	2 x 8	7-3/4" x 3/8"	1-3/8" x 1/4"
15B	.006 Brass	7/16"	3 x 7	7-3/4" x 7/16"	1-1/2" x 1/4"
11BP-003	.003 Brass	7/16"	1 x 10	7-3/4" x 1/4"	1-1/2" x 1/16"
14B-003	.003 Brass	7/16"	2 x 8	7-3/4" x 3/8"	1-3/8" x 1/4"
15B-003	.003 Brass	7/16"	3 x 7	7-3/4" x 7/16"	1-1/2" x 1/4"
◆ 11CKP	Hog bristle	7/16"	1 x 10	7-3/4" x 1/4"	1-3/8" x 1/8"
◆ 14CK	Hog bristle	7/16"	2 x 8	7-3/4" x 3/8"	1-3/8" x 1/4"
◆ 15CK	Hog bristle	7/16"	3 x 7	7-3/4" x 7/16"	1-1/2" x 1/4"
◆ 11HHP	Horsehair	7/16"	1 x 10	7-3/4" x 1/4"	1-3/8" x 1/8"
◆ 14HH	Horsehair	7/16"	2 x 8	7-3/4" x 3/8"	1-3/8" x 1/4"
◆ 15HH	Horsehair	7/16"	3 x 7	7-3/4" x 7/16"	1-1/2" x 1/4"
11NP	.012 Nylon	7/16"	1 x 10	7-3/4" x 1/4"	1-3/8" x 1/8"
14N	.012 Nylon	7/16"	2 x 8	7-3/4" x 3/8"	1-3/8" x 1/4"
15N	.018 Nylon	7/16"	3 x 7	7-3/4" x 7/16"	1-1/2" x 1/4"
15P	.006 PEEK	7/16"	3 x 7	7-3/4" x 7/16"	1-1/2" x 1/4"
11PBP	.006 Phosphor bronze	7/16"	1 x 10	7-3/4" x 1/4"	1-3/8" x 1/8"
14PB	.006 Phosphor bronze	7/16"	2 x 8	7-3/4" x 3/8"	1-3/8" x 1/4"
15PB	.006 Phosphor bronze	7/16"	3 x 7	7-3/4" x 7/16"	1-1/2" x 1/4"
11SSP	.006 Stainless steel	7/16"	1 x 10	7-3/4" x 1/4"	1-3/8" x 1/8"
14SS	.006 Stainless steel	7/16"	2 x 8	7-3/4" x 3/8"	1-3/8" x 1/4"
15SS	.006 Stainless steel	7/16"	3 x 7	7-3/4" x 7/16"	1-1/2" x 1/4"
11SSP-003	.003 Stainless steel	7/16"	1 x 10	7-3/4" x 1/4"	1-3/8" x 1/8"
14SS-003	.003 Stainless steel	7/16"	2 x 8	7-3/4" x 3/8"	1-3/8" x 1/4"
15SS-003	.003 Stainless steel	7/16"	3 x 7	7-3/4" x 7/16"	1-1/2" x 1/4"



Long Handle Hand-Laced Brushes

Same width and trim length as the 15 series (above), but with an extra long 14" handle for a longer reach.

Part #	Fill Material	Trim	Rows	Handle (L x W)	Brush Face (L x W)
15BL	.006 Brass	7/16"	3 x 7	14" x 7/16"	1-1/2" x 1/4"
15BL-003	.003 Brass	7/16"	3 x 7	14" x 7/16"	1-1/2" x 1/4"
◆ 15CKL	Hog bristle	7/16"	3 x 7	14" x 7/16"	1-1/2" x 1/4"
◆ 15HHL	Horsehair	7/16"	3 x 7	14" x 7/16"	1-1/2" x 1/4"
15NL	.018 Nylon	7/16"	3 x 7	14" x 7/16"	1-1/2" x 1/4"
15PBL	.006 Phosphor bronze	7/16"	3 x 7	14" x 7/16"	1-1/2" x 1/4"
15SSL	.006 Stainless steel	7/16"	3 x 7	14" x 7/16"	1-1/2" x 1/4"
15SSL-003	.003 Stainless steel	7/16"	3 x 7	14" x 7/16"	1-1/2" x 1/4"



60° Angle Hand-Laced Brushes

Laminated plywood handle bent at a 60° angle, designed to facilitate cleaning at unusual angles and hard to reach places.

Part #	Fill Material	Trim	Rows	Handle (L x W)	Brush Face (L x W)
60B	.006 Brass	7/16"	3 x 7	7-3/4" x 7/16"	1-1/4" x 1/4"
◆ 60CK	Hog bristle	7/16"	3 x 7	7-3/4" x 7/16"	1-1/4" x 1/4"
◆ 60HH	Horsehair	7/16"	3 x 7	7-3/4" x 7/16"	1-1/4" x 1/4"
60N	.018 Nylon	7/16"	3 x 7	7-3/4" x 7/16"	1-1/4" x 1/4"
60PB	.006 Phosphor bronze	7/16"	3 x 7	7-3/4" x 7/16"	1-1/4" x 1/4"
60SS	.006 Stainless steel	7/16"	3 x 7	7-3/4" x 7/16"	1-1/4" x 1/4"



Heavy Duty Hand-Laced Brushes

Filament is hand-tied with stainless wire into a heavy-duty plywood handle for maximum fiber retention.

Part #	Fill Material	Trim	Rows	Handle (L x W)	Brush Face (L x W)
46B	.006 Brass	3/4"	4 x 7	8-1/2" x 1"	1-5/8" x 7/8"
◆ 46CK	Hog bristle	3/4"	4 x 7	8-1/2" x 1"	1-5/8" x 7/8"
◆ 46HH	Horsehair	3/4"	4 x 7	8-1/2" x 1"	1-5/8" x 7/8"
46SS	.006 Stainless steel	3/4"	4 x 7	8-1/2" x 1"	1-5/8" x 7/8"
81SS	.006 Stainless steel	3/4"	4 x 11	8-1/2" x 1"	2-5/8" x 7/8"



◆ Anti-Static ▲ Static Dissipative ● Conductive



Heavy Duty Scratch Brush with Scraper

Heavy duty brush has a scraper attached to a flat wood handle for cleaning paint, rust and dirt off welds and castings.

Part #	Fill Material	Trim	Rows	Handle (L x W)	Brush Face (L x W)
484CSC	.014 Carbon steel	1-1/2"	4 x 11	11" x 1-1/2"	4-1/2" x 1-3/16"

Shoe Handle Scratch Brushes

Solid hardwood shoe handle, contoured for a comfortable grip, filled with durable metal for cleaning abrasion-resistant materials.

Part #	Fill Material	Trim	Rows	Handle (L x W)	Brush Face (L x W)
444B	.012 Brass	1-1/8"	4 x 16	10" x 1-1/8"	4-3/4" x 3/4"
441CS	.013 Carbon steel	1-1/8"	1 x 17	10-3/16" x 3/8"	4-7/8" x 1/8"
442CS	.013 Carbon steel	1-3/16"	2 x 17	10-1/4" x 3/4"	5" x 3/8"
443CS	.013 Carbon steel	1-1/8"	3 x 16	10" x 1"	4-3/4" x 5/8"
444CS	.013 Carbon steel	1-1/8"	4 x 16	10" x 1-1/8"	4-3/4" x 3/4"
444PB	.012 Phosphor bronze	1-1/8"	4 x 16	10" x 1-1/8"	4-3/4" x 3/4"
441SS	.012 Stainless steel	1-1/8"	1 x 17	10-3/16" x 3/8"	4-7/8" x 1/8"
441SS-3/4	.012 Stainless steel	3/4"	1 x 17	10-3/16" x 3/8"	4-7/8" x 1/8"
442SS	.012 Stainless steel	1-3/16"	2 x 17	10-1/4" x 3/4"	5" x 3/8"
443SS	.012 Stainless steel	1-1/8"	3 x 16	10" x 1"	4-3/4" x 5/8"
444SS	.012 Stainless steel	1-1/8"	4 x 16	10" x 1-1/8"	4-3/4" x 3/4"

Economy Brushes: Less wire fill for a more economical price:

444CSE	.013 Carbon steel	1-1/8"	4 x 16	10" x 1-1/8"	4-3/4" x 3/4"
444SSE	.012 Stainless steel	1-1/8"	4 x 16	10" x 1-1/8"	4-3/4" x 3/4"

Shoe Handle with Scraper:

444CSC	.013 Carbon steel	1-1/8"	4 x 16	10" x 1-1/8"	4-3/4" x 3/4"
444SSC	.012 Stainless steel	1-1/8"	4 x 16	10" x 1-1/8"	4-3/4" x 3/4"

Contoured Plastic Shoe Handle:

444CSP	.013 Carbon steel	1-1/8"	4 x 16	10" x 1-1/8"	4-3/4" x 3/4"
444SSP	.012 Stainless steel	1-1/8"	4 x 16	10" x 1-1/8"	4-3/4" x 3/4"

Long Handle Scratch Brushes

Long, slightly curved hardwood or plastic handle with 2, 3, or 4 rows, densely filled with even trim for uniform cleaning.

Part #	Fill Material	Trim	Rows	Handle (L x W)	Brush Face (L x W)
403B	.012 Brass	1-1/8"	3 x 19	13-3/4" x 15/16"	5-3/4" x 1/2"
414B	.012 Brass	1-1/8"	4 x 19	13-3/4" x 1-1/8"	5-3/8" x 3/4"
402CS	.013 Carbon steel	1-1/8"	2 x 18	13-3/4" x 11/16"	5-3/8" x 3/8"
900146	.013 Carbon steel	1-1/8"	3 x 11	13-3/4" x 15/16"	4" x 1/2"
403CS	.013 Carbon steel	1-1/8"	3 x 19	13-3/4" x 15/16"	5-3/4" x 1/2"
414CS	.013 Carbon steel	1-1/8"	4 x 19	13-3/4" x 1-1/8"	5-3/8" x 3/4"
403PB	.012 Phosphor bronze	1-1/8"	3 x 19	13-3/4" x 15/16"	5-3/4" x 1/2"
414PB	.012 Phosphor bronze	1-1/8"	4 x 19	13-3/4" x 1-1/8"	5-3/8" x 3/4"
403SS	.012 Stainless steel	1-1/8"	3 x 19	13-3/4" x 15/16"	5-3/4" x 1/2"
414SS	.012 Stainless steel	1-1/8"	4 x 19	13-3/4" x 1-1/8"	5-3/8" x 3/4"

Economy Brushes: Less wire fill for a more economical price:

403CSE	.013 Carbon steel	1-1/8"	3 x 19	13-3/4" x 15/16"	5-3/4" x 1/2"
414CSE	.013 Carbon steel	1-1/8"	4 x 19	13-3/4" x 1-1/8"	5-3/8" x 3/4"
403SSE	.012 Stainless steel	1-1/8"	3 x 19	13-3/4" x 15/16"	5-3/4" x 1/2"
414SSE	.012 Stainless steel	1-1/8"	4 x 19	13-3/4" x 1-1/8"	5-3/8" x 3/4"

Long Handle Brushes with Scrapers:

403CSC	.013 Carbon steel	1-1/8"	3 x 19	13-3/4" x 15/16"	5-3/4" x 1/2"
414CSC	.013 Carbon steel	1-1/8"	4 x 19	13-3/4" x 1-1/8"	5-3/8" x 3/4"
403SSC	.012 Stainless steel	1-1/8"	3 x 19	13-3/4" x 15/16"	5-3/4" x 1/2"
414SSC	.012 Stainless steel	1-1/8"	4 x 19	13-3/4" x 1-1/8"	5-3/8" x 3/4"

Curved Plastic Handle Brushes:

403CSP	.013 Carbon steel	1-1/8"	3 x 19	13-3/4" x 7/8"	5-3/4" x 1/2"
414SSP	.012 Stainless steel	1-1/8"	4 x 19	13-3/4" x 1-1/8"	5-3/8" x 3/4"

Long Handle Brushes with V-shaped trim:

902984	.012 Stainless steel	1-1/4"	3 x 13	13-3/4" x 1-1/8"	5-1/4" x 5/16"
902984CS	.012 Carbon steel	1-1/4"	3 x 13	13-3/4" x 1-1/8"	5-1/4" x 5/16"



Shoe Handle Platers' Brushes

Platers' brushes made with fine fill material are recommended for use on plated parts and for fine metal finishing. Hardwood shoe handle is contoured for a comfortable grip.

Part #	Fill Material	Trim	Rows	Handle (L x W)	Brush Face (L x W)
443B006	.006 Brass	1-1/8"	3 x 16	10" x 1"	4-3/4" x 5/8"
444B006	.006 Brass	1-1/8"	4 x 16	10" x 1-1/8"	4-3/4" x 3/4"
443CS006	.006 Carbon steel	1-1/8"	3 x 16	10" x 1"	4-3/4" x 5/8"
444CS006	.006 Carbon steel	1-1/8"	4 x 16	10" x 1-1/8"	4-3/4" x 3/4"
444N	.018 Nylon	1"	4 x 16	10" x 1-1/8"	4-3/4" x 3/4"
444SS-006	.006 Stainless steel	1-1/8"	4 x 16	10" x 1-1/8"	4-3/4" x 3/4"
444T	Tampico	1"	4 x 16	10" x 1-1/8"	4-3/4" x 3/4"

Long Handle Platers' Brushes

Long, slightly curved hardwood handle with 2, 3, or 4 rows, densely filled, for uniform cleaning and polishing.

Part #	Fill Material	Trim	Rows	Handle (L x W)	Brush Face (L x W)
403B-006	.006 Brass	1-1/8"	3 x 19	13-3/4" x 15/16"	5-3/4" x 1/2"
414B006	.006 Brass	1-1/8"	4 x 19	13-3/4" x 1-1/8"	5-3/8" x 3/4"
◆ 403CK	Hog bristle	1"	3 x 19	13-3/4" x 15/16"	5-3/4" x 1/2"
◆ 403CK-LT	Hog bristle	1-7/8"	3 x 19	13-3/4" x 15/16"	5-3/4" x 1/2"
◆ 414CK	Hog bristle	1-1/8"	4 x 19	13-3/4" x 1-1/8"	5-3/8" x 3/4"
403CS006	.006 Carbon steel	1-1/8"	3 x 19	13-3/4" x 15/16"	5-3/4" x 1/2"
414CS006	.006 Carbon steel	1-1/8"	4 x 19	13-3/4" x 1-1/8"	5-3/8" x 3/4"
◆ 403HH	Horsehair	1"	3 x 19	13-3/4" x 15/16"	5-3/4" x 1/2"
◆ 414HH	Horsehair	1"	4 x 19	13-3/4" x 1-1/8"	5-3/8" x 3/4"
403N	.018 Nylon	1"	3 x 19	13-3/4" x 15/16"	5-3/4" x 1/2"
414N	.018 Nylon	1"	4 x 19	13-3/4" x 1-1/8"	5-3/8" x 3/4"
414N-014	.014 Nylon	1"	4 x 19	13-3/4" x 1-1/8"	5-3/8" x 3/4"
403SS-006	.006 Stainless steel	1-1/8"	3 x 19	13-3/4" x 15/16"	5-3/4" x 1/2"
414SS-006	.006 Stainless steel	1-1/8"	4 x 19	13-3/4" x 1-1/8"	5-3/8" x 3/4"
414T	Tampico	1"	4 x 19	12-7/8" x 1-3/16"	5-3/8" x 3/4"

Curved Plastic Handle:

414PN	.018 Nylon	1-1/8"	4 x 19	13-3/4" x 1-1/8"	5-3/8" x 3/4"
-------	------------	--------	--------	------------------	---------------

Narrow Long Handle Platers' Brushes

Part #299991 has a slightly curved plywood handle. Part #359994 has a straight hardwood handle. Both brushes work well for cleaning long, narrow areas.

Part #	Fill Material	Trim	Rows	Handle (L x W)	Brush Face (L x W)
◆ 299991CK	Hog bristle	7/16"	3 x 20	7-3/4" x 7/16"	4" x 1/4"
◆ 299991HH	Horsehair	7/16"	3 x 20	7-3/4" x 7/16"	4" x 1/4"
◆ 299991-5/16	Horsehair	5/16"	3 x 20	7-3/4" x 7/16"	4" x 1/4"
◆ 359994	Horsehair	3/4"	4 x 29	10-3/16" x 13/16"	5" x 1/2"

Potash Hand-Tied Cotton Brush

Extra soft swab brush made with heavy cotton yarn, hand-sewn with nylon thread into a wood handle. Great for polishing aluminum.

Part #	Fill Material	Handle (L x W)	Brush Face (L x W)
900504	100% Cotton	12-7/8" x 1-1/4"	8" x 4-1/2"


Platers' Brushes

Platers' brushes are designed for hand brushing, plating and fine metal finishing. The fill materials are softer than those used in scratch brushes. Refer to the **Material Guide** on page 2 for information and characteristics on each fill material.



Small Block Brushes

Small, handheld block brushes, often called mushroom or vegetable brushes, essential for cleaning small items. Available with either plastic (part #869903) or wood (part #869904) handles.



Part #	Fill Material	Trim	Rows	Block (L x W)	Brush Face (L x W)
869903	.006 Crimped polyester	5/8"	5 x 9	2-1/2" x 1-7/16"	2-1/4" x 1-1/4"
869903N	.006 Crimped nylon	5/8"	5 x 9	2-1/2" x 1-7/16"	2-1/4" x 1-1/4"
869904	.006 Crimped polyester	5/8"	5 x 9	2-1/2" x 1-3/8"	2-1/4" x 1-1/4"
◆ 869904CK	Hog bristle	5/8"	5 x 9	2-1/2" x 1-3/8"	2-1/4" x 1-1/4"
◆ 869904HH	Horsehair	5/8"	5 x 9	2-1/2" x 1-3/8"	2-1/4" x 1-1/4"
◆ 900492CK	Hog bristle*	1/2"	6 x 9	3-1/2" x 2-1/4"	3-1/4" x 2"
◆ 900492HH	Horsehair*	1/2"	6 x 9	3-1/2" x 2-1/4"	3-1/4" x 2"

* Wood handle

Fine-Filament Wood Block Brushes

Small, easy-to-grip hardwood block brushes, traditionally used by professional printers and graphic artists. It is also very effective for safely cleaning, polishing and deburring easily scratched surfaces.



Part #	Fill Material	Trim	Rows	Block (L x W)	Brush Face (L x W)
G1308	.005 Brass/Horsehair*	3/4"	10 x 16	4-1/4" x 2-1/2"	3-7/8" x 2-1/4"
G1308B	.005 Brass	3/4"	10 x 16	4-1/4" x 2-1/2"	3-7/8" x 2-1/4"
G1308B003	.003 Brass	3/4"	10 x 16	4-1/4" x 2-1/2"	3-7/8" x 2-1/4"
◆ G1308HH	Horsehair	3/4"	10 x 16	4-1/4" x 2-1/2"	3-7/8" x 2-1/4"
G1308N	.012 Nylon	3/4"	10 x 16	4-1/4" x 2-1/2"	3-7/8" x 2-1/4"
G1308SS	.005 Stainless steel	3/4"	10 x 16	4-1/4" x 2-1/2"	3-7/8" x 2-1/4"
G1308SSHH	.005 Stainless steel/ Horsehair*	3/4"	10 x 16	4-1/4" x 2-1/2"	3-7/8" x 2-1/4"
G1308SS003	.003 Stainless steel	3/4"	10 x 16	4-1/4" x 2-1/2"	3-7/8" x 2-1/4"

* Horsehair border helps contain liquid spray while brushing.

Fine-Filament Plastic Block Brushes

Small, easy-to-grip blue polypropylene block brushes, used to clean in wet application, where chemical cleaners and solvents are required. It is also very effective at safely cleaning, polishing and deburring easily scratched areas.



Part #	Fill Material	Trim	Rows	Block (L x W)	Brush Face (L x W)
G1308BP	.0045 Brass	3/4"	10 x 16	4-1/4" x 2-1/2"	3-7/8" x 2-1/4"
G1308B003P	.003 Brass	3/4"	10 x 16	4-1/4" x 2-1/2"	3-7/8" x 2-1/4"
G1308HHP	Horsehair	3/4"	10 x 16	4-1/4" x 2-1/2"	3-7/8" x 2-1/4"
G1308NP	.012 Black nylon	3/4"	10 x 16	4-1/4" x 2-1/2"	3-7/8" x 2-1/4"
G1308SS003P	.003 Stainless steel	3/4"	10 x 16	4-1/4" x 2-1/2"	3-7/8" x 2-1/4"
G1308SSP	.005 Stainless steel	3/4"	10 x 16	4-1/4" x 2-1/2"	3-7/8" x 2-1/4"

Hand Scrub Block Brushes

Medium sized rectangular hardwood block. Perfect size for scrubbing carpet spots and other small areas.



Part #	Fill Material	Trim	Rows	Block (L x W)	Brush Face (L x W)
◆ 9162CK	Hog bristle	15/16"	8 x 16	4-1/2" x 1-3/4"	4-1/4" x 1-1/2"
◆ 9162HH	Horsehair	15/16"	8 x 16	4-1/2" x 1-3/4"	4-1/4" x 1-1/2"
9162N	.012 Nylon	15/16"	8 x 16	4-1/2" x 1-3/4"	4-1/4" x 1-1/2"

Large Block Brushes

Large industrial brushes with hardwood handles, densely filled. The shorter 1/4" trim length is stiffer, for tougher scrubbing ability. The metal filled brushes are very effective at cleaning and deburring metal parts, as well as removing residue, metal filings, paint and coatings.




Part #	Fill Material	Trim	Rows	Block (L x W)	Brush Face (L x W)
426B	.012 Brass	1-3/4"	6 x 19	7-1/8" x 2-1/4"	6-1/2" x 1-3/4"
◆ 426CK	Hog bristle	3/4"	6 x 19	7-1/8" x 2-1/4"	6-5/8" x 1-7/8"
◆ 426CK-ST	Hog bristle	1/4"	6 x 19	7-1/8" x 2-1/4"	6-5/8" x 1-7/8"
426CS	.014 Carbon steel	1-3/4"	6 x 19	7-1/8" x 2-1/4"	6-1/2" x 1-3/4"
◆ 426HH	Horsehair	3/4"	6 x 19	7-1/8" x 2-1/4"	6-5/8" x 1-7/8"
◆ 426HH-ST	Horsehair	1/4"	6 x 19	7-1/8" x 2-1/4"	6-5/8" x 1-7/8"
426PB	.012 Phosphor bronze	1-3/4"	6 x 19	7-1/8" x 2-1/4"	6-1/2" x 1-3/4"
426SS	.012 Stainless steel	1-3/4"	6 x 19	7-1/8" x 2-1/4"	6-5/8" x 1-7/8"

◆ Anti-Static ▲ Static Dissipative ● Conductive

Long Block Brushes (Lag Brushes)

Staple set brushes available in a variety of lengths for scrubbing, washing, leveling, cushioning, etc.

Part #	Fill Material	Trim	Rows	Block (L x W)	Brush Face (L x W)
220-21	.018 Crimped polypropylene	3/4"	1 x 36	23" x 1"	22-1/2" x 1/4"
220-9	.018 Crimped polypropylene	3/4	1 x 47	30" x 1"	29-1/2" x 1/4"
220-6	.018 Crimped polypropylene	3/4"	1 x 56	36" x 1"	35-1/2" x 1/4"
220-5	.018 Crimped polypropylene	3/4"	1 x 76	48" x 1"	47-1/2" x 1/4"
220-2	.018 Crimped polypropylene	3/4"	1 x 95	60" x 1"	59-1/2" x 1/4"
220-4	.018 Crimped polypropylene	3/4"	1 x 101	64" x 1"	63-1/2" x 1/4"



Small Upright Brushes

Two different styles that work well for getting into areas that are tight or at an unusual angle. WA12 style is also known as a keyboard brush. The brush part on the WB10 series is angled at 30°.

Part #	Fill Material	Trim	Rows	Handle (L x W)	Brush Face (L x W)
WA12B	.006 Brass	1/2"	2 x 6	4-15/16" x 1-1/16"	7/8" x 3/8"
◆ WA12CK	Hog bristle	1/2"	2 x 6	4-15/16" x 1-1/16"	7/8" x 3/8"
◆ WA12HH	Horsehair	1/2"	2 x 6	4-15/16" x 1-1/16"	7/8" x 3/8"
◆ WA12HH-1	Horsehair	1"	2 x 6	4-15/16" x 1-1/16"	1" x 1/2"
WA12N	.012 Nylon	1/2"	2 x 6	4-15/16" x 1-1/16"	7/8" x 5/16"
WA12P	.016 PEEK	3/4"	2 x 6	4-15/16" x 1-1/16"	7/8" x 3/8"
WA12SS	.006 Stainless steel	1/2"	2 x 6	4-15/16" x 1-1/16"	7/8" x 5/16"
▲ WA12S9	.010 S.D. Nylon*	1/2"	2 x 6	4-15/16" x 1-1/16"	7/8" x 5/16"
◆ WB10CK	Hog bristle	1/2"	2 x 5	4-15/16" x 1-1/16"	7/8" x 3/8"
◆ WB10HH	Horsehair	1/2"	2 x 5	4-15/16" x 1-1/16"	1" x 3/8"
WB10CN	.020 Conductive Nylon	1/2"	2 x 5	4-15/16" x 1-1/16"	1" x 3/8"
WB10N	.012 Nylon	1/2"	2 x 5	4-15/16" x 1-1/16"	7/8" x 11/32"

* Static Dissipative Nylon (see page 2 for description)



Large Upright Brushes

Two longer, narrow shapes made with an upright hardwood handle, for dusting or cleaning. Also great for cleaning hard-to-reach areas.

Part #	Fill Material	Trim	Rows	Handle (L x W)	Brush Face (L x W)
◆ WA24CK	Hog bristle	1/2"	2 x 12	5-5/8" x 2"	1-3/4" x 11/32"
◆ WA24HH	Horsehair	1/2"	2 x 12	5-5/8" x 2"	1-3/4" x 3/8"
◆ WA68CK	Hog bristle	1"	3 x 22	5-5/8" x 6"	5-3/4" x 1/2"
◆ WA68HH	Horsehair	1"	3 x 22	5-5/8" x 6"	5-3/4" x 5/8"



Thunderon® Dusters/Static Dissipative Nylon Brushes

Thunderon® is a fine (very soft), conductive acrylic material specially made to clean or dust in areas that are sensitive to static electricity. It will dissipate a charge on any electrically charged surface. Thunderon® mixed with goat hair is slightly stiffer. Static dissipative Nylon (S.D. Nylon) is an anti-static material used for light scrubbing applications near sensitive electronic circuitry or in potentially explosive environments. Black plastic handle is conductive, 3/8" thick.

Part #	Fill Material	Trim	Rows	Handle (L x W)	Brush Face (L x W)
▲ 900437ESD-010	.010 S.D. Nylon* (medium)	3/4"	1 x 22	4" x 1-1/4"	3-1/2" x 3/8"
▲ 900437ESD-016	.016 S.D. Nylon* (stiff)	3/4"	1 x 22	4" x 1-1/4"	3-1/2" x 3/8"
● 900437	Thunderon®/Goat	1-1/4"	1 x 22	4" x 1-1/4"	3-1/2" x 3/8"
● 900437T	Thunderon®	1-1/4"	1 x 22	4" x 1-1/4"	3-1/2" x 3/8"
▲ 900183ESD-010	.010 S.D. Nylon* (medium)	3/4"	1 x 29	9-3/4" x 7/8"	5-1/8" x 3/8"
▲ 900183ESD-016	.016 S.D. Nylon* (stiff)	3/4"	1 x 29	9-3/4" x 7/8"	5-1/8" x 3/8"
● 900183	Thunderon®/Goat	1-1/4"	1 x 29	9-3/4" x 7/8"	5-1/8" x 3/8"
● 900183T	Thunderon®	1-1/4"	1 x 29	9-3/4" x 7/8"	5-1/8" x 3/8"
● 900183L	Thunderon®/Goat	1-1/4"	1 x 54	16-3/4" x 7/8"	11" x 3/8"
● 900183TL	Thunderon®	1-1/4"	1 x 54	16-3/4" x 7/8"	11" x 3/8"

* Static Dissipative Nylon (see page 2 for description)



Orange Stick Brushes

Orange stick handle is chiseled on one end for small debris removal. Natural fill material includes soft goat hair, medium horsehair and stiff hog bristle. A great tool to clean or lightly scrape tiny areas.

Part #	Fill Material	Trim	Handle (L x D)	Brush Face Diameter
◆ WA7CK	Hog bristle	1/2"	7" x 3/16"	1/4"
◆ WA7G	Goat hair	1/2"	7" x 3/16"	1/4"
◆ WA7HH	Horsehair	1/2"	7" x 3/16"	1/4"



◆ Anti-Static ▲ Static Dissipative ● Conductive



Plastic Handle Scrub Brushes

Multi-purpose scrub brush with a raised molded handle provides an excellent grip, while keeping hands away from cleaning solutions. High-quality nylon bristles are durable, resistant to alkalis and most solvents and heat tolerant to 230°F. Handle color may vary.

Part #	Fill Material	Trim	Rows	Brush Face (L x W)
906505	.022 Black nylon	1"	6 x 16	6" x 2-1/2"
Economy version for light to medium scrubbing:				
905505	.013 Crimped polypropylene	1"	7 x 13	6" x 2-1/2"



Wood Handle Counter Dusters

Fill material is staple-set into a lacquered or sanded hardwood handle.

Part #	Fill Material	Trim	Rows	Handle Length	Brush Face (L x W)
Soft for fine dusting:					
◆ CDHH	Horsehair	2-1/4"	5 x 15	13-1/2"	9-1/4" x 2-3/4"
CDFP	Flagged polystyrene	2-1/2"	5 x 15	13-1/2"	9" x 2-3/8"
Medium for general all-purpose cleaning:					
CDT	Black tampico	2-1/4"	5 x 15	14-1/4"	10" x 2-1/2"
7277	White tampico	2-1/4"	5 x 15	12-3/4"	9-1/2" x 2"

Heavy duty mill duster: designed with no side flare and a heavily filled front end for aggressive dusting. Very popular for cleaning metal chips in machine shops:

CDHD	Brown polypropylene	1-3/4"	5 x 16	13"	8" x 1-3/4"
------	---------------------	--------	--------	-----	-------------



Wood Handle Drafter's Brush

Drafter's brush for removal of eraser debris and broken lead from drafting table:

Part #	Fill Material	Trim	Rows	Handle Length	Brush Face (L x W)
◆ 904547	Horsehair	2"	1 x 17	10"	6" x 1/2"

Plastic Handle Counter Dusters

Manufactured with structural foam polypropylene brush blocks.

Part #	Fill Material	Trim	Rows	Handle Length	Brush Face (L x W)
Soft for fine dusting:					
M550030	Horsehair	2-1/4"	5 x 15	13-1/2"	9-1/4" x 2-3/4"
M550090	Flagged styrene	2-1/4"	5 x 15	13-1/4"	9-1/4" x 3"
Medium for general all-purpose cleaning:					
M550080	Black polypropylene	2-1/4"	5 x 15	13-1/4"	9-1/4" x 3"
M550021	Blue polypropylene	2-1/4"	5 x 15	13-1/4"	9-1/4" x 3"
M550081	White polypropylene	2-1/4"	5 x 15	13-1/4"	9-1/4" x 3"
M550082	Red polypropylene	2-1/4"	5 x 15	13-1/4"	9-1/4" x 3"
M550083	Green polypropylene	2-1/4"	5 x 15	13-1/4"	9-1/4" x 3"
M550084	Yellow polypropylene	2-1/4"	5 x 15	13-1/4"	9-1/4" x 3"

T-Slot Brush

Easy-grip angled handle with a T-shaped scraper. An excellent tool for cleaning chips and dirt out of T-slots on machine tables. Polypropylene fill material will not absorb cutting fluids.

Part #	Fill Material	Trim	Rows	Handle (L x W)	Brush Face (L x W)
433PSC	.020 Polypropylene	2"	3 x 11	8-7/8" x 7/8"	5-1/2" x 7/8"

Long Handle Dusting (Radiator) Brush

A long, narrow hardwood handle, filled with one row of tampico, has a flared tip to easily clean small crevices.

Part #	Fill Material	Trim	Rows	Handle (L x W)	Brush Face (L x W)
900622	Tampico	2"	1 x 30	24" x 3/8"	9-3/4" x 1/4"

◆ Anti-Static ▲ Static Dissipative ● Conductive

Instrument Cleaning Brushes

Designed for cleaning small areas, including instruments and pinpoint cleaning. Small tight head is mechanically clamped into a stainless steel tube and inserted into an acetal or static dissipative acetal handle.

Part #	Fill Material	Trim	Handle (L x D)	Overall Length	Brush Face (W)
906500CK	Hog bristle	3/16"	4" x 1/4"	5-3/4"	1/8"
906502CK	Hog bristle	3/16"	4" x 1/4"	Angled 5-1/2"	1/8"
906500HH	Horsehair	3/16"	4" x 1/4"	5-3/4"	1/8"
906502HH	Horsehair	3/16"	4" x 1/4"	Angled 5-1/2"	1/8"
906500	.003 Nylon	3/16"	4" x 1/4"	5-3/4"	1/8"
906503	.003 Nylon	3/16"	4" x 1/4"	Angled 5-1/2"	1/8"
▲ 906500SDX	.003 S.D. Nylon*	3/16"	4" x 1/4"	5-3/4"	1/8"
▲ 906503SDX	.003 S.D. Nylon*	3/16"	4" x 1/4"	Angled 5-1/2"	1/8"
906501	.003 Stainless steel	3/16"	4" x 1/4"	5-3/4"	1/8"
906502	.003 Stainless steel	3/16"	4" x 1/4"	Angled 5-1/2"	1/8"
▲ 906500S9X	.010 S.D. Nylon*	3/16"	4" x 1/4"	5-3/4"	1/8"
▲ 906503S9X	.010 S.D. Nylon*	3/16"	4" x 1/4"	Angled 5-1/2"	1/8"

* Static Dissipative Acetal Handle and Static Dissipative Nylon



Acid Brushes — Rolled Tin Handle

Disposable brushes for applying acid, glue, lubrication or coatings. Very popular when onetime usage is necessary.

Part #	Fill Material	Trim	Handle (L x W x D)	Brush Face (W)
◆ 900431	#00 Horsehair	1/2"	2-3/4" x 1/4" x 3/16"	5/16"
◆ AB4	#1 Horsehair	3/4"	5-1/4" x 3/8" x 1/4"	1/2"
AB4N	#1 Nylon	3/4"	5-1/4" x 3/8" x 1/4"	1/2"
◆ AB5	#2 Horsehair	13/16"	5-1/4" x 1/2" x 5/16"	1/2"
AB5N	#2 Nylon	13/16"	5-1/4" x 1/2" x 5/16"	1/2"
◆ AB8	#3 Horsehair	7/8"	5-1/4" x 9/16" x 3/8"	5/8"



Dome Dusters

Made with soft goat hair. Excellent for delicately removing dust and dirt without scratching delicate surfaces. Works well for lens cleaning.

Part #	Fill Material	Trim	Overall Length	Diameter	Size
◆ 0662-00050	Goat hair	1-1/8"	7-7/8"	3/4"	1/2"
◆ 0662-00075	Goat hair	1-3/8"	9-1/4"	1"	3/4"
◆ 0662-01000	Goat hair	1-1/2"	9-3/4"	1-1/2"	1"



Large Applicator (Dope) Brush

Wood handle with black horsehair fill material, firmly held by a metal ferrule. Inexpensive and commonly used for pipe dope, but also recommended for gluing, pasting, soldering and as a large acid brush.

Part #	Fill Material	Trim	Handle (L x D)	Brush Face (W)
◆ DB7	Horsehair	1-1/8"	7" x 1/2" (3/4" at crimp)	7/8"



Oval Sash Brushes

Oval shape works well for dusting and removing debris. Large plastic tapered handle has a metal ferrule.

Part #	Fill Material	Trim	Overall Length	Size	Brush Face (W)
900046	Hog bristle	1-7/8"	9-1/2" x 3/4"	4	1-1/8"
900162	Hog bristle	2"	10-1/8" x 7/8"	6	1-1/4"
900744	Hog bristle	2"	10-1/2" x 1"	8	1-1/8"




Parts Cleaning Brushes

Standard parts cleaning brushes that work well for removing grease, oil and solvents from metal parts. Plastic tapered handle with metal ferrule.

Part #	Fill Material	Trim	Handle (L x D)	Brush Face Dia.
159999	.018 Crimped polypropylene	2-3/4"	7-3/4" x 1-1/16"	1-1/2"
159999CK	Hog bristle	2-1/4"	7-3/4" x 1-1/16"	1-1/2"
159999T	Tampico	3-1/4"	7-3/4" x 1-1/16"	1-1/2"



◆ Anti-Static ▲ Static Dissipative ● Conductive



Applicator Brushes — Plastic Handle

Pencil-shaped applicator brush with either an acetal or static dissipative acetal handle. The NAD and S9X series are epoxy set with a high temperature adhesive that is autoclavable.

Part #	Fill Material	Trim	Handle (L x D)	Brush Face Diameter
187NP	.008 Nylon	3/8"	4-1/2" x 3/16"	3/16"
250NP	.008 Nylon	1/2"	4-1/2" x 1/4"	1/4"
375NP	.008 Nylon	3/4"	4-1/2" x 3/8"	3/8"
499NP	.008 Nylon	1"	4-1/2" x 1/2"	1/2"

Designed with high temperature adhesive that is autoclavable:

187NAD	.008 Nylon	3/8"	4-1/2" x 3/16"	3/16"
250NAD	.008 Nylon	1/2"	4-1/2" x 1/4"	1/4"
375NAD	.008 Nylon	3/4"	4-1/2" x 3/8"	3/8"
499NAD	.008 Nylon	1"	4-1/2" x 1/2"	1/2"
▲ 187S9X	.010 S.D. Nylon*	3/8"	4-1/2" x 3/16"	3/16"
▲ 250S9X	.010 S.D. Nylon*	1/2"	4-1/2" x 1/4"	1/4"
▲ 375S9X	.010 S.D. Nylon*	3/4"	4-1/2" x 3/8"	3/8"
▲ 499S9X	.010 S.D. Nylon*	1"	4-1/2" x 1/2"	1/2"

* Static Dissipative Acetal Handle and .010 Static Dissipative Nylon



Applicator Brushes — Zinc-Plated Steel Handle

An inexpensive utility duster/cleaner that is an excellent replacement for disposable acid brushes that quickly shed fibers. Zinc plated steel handle holds the fibers in place with 5 tons of mechanical clamping and without any adhesives that could leach out and contaminate surface areas.

Part #	Fill Material	Trim	Handle (L x D)	Brush Face (W)
◆ 1CK	Hog bristle	3/4"	4-1/2" x 3/8"	5/8"
◆ 1HH	Horsehair	3/4"	4-1/2" x 3/8"	5/8"
1N	.010 Nylon	1"	4-1/2" x 3/8"	5/8"
▲ 1S9	.010 S.D. Nylon*	1"	4-1/2" x 3/8"	5/8"

* .010 Static Dissipative Nylon

Applicator Brushes — Aluminum Handle

Non-magnetic, lightweight aluminum handle. Constructed with strong mechanical clamping for maximum fiber retention, and contains no adhesives that can leach out and contaminate surface areas.

Part #	Fill Material	Trim	Handle (L x D)	Brush Face (W)
◆ AL251HH	Horsehair	1/2"	4" x 1/4"	1/2"
AL251N	.008 Nylon	1/2"	4" x 1/4"	1/2"
AL437N	.018 Nylon	1"	5" x 7/16"	3/8"

Applicator Brushes — Brass Handle

Various size brass tube applicator brushes to suit the demands your working environment dictates. All have strong mechanical fiber clamping for maximum fiber retention.

Part #	Fill Material	Trim	Handle (L x D)	Brush Face (W)
● BT201B	.003 Brass	1/8"	3-1/2" x 1/8"	3/16"
● BT202B	.003 Brass	3/8"	3-1/2" x 1/8"	3/16"
◆ BT202G	Goat hair	3/8"	3-1/2" x 1/8"	3/16"
◆ BT203G	Goat hair	1/2"	3-1/2" x 1/8"	1/4"
◆ BT201HH	Horsehair	1/8"	3-1/2" x 1/8"	3/16"
◆ BT204HH	Horsehair	11/16"	4" x 1/4"	7/16"
◆ BT146HH	Horsehair	3/4"	4" x 7/16"	3/4"
BT201N	.003 Nylon	1/8"	3-1/2" x 1/8"	3/16"
BT202N	.003 Nylon	3/8"	3-1/2" x 1/8"	3/16"
BT203N	.003 Nylon	1/2"	3-1/2" x 1/8"	1/4"
BT204N	.003 Nylon	11/16"	4" x 1/4"	7/16"
BT706N	.008 Nylon	1/2"	4" x 1/4"	3/8"
BT146N	.006 Nylon	3/4"	4" x 7/16"	3/4"
● BT406SS	.003 Stainless steel	5/16"	3-1/2" x 1/8"	1/8"
● BT407SS	.004 Stainless steel	3/8"	3-1/2" x 1/8"	1/8"
● BT606SS	.006 Stainless steel	3/8"	4" x 3/16"	3/16"
● BT706SS	.006 Stainless steel	1/2"	4" x 1/4"	1/4"

◆ Anti-Static ▲ Static Dissipative ● Conductive

Applicator Brushes — Double-Ended

Two sizes, one side has a short flat end, and the other end has an extra-stiff chiseled trim. Part #1005 series has a stainless steel handle. Part #1010 series has zinc plated handle. A great alternative to hand-trimming acid brushes. * *Static Dissipative Nylon*

Part #	Fill Material	Trim	Handle (L x D)	Brush Face (W)
◆ 1005CK	Hog bristle	1/4" Tapered, 1/2" Flat	4-1/2" x 3/16"	1/4" Flat
◆ 1005HH	Horsehair	1/4" Tapered, 1/2" Flat	4-1/2" x 3/16"	1/4" Flat
▲ 1005SD	.016 S.D. Nylon*	1/4" Tapered, 1/2" Flat	4-1/2" x 3/16"	1/4" Flat
▲ 1005S9	.010 S.D. Nylon*	1/4" Tapered, 1/2" Flat	4-1/2" x 3/16"	1/4" Flat
◆ 1010CK	Hog bristle	3/16" Tapered, 1/4" Flat	4-1/2" x 3/8"	1/2" Flat
◆ 1010CK-1/2	Hog bristle	1/2" Tapered, 1/2" Flat	4-1/2" x 3/8"	1/2" Flat
◆ 1010HH	Horsehair	3/16" Tapered, 1/4" Flat	4-1/2" x 3/8"	1/2" Flat
◆ 1010HH-1/2	Horsehair	1/2" Tapered, 1/2" Flat	4-1/2" x 3/8"	1/2" Flat
1010N	.010 Nylon	3/16" Tapered, 1/4" Flat	4-1/2" x 3/8"	1/2" Flat
1010SB	.003 Brass/Sponge	1/2"	4-1/2" x 3/8"	7/16"
▲ 1010SD	.016 S.D. Nylon*	3/16" Tapered, 1/4" Flat	4-1/2" x 3/8"	1/2" Flat
▲ 1010S9	.010 S.D. Nylon*	3/16" Tapered, 1/4" Flat	4-1/2" x 3/8"	1/2" Flat

Applicator Brushes — Stainless Steel Handle

Stainless steel handle for excellent chemical resistance. Manufactured using strong mechanical fiber clamping for maximum fiber retention.

Part #	Fill Material	Trim	Max Use	Handle (L x D)	Brush Face (W)
● SST2B	.003 Brass	1/8"	500° F	3-1/2" x 1/8"	3/16"
● SST6B	.003 Brass	5/16"	500° F	4-1/2" x 3/16"	5/16"
● SST10B	.003 Brass	1/2"	500° F	4-3/4" x 5/16"	7/16"
● SST12B	.003 Brass	1/2"	500° F	6" x 3/8"	1/2"
◆ SST2G	Goat hair	1/8"	300° F	3-1/2" x 1/8"	3/16"
◆ SST6G	Goat hair	5/16"	300° F	4-1/2" x 3/16"	5/16"
◆ SST10G	Goat hair	3/8"	300° F	4-3/4" x 5/16"	1/2"
◆ SST12G	Goat hair	3/4"	300° F	6" x 3/8"	1/2"
◆ SST2CK	Hog bristle	1/8"	380° F	3-1/2" x 1/8"	3/16"
◆ SST6CK	Hog bristle	5/16"	380° F	4-1/2" x 3/16"	5/16"
◆ SST10CK	Hog bristle	3/8"	380° F	4-3/4" x 5/16"	3/8"
◆ SST12CK	Hog bristle	3/4"	380° F	6" x 3/8"	1/2"
◆ SST2HH	Horsehair	1/8"	370° F	3-1/2" x 1/8"	3/16"
◆ SST6HH	Horsehair	5/16"	370° F	4-1/2" x 3/16"	5/16"
◆ SST7HH	Horsehair	3/8"	370° F	3-1/2" x 3/16"	5/16"
◆ SST10HH	Horsehair	3/8"	370° F	4-3/4" x 5/16"	1/2"
◆ SST12HH	Horsehair	3/4"	370° F	6" x 3/8"	1/2"
SST2N	.003 Nylon	1/8"	250° F	3-1/2" x 1/8"	3/16"
SST6N	.008 Nylon	5/16"	250° F	4-1/2" x 3/16"	5/16"
SST7N	.008 Nylon	3/8"	250° F	3-1/2" x 3/16"	5/16"
SST10N	.008 Nylon	3/8"	250° F	4-3/4" x 5/16"	1/2"
SST12N	.008 Nylon	3/4"	250° F	6" x 3/8"	1/2"
SST2P	.006 PEEK	1/8"	480° F	3-1/2" x 1/8"	3/16"
SST6P	.006 PEEK	5/16"	480° F	4-1/2" x 3/16"	5/16"
SST10P	.006 PEEK	3/8"	480° F	4-3/4" x 5/16"	1/2"
SST12P	.006 PEEK	3/4"	480° F	6" x 3/8"	1/2"
SST2PP	.003 Polypropylene	1/8"	225° F	3-1/2" x 1/8"	3/16"
SST6PP	.008 Polypropylene	5/16"	225° F	4-1/2" x 3/16"	5/16"
SST10PP	.008 Polypropylene	3/8"	225° F	4-3/4" x 5/16"	1/2"
SST12PP	.008 Polypropylene	3/4"	225° F	6" x 3/8"	1/2"
● SST2SS	.003 Stainless steel	1/8"	900° F	3-1/2" x 1/8"	3/16"
● SST6SS	.003 Stainless steel	5/16"	900° F	4-1/2" x 3/16"	5/16"
● SST10SS	.003 Stainless steel	1/2"	900° F	4-3/4" x 5/16"	5/16"
● SST12SS	.003 Stainless steel	1/2"	900° F	6" x 3/8"	1/2"
● 146644	.006 Stainless steel	5/8"	900° F	5-3/8" x 3/8"	3/8"
▲ SST2S9	.010 S.D. Nylon*	1/8"	225° F	3-1/2" x 1/8"	3/16"
▲ SST6S9	.010 S.D. Nylon*	5/16"	225° F	4-1/2" x 3/16"	5/16"
▲ SST10S9	.010 S.D. Nylon*	3/8"	225° F	4-3/4" x 5/16"	1/2"
▲ SST12S9	.010 S.D. Nylon*	3/4"	225° F	6" x 3/8"	1/2"
SST6TEF	.011 PTFE	1/2"	400° F	4-1/2" x 3/16"	5/16"
SST10TEF	.011 PTFE	1/2"	400° F	4-3/4" x 5/16"	1/2"
SST12TEF	.011 PTFE	3/4"	400° F	6" x 3/8"	3/4"
● SST2T	Thunderon®	1/8"	3-1/2" x 1/8"	3/16"	
● SST6T	Thunderon®	5/16"	4-1/2" x 3/16"	5/16"	
● SST10T	Thunderon®	3/8"	4-3/4" x 5/16"	1/2"	
● SST12T	Thunderon®	3/4"	6" x 3/8"	3/4"	

* .010 Static Dissipative Nylon

◆ Anti-Static ▲ Static Dissipative ● Conductive



Fitch Black Bristle Brushes

Black bristle brushes with an angular fitch shape, halfway between a round and a flat. Long natural wood handle allows a good working distance.

Part #	Trim	Size	Overall Length	Brush Face (W)
◆ 0987-00025	7/8"	1/4"	11-1/2"	3/8"
◆ 0987-00037	1"	3/8"	11-1/2"	3/8"
◆ 0987-00050	1-1/8"	1/2"	12-3/8"	5/8"
◆ 0987-00062	1-1/2"	5/8"	12-3/8"	3/4"
◆ 0987-00075	1-1/2"	3/4"	12-1/2"	1"
◆ 0987-01000	1-1/2"	1"	12-1/2"	1"
◆ 0987-01050	2"	1-1/2"	12-1/2"	1-3/4"

Black Bristle Marking Brushes

Fine-quality, black bristle marking brushes with wood handles for general marking or touch-up.

Part #	Trim	Size	Overall Length	Diameter
◆ 6206-01000	5/8"	1	11-1/4"	.160"
◆ 6206-02000	3/4"	2	11-1/4"	.188"
◆ 6206-03000	7/8"	3	11-3/4"	.201"
◆ 6206-04000	1"	4	11-3/4"	.231"
◆ 6206-05000	1"	5	12-1/4"	.245"
◆ 6206-06000	1-1/8"	6	12-1/4"	.285"

Round White Bristle Brushes

Round white bristle brushes with long lacquered wood handles and seamless nickel-plated ferrules.

Part #	Trim	Size	Overall Length	Diameter
◆ 0316-02000	3/4"	2	11-1/2"	.177"
◆ 0316-04000	7/8"	4	12-1/4"	.217"
◆ 0316-06000	1"	6	12-3/8"	.310"
◆ 0316-08000	1-1/4"	8	12-1/2"	.394"
◆ 0316-10000	1-1/2"	10	13-1/2"	.433"
◆ 0316-12000	1-3/4"	12	13-1/2"	.551"

White Taklon Round Brushes

White taklon brushes are recognized for their versatility and durability. Round shaped head, nickel plated ferrule and a lacquered handle.

Part #	Trim	Size	Overall Length	Diameter
0036-00300	1/4"	3/0	7"	.065"
0036-00200	1/4"	2/0	7"	.069"
0036-00200P	1/4"	2/0	7"	.069"
0036-00000	5/16"	0	7"	.081"
0036-00000P	5/16"	0	7"	.081"
0036-01000	3/8"	1	7"	.088"
0036-02000	7/16"	2	7"	.102"
0036-04000	1/2"	4	7-1/2"	.137"
0036-06000	5/8"	6	7-1/2"	.150"
0036-08000	3/4"	8	7-3/4"	.220"
0036-10000	3/4"	10	7-3/4"	.238"

White Taklon Flat Brushes

Durable flat brushes made with the finest white taklon, a nickel-plated ferrule and a lacquered handle.

Part #	Trim	Size	Overall Length	Brush Face (W)
0037-02000	.275"	2	7"	1/8"
0037-04000	.354"	4	7"	3/16"
0037-06000	.492"	6	7-1/2"	1/4"
0037-08000	.629"	8	7-3/4"	5/16"
0037-10000	.669"	10	8"	3/8"

Pony Hair Round Brushes

Inexpensive disposable pony hair brush with a black plastic handle.

Part #	Trim	Size	Overall Length	Diameter
◆ 6021-01000	3/8"	1	7"	.078"
◆ 6021-02000	3/8"	2	7"	.094"
◆ 6021-03000	1/2"	3	7"	.125"
◆ 6021-05000	9/16"	5	7"	.166"
◆ 6021-06000	5/8"	6	7"	.177"

Camel Hair Round Brushes

Great wood handle detail brush that is terrific for painting, adhesive applications and general touch-up work. Wide variety of sizes available.

Part #	Trim	Size	Overall Length	Diameter
◆ 6020-01000	3/8"	1	7"	.078"
◆ 6020-02000	3/8"	2	7"	.094"
◆ 6020-03000	7/16"	3	7"	.125"
◆ 6020-04000	1/2"	4	7-3/8"	.158"
◆ 6020-05000	9/16"	5	7-3/8"	.166"
◆ 6020-06000	5/8"	6	7-3/8"	.177"
◆ 6020-07000	3/4"	7	7-3/8"	.186"
◆ 6020-08000	7/8"	8	7-3/8"	.197"
◆ 6020-09000	7/8"	9	7-5/8"	.215"
◆ 6020-10000	1"	10	8-1/4"	.236"
◆ 6020-11000	1"	11	8-1/4"	.240"
◆ 6020-12000	1"	12	8-1/4"	.260"

Camel Hair Flat Brushes


Camel hair flat brush with a natural wood handle. Works well for dusting parts and applying paint, adhesives and a wide variety of touch-up work.

Part #	Trim	Size	Overall Length	Brush Face (W)
◆ 0790-00012	1/4"	1/8"	6-5/8"	1/4"
◆ 0790-00025	7/16"	1/4"	6-5/8"	5/16"
◆ 0790-00037	1/2"	3/8"	7"	3/8"
◆ 0790-00050	5/8"	1/2"	7-3/8"	1/2"
◆ 0790-00062	3/4"	5/8"	7-1/2"	5/8"
◆ 0790-00075	1"	3/4"	7-1/2"	7/8"
◆ 0790-01000	1-1/4"	1"	7-3/4"	1-1/8"
◆ 0790-01050	1-3/8"	1-1/2"	8"	1-3/4"

Gold Taklon Round Brushes

The perfect round brush, great for sign painting, striping and detailing work, with a full body and a fine tip. Lacquered wood handle with a seamless ferrule.

Part #	Trim	Size	Overall Length	Diameter
0865-00100	1/2"	10/0	7-1/8"	.025"
0865-00300	21/32"	3/0	7-3/8"	.048"
0865-01000	7/8"	1	7-7/16"	.065"
0865-02000	15/16"	2	7-7/16"	.065"
0865-03000	1-1/16"	3	7-3/4"	.075"
0865-04000	1-3/32"	4	8-1/8"	.075"
0865-06000	1-5/32"	6	8-3/8"	.135"



◆ Anti-Static ▲ Static Dissipative ● Conductive

Red Sable Round Brushes

Round Red Sable brush is more economical than pure red sable and can be used for similar applications.



Part #	Trim	Size	Overall Length	Diameter
◆ 0770-00300	.236"	3/0	7"	.067"
◆ 0770-00000	.295"	0	7"	.070"
◆ 0770-01000	.354"	1	7"	.077"
◆ 0770-02000	.433"	2	7"	.079"
◆ 0770-03000	.511"	3	7-3/8"	.098"
◆ 0770-04000	.532"	4	7-3/8"	.104"
◆ 0770-06000	.625"	6	7-3/8"	.162"
◆ 0770-08000	.794"	8	7-3/8"	.198"
◆ 0770-10000	.860"	10	8"	.230"

Red Sable Flat Brushes

Traditional flat brush for applying paints and other liquids to a flat, wide area. Also good for general cleaning. Made with red sable.



Part #	Trim	Size	Overall Length	Brush Face (W)
◆ 0611-02000	1/4"	2	7"	1/8"
◆ 0611-04000	3/8"	4	7"	3/16"
◆ 0611-06000	7/16"	6	7-1/4"	1/4"
◆ 0611-08000	7/16"	8	7-1/2"	3/8"
◆ 0611-10000	1/2"	10	7-1/2"	7/16"
◆ 0611-12000	9/16"	12	7-5/8"	5/8"

Pure Red Sable Fine Detail Brushes

Round-shaped brush head in small sizes, excellent for applying paint, epoxy, glue, or other liquids to tiny, hard-to-reach areas. Also great for cleaning detailed parts. Made with pure red sable hair.



Part #	Trim	Size	Overall Length	Diameter
◆ 6999-00100	.013"	10/0	6-3/4"	.039"
◆ 6999-00800	.275"	8/0	6-3/4"	.078"
◆ 6999-00600	.196"	6/0	6-3/4"	.074"
◆ 6999-00400	.234"	4/0	6-3/4"	.076"
◆ 6999-00200	.275"	2/0	6-3/4"	.078"

Pure Red Sable Round Brushes

Traditional round brush made out of pure red sable hair, which is softer than camel hair, pony hair and bristle. Ideal for applying oils, acrylics and less caustic solutions. Great for applications where detail is important when working on a larger surface area.




Part #	Trim	Size	Overall Length	Diameter
◆ 0906-00200	.236"	2/0	7"	.068"
◆ 0906-00300	.236"	3/0	7"	.067"
◆ 0906-00400	.236"	4/0	7"	.065"
◆ 0906-00000	.295"	0	7"	.070"
◆ 0906-01000	.345"	1	7"	.077"
◆ 0906-02000	.433"	2	7"	.079"
◆ 0906-03000	.511"	3	7-3/8"	.098"
◆ 0906-04000	.532"	4	7-3/8"	.104"
◆ 0906-05000	.590"	5	7-3/8"	.136"
◆ 0906-06000	.625"	6	7-3/8"	.162"
◆ 0906-07000	.748"	7	7-3/8"	.184"
◆ 0906-08000	.794"	8	7-1/2"	.198"
◆ 0906-10000	.860"	10	8"	.230"
◆ 0906-12000	1"	12	8"	.265"

◆ Anti-Static ▲ Static Dissipative ● Conductive

Chemical-Resistant Pure Red Sable Round Brushes

Pure red sable hair, ideal for applying conformal coatings. This brush is made to endure harsh chemicals, including toluene, without deterioration. Unvarnished hardwood handle, so chemicals will not cause paint to peel or flake.

Part #	Trim	Size	Overall Length	Diameter
◆ 0907-00300	.236"	3/0	7"	.067"
◆ 0907-00000	.295"	0	7"	.070"
◆ 0907-01000	.345"	1	7"	.077"
◆ 0907-02000	.433"	2	7"	.079"
◆ 0907-03000	.511"	3	7-3/8"	.098"
◆ 0907-04000	.532"	4	7-3/8"	.104"
◆ 0907-05000	.590"	5	7-3/8"	.136"
◆ 0907-06000	.625"	6	7-3/8"	.162"
◆ 0907-08000	.794"	8	7-1/2"	.198"



Chemical-Resistant Ox Hair Flat Brushes

Long ox hair stroke brush is made to withstand harsh chemicals, including toluene, without deterioration. Use in a variety of applications where flat, even application is needed. Ideal for applying conformal coatings. Unvarnished hardwood handle, so chemicals will not cause paint to peel or flake.

Part #	Trim	Size	Overall Length	Brush Face (W)
◆ 0689-00012	5/8"	1/8"	7-1/2"	1/4"
◆ 0689-00025	3/4"	1/4"	7-1/2"	1/4"
◆ 0689-00037	7/8"	3/8"	7-3/4"	5/8"
◆ 0689-00050	1"	1/2"	7-3/4"	3/4"
◆ 0689-00075	1-3/8"	3/4"	9"	1"
◆ 0689-01000	1-1/2"	1"	9"	1-1/4"




Stencil Brushes

Hog bristle brush for working with inks, stencils and other marking applications. Seamless nickel-plated ferrule in a hardwood handle.

Part #	Trim	Size	Overall Length	Diameter
◆ 1501-02000	1/2"	2	5-1/2"	.236"
◆ 1501-04000	3/4"	4	5-3/4"	.315"
◆ 1501-06000	3/4"	6	5-7/16"	.354"
◆ 1501-08000	7/8"	8	6"	.487"
◆ 1501-10000	1-1/8"	10	6-1/2"	.680"





Flow-Thru Luer Lock Brushes

A stainless steel flow-thru needle with a luer lock base, inserted into a nickel-plated ferrule. Six different brush materials that range from soft to stiff are available with three different needle gauges. Other sizes are available upon request.

Fill Material	Dia.	Trim	Needle Gauge, Inside Diameter, Part #		
			16 (.053)	18 (.038)	22 (.019)
Camel	3/16"	7/16"	FTC-16	FTC-18	FTC-22
Sabeline	3/16"	3/4"	FTSL-16	FTSL-18	FTSL-22
Red sable	3/16"	7/16"	FTRS-16	FTRS-18	FTRS-22
White taklon	5/16"	7/16"	FTWT-16	FTWT-18	FTWT-22
Nylon	3/16"	13/16"	FTN-16	FTN-18	FTN-22
Bristle	3/16"	5/8"	FTHB-16	FTHB-18	FTHB-22

Part # Description

BTL-BEL-1 1 oz. bellows bottle with luer lock insert fits any of the above luer lock brushes.

Small Flow-Thru Parts Wash Brushes

Solvent resistant, micro-sized nylon tubes are mixed with nylon, brass or stainless steel for light, moderate, or aggressive cleaning. Stainless handle easily connects to a standard parts wash hose.

Nylon: For all purpose cleaning. Great for small parts.

Brass: Use to remove light to medium corrosion or dirt from soft metals such as gold, brass, aluminum, etc. Will not damage most metal finishes.

Stainless: Use to remove medium to heavy corrosion from steel, titanium or other hard metal surfaces.

Part #	Fill Material	Trim	Handle (L x D)	Brush Face (W)
PC12N	.018 Nylon	1/2"	4-1/2" x 3/8"	1/2"
PC12B	.010 Brass/.018 Nylon	1/2"	4-1/2" x 3/8"	1/2"
PC12SS	.010 Stainless steel/.018 Nylon	1/2"	4-1/2" x 3/8"	1/2"

Slip-on Flow-Thru Applicator for 1/4" OD Spray Nozzle

Part #	Fill Material	Trim	Handle Size	Housing Diameter	Housing Material	Brush Face
900982	Hog Bristle	1/2"	1-1/2"	0.45	Acetal	Ø9/32"
900982N	.010 Natural Level Nylon	1/2"	1-1/2"	0.45	Acetal	Ø9/32"
▲900982SDN	.010 Yellow Level SDN*	1/2"	1-1/2"	0.45	Acetal	Ø9/32"

*Static Dissipative Nylon

Flow-Thru Lubrication/Applicator Brushes

These high volume flow-thru brushes have an aluminum body and can be used in robotic and non-robotic applications. The bristles are held in place with chemical resistant glue. Use nylon for adhesives, petroleum distillates, and solvents (maximum use temp 250°F). Use polypropylene for water, alcohols and acids (maximum use temp 200°F). Use horsehair to apply paints, lubricants, and sealers (maximum use temp 370°F). Use stainless steel for harsh environments or to simultaneously clean and apply (maximum use temp 500°F).

Part #	Fill Material	Trim	Body Dia.	Body Length	Orifice Size	Thread
LBM-5NY	.010 Black level nylon	1-5/16"	5/8"	1"	.125"	1/8" NPT Male
LBM-5PP	.008 Black level polypropylene	1-5/16"	5/8"	1"	.125"	1/8" NPT Male
◆LBM-5HH	Black horsehair	1-5/16"	5/8"	1"	.125"	1/8" NPT Male
●LBM-5SS	.005 Crimped stainless steel	1-5/16"	5/8"	1"	.125"	1/8" NPT Male
LBM-8NY	.010 Black level nylon	1-5/16"	1"	1"	.125"	1/8" NPT Male
LBM-8PP	.008 Black level polypropylene	1-5/16"	1"	1"	.125"	1/8" NPT Male
◆LBM-8HH	Black horsehair	1-5/16"	1"	1"	.125"	1/8" NPT Male
●LBM-8SS	.005 Crimped stainless steel	1-5/16"	1"	1"	.125"	1/8" NPT Male
LBF-5NY	.010 Black level nylon	1"	5/8"	7/8"	.125"	1/8" NPS Female
LBF-5PP	.008 Black level polypropylene	1"	5/8"	7/8"	.125"	1/8" NPS Female
◆LBF-5HH	Black horsehair	1"	5/8"	7/8"	.125"	1/8" NPS Female
●LBF-5SS	.005 Crimped stainless steel	1-1/4"	5/8"	7/8"	.125"	1/8" NPS Female
LBF-9NY	.010 Black level nylon	1"	1-1/8"	1-1/8"	.156"	1/8" NPS Female
LBF-9PP	.008 Black level polypropylene	1"	1-1/8"	1-1/8"	.156"	1/8" NPS Female
◆LBF-9HH	Black horsehair	1"	1-1/8"	1-1/8"	.156"	1/8" NPS Female
●LBF-9SS	.005 Crimped stainless steel	1-1/4"	1-1/8"	1-1/8"	.156"	1/8" NPS Female
◆900855HH	Horsehair	7/16"	5/8"	1-1/8"	.093"	3/8"-24 UNF Female
●900855N	.003 Nylon	7/16"	5/8"	1-1/8"	.093"	3/8"-24 UNF Female

◆ Anti-Static ▲ Static Dissipative ● Conductive

Specialty End Brushes

Steel body is 1-5/8" long. Shank is 13/16" long and has a 1/4" diameter. Brush diameter is 1".

Part #	Fill Material	Trim	Use
◆ EB14HH	Horsehair	1"	Polishing
EB14P	.016 PEEK	1"	High temperatures (480°F)
▲ EB14SD*	.016 S.D. Nylon*	1"	Static sensitive cleaning and polishing
EB14T	Tampico	1"	Cleaning steel/aluminum molds
● EB14TI	.008 Titanium	1"	Cleaning titanium (no corrosion)
● EB14SS6	.006 Stainless steel	1"	Cleaning & deburring

*Static Dissipative Nylon

Miniature Vacuum Brushes

Angled vacuum head with a 7" handle for small or difficult to reach areas. Available with an acetal or static dissipative acetal handle.

Acetal Body:

Part #	Fill Material	Trim	Inlet Dia.	Head Dia.
900488GH	Goat hair	1/4"	1/4"	7/8"
900488	Horsehair	1/4"	1/4"	7/8"
900488N	.004 Nylon	1/4"	1/4"	7/8"

Static Dissipative Acetal Body:

▲ 900488SD*	.010 S.D. Nylon*	1/4"	1/4"	7/8"
● 900488T	.0015 Thunderon®	1/4"	1/4"	7/8"

*Static Dissipative Nylon

Acid Resistant Vacuum Brushes

Polypropylene body, filled with polypropylene and hand tied with polypropylene monofilament; for use in corrosive environments. Brush fits standard 3/4" OD at 5/8" ID.

Part #	Fill Material	Trim	Inlet Dia.	Head Dia.
901744PK	.006 PEEK	1/2"	5/8"	2-1/2"
901744PP	.006 Polypropylene	1/2"	5/8"	2-1/2"

Anti-Static Vacuum Brush

Standard molded plastic vacuum head with a grounding point, providing electrical continuity to the static dissipative filament. Use in static sensitive areas. Brush fits standard 1-1/4" tapered hose.

Part #	Fill Material	Trim	Inlet Dia.	Head Dia.
▲ 901350-016SD*	.016 S.D. Nylon*	1"	1"	2-1/2"

*Static Dissipative Nylon

Heavy Duty Vacuum Brushes

Aluminum body with hand tied durable fill materials; for harsh environments, high temperatures and static-sensitive areas. Fits standard 1-1/4" tapered hose.

Part #	Fill Material	Trim	Inlet Dia.	Head Dia.
● 901336-010BR	.010 Brass	2"	1-1/4"	3-1/4"
901336-016PK	.016 PEEK	2"	1-1/4"	3-1/4"
▲ 901336-016SD*	.016 S.D. Nylon*	2"	1-1/4"	3-1/4"
● 901336-010SS	.010 Stainless	2"	1-1/4"	3-1/4"

*Static Dissipative Nylon



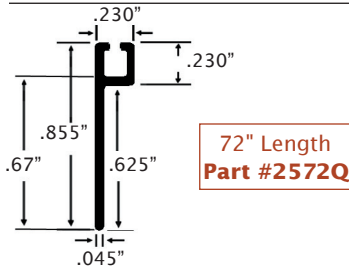
◆ Anti-Static ▲ Static Dissipative ● Conductive

METAL BACKING (CHANNEL) STRIP BRUSHES

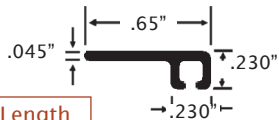
ALUMINUM CHANNEL HOLDERS

Aluminum strip brush holders in two standard styles. Other styles are available upon request.

#2.5 Channel Holders

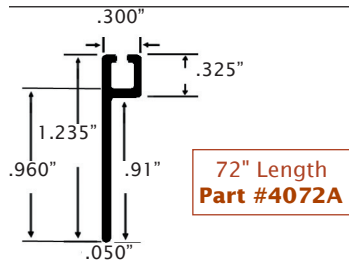


72" Length
Part #2572Q

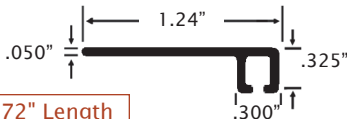


72" Length
Part #2572D

#4 Channel Holders



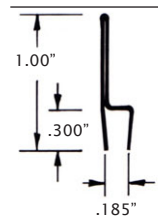
72" Length
Part #4072A



72" Length
Part #4072C

STAINLESS STEEL CHANNEL HOLDERS

#4 Channel Holders



72" Length
Part #4072SS



#2.5 Backing Strip Brushes

Galvanized steel channel, 72" overall length
1/8" x 1/8"

Part #	Fill Material	Overall Height
23105	.006 Crimped black nylon	1/2"
23106	.010 Crimped black nylon	1.5"
23112	.006 Black polypropylene	5/8"
23113	.006 Black polypropylene	7/8"
23114	.006 Black polypropylene	1-1/8"
23115	.006 Black polypropylene	1-5/8"
23116	.006 Black polypropylene	2-1/8"

#4 Backing Strip Brushes

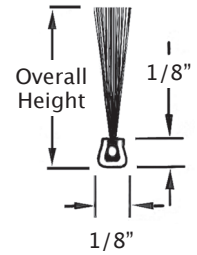
Stainless steel channel, 72" overall length
3/16" x 3/16"

Part #	Fill Material	Overall Height
● 44775	.004 Crimped brass	1"
● 44776	.006 Crimped brass	2"
● 44777	.008 Crimped brass	3"
23134	.010 Crimped black nylon	1"
23135	.010 Crimped black nylon	2"
23137	.014 Crimped black nylon	3"
23138	.014 Crimped black nylon	4"
23139	.014 Crimped black nylon	6"
● 44755	.004 Stainless steel	1"
● 44756	.006 Stainless steel	2"
● 44757	.008 Stainless steel	3"
● 44758	.006 Stainless steel	4"
● 44759	.008 Stainless steel	6"

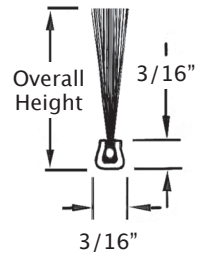
Galvanized steel channel, 72" overall length
3/16" x 3/16"

Part #	Fill Material	Overall Height
◆ 23146	Black horsehair	3/4"
◆ 23147	Black horsehair	1-1/4"
◆ 23148	Black horsehair	2"
● 44962	.010 Black 100% conductive nylon	1"
● 44963	.010 Black 100% conductive Nylon	2"
● 44964	.010 Black 100% conductive Nylon	3"
◆ 44950	.010 Yellow anti-static Nylon	1"
◆ 44951	.010 Yellow anti-static Nylon	2"
◆ 44952	.010 Yellow anti-static Nylon	3"
23122	.010 Crimped black Nylon	1"
23123	.010 Crimped black Nylon	2"
23124	.014 Crimped black Nylon	3"
23125	.014 Crimped black Nylon	4"
23126	.014 Crimped black Nylon	6"
23171	.006 Black polypropylene	11/16"
23172	.006 Black polypropylene	15/16"
23173	.006 Black polypropylene	1-3/16"
23174	.006 Black polypropylene	1-11/16"
23175	.006 Black polypropylene	1-15/16"
23176	.006 Black polypropylene	2-3/16"
23177	.006 Black polypropylene	2-11/16"
23178	.010 Crimped black polypropylene	3-3/16"
23182	White tampico	3/4"
23183	White tampico	1-1/4"
23184	White tampico	2"

#2.5 Strip Brush Measurements



#4 Strip Brush Measurements



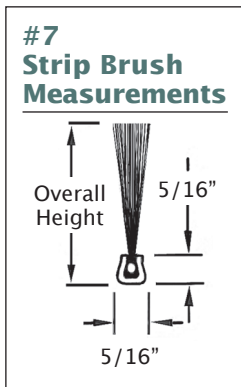
Additional strip brush sizes and styles are available on request.

Find a design sheet at

www.gordonbrush.com/custom-strip-brushes.php or go to page 24.

#7 Backing Strip Brushes

Galvanized steel channel, 72" overall length
5/16" x 5/16"



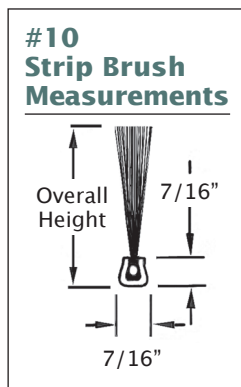
Part #	Fill Material	Overall Height
23190	.010 Crimped black nylon	1"
23191	.014 Crimped black nylon	2"
23192	.014 Crimped black nylon	3"
23193	.020 Crimped black nylon	4"
23194	.020 Crimped black nylon	6"
80998	.045 Crimped black nylon	6"
◆ 23208	Black horsehair	1"
◆ 23209	Black horsehair	2"
◆ 23210	Black horsehair	3"
23214	White tampico	1"
23215	White tampico	2"
23216	White tampico	3"

Stainless steel channel, 72" overall length 5/16" x 5/16"

Part #	Fill Material	Overall Height
● 44765	.006 Stainless steel	1"
● 44766	.010 Stainless steel	2"
● 44767	.014 Stainless steel	3"
● 44768	.010 Stainless steel	4"
● 44769	.014 Stainless steel	6"
23200	.010 Crimped black nylon	1"
23201	.014 Crimped black nylon	2"
23202	.014 Crimped black nylon	3"
23203	.020 Crimped black nylon	4"
23204	.020 Crimped black nylon	6"
● 44785	.006 Brass	1"
● 44786	.010 Brass	2"
● 44787	.014 Brass	3"
● 44788	.010 Brass	4"
● 44789	.014 Brass	6"

#10 Backing Strip Brushes

Galvanized steel channel, 72" overall length
7/16" x 7/16"




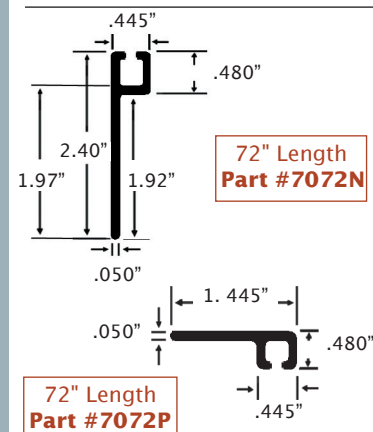
Part #	Fill Material	Overall Height
23222	.014 Crimped black nylon	2"
23223	.020 Crimped black nylon	3"
23224	.020 Crimped black nylon	4"
23225	.030 Crimped black nylon	5"
23226	.050 Crimped black nylon	6"

Additional strip brush sizes and styles are available on request.
Find a design sheet at
www.gordonbrush.com/custom-strip-brushes.php or go to page 24.

ALUMINUM CHANNEL HOLDERS

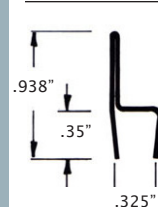
Aluminum strip holders in two standard styles. Other styles are available upon request.

#7 Channel Holders



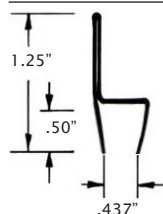
STAINLESS STEEL CHANNEL HOLDERS

#7 Channel Holders

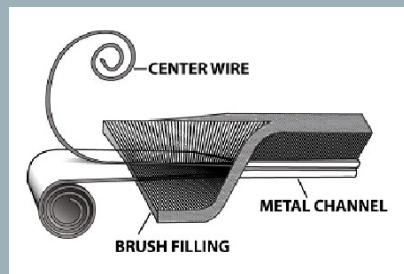


72" Length
Part #7072SS

#10 Channel Holders



72" Length
Part #10072SS

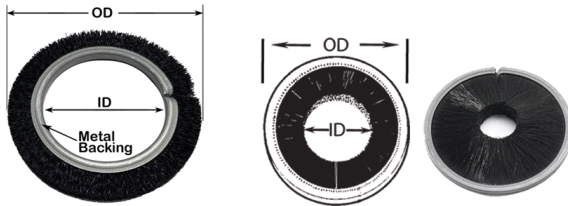


METAL BACKING DESIGN SHEET: STRIP, COIL, CUP, & DISK BRUSHES

Strip Brush Construction



Straight Strip Brush

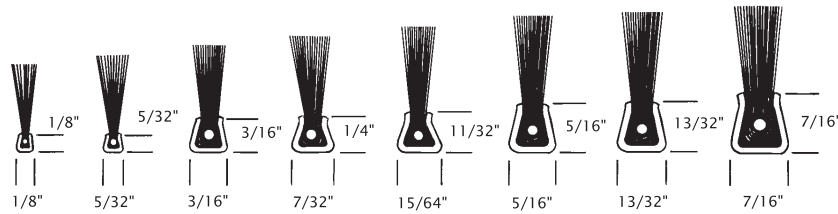


Outward Wound Disk


Inward Wound Disk

Inward & Outward Disk Brushes

Made from a Metal Backing (Channel) Strip brush that is formed into a Disk or Circle shape.

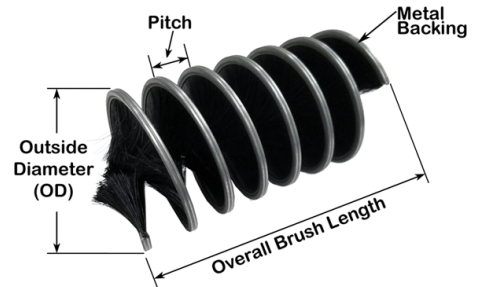


#2.5° #3 #4° #5 #6 #7° #8 #10
*MOST POPULAR SIZES



Outward Wound Coil Brush

Made from a Metal Backing (Channel) Strip brush that is formed into a "Coil or Spiral" shape. It can be mounted to a Shaft or Steel Tube Core.



Inward Wound Coil Brush

Made from a Metal Backing (Channel) Strip brush that is formed into a "Coil or Spiral" shape.

Strip Brush Information

Overall Brush Length _____

Overall Trim Length _____

Fill Material Type

(Nylon, Polypropylene, Horsehair, Carbon Steel, Stainless Steel, Brass, Tampico, Phosphor Bronze, Anti-static Nylon, Polyester, Conductive Nylon, Thunderon ® etc...)

Fill (Bristle) Diameter _____

Fill (Bristle) Color _____

Fill Style:

Crimped (Wavy) Level (Straight)

Metal Backing (Channel) Size:

(#4 and #7 are most common)

width x height

- #2.5 1/8" x 1/8"
- #3 5/32" x 5/32"
- #4 3/16" x 3/16"
- #5 7/32" x 1/4"
- #6 15/64" x 11/32"
- #7 5/16" x 5/16"
- #8 13/32" x 13/32"
- #10 7/16" x 7/16"

Metal Backing (Channel) Material Option: (Galvanized is most common)

Galvanized Stainless Steel

Other Configurations:

Inward Wound Disk

Inside Diameter _____

Outside Diameter _____

Outward Wound Disk

Inside Diameter _____

Outside Diameter _____

Inward Wound Coil

Inside Diameter _____

Outside Diameter _____

Pitch _____

Outward Wound Coil

Inside Diameter _____

Outside Diameter _____

Pitch _____

Cup

Inside Diameter _____

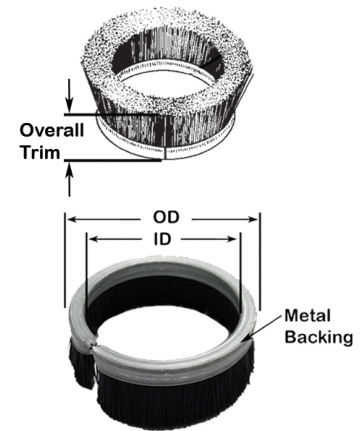
Outside Diameter _____

Wet or Dry Use? _____

Ends Deburred: Yes No

Order Quantity _____

Annual Usage _____



Cup Brush

Made with a Metal Backing (Channel) Strip brush that is formed into a Cup shape.

CUSTOMER CONTACT INFORMATION

Name _____

Company _____

Phone _____

Email _____

Micro Single Spiral Brushes

Miniature single spiral brushes with a stainless steel stem and a ring handle.

Brush Dia.	Brush Length	Stem Dia.	Bristle Dia.	Overall Length	Stainless Steel Part #	Brass Part #	Nylon Part #
.020"	1/4"	.014"	.003"	3"	01001	01002	01003
.030"	1/4"	.015"	.003"	3"	01021	01022	01023
.040"	1/2"	.025"	.003"	4"	01031	01032	01033
.050"	1/2"	.035"	.003"	4"	01051	01052	01053
.060"	1/2"	.035"	.003"	4"	01071	01072	01073
.070"	3/4"	.035"	.003"	4"	01091	01092	01093
.080"	3/4"	.044"	.003"	4"	01101	01102	01103
.090"	1"	.044"	.003"	4"	01111	01112	01113
.100"	1"	.044"	.003"	4"	01131	01132	01133
.110"	1"	.044"	.003"	4"	01141	01142	01143
.125"	1"	.044"	.003"	4"	01151	01152	01153
.130"	1"	.044"	.003"	4"	01161	01162	01163
.140"	1"	.070"	.003"	4"	01171	01172	01173
.150"	1"	.070"	.003"	4"	01181	01182	01183
.160"	1"	.070"	.003"	4"	01201	01202	01203
.170"	1"	.070"	.003"	4"	01211	01212	01213
.180"	1"	.070"	.003"	4"	01221	01222	01223
.190"	1"	.070"	.003"	4"	01231	01232	01233



Abrasive Nylon Micro Single Spiral Brushes

Designed for ultra-fine deburring, edge blending and cleaning.

Brush Dia.	For Hole Diameters: Decimal Fraction	Brush Length	Stem Dia.	Overall Length	Abrasive Part #	
Made with .008 Silicate Nylon and Stainless Steel Stem Wire:						
.035"	.032"	1/32"	5/8"	.016"	3"	01301
.052"	.047"	3/64"	3/4"	.026"	3"	01309
Made with 600 Grit Aluminum Oxide Nylon and Stainless Steel Stem Wire:						
.069"	.063"	1/16"	3/4"	.026"	3"	01321
.087"	.079"	5/64"	3/4"	.034"	3"	01325
.103"	.094"	3/32"	3/4"	.043"	3"	01329
.120"	.109"	7/64"	3/4"	.055"	3"	01333
.138"	.125"	1/8"	1"	.055"	3"	01337
.172"	.156"	5/32"	1"	.072"	3"	01441
.208"	.189"	3/16"	1"	.072"	3"	01445



Abrasive Nylon Single Spiral Brushes

Made with 500 Grit Aluminum Oxide Nylon and Stainless Steel Stem Wire:

.275"	.250"	1/4"	1-1/2"	.110"	3"	01449
.344"	.313"	5/16"	1-1/2"	.125"	3"	01453
.413"	.375"	3/8"	1-1/2"	.160"	3"	01457
.550"	.500"	1/2"	1-1/2"	.160"	3"	01461

Made with 600 Grit Aluminum Oxide Nylon and Galvanized Stem Wire:

.640"	.625"	5/8"	1"	.165"	5"	01465
.765"	.750"	3/4"	1"	.225"	5"	01469
.890"	.875"	7/8"	1"	.225"	5"	01473
1.015"	1.000"	1"	1"	.225"	5"	01477



Thread Cleaning Brushes

Stainless steel base wire. Sizes 0-8 have a ring. All other sizes have a cut end.

Thread Size	Brush Length	Overall Length	Stem Dia.	Brush Dia.	Stainless Steel Part #	Brass Part #	Nylon Brush Dia.	Nylon Part #
#0	3/4"	4"	.035"	.060"	TCS-0	TCB-0	.080"	TCN-0
#2	3/4"	4"	.035"	.086"	TCS-2	TCB-2	.098"	TCN-2
#4	1"	4"	.050"	.113"	TCS-4	TCB-4	.125"	TCN-4
#6	1"	4"	.058"	.140"	TCS-6	TCB-6	.150"	TCN-6
#8	1"	4"	.058"	.166"	TCS-8	TCB-8	.166"	TCN-8
#10	1"	4"	.070"	.191"	TCS-10	TCB-10	.191"	TCN-10
1/4"	1"	4-1/2"	.090"	1/4"	TCS-1/4	TCB-1/4	1/4"	TCN-1/4
5/16"	1"	4-1/2"	.090"	5/16"	TCS-5/16	TCB-5/16	5/16"	TCN-5/16
3/8"	1"	4-1/2"	.110"	3/8"	TCS-3/8	TCB-3/8	3/8"	TCN-3/8
7/16"	1-1/2"	4-1/2"	.110"	7/16"	TCS-7/16	TCB-7/16	7/16"	TCN-7/16
1/2"	1-1/2"	4-1/2"	.110"	1/2"	TCS-1/2	TCB-1/2	1/2"	TCN-1/2
3/4"	1-1/2"	4-1/2"	.145"	3/4"	TCS-3/4	TCB-3/4	3/4"	TCN-3/4

SPIRAL BRUSH CONSTRUCTION

Single Spiral, Single Stem

One layer of filament twisted between two single stem wires.



Single Spiral, Double Stem

One layer of filament twisted between double stem wires, for added strength.



Double Spiral, Double Stem

Two layers of filament twisted between four stem wires, with each layer perpendicular to the other. This is the strongest spiral brush with the highest density of filament.



Single Spiral Brushes with Ring Handle

Single spiral, single stem wire fill with a ring handle, for manual cleaning. Galvanized stem wire on all except "stainless steel fill/stem."

Brush Dia.	Brush Length	Overall Length	Stem Dia.	Wire Dia.	Carbon Steel Part #	Stainless Steel Part #	Stainless Steel Fill/Stem Part #	Brass Part #
1/8"	1"	6"	.090"	.003"	95000	97002	98002*	91002
1/8"	1"	6"	.090"	.005"	95005	97004	98005*	91004
3/16"	1-1/2"	7"	.090"	.003"	95006	97005	98006*	91006
3/16"	1-1/2"	7"	.090"	.005"	95008	97008	98008*	91008
1/4"	1-1/2"	7"	.090"	.003"	95010	97010	98010*	91010
1/4"	1-1/2"	7"	.090"	.005"	95012	97015	98012*	91012
1/4"	3"	27"	.090"	.005"	95014	97016	98014*	91014
5/16"	1-1/2"	7"	.090"	.004"	95016	97017	98016*	91016
5/16"	1-1/2"	7"	.090"	.006"	95018	97018	98018*	91018
3/8"	2"	8"	.110"	.004"	95020	97020	98020	91020
3/8"	2"	8"	.110"	.006"	95022	97022	98022	91022
3/8"	3"	27"	.145"	.005"	95024	97024	98024	91024
7/16"	2"	8"	.110"	.004"	95026	97026	98026	91026
7/16"	2"	8"	.110"	.006"	95028	97028	98028	91028
1/2"	2"	8"	.110"	.004"	95029	97030	98030	91030
1/2"	2"	8"	.110"	.006"	95032	97032	98032	91032
1/2"	3"	27"	.165"	.006"	95034	97034	98034	91034
9/16"	2-1/2"	9"	.145"	.005"	95036	97036	98036	91036
9/16"	2-1/2"	9"	.145"	.008"	95038	97038	98038	91038
5/8"	2-1/2"	9"	.145"	.005"	95040	97040	98040	91040
5/8"	2-1/2"	9"	.145"	.008"	95042	97042	98042	91042
5/8"	3"	27"	.190"	.006"	95044	97044	98044	91044
11/16"	2-1/2"	9"	.145"	.005"	95046	97046	98046	91046
11/16"	2-1/2"	9"	.145"	.008"	95048	97048	98048	91048
3/4"	2-1/2"	9"	.145"	.005"	95050	97050	98050	91050
3/4"	2-1/2"	9"	.145"	.008"	95052	97052	98052	91052
3/4"	3"	27"	.190"	.006"	95054	97054	98054	91054
13/16"	3"	10"	.165"	.005"	95056	97056	98056	91056
13/16"	3"	10"	.165"	.008"	95058	97058	98058	91058
7/8"	3"	10"	.165"	.005"	95060	97060	98060	91060
7/8"	3"	10"	.165"	.008"	95062	97062	98062	91062
7/8"	3"	27"	.190"	.006"	95064	97064	98064	91064
1"	3"	10"	.165"	.005"	95066	97066	98066	91066
1"	3"	10"	.165"	.008"	95068	97068	98068	91068
1"	3"	27"	.190"	.006"	95070	97070	98070	91070
1-1/4"	3"	27"	.190"	.006"	95072	97072	98072	91072
1-1/2"	3"	27"	.190"	.008"	95074	97074	98074	91074

*.070" Stem diameter

Single Spiral, Single Stem Nylon or Horsehair with Ring Handle and Galvanized Stem

Brush Dia.	Brush Length	Overall Length	Stem Dia.	Nylon Dia.	Nylon Part #	Horse Hair Part #
1/4"	2"	6-1/4"	.070"	.006"	432100	499101
1/4"	4"	26"	.110"	.006"	432101	499099
5/16"	1-1/2"	9"	.110"	.006"	432114	499112
3/8"	2"	6-1/4"	.070"	.006"	431125	499123
3/8"	4"	26"	.135"	.006"	432126	499124
1/2"	1-1/2"	7-1/2"	.070"	.012"	435151	499148
1/2"	3"	8-1/2"	.070"	.012"	435149	499149
1/2"	4"	26"	.110"	.012"	435148	499152
1/2"	4-1/2"	42"	.145"	.012"	435152	499153
5/8"	3"	8-1/2"	.145"	.012"	435173	499173
5/8"	4-1/2"	42"	.145"	.012"	435175	499175
3/4"	3"	8-1/2"	.145"	.012"	435200	499201
3/4"	4-1/2"	42"	.145"	.014"	436200	499199
1"	4"	12-1/4"	.145"	.012"	435225	499224
1"	4-1/2"	40-1/2"	.225"	.014"	436225	499225
1-1/4"	4"	13"	.165"	.014"	436237	499237
1-1/4"	4-1/2"	40-1/2"	.225"	.014"	436239	499238
1-1/4"***	5"	12"	.145"	.014"	436238**	499198**
1-1/2"	4-1/2"	40-1/2"	.225"	.014"	436250	499249
2"	4-1/2"	40-1/2"	.225"	.014"	436265	499265

**Brush diameter tapers from 1-1/4" to 3/4"



TUBE OR SPIRAL BRUSHES

Single Spiral Power Brushes


Single spiral, single stem with galvanized wire for use in portable tools and drill presses.

Brush Dia.	Brush Length	Overall Length	Stem Dia.	Wire Dia.	Carbon Steel Part #	Stainless Steel Part #	Brass Part #
1/4"	1"	3-1/2"	.110"	.004"	30005	30007	30001
5/16"	1"	3-1/2"	.110"	.004"	30015	30017	30011
3/8"	1"	3-1/2"	.110"	.004"	30025	30027	30021
3/8"	1"	3-1/2"	.145"	.008"	30035	30037	30031
7/16"	1"	3-1/2"	.145"	.005"	30045	30047	30041
1/2"	1"	3-1/2"	.165"	.005"	30055	30057	30051
9/16"	1"	3-1/2"	.190"	.005"	30065	30067	30061
5/8"	1"	3-1/2"	.165"	.005"	30075	30077	30071
5/8"	1"	3-1/2"	.190"	.008"	30085	30087	30081
11/16"	1"	3-1/2"	.190"	.005"	30095	30097	30091
3/4"	1"	3-1/2"	.225"	.006"	30105	30107	30101
13/16"	1"	3-1/2"	.225"	.006"	30115	30117	30111
7/8"	1"	3-1/2"	.225"	.006"	30125	30127	30121
15/16"	1"	3-1/2"	.225"	.006"	30135	30137	30131
1"	1"	3-1/2"	.225"	.005"	30145	30147	30141
1"	1"	3-1/2"	.225"	.008"	30155	30157	30151
1-1/8"	1"	3-1/2"	.225"	.005"	30165	30167	30161
1-1/8"	1"	3-1/2"	.225"	.008"	30175	30177	30171
1-1/4"	1"	3-1/2"	.225"	.008"	30185	30187	30181
1-1/2"	1"	3-1/2"	.225"	.008"	30195	30197	30191

Single Spiral, Single Stem



One layer of filament twisted between two single stem wires.



Abrasive Single Spiral Power Brushes

Single spiral, double stem, galvanized wire filled with silicon carbide abrasive nylon for a high degree of stiffness and a fast-cutting rate. For wet or dry applications. Can be used manually or in power tools.

Brush Dia.	Brush Length	Overall Length	Stem Dia.	Nylon Dia.	Grit Size	Part #
1/4"	1-1/2"	4"	.120"	.022"	320	40003
3/8"	1-1/2"	4"	.120"	.022"	320	40006
1/2"	2"	5"	.162"	.022"	320	40009
1/2"	2"	5"	.162"	.040"	80	40012
5/8"	2"	5"	.207"	.022"	320	40015
5/8"	2"	5"	.207"	.040"	80	40018
11/16"	2"	5"	.207"	.022"	320	40021
3/4"	2-1/2"	5-1/2"	.243"	.022"	320	40024
3/4"	2-1/2"	5-1/2"	.243"	.040"	80	40027
7/8"	2-1/2"	5-1/2"	.243"	.022"	320	40030
1"	2-1/2"	5-1/2"	.243"	.022"	320	40033
1-1/8"	2-1/2"	5-1/2"	.243"	.012"	600*	40036
1-1/8"	2-1/2"	5-1/2"	.243"	.022"	320	40039
1-1/8"	2-1/2"	5-1/2"	.243"	.022"	120	40042
1-1/4"	2-1/2"	5-1/2"	.243"	.022"	320	40045
1-1/4"	2-1/2"	5-1/2"	.243"	.022"	120	40048
1-1/2"	2-1/2"	5-1/2"	.243"	.012"	600*	40051
1-1/2"	2-1/2"	5-1/2"	.243"	.022"	320	40054
1-1/2"	2-1/2"	5-1/2"	.243"	.040"	80	40057
1-3/4"	2-1/2"	5-1/2"	.243"	.040"	80	40060
2"	2-1/2"	5-1/2"	.243"	.012"	600*	40063
2"	2-1/2"	5-1/2"	.243"	.022"	320	40066
2"	2-1/2"	5-1/2"	.243"	.040"	80	40069

*Aluminum Oxide Abrasive Nylon

Single Spiral, Double Stem



One layer of filament twisted between double stem wires, for added strength.



IMPORTANT

Always operate a spiral brush in the same direction the stem is twisted. Rotating in the opposite direction may loosen the stem wire and cause the brush to fall apart.

POWER BRUSH OPERATING RECOMMENDATIONS

- Spiral Power Brushes are manufactured for a standard drill with a clockwise rotation. Using a counter-clockwise rotation may cause the brush to fall apart.
- Avoid any load conditions and brush speeds that could cause the stem to bend or the brush to break.
- Guide the brush into the hole before starting the brush rotation.
- To reach into deeper holes, use drill extension rods instead of using a brush with a long stem length.

Double Spiral, Double Stem



Two layers of filament twisted between four stem wires, with each layer perpendicular to the other. This is the strongest spiral brush with the highest density of filament.



Double Spiral Power Brushes

Heavy duty double spiral, double stem construction for added strength. Brushes come with galvanized steel stem unless otherwise mentioned.

Brush Dia.	Brush Length	Overall Length	Stem Dia.	Fill Dia.	Carbon Steel Part #	Stainless Steel		Nylon Part #	
						Steel Part #	Fill/Stem Brass Part #		
1/4"	1-1/2"	4"	.120"	.003"	50005	50007	50008	50001	50003
1/4"	1-1/2"	4"	.120"	.005"	50015	50017	50018	50011	50013
5/16"	1-1/2"	4"	.120"	.003"	50025	50027	50028	50021	50023
5/16"	1-1/2"	4"	.120"	.005"	50035	50037	50038	50031	50033
3/8"	1-1/2"	4"	.120"	.003"	50045	50047	50048	50041	50043
3/8"	1-1/2"	4"	.120"	.005"	50055	50057	50058	50051	50053
7/16"	2"	5"	.158"	.004"	50065	50067	50068	50061	50063
7/16"	2"	5"	.158"	.006"	50075	50077	50078	50071	50073
1/2"	2"	5"	.158"	.004"	50085	50087	50088	50081	50083
1/2"	2"	5"	.158"	.006"	50095	50097	50098	50091	50093
9/16"	2"	5"	.205"	.005"	50105	50107	50108	50101	50103
9/16"	2"	5"	.205"	.008"	50115	50117	50118	50111	50113
5/8"	2"	5"	.205"	.005"	50125	50127	50128	50121	50123
5/8"	2"	5"	.205"	.008"	50135	50137	50138	50131	50133
11/16"	2"	5"	.235"	.005"	50145	50147	50148	50141	50143
11/16"	2"	5"	.235"	.008"	50155	50157	50158	50151	50153
3/4"	2-1/2"	5-1/2"	.235"	.006"	50165	50167	50168	50161	50163
3/4"	2-1/2"	5-1/2"	.235"	.010"	50175	50177	50178	50171	50173
13/16"	2-1/2"	5-1/2"	.235"	.006"	50185	50187	50188	50181	50183
13/16"	2-1/2"	5-1/2"	.235"	.010"	50195	50197	50198	50191	50193
7/8"	2-1/2"	5-1/2"	.235"	.006"	50205	50207	50208	50201	50203
7/8"	2-1/2"	5-1/2"	.235"	.010"	50215	50217	50218	50211	50213
15/16"	2-1/2"	5-1/2"	.235"	.006"	50225	50227	50228	50221	50223
15/16"	2-1/2"	5-1/2"	.235"	.010"	50235	50237	50238	50231	50233
1"	2-1/2"	5-1/2"	.235"	.006"	50245	50247	50248	50241	50243
1"	2-1/2"	5-1/2"	.235"	.010"	50255	50257	50258	50251	50253
1-1/16"	2-1/2"	5-1/2"	.235"	.010"	50265	50267	50268	50261	50263
1-1/8"	2-1/2"	5-1/2"	.235"	.006"	50275	50277	50278	50271	50273
1-1/8"	2-1/2"	5-1/2"	.235"	.010"	50285	50287	50288	50281	50283
1-1/4"	2-1/2"	5-1/2"	.235"	.006"	50295	50297	50298	50291	50293
1-1/4"	2-1/2"	5-1/2"	.235"	.010"	50305	50307	50308	50301	50303
1-3/8"	2-1/2"	5-1/2"	.235"	.006"	50315	50317	50318	50311	50313
1-3/8"	2-1/2"	5-1/2"	.235"	.010"	50325	50327	50328	50321	50323
1-1/2"	2-1/2"	5-1/2"	.235"	.006"	50335	50337	50338	50331	50333
1-1/2"	2-1/2"	5-1/2"	.235"	.010"	50345	50347	50348	50341	50343
1-3/4"	2-1/2"	5-1/2"	.235"	.010"	50355	50357	50358	50351	50353
1-3/4"	2-1/2"	5-1/2"	.235"	.012"	50365	50367	50368	50361	50363
2"	2-1/2"	5-1/2"	.235"	.012"	50375	50377	50378	50371	50373

POWER BRUSH SAFETY

Power brush operators must comply with the Safety Standards of the Industrial Division of the American Brush Manufacturers Association and the American National Standards Institute ANSI B165.1 - 2000 Power-Driven Brushing Tools - Safety Requirements for Design, Care and Use. Appropriate clothing and equipment, including safety goggles or full face shields, must be used where there is a possibility of injury that can be prevented by such clothing and equipment. These requirements are not necessarily complete with respect to any particular application and common sense safety considerations should prevail. Any applicable federal, state or local law regulation must be strictly adhered to and is controlling over any recommendation contained herein.

Condenser Tube Brushes

Single Spiral, Double Stem with a Threaded Shank (Nipple)

Galvanized steel stem. Overall length is 2-3 inches longer than brush length.

Brush Dia.	Brush Length	Female Thread	Male Thread	Stainless Dia.	Part #	Brass Dia.	Part #	Nylon [‡] Dia.	Part #
1/4"	3"	8-32	8-32	.005"	47003+	.004"	41003+	.014"	43003+
3/8"	4"	12-24	8-32	.005"	47006+	.004"	41006+	.016"	43006+
7/16"	4"	12-24	1/4"-28	.005"	47009+	.005"	41009+	.016"	43009+
1/2"	4"	12-24	1/4"-28	.006"	47012+	.005"	41012+	.018"	43012+
9/16"	4"	12-24	1/4"-28	.006"	47015+	.005"	41015+	.018"	43015+
5/8"	4"	12-24	1/4"-28	.006"	47018+	.005"	41018+	.018"	43018+
11/16"	4"	12-24	1/4"-28	.006"	47021+	.006"	41021+	.020"	43021+
3/4"	4"	12-24	1/4"-28	.006"	47024+	.006"	41024+	.020"	43024+
13/16"	4"	12-24	1/4"-28	.007"	47027+	.006"	41027+	.020"	43027+
7/8"	4"	12-24	1/4"-28	.007"	47030+	.008"	41030+	.022"	43030+
15/16"	4"	12-24	1/4"-28	.009"	47033+	.008"	41033+	.022"	43033+
1"	4"	12-24	1/4"-28	.009"	47036+	.008"	41036+	.022"	43036+
1-1/4"	4-1/2"		1/4" NPT	.009"	47039	.006"	41039	.018"	43039*
1-1/2"	4-1/2"		1/4" NPT	.009"	47042	.006"	41042	.020"	43042*
1-3/4"	4-1/2"		1/4" NPT	.009"	47045	.006"	41045	.020"	43045*
2"	4-1/2"		1/4" NPT	.009"	47048	.008"	41048	.022"	43048*
2-1/4"	4-1/2"		1/4" NPT	.009"	47051	.008"	41051	.025"	43051*
2-1/2"	4-1/2"		1/4" NPT	.009"	47054	.008"	41054	.025"	43054*
2-3/4"	4-1/2"		1/4" NPT	.013"	47057	.008"	41057	.028"	43057*
3"	4-1/2"		1/4" NPT	.013"	47060	.008"	41060	.036"	43060*
3-1/2"	4-1/2"		1/4" NPT	.013"	47063	.012"	41063	.036"	43063*
4"	4-1/2"		1/4" NPT	.016"	47066	.012"	41066	.036"	43066*

[‡]Nylon Brushes are Single Stem

*5" Brush Length

+Order with F for Female

Double Spiral, Double Stem with a Threaded Shank (Nipple)

Built to handle the toughest jobs. Heavy galvanized steel stems with very dense wire fill. Overall length is 7-3/4" - 8".

Brush Dia.	Brush Length	Female Thread	Male Thread	Carbon Steel Dia.	Part #	Stainless Steel Dia.	Part #
1/2"	4-1/2"	12-24				.006"	67003
3/4"	4-1/2"	12-24				.006"	67007
1"	4-1/2"	12-24				.009"	67009
1"	4-1/2"		1/4" NPT	.012"	65009		
1-1/4"	4-1/2"		1/4" NPT	.013"	65012	.007"	67012
1-1/2"	4-1/2"		1/4" NPT	.013"	65015	.007"	67015
1-3/4"	4-1/2"		1/4" NPT	.013"	65018	.007"	67018
2"	4-1/2"		1/4" NPT	.013"	65021	.009"	67021
2-1/4"	4-1/2"		1/4" NPT	.013"	65024	.009"	67024
2-1/2"	4-1/2"		1/4" NPT	.013"	65027	.009"	67027
2-3/4"	4-1/2"		1/4" NPT	.014"	65030	.012"	67030
3"	4-1/2"		1/4" NPT	.014"	65033	.013"	67033
3-1/4"	4-1/2"		1/4" NPT	.014"	65036	.013"	67036
3-1/2"	4-1/2"		1/4" NPT	.018"	65039	.013"	67039
3-3/4"	4-1/2"		1/4" NPT	.018"	65042	.016"	67042

Duct and Flue Brushes

Heavy-duty galvanized large diameter brushes filled with tempered steel or durable polypropylene.

Brush Dia.	Brush Length	Overall Length	Male Thread	Double Spiral, Double Stem Tempered Steel Dia.	Part #	Single Spiral, Double Stem Polypropylene Dia.	Part #
5"	4.5"	7"	1/4" NPT	.018"	85003	.060"	84003
6"	4.5"	7"	1/4" NPT	.018"	85006		
6"	6"	9"	1/4" NPT			.075"	84006
7"	4.5"	7"	1/4" NPT	.023"	85009	.075"	84009
8"	6"	9"	1/4" NPT	.023"	85012	.078"	84012
10"	6"	9"	1/4" NPT	.029"	85015	.078"	84015
12"	6"	9"	1/4" NPT	.029"	85018	.078"	84018

Additional sizes can be made.

Single Spiral, Double Stem




One layer of filament twisted between double stem wires, for added strength.



Double Spiral, Double Stem



Two layers of filament twisted between four stem wires, with each layer perpendicular to the other. This is the strongest spiral brush with the highest density of filament.



Side Action Brushes — Paddle Brushes

Stainless steel single stem with side tufts for power tool use. Provides a high degree of bristle stiffness with minimal flexing. Use for cleaning and polishing inner walls of tubes, cylinders and blind-threaded holes. Can also be used with brush holders listed below.

Brush Dia.	Brush Length	Overall Length	Stem Dia.	Wire Dia.	Carbon Steel Part #	Stainless Part #
1/4"	9/16"	2-1/8"	.070"	.003"	25003	27003
1/4"	9/16"	2-1/8"	.070"	.005"	25006	27006
5/16"	9/16"	2-1/8"	.070"	.003"	25009	27009
5/16"	9/16"	2-1/8"	.070"	.005"	25012	27012
3/8"	9/16"	2-1/8"	.070"	.003"	25015	27015
3/8"	9/16"	2-1/8"	.070"	.005"	25018	27018
3/8"	9/16"	2-1/8"	.070"	.008"	25021	27021
7/16"	9/16"	2-1/8"	.070"	.003"	25024	27024
7/16"	9/16"	2-1/8"	.070"	.005"	25027	27027
7/16"	9/16"	2-1/8"	.070"	.008"	25030	27030
1/2"	9/16"	2-1/8"	.070"	.003"	25033	27033
1/2"	9/16"	2-1/8"	.070"	.005"	25036	27036
1/2"	9/16"	2-1/8"	.070"	.008"	25039	27039
9/16"	5/8"	2-1/4"	.135"	.003"	25042	27042
9/16"	5/8"	2-1/4"	.135"	.005"	25045	27045
9/16"	5/8"	2-1/4"	.135"	.008"	25048	27048
5/8"	5/8"	2-1/4"	.135"	.003"	25051	27051
5/8"	5/8"	2-1/4"	.135"	.005"	25054	27054
5/8"	5/8"	2-1/4"	.135"	.008"	25057	27057
3/4"	5/8"	2-1/4"	.135"	.003"	25060	27060
3/4"	5/8"	2-1/4"	.135"	.005"	25063	27063
3/4"	5/8"	2-1/4"	.135"	.008"	25066	27066
7/8"	5/8"	2-1/4"	.135"	.003"	25069	27069
7/8"	5/8"	2-1/4"	.135"	.005"	25072	27072
7/8"	5/8"	2-1/4"	.135"	.008"	25075	27075
1"	5/8"	2-1/4"	.135"	.003"	25078	27078
1"	5/8"	2-1/4"	.135"	.005"	25081	27081
1"	5/8"	2-1/4"	.135"	.008"	25084	27084
1-1/8"	5/8"	2-1/4"	.135"	.003"	25087	27087
1-1/8"	5/8"	2-1/4"	.135"	.005"	25090	27090
1-1/8"	5/8"	2-1/4"	.135"	.008"	25093	27093
1-1/4"	5/8"	2-1/4"	.135"	.003"	25096	27096
1-1/4"	5/8"	2-1/4"	.135"	.005"	25098	27098
1-1/4"	5/8"	2-1/4"	.135"	.008"	25099	27099



Brush Holders for Side Action Brushes

When attached to a side action brush, it slightly reduces bristle trim length for a stiffer, more aggressive brush action that can be driven at a higher RPM.

Brush Stem Dia.	Holder Shank Dia.	Overall Length	Part #
.070"	1/4"	3-1/8"	27001
.135"	3/8"	3-3/8"	27002

Valve Brushes

Twisted-in-wire valve brushes with stainless steel construction. Nylon bristles for long lasting use. Polypropylene handle cap with hang hole for convenient storage.

Brush Head Dia.	Brush Length	Overall Length	Part #
1"	6-1/4"	18-1/4"	449225-3
1-1/2"	6-1/4"	18-1/4"	449250-1
2"	6-1/4"	18-1/4"	449266-4
3"	6-1/4"	18-1/4"	449298-1




Handles and Extension Rods for Threaded Brushes

Part #	Handles	Material
86047	Wire-formed handle for 8-32 extension rod	Steel
86048	T-handle for 12-24 extension rods	Aluminum
86051	T-handle for 1/4"-28 extension rod	Aluminum
86052	T-handle for 1/4" NPT extension rods	Galvanized



Part #	Thread	Male/ Female	Dia.	Overall Length	Material
Extension Rods					
86018	8-32	M & F	3/16"	24"	Steel
86021	12-24	M & F	5/16"	24"	Aluminum
86027	12-24	M & F	5/16"	36"	Aluminum
86024	1/4"-28	M & F	1/4"	36"	Steel
86030	1/4" NPT	M & F	3/8"	36"	Fiberglass/Steel ends
86036	1/4" NPT	M & F	3/8"	48"	Fiberglass/Steel ends



Semi-Flexible Twisted Steel Extension Rods					
86062	1/4" NPT	M & F	3/8"	60"	Steel
86063	1/4" NPT	M & F	3/8"	72"	Steel

Pull Ring For 1/4" NPT Brushes					
86069	1/4" NPT	Female	1/2" Dia.	Pull Ring	Steel

Adaptors For Threaded Brushes					
86072	8-32	Female to 8-32 Female			Aluminum
86074	1/4"-28	Male to 12-24 Male			Aluminum

Radiator Brushes

Long spiral brushes with wood handle and galvanized stem wire for cleaning coils, springs, registers, radiators and anywhere that requires an extended reach.

Part #	Fill Material	Brush Dia.	Brush Length	Overall Length	Handle Length
446266-1	.014 Crimped Nylon	2"	5"	30-1/2"	4"
499266-4	Horsehair	2"	5"	30-1/2"	4"



Spoke Brush

Pointed end spoke brush for any hard-to-reach auto detailing. Twisted-in-wire brush with tampico bristles.

Part #	Fill Material	Material Handle	Brush Dia.	Brush Length	Overall Length	Handle Length
M578340	Tampico	Hardwood	3"	11"	16"	5"
M578350	Tampico Colored Poly	Plastic	2"	6"	11"	5"



Refrigeration and Plumbing Brushes

Tube-fitting brushes are double spiral, double stem with stainless steel wire, galvanized steel stems and a plastic grip.

Stainless Part #	Refrigeration OD	Plumbing ID	Brush Dia.	Brush Length	Overall Length	Wire Dia.
84103	1/4"	1/8"	9/32"	1-1/4"	6-5/8"	.005"
84106	3/8"	1/4"	7/16"	1-1/4"	6-5/8"	.006"
84109	1/2"	3/8"	9/16"	1-1/4"	6-5/8"	.006"
84112	5/8"	1/2"	11/16"	1-1/4"	6-5/8"	.006"
84115	3/4"	5/8"	13/16"	1-1/4"	6-5/8"	.006"
84118	7/8"	3/4"	15/16"	1-1/4"	6-5/8"	.006"
84121	1-1/8"	1"	1-3/16"	1-1/4"	6-5/8"	.008"
84224	1-3/8"	1-1/4"	1-7/16"	1-1/4"	6-5/8"	.008"
84227	1-5/8"	1-1/2"	1-3/4"	1-1/4"	6-5/8"	.009"
84229	2-1/8"	2"	2-1/4"	1-1/4"	6-5/8"	.009"




4-in-1 Double-Ended Tube/Fitting Brushes

High carbon steel single spiral, single stem with a plastic handle.

Part #	Tube/Fitting Size (OD)	Brush Dia.	Brush Length	Overall Length	Wire Dia.
84303	1/2", 3/4"	9/16", 13/16"	1"	7-1/2"	.006"
84306	7/8", 11/16"	11/16", 15/16"	1"	7-1/2"	.006"






Metal Free Tube Brushes

Metal free tube brushes are made with 100% food grade polypropylene, handle and bristles. Polypropylene is resistant to acids, alkalis, alcohols, and many petroleum distillates. These brushes can be used to clean the inside of straight or curved tubes, pipes, valves, and fittings. They are great when moderate to aggressive scrubbing is needed. These brushes will not scratch most surfaces. Fused bristles help minimize the growth of bacteria. Available in white only.

Flexible Series



12" overall length		18" overall length		24" overall length		Filament Dia.	Handle Dia.	Brush Length
Part #	Brush Dia.	Part #	Brush Dia.	Part #	Brush Dia.			
710212	1/4"	710218	1/4"	710224	1/4"	.006"	1/8"	4"
710312	3/8"	710318	3/8"	710324	3/8"	.010"	1/8"	4"
710512	1/2"	710518	1/2"	710524	1/2"	.010"	3/16"	4"
710612	5/8"	710618	5/8"	710624	5/8"	.010"	1/4"	4"
710712	3/4"	710718	3/4"	710724	3/4"	.010"	1/4"	4"
710812	7/8"	710818	7/8"	710824	7/8"	.010"	1/4"	4"
711012	1"	711018	1"	711024	1"	.010"	1/4"	4"
711212	1-1/4"	711218	1-1/4"	711224	1-1/4"	.010"	1/4"	4"

Standard Series




12" overall length		18" overall length		24" overall length		Filament Dia.	Handle Dia.	Brush Length
Part #	Brush Dia.	Part #	Brush Dia.	Part #	Brush Dia.			
720712	3/4"	720718	3/4"	720724	3/4"	.010"	3/8"	4"
720812	7/8"	720818	7/8"	720824	7/8"	.010"	3/8"	4"
721012	1"	721018	1"	721024	1"	.010"	3/8"	4"
721212	1-1/4"	721218	1-1/4"	721224	1-1/4"	.010"	3/8"	4"
721512	1-1/2"	721518	1-1/2"	721524	1-1/2"	.010"	3/8"	4"
721812	1-3/4"	721818	1-3/4"	721824	1-3/4"	.010"	3/8"	4"
722012	2"	722018	2"	722024	2"	.016"	3/8"	4"
722512	2-1/2"	722518	2-1/2"	722524	2-1/2"	.016"	3/8"	4"

Rigid Series



12" overall length		18" overall length		24" overall length		Filament Dia.	Handle Dia.	Brush Length
Part #	Brush Dia.	Part #	Brush Dia.	Part #	Brush Dia.			
730712	3/4"	730718	3/4"	730724	3/4"	.010"	1/2"	4"
731012	1"	731018	1"	731024	1"	.010"	1/2"	4"
731212	1-1/4"	731218	1-1/4"	731224	1-1/4"	.010"	1/2"	4"
731512	1-1/2"	731518	1-1/2"	731524	1-1/2"	.010"	1/2"	4"
731712	1-3/4"	731718	1-3/4"	731724	1-3/4"	.010"	1/2"	4"
732012	2"	732018	2"	732024	2"	.016"	1/2"	4"
732512	2-1/2"	732518	2-1/2"	732524	2-1/2"	.016"	1/2"	4"
733012	3"	733018	3"	733024	3"	.016"	1/2"	4"

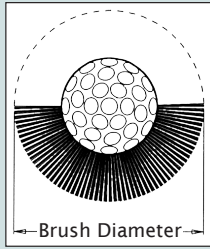
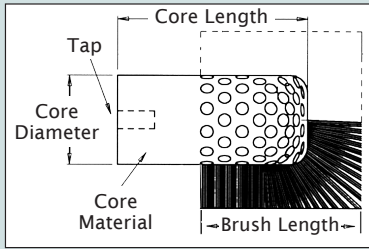
Double Leader Series



The Double Leader is a push/pull through brush. It has an 8" brush face with a leader and ball on each end.

24" overall length		36" overall length		48" overall length		Filament Dia.	Handle Dia.	Brush Length
Part #	Brush Dia.	Part #	Brush Dia.	Part #	Brush Dia.			
740524	1/2"	740536	1/2"	740548	1/2"	.016"	3/16"	8"
740724	3/4"	740736	3/4"	740748	3/4"	.016"	3/16"	8"
741024	1"	741036	1"	741048	1"	.016"	3/16"	8"

BORE BRUSHES



BORE BRUSHES

Bore Brushes are hand or machine-operated, large diameter blind hole brushes that are designed to clean both the wall and the bottom of a hole. They are used when a spiral brush is not strong or thick enough to provide sufficient abrasion.

Basic sizes are listed below. Other sizes are available upon request.

Small Nylon Bore Brushes

Core material is HDPE, with a diameter of 1-1/4", and length of 3-5/16". The tap is 1/4-20 UNC or ACME broom thread.

Part #	Fill Material	Thread	Brush Dia.	Brush Length
900565-2.5	.008 Natural crimped 6.12 nylon (FDA compatible)	1/4-20 UNC	2-1/2"	2-7/16"
900565-3.5	.012 Black crimped 6.6 nylon	1/4-20 UNC	3-1/2"	2-11/16"
900565-4	.020 Black crimped 6.6 nylon	1/4-20 UNC	4"	3"
900565-5	.020 Black crimped 6.6 nylon	1/4-20 UNC	5"	3-1/16"
900565-6.5	.028 Black level 6.6 nylon	1/4-20 UNC	6-1/2"	3-7/16"
900565-2.5BT	.008 Natural crimped 6.12 nylon (FDA compatible)	Broom	2-1/2"	2-7/16"
900565-3.5BT	.012 Black crimped 6.6 nylon	Broom	3-1/2"	2-11/16"
900565-4BT	.020 Black crimped 6.6 nylon	Broom	4"	3"
900565-5BT	.020 Black crimped 6.6 nylon	Broom	5"	3-1/16"
900565-6.5BT	.028 Black level 6.6 nylon	Broom	6-1/2"	3-7/16"



Large Nylon Bore Brushes

Core material is PVC (unless noted otherwise*) with a diameter of 3", and a length of 5-1/8". The tap is 1/2-13 UNC or ACME broom thread.

Part #	Fill Material	Thread	Brush Dia.	Brush Length
900674-6	.014 Black crimped 6.6 nylon	1/2-13 UNC	6"	4"
900674-7	.025 Black crimped 6.6 nylon	1/2-13 UNC	7"	4-1/8"
900674-8	.028 Black level 6.6 nylon	1/2-13 UNC	8"	4-1/4"
900674-9	.040 Black level 6.6 nylon	1/2-13 UNC	9"	4-5/16"
900674-6BT	.014 Black crimped 6.6 nylon	Broom	6"	4"
900674-7BT	.025 Black crimped 6.6 nylon	Broom	7"	4-1/8"
900674-8BT	.028 Black level 6.6 nylon	Broom	8"	4-1/4"
900674-9BT	.040 Black level 6.6 nylon	Broom	9"	4-5/16"
900674-10BT*	.032 Natural level 6.12 nylon (FDA compatible)	Broom	10"	5"

*HDPE Core



Stainless Steel Bore Brushes

Core material is PVC with a diameter of 1-1/2" and a length of 5". The tap is 1/2" NPT.

Part #	Fill Material	Brush Diameter	Brush Length
900997-2.5	.006 Stainless steel	2-1/2"	5-1/8"
900997-3.5	.010 Stainless steel	3-1/2"	5-1/2"
900997-4.5	.018 Stainless steel	4-1/2"	5-3/4"
900997-5.5	.020 Stainless steel	5-1/2"	6"
900997-A	1/2" NPT to 1/4" NPT Adapter		



Static Dissipative Bowl Brushes

Static dissipative acetal handle bowl brushes with .010 static dissipative 6.12 nylon filament. Brushes are useful in situations where dust and static electricity are a concern. Brush materials have good chemical resistance.

Part #	Brush Diameter	Brush Length	Overall Length	Handle Dia.
▲901820	3"	6"	16"	1"
▲901820L	3"	6"	26"	1"


Static Dissipative Vat Brush

Typically used in vats where any type of spark could cause an explosion. Static dissipative acetal core has a 1/2" NPT threaded hole. Brush materials have good chemical resistance. .016 static dissipative 6.12 nylon filament.

Part #	Trim	Brush Diameter	Overall Length
▲901724	2"	5-1/2"	9-1/2"
●901724-5	Non-Sparking Aluminum Handle, 1/2" NPT thread for 901724		5'



◆ Anti-Static ▲ Static Dissipative ● Conductive



Speed Sweep® 3/8" Stud

Extremely strong, long lasting wood and steel handles with 3/8" stud that will not strip. Handles are used for steel-backed floor brushes, deck scrubs, and floor squeegees.

Part #	Handle (L x D)	Description
M190400	4' x 15/16"	All wood handle for M403151, M403161 (short stud)
M190500	4' x 15/16"	All wood handle for M403130
M190300	5' x 1"	All steel handle
M191000	5' x 15/16"	Wood and steel handle
M190900	5' x 15/16"	All wood handle with steel stud
M191200	5' x 1"	Two piece sectional handle, top wood, bottom steel
M191400	5' x 1"	Two piece all steel handle
M190600	6' x 1-1/8"	All wood handle with steel stud



Fiberglass

Ideal for hygienic applications where the pores of wood handles and the corrosion of steel handles are unacceptable.

Part #	Handle (L x D)	Handle Material	Tip
M197300	3' x 15/16"	Fiberglass handle	ACME thread
M197500	5' x 15/16"	Fiberglass handle	ACME thread
M197511	5' x 15/16"	Fiberglass and steel handle	3/8" stud
M195615	5' x 1"	HySweep™ handle	Compression collar



ACME Threaded

Self-locking handle that is intended for use with ACME threaded brooms or squeegees.

Part #	Handle (L x D)	Handle Material	Tip
M190700	4' x 15/16"	Heavy duty wood handle	Threaded wood tip
R36004	4' x 15/16"	Wood handle	Threaded wood tip
R36014	4' x 15/16"	Wood handle	Threaded metal tip
M194100	5' x 15/16"	Heavy duty wood handle	Heavy duty threaded metal tip
R36005	5' x 15/16"	Wood handle	Threaded wood tip
R36015	5' x 15/16"	Wood handle	Threaded metal tip
R36006	6' x 15/16"	Wood handle	Threaded wood tip
R36016	6' x 15/16"	Wood handle	Threaded metal tip



Tapered

Tapered end allows for easy attachment and removal of compatible brushes and brooms.

Part #	Handle (L x D)	Handle Material	Tip
M191100	5' x 1-1/8"	Wood handle	Tapered



Flow-Thru Extension

Adjustable 4' to 8' handle allows liquid to flow through the center of the handle and exit through a cleaning device such as a brush head.

Part #	Handle (L)	Description	Tip
M194800	4' to 8' x 1-1/2"	Padded extension handle	ACME thread

BROOMS

No other broom comes close to matching the unique features of the Speed Sweep® system. A steel back is placed over the brush block and crimped permanently onto the block. Steel rivets are then fastened through the entire block to secure the adjustable steel socket. Use handle part #M191000 or other handles with a 3/8" stud.

Fine Duty Polypropylene — For Smooth Surfaces

Sweeps light dust and dirt. Gives extremely long wear. Careful blend of straight and crimped polypropylene creates a superior brush.

Part #	Fill Material	Trim	Overall Length
M233180	Polypropylene	3"	18"
M233240	Polypropylene	3"	24"
M233360	Polypropylene	3"	36"



Gray Flagged Polystyrene — For Smooth Surfaces

Full body and split tip of each bristle cleans dust and dirt from polished floors to smooth concrete. Ideal for smooth surface sweeping.

Part #	Fill Material	Trim	Overall Length
M236180	Flagged Polystyrene	3"	18"
M236240	Flagged Polystyrene	3"	24"
M236360	Flagged Polystyrene	3"	36"



Medium Duty Polypropylene — For Average Surfaces

Straight polypropylene will not mat or tangle while sweeping a variety of debris. Brush is not harmed by water, chemicals or grease and is extremely long wearing.

Part #	Fill Material	Trim	Overall Length
M231180	Polypropylene	3-1/4"	18"
M231240	Polypropylene	3-1/4"	24"
M231360	Polypropylene	3-1/4"	36"



Stiff Center/Fine Border — For Average Surfaces

Stiff center moves stubborn debris; fine border sweeps dust and dirt.

Part #	Fill Material	Trim	Overall Length
M232180	Polypropylene	3"	18"
M232240	Polypropylene	3"	24"
M232360	Polypropylene	3"	36"



Heavy Duty Polypropylene — For Rough Surfaces

Straight, stiff bristles move heavy debris. Resists abrasion, grease, oils, acids and alkalis.

Part #	Fill Material	Trim	Overall Length
M230180	Polypropylene	4"	18"
M230240	Polypropylene	4"	24"
M230360	Polypropylene	4"	36"



Wire Center/Tampico, Horsehair, Patent Border

Center row of steel wire moves paper, metal and scraps which other brushes miss. Tampico, horsehair and patent border keeps dust from rising into the air. Ideal for difficult sweeping situations.

Part #	Fill Material	Trim	Overall Length
M217240	Wire center, tampico, horsehair, patent	3-1/4"	24"



Heavyweights™ Street Push Brooms

Rugged construction allows brushes to tackle heavy debris. Requires M191100 tapered handle.

Part #	Fill Material	Trim	Color	Overall Length
M338180	Stiff polypropylene	4"	Yellow	18"
M339180	Extra stiff polypropylene	5"	Brown	18"



Static Dissipative Broom

23" wide push broom is made with an oval channel, filled with yellow static dissipative 6.12 nylon. A 5-foot steel handle is available. Recommended for use in static sensitive areas for static-free sweeping.

Part #	Fill Material	Trim
▲ 901735	.015/.022 Static dissipative nylon	3-1/2"
▲ 901735H	5 Foot steel handle	N/A



◆ Anti-Static ▲ Static Dissipative ● Conductive

SPEED SWEEP® SPEEDY PAK™

Combines a range of our best-selling broom heads with a wood/steel sectional handle in a convenient package. No other brush comes close to matching the unique features of the Speed Sweep® system. A steel back is placed over the brush block and crimped permanently onto the block. Steel rivets are fastened through the entire block to secure the adjustable steel socket.

Features

- Steel back
- Narrow brush block—strength of the steel back allows for the use of a thinner, narrower brush block
- No large holes drilled in center of block
- Adjustable steel socket and nut
- Steel stud in handle will not strip or break when tightened
- SPEEDY PAK™ brush and handle combination

Benefits

- Block will not crack or split
- Considerable weight savings and easier to use
- Speed Sweep® is strongest in the center of the brush where ordinary brushes are weakest
- A truly ergonomic floor brush adjustable to suit the user
- Handle can be frequently reversed to keep bristles in shape for longest wear
- Brush and handle shipped in single box



Fine Duty — Flagged Styrene Bristles

Full body and split tip of each bristle cleans dust and dirt from polished floors to smooth concrete. A popular brush which has replaced horsehair for most smooth surface sweeping.

Part #	Fill Material	Handle	Trim	Overall Length
M236183	Flagged styrene	Wood/steel sectional	3"	18"
M236243	Flagged styrene	Wood/steel sectional	3"	24"
M236363	Flagged styrene	Wood/steel sectional	3"	36"



Average Duty — Polypropylene Bristles

Straight polypropylene will not mat or tangle while sweeping a variety of debris. Not harmed by water, chemicals or grease, and is extremely long wearing.

Part #	Fill Material	Handle	Trim	Overall Length
M231183	Polypropylene	Wood/steel sectional	3-1/4"	18"
M231243	Polypropylene	Wood/steel sectional	3-1/4"	24"



Stiff Center — Fine Border

Stiff center moves stubborn debris; fine border sweeps dust and dirt. The excellent qualities of polypropylene in an "all purpose" sweeping tool.

Part #	Fill Material	Handle	Trim	Overall Length
M232183	Polypropylene	Wood/steel sectional	3"	18"
M232243	Polypropylene	Wood/steel sectional	3"	24"
M232363	Polypropylene	Wood/steel sectional	3"	36"



SEAT SWEEP® FLOOR BROOM

Lightweight impact-resistant broom that can easily be moved and maneuvered around seats. Careful blend of straight or curved polypropylene creates a superior brush. Steel screws are then fastened through the entire block to secure the adjustable steel socket. Unique Flip Flop® socket allows for both forward and backward motion.

Straight — Average Duty Polypropylene Bristles

Straight polypropylene will not mat or tangle while sweeping a variety of debris. Brush is not harmed by water or grease and is extremely long wearing. Use handle part #M191000, M190300, M190600, M190900, M191200 or other handles with a 3/8" stud. Seat Sweep® Paks come with a wood/steel sectional handle.



Part #	Fill Material	Socket	Trim	Overall Length
M331813	Polypropylene	Flip Flop	3"	18"
M331814	Polypropylene	Standard	3"	18"
M331815	Polypropylene	Flip Flop	2"	18"
M331816	Polypropylene	Standard	2"	18"
M332413	Polypropylene	Flip Flop	3"	24"
M332414	Polypropylene	Standard	3"	24"
M332415	Polypropylene	Flip Flop	2"	24"
M332416	Polypropylene	Standard	2"	24"
M333213	Polypropylene	Flip Flop	3"	32"
M333214	Polypropylene	Standard	3"	32"
M333215	Polypropylene	Flip Flop	2"	32"
M333216	Polypropylene	Standard	2"	32"
M392413	Seat Sweep® Pak	Flip Flop	3"	24"
M392414	Seat Sweep® Pak	Standard	3"	24"


Curved — Average Duty Polypropylene Bristles

Curved polypropylene will not mat or tangle while sweeping a variety of debris. Brush is not harmed by water or grease and is extremely long wearing. Use handle part #M191000, M190300, M190600, M190900, M191200 or other handles with a 3/8" stud. Seat Sweep® Paks come with a wood/steel sectional handle.



Part #	Fill Material	Socket	Trim	Overall Length
M331823	Polypropylene	Flip Flop	3"	18"
M331824	Polypropylene	Standard	3"	18"
M331825	Polypropylene	Flip Flop	2"	18"
M331826	Polypropylene	Standard	2"	18"
M332423	Polypropylene	Flip Flop	3"	24"
M332424	Polypropylene	Standard	3"	24"
M332425	Polypropylene	Flip Flop	2"	24"
M332426	Polypropylene	Standard	2"	24"
M333223	Polypropylene	Flip Flop	3"	32"
M333224	Polypropylene	Standard	3"	32"
M333225	Polypropylene	Standard	2"	32"
M333226	Polypropylene	Flip Flop	2"	32"
M392423	Seat Sweep® Pak	Flip Flop	3"	24"
M392424	Seat Sweep® Pak	Standard	3"	24"





EPDM Rubber in Straight Heavy Duty

Manufactured with heavy gauge zinc-plated steel back. Genuine EPDM rubber blade has excellent wearing qualities. Steel handle accepts any Speed Sweep® bolt-in handle with 3/8" stud. All-steel handle part #M190300 recommended.

Part #	Fill Material	Overall Length	Part #	Overall Length
M602510	EPDM	18"	M602590	18" Refill blade
M602520	EPDM	24"	M602610	24" Refill blade
M602530	EPDM	30"	M602620	30" Refill blade
M602540	EPDM	36"	M602660	36" Refill blade



EPDM Rubber in Curved Heavy Duty

Heavy gauge steel back is curved for water retention. EPDM rubber squeegee blade is chemical and abrasion resistant. Steel socket accepts any Speed Sweep® bolt-in handle with 3/8" stud. All-steel handle part #M190300 recommended.


Part #	Fill Material	Overall Length	Part #	Overall Length
M623240	EPDM	24"	M602610	24" Refill blade
M623300	EPDM	30"	M602620	30" Refill blade
M623360	EPDM	36"	M602660	36" Refill blade



Moss Rubber Double Blade in Steel Housing

Flex Squeegee™ has a soft blade that works well on smooth and textured floors. Double blade with heavy socket dramatically reduces floor drying time. Blades are made from closed-cell foam material known as "moss". Requires handle part #M191000, M190300 or M191200 sectional handle with 3/8" stud.

Part #	Fill Material	Overall Length
M625182	Moss rubber	18"
M625242	Moss rubber	24"
M625300	Moss rubber	30"
M625360	Moss rubber	36"



EPDM Rubber Flip Flop® in Aluminum Housing

Socket attachment allows for forward and backward strokes. Blade is split down the middle for double scraping surface and faster drying. Accepts any Speed Sweep® handle with 3/8" stud.

Part #	Fill Material	Overall Length	Part #	Overall Length
M629180	EPDM	18"	M628180	18" Refill blade
M629240	EPDM	24"	M628240	24" Refill blade



Moss Rubber Flip Flop® in Aluminum Housing

Combines features of moss rubber with popular Flip Flop® style. Unique socket allows for both backward and forward motion, while the moss rubber blade leaves the surface especially dry. Accepts handle part #M190300, M191000 or M191200 sectional handle with 3/8" stud.

Part #	Fill Material	Overall Length	Part #	Overall Length
M649180	Moss rubber	18"	M925490	18" Refill blade
M649240	Moss rubber	24"	M925491	24" Refill blade



Moss Rubber in Hygienic Housing

Can be used in food processing, food service, laboratories, healthcare, or anywhere hygienic cleaning tools are required. Polypropylene housing holds a moss rubber squeegee blade. Has unique handle socket with a compression lock system for secure attachment. Requires HySweep™ part # M195615 (fiberglass) handle.

Part #	Fill Material	Overall Length
M645160	Moss rubber	16"
M645240	Moss rubber	24"

Speed Squeegee® Speedy Pak™


Combines a range of our best-selling squeegee heads with a sectional handle in a convenient package. Speed Squeegee® has a steel socket that accepts any Speed Sweep® bolt-in handle, providing a positive connection that won't come loose. Available in a full range of styles; zinc-plated steel and anodized aluminum frames, straight and curved, with stiff EPDM Rubber or softer Moss Rubber blades for superior surface contact.

Features

- Straight heavy duty steel with tough EPDM rubber blade
- Curved heavy duty steel
- Flex Squeegee™ steel frame with double moss rubber blade
- Flip Flop® aluminum frame with split EPDM rubber blade
- Straight aluminum frame with pliable, non-marking blade
- Curved aluminum frame



Benefits

- Long wearing under heavy use
- Curved frame improves water retention
- Excellent floor contact for reduced drying time
- Special socket allows forward and backward strokes in obstructed areas
- Lightweight alternative with anodized aluminum frame



Fine Duty — Moss Rubber Blade

Part #	Blade Material	Frame Type	Handle	Size	Frame Material
M625183	Moss rubber	Straight, heavy duty	Steel/steel sectional	18"	Plated Steel
M625243	Moss rubber	Straight, heavy duty	Wood/steel sectional	24"	Plated Steel
M625303	Moss rubber	Straight, heavy duty	Steel/steel sectional	30"	Plated Steel
M625363	Moss rubber	Straight, heavy duty	Wood/steel sectional	36"	Plated Steel



Average Duty — EPDM Rubber Blade

Part #	Blade Material	Frame Type	Handle	Size	Frame Material
M629183	EPDM	Straight	Steel/steel sectional	18"	Aluminum
M629248	EPDM	Straight	Steel/steel sectional	24"	Aluminum
M627304	EPDM	Flip flop, split blade	Wood/steel sectional	30"	Aluminum
M624364	EPDM	Curved	Wood/steel sectional	36"	Aluminum
M629368	EPDM	Straight	Steel/steel sectional	36"	Aluminum
		Flip flop, split blade			



Heavy Duty — EPDM Rubber Blade

Part #	Blade Material	Frame Type	Handle	Size	Frame Material
M602525	EPDM	Straight, heavy duty	Wood/steel sectional	24"	Plated Steel
M602545	EPDM	Straight, heavy duty	Wood/steel sectional	36"	Plated Steel
M623365	EPDM	Curved, heavy duty	Wood/steel sectional	36"	Plated Steel



Speedy Corn®

Sturdy polypropylene “corn” bristles are long wearing, washable and impervious to chemicals. Will not break or shed. Bristles are heat sealed, then riveted into a metal cap. Steel band retains bristle shape.

Part #	Description	Trim	Handle	Color
Moderate Stiffness:				
M437060	Straight polypropylene	7-1/4"	Wood	Tan
M437063	Straight polypropylene	7-1/4"	Steel	Tan
M437314	Angled polypropylene	7-3/4"-9"	Wood	Tan
M437315	Angled polypropylene	7-3/4"-9"	Steel	Tan
Stiff:				
M437050	Straight polypropylene	7-1/4"	Wood	Yellow
M437053	Straight polypropylene	7-1/4"	Steel	Yellow
M437310	Angled polypropylene	7-3/4"-9"	Wood	Yellow
M437313	Angled polypropylene	7-3/4"-9"	Steel	Yellow
Extra Stiff:				
M437100	Extra stiff polypropylene	8"	Wood	Brown
M437110	Extra stiff polypropylene with chisel	8"	Wood	Brown

Upright Brooms

Wide variety of uses from warehouse and shop use to food processing and industry. Small size allows for excellent sweeping capabilities in restricted areas.

Part #	Description	Trim	Size	Color	Use Handle
M403130	Heavy duty steel back	5-1/2"	11"	Black	M190500
M403180	Average duty plastic block	5-1/2"	9"	Black	M190700
M403161	Flagged light duty with steel swivel socket	3-1/4"	9"	Grey	M190400
M403151	Average duty with steel swivel socket	3-1/4"	9"	Black	M190400

Scrub Tex® Deck Scrubs

Short trimmed, stiff-bristled scrubbing brushes come in a variety of styles from steel-backed push brooms, to plastic block with swivel handle attachments, to grit scrubs for added scrub ability.

Part #	Description	Trim	Size	Use Handle
M235140	Extra stiff polypropylene w/steel back	1-1/2"	14"	Any 3/8" stud
M335100	Stiff brown polypropylene w/wood block	2"	10"	M191100
M335210	3 surface white polypropylene w/molded block	1-3/4"	10"	Any ACME thread
M335211	3 surface blue polypropylene w/molded block	1-3/4"	10"	Any ACME thread
M335310	3 surface blue polypropylene scrub w/squeegee	1-3/4"	10"	Any ACME thread
M336100	Nylon grit deck/floor scrub w/U-joint swivel	1"	9"	Any ACME thread
M336110	Polypropylene deck/floor scrub w/U-joint swivel	1-1/4"	9"	Any ACME thread

Pivot Tile & Grout Brush


Extra-stiff PET (polyester) bristles with a polypropylene head and pivot adapter for deep cleaning tile and grout.

Part #	Description	Size	Color	Use Handle
M585142	Extra-stiff PET polyester	8-3/4"	Gray	Any ACME thread

Utility Brushes

Durable brushes for a wide variety of industrial applications.

Part #	Description	Overall (L)	Color
901661	.008 Crimped brass in hardwood block	8-7/8"	Brass
900422	.008 Crimped nylon in plastic block	8-3/8"	White
M582010	.020 Crimped polypropylene in polypropylene block	9"	White
M583010	.020 Crimped polypropylene in polypropylene block	20"	White
M572010	.020 Crimped polypropylene in foam polypropylene block	9"	Black
M573010	.020 Crimped polypropylene in foam polypropylene block	20"	Black
M582040	.020 Nylon staple set into solid polypropylene block	9"	White
M583040	.020 Nylon staple set into solid polypropylene block	20"	White
M577010	Tampico with hardwood block	9"	Black
M578010	Tampico with hardwood block	20"	Black
M576014	Polypropylene Swiss style	6"	Yellow
M576020	Nylon Swiss-style	6"	White



Wash Brushes

Durable wash brushes with durable polypropylene brush blocks are ideal for vehicle maintenance. Brushes require flow-thru handle part #M194800 or ACME threaded handle if flow-thru handle is not needed.

Part #	Size	Brush Face	Fill Material	Trim
M492350	9-3/8" x 3-1/4"	10-1/2"	.014 Green X-shaped polyester	2-1/2"
M492340	9-3/8" x 3-1/4"	10-1/2"	.012 White flagged polystyrene	2-1/2"
M335430	10" multi level brush	11"	.012 Gray polystyrene	2-1/2"
M335440	10" multi level brush	11"	.014 Green X-shaped polyester	2-1/2"



Hygienic / Sanitary Brushes

Cleaning tools designed for use in the food industry. All components are completely hygienic.

Part #	Size	Description	Trim
M593450*	4-1/2" x 8"	Small nylon tank brush	1-1/2"
M593460*	5-1/2" x 10"	Large nylon tank brush	1-3/4"
M585030	3"	Nylon nail brush	
M575050	10-7/8"	Dish brush with end tuft	

*Requires handle #M197300 or #M197500



Bowl Brushes

Non-scratching, long lasting brush bristles are chemical and solvent resistant.

Part #	Overall Length	Brush Diameter	Handle Material	Description
M571020	20"	5.5" x 4.5"	Plastic	Vinyl-coated non-scratch center wire with polypropylene bristles.
M571050	12.75"	4.75"	Polypropylene	White polypropylene plastic handle staple-set with white polyester fiber bristles.



Commercial Kitchen Cleaning Brushes

High temperature bristles enables cleaning of appliances even when oil is hot. Long handles for safe reach into inner surfaces. Cleans the inside, under and around a wide variety of kitchen cooking equipment. Available by special order with PEEK that can withstand temperatures up to 500°F.

Part #	Brush Diameter	Brush Length	Overall Length	Fill Material	Handle Material	Base Wire
Straight Drain Brush — Temp max 285°:						
M593444	1-1/2"	8"	27-1/2"	.024 Black polyester	Plastic	.125 Stainless Steel
90° Angled Fryer Brush — Temp max 285°:						
M593445	7/8"	10"	23-1/2"	.016 Natural polyester	Plastic	.125 Stainless Steel
90° Angled Brush — Temp max 285°: extra long handle						
M593446	2"	11"	48"	.024 Black polypropylene	Wood	.120 Galvanized Steel





eMop™ — Bucketless Wet Mop or Flat Dry Mop

Heavy gauge aluminum shaft with high density rubber grip provides comfort and control. The wet mop's integrated reservoir holds 24 oz. of fluid that covers up to 3,200 square feet of floor space without refilling. Adjustable nozzle allows user to control solution flow, output volume and direction. Dry mop is best used for sweeping and dusting. Use with eMOP™ pads below.

Part #	Overall Length	Description
M553100	60"	eMOP™ Bucketless Floor Cleaning System for wet mop
M553101	25"-58"	eMOP™ Flat Mop with telescoping handle for dry mop

eMop™ Pads

Microfiber pads feature a 80/20 split of microfiber pile. Wet pads have improved soil retention as well as increased water absorption. The rolled edge of the dry pad captures dust that typically escapes standard flat pad edges.

Part #	Size	Description	Color
M553103	19-1/2" x 5-3/4"	eMOP™ wet pad	Blue
M553104	17-1/2" x 7"	eMOP™ dry pad	Blue with rolled edges



Speedy Sweep®

Lightweight and powerful durable cordless battery-powered sweeper that runs up to 90 minutes on a single charge. Sweeps dirt and debris into its dustpan that is easily removed for emptying. Comes with a wall mount, power adapter and special pet hair brush roller.

Part #	Description
M558000	Speedy Sweep® Cordless Battery Powered Sweeper
M558100	Speedy Sweep® Extra Battery
M558500	Speedy Sweep® Extra Battery Charger Adapter



Dust Pans

Impact-resilient plastic stays rigid but not brittle. Pan easily grips to broom or brush handles. Metal pan has a black enamel finish on heavy gauge metal for rugged industrial use.

Part #	Size	Description
M445130	12"	Small plastic
M445120	18"	Jumbo plastic
M445140	12"	Small metal

Lobby Broom and Dust Pans

Free-standing dust pans with or without wheels underneath that allow for greater wear. Lobby broom clips to dust pan for easy storage.

Part #	Size	Description
M403201	36-1/2"	6" lobby broom and metal handle combination with angled trim
M445170	12"	Lobby dust pan and handle combination on wheels
M445180	12"	Lobby dust pan and aluminum handle combination
M191115	30" x 7/8"	Replacement metal handle for part #M403201

Feather Duster

Genuine ostrich feathers attract and hold dust. Retractable plastic handle makes it quick and easy to reach difficult cleaning areas.

Part #	Fill Material	Size
M550260	Ostrich feathers	16"



Bufs

Designed for edge banding and buffing in the wood or metal finishing industries. S-shaped design allows linen materials to keep constant pressure on band while removing any excess adhesive. End result is a clean, finished and bonded edge.


Part #	Outer Diameter	Description	Inner Dia.	Brush Face (W)
PB15050	150mm	S performance buff	50mm	25mm
PB19040	190mm	S performance buff	40mm	25mm



Dressing Sheets

Aggressive material designed to true or shape both non-woven and abrasive nylon filament brushes. Silicon carbide grit removes unwanted material from surface of cylinder brushes and exposes grit contained in brush.

Part #	Size	Description	Grit
TD1524-36	15" x 24"	Black abrasive	36



Hand Pads

Non-woven material designed for general-purpose cleaning of metal surfaces.

Part #	Size	Description	Color
MHP47	6" x 9"	General purpose	Maroon



Tufted Cylinder Brushes

Type 6.0 crimped natural nylon staple set into a high grade ABS plastic core. Low-density brush face helps reduce brush loading. Used primarily in printed circuit board industry. Other sizes available.

Part #	Outer Diameter	Overall Length	Inner Diameter
SCIS-24	3.15" (80mm)	24.43" (620.5mm)	1.475" (37.5mm)
SCIS-31	3.15" (80mm)	31" (787.5mm)	1.475" (37.5mm)



Bonded Disc Brushes

Used primarily to condition surface of printed circuit boards and other metal surfaces. Layers of non-woven discs are compressed and formed around the center of brush. Brushes are manufactured with polyurethane-bond, increasing flexibility and maximizing brush life.

Part #	Outer Diameter	Overall Length	Inner Diameter	Grit
BD27524-3	2.75" (69.9mm)	24" (609.6mm)	1" (25.4mm)	300
BD35024-3	3.5" (88.9mm)	24" (609.6mm)	1" (25.4mm)	300
BD35024-5	3.5" (88.9mm)	24" (609.6mm)	1" (25.4mm)	500
BD37524-3	3.75" (95.3mm)	24" (609.6mm)	1" (25.4mm)	300
BD37524-5	3.75" (95.3mm)	24" (609.6mm)	1" (25.4mm)	500
BD40024-3	4" (101.6mm)	24" (609.6mm)	1" (25.4mm)	300
BD40024-5	4" (101.6mm)	24" (609.6mm)	1" (25.4mm)	500
BD41224-3	4" (101.6mm)	24" (609.6mm)	1.25" (31.8mm)	300
BD41224-5	4" (101.6mm)	24" (609.6mm)	1.25" (31.8mm)	500
BD50024-3	5" (127mm)	24" (609.6mm)	1.97" (50mm)	300
BD50024-5	5" (127mm)	24" (609.6mm)	1.97" (50mm)	500
BD60024-2S	6" (152.4mm)	24" (609.6mm)	2" (50.8mm)	200



Rotary Pumice and Scrub Brushes

A round brush that can be used with scrubbing machines or flexible shafts. 5" diameter, 1" thick marine grade plywood block, and a standard 1/2" recessed arbor hole. Also used extensively for cleaning printed circuit boards.

Part #	Fill Material	Wood
500N	.014 Black level Nylon, medium stiffness	Polyurethane coated
500R	.018 Black level Nylon, stiff	Unfinished



Bonded Flap Brushes

Non-woven abrasive flaps extend outward from core of brush, yielding refined and consistent finish to printed circuit boards and metal surfaces. Bonded Flap brushes manufactured with polyurethane bond, increasing brush life and creating a flexible brush face.



Part #	Outer Diameter	Overall Length	Inner Diameter	Grit
BF37524-3	3.75" (95.3mm)	24" (609.6mm)	1" (25.4mm)	300
BF37524-5	3.75" (95.3mm)	24" (609.6mm)	1" (25.4mm)	500
BF40024-3	4" (101.6mm)	24" (609.6mm)	1" (25.4mm)	300
BF40024-5	4" (101.6mm)	24" (609.6mm)	1" (25.4mm)	500
BF41224-3	4" (101.6mm)	24" (609.6mm)	1.25" (31.8mm)	300
BF41224-5	4" (101.6mm)	24" (609.6mm)	1.25" (31.8mm)	500
BF50024-3A	5" (127mm)	24" (609.6mm)	1.97" (50mm)	300
BF50024-5D	5" (127mm)	24" (609.6mm)	1.97" (50mm)	500
BF50030-3	5" (127mm)	30" (762mm)	1.97" (50mm)	300
BF50030-5	5" (127mm)	30" (762mm)	1.97" (50mm)	500
BF60030-3S	6" (152.4mm)	30" (762mm)	2" (50.8mm)	300
BF60030-5	6" (152.4mm)	30" (762mm)	2" (50.8mm)	500

Abrasive Nylon Brushes

Heavy density and high quality abrasive nylon filament brushes. Full face configurations provide even surface scrubbing and deburring. Precision ground with diamond wheel ensuring uniform trim. Has an aluminum core and adapter.



Part #	Outer Diameter	Overall Length	Inner Diameter	Grit
PAN36224-240	3.63" (92.2mm)	24" (609.6mm)	1" (25.4mm)	240
PAN36224-320	3.63" (92.2mm)	24" (609.6mm)	1" (25.4mm)	320
PAN36224-500	3.63" (92.2mm)	24" (609.6mm)	1" (25.4mm)	500
PAN36230-240	3.63" (92.2mm)	30" (762mm)	1" (25.4mm)	240
PAN36230-320	3.63" (92.2mm)	30" (762mm)	1" (25.4mm)	320
PAN36230-500	3.63" (92.2mm)	30" (762mm)	1" (25.4mm)	500
PAN41224-240	4" (101.6mm)	24" (609.6mm)	1.25" (31.8mm)	240
PAN41224-320	4" (101.6mm)	24" (609.6mm)	1.25" (31.8mm)	320
PAN41224-500	4" (101.6mm)	24" (609.6mm)	1.25" (31.8mm)	500
PAN50024-240	5" (127mm)	24" (609.6mm)	1.97" (50mm)	240
PAN50024-320	5" (127mm)	24" (609.6mm)	1.97" (50mm)	320
PAN50024-500	5" (127mm)	24" (609.6mm)	1.97" (50mm)	500
PAN50025-240	5" (127mm)	25" (635mm)	1.97" (50mm)	240
PAN50025-320	5" (127mm)	25" (635mm)	1.97" (50mm)	320
PAN50025-500	5" (127mm)	25" (635mm)	1.97" (50mm)	500
PAN50030-240	5" (127mm)	30" (762mm)	1.97" (50mm)	240
PAN50030-320	5" (127mm)	30" (762mm)	1.97" (50mm)	320
PAN50030-500	5" (127mm)	30" (762mm)	1.97" (50mm)	500
PAN56224-240	5.63" (143mm)	24" (609.6mm)	2" (50.8mm)	240
PAN56224-320	5.63" (143mm)	24" (609.6mm)	2" (50.8mm)	320
PAN56224-500	5.63" (143mm)	24" (609.6mm)	2" (50.8mm)	500
PAN56230-240	5.63" (143mm)	30" (762mm)	2" (50.8mm)	240
PAN56230-320	5.63" (143mm)	30" (762mm)	2" (50.8mm)	320
PAN56230-500	5.63" (143mm)	30" (762mm)	2" (50.8mm)	500
PAN56324-240	5.63" (143mm)	24" (609.6mm)	3" (76.2mm)	240
PAN56324-320	5.63" (143mm)	24" (609.6mm)	3" (76.2mm)	320



Spiral Wound Coil Brushes

White type 6.0. nylon brush is used for printed circuit board industry, specifically, in I.S. Pumice Machines. Density and filament configuration of brush provides for more efficient distribution of pumice onto the board surface, maximizing brush life. Galvanized steel channel unless noted.

Part #	Outer Diameter	Overall Length	Inner Dia.	Nylon Dia.
SWC24424-N	2.5" (64mm)	24" (610mm)	.75" (19mm)	.014"
SWC31224-N	3.23" (82mm)	25" (635mm)	1.45" (37mm)	.014"
SWC31224-N12	3.23" (82mm)	25" (635mm)	1.45" (37mm)	.012"
SWC31224-NSS*	3.23" (82mm)	25" (635mm)	1.45" (37mm)	.014"
SWC31231-N	3.23" (82mm)	32" (813mm)	1.45" (37mm)	.014"
SWC31231-NSS*	3.23" (82mm)	32" (813mm)	1.45" (37mm)	.014"

*Stainless Steel Channel

Badger

Premium quality handmade flowing brush used for water or oil base paints, urethanes, varnishes and enamels for ultra fine finishing results. Brush material is natural badger-style China bristle with a hand-formed chisel edge. Handle is pencil style, clear wood.

Part #	Size	Trim Length	Thickness	Fill Material
R10011	1"	2"	7/16"	China bristle
R10021	1-1/2"	2-1/8"	1/2"	China bristle
R10031	2"	2-1/4"	9/16"	China bristle
R10041	2-1/2"	2-5/16"	5/8"	China bristle
R10051	3"	2-5/16"	11/16"	China bristle



Onyx

Best quality provides fine all around performance for use with water or oil based paints, enamels, varnishes and urethanes. Brush material is 100% white China bristle with a chisel edge trim. Handle is clear wood.

Part #	Size	Trim Length	Thickness	Fill Material
R12013	1"	2"	7/16"	China bristle
R12023	1-1/2"	2-1/4"	1/2"	China bristle
R12033	2"	2-1/2"	9/16"	China bristle
R12043	2-1/2"	2-3/4"	5/8"	China bristle
R12053	3"	3"	11/16"	China bristle
R12063	4"	3-1/4"	11/16"	China bristle



Ace

Maintenance grade used for general applications with water or oil based paints, epoxies, resins, and sealers. Brush material is 100% black China bristle with a square trim. Handle is lacquered wood.

Part #	Size	Trim Length	Thickness	Fill Material
R12011	1"	2"	3/8"	China bristle
R12021	1-1/2"	2-1/4"	7/16"	China bristle
R12031	2"	2-1/4"	1/2"	China bristle
R12041	2-1/2"	2-1/2"	1/2"	China bristle
R12051	3"	2-1/2"	1/2"	China bristle
R12061	4"	3"	11/16"	China bristle



Matey™

Professional synthetic brush handle used for all fine finish water based paints and coatings. Beaver tail brush materials are solid tapered round polyester with a chisel edged trim. Handle is sanded wood.

Part #	Size	Trim Length	Thickness	Fill Material
R11013	1"	2-1/4"	7/16"	Polyester
R11023	1-1/2"	2-1/2"	1/2"	Polyester
R11033	2"	2-3/4"	9/16"	Polyester
R11043	2-1/2"	3"	5/8"	Polyester
R11053	3"	3-1/4"	11/16"	Polyester
R11063	4"	3-3/4"	7/8"	Polyester



Royal

Professional synthetic flat sash used for all fine finish water based paints and coatings. Brush materials are solid tapered round polyester with a chisel edged trim. Handle is sanded wood.

Part #	Size	Trim Length	Thickness	Fill Material
R11027	1-1/2"	2-1/2"	1/2"	Polyester
R11037	2"	2-3/4"	9/16"	Polyester
R11047	2-1/2"	3"	5/8"	Polyester
R11057	3"	3-1/4"	11/16"	Polyester





Queen Wood

Professional synthetic angular sash used for all fine finish water based paints and coatings. Chisel edged trim with a sanded wood handle.

Part #	Size	Trim Length	Thickness	Fill Material
R11025	1-1/2"	2-1/2"	1/2"	Polyester
R11035	2"	2-3/4"	9/16"	Polyester
R11045	2-1/2"	3"	5/8"	Polyester



Queen I

Better quality synthetic. Used for all fine water base paints and coatings in tight spaces. Chisel edged trim with a solvent resistant plastic handle.

Part #	Size	Trim Length	Thickness	Fill Material
R11014	1"	2-1/2"	1/2"	Polyester
R11024	1-1/2"	2-1/2"	1/2"	Polyester
R11034	2"	2-3/4"	5/8"	Polyester
R11044	2-1/2"	2-3/4"	5/8"	Polyester



Lark

Maintenance grade brush used for water based paints and coatings. Chisel edged trim with a solvent resistant plastic handle.

Part #	Size	Trim Length	Thickness	Fill Material
R11011	1"	2"	3/8"	Polyester
R11021	1-1/2"	2"	7/16"	Polyester
R11031	2"	2-1/4"	1/2"	Polyester
R11041	2-1/2"	2-1/4"	1/2"	Polyester
R11051	3"	2-1/2"	1/2"	Polyester
R11061	4"	3"	11/16"	Polyester



The Fooler®

Double thick disposable brush used for epoxies, resins, paints and sealers. Brush holds more coating than standard chip brush. Handle is sanded wood.

Part #	Size	Trim Length	Thickness	Fill Material
R10005	1/2"	1-3/4"	3/8"	White bristle
R10001	1"	1-3/4"	3/8"	White bristle
R10015	1-1/2"	1-3/4"	7/16"	White bristle
R10002	2"	2"	1/2"	White bristle
R10025	2-1/2"	2"	1/2"	White bristle
R10003	3"	2"	1/2"	White bristle
R10004	4"	2-1/4"	11/16"	White bristle



Economy Chip Bristle

Disposable used for epoxy, resin, paints and sealers. Handle is sanded wood.

Part #	Size	Trim Length	Thickness	Fill Material
TA605	1/2"	1-5/8"	1/4"	White bristle
TA610	1"	1-3/4"	5/16"	White bristle
TA615	1-1/2"	1-3/4"	5/16"	White bristle
TA620	2"	1-3/4"	5/16"	White bristle
TA625	2-1/2"	1-3/4"	3/8"	White bristle
TA630	3"	1-3/4"	3/8"	White bristle
TA640	4"	2"	11/16" Double Thick	White bristle
PTA610	1"	1-3/4"	1/2"	Polypropylene
PTA615	1-1/2"	1-3/4"	1/2"	Polypropylene
PTA620	2"	1-3/4"	1/2"	Polypropylene
PTA630	3"	1-3/4"	1/2"	Polypropylene



Foam Brushes

Disposable used for touch-ups. Point edge trim with a peg wood handle.

Part #	Size	Trim Length	Thickness	Fill Material
R000051	1"	2"	1/2"	Black foam
R000068	2"	2-1/2"	1/2"	Black foam
R000075	3"	2-1/2"	1/2"	Black foam
R000081	4"	3"	1/2"	Black foam

Radiator

Bent wood handle is excellent for hard to reach areas. Brush material is 100% black bristle with a square trim. Handle length is 14-1/2", sanded wood.

Part #	Size	Trim	Thickness	Part #	Size	Trim	Thickness
R10013	1"	2"	7/16"	R10043	2-1/2"	2-1/2"	5/8"
R10023	1-1/2"	2-1/4"	1/2"	R10053	3"	2-3/4"	11/16"
R10033	2"	2-1/2"	9/16"	R10063	4"	3"	7/8"

Radiator — Disposable

Bent ferrule disposable brush is perfect for hard to reach areas. Brush material is 100% black bristle with a square trim. Handle is sanded wood.

Part #	Size	Trim	Thickness	Part #	Size	Trim	Thickness
R10014	1"	2"	3/8"	R10044	2-1/2"	2-1/4"	1/2"
R10024	1-1/2"	2"	3/8"	R10054	3"	2-1/2"	5/8"
R10034	2"	2-1/4"	3/8"	R10064	4"	3"	11/16"

Fawn

Round sash is the right choice for trim work. Brush material is 100% black China bristle with a chisel edge trim. Handle is lacquered wood.

Part #	Size	Trim	Thickness	Part #	Size	Trim	Thickness
R15012	#2	1-5/8"	1/2"	R15042	#8	2-1/8"	1-1/8"
R15022	#4	1-7/8"	13/16"	R15052	#10	2-1/4"	1-1/4"
R15032	#6	2"	1"				

Dust Mask

Helps to breathe comfortably in dusty environments. Suitable for non-toxic nuisance dusts such as pollen.

Part #	Size
R50102	Standard, 5 per pack
R50103	Standard, 50 per pack

Coverall Paint Suit

Elastic hood, wrists, waist and ankle, two way zipper. Made of nonwoven polypropylene material that is coated with a microporous film.

Part #	Size
R50120	XXL

Polyethylene Gloves

These single use latex-free polyethylene gloves are clear in color, powder free and textured inside for a secure grip. Recommended for light one-time use.

Part #	Size	Packaging
RGLO1	Large (fit either hand)	500 per box

Drop Cloth — Plastic 9' x 12'

Heavy duty clear plastic 1 mm-thick layer protection.

Part #	Size
R50150	9 ft x 12 ft

Paint Mixers

Great for mixing gallon sized containers. For use with 1/4" drills or larger.

Part #	Size	Head Diameter	Shaft Length	Drill Size
R50114	Small	2-1/4"	14"	1/4"

Heavy duty power mixer can be used in containers from gallon sized to five gallon pails. For use with 3/8" drills or larger.

Part #	Size	Head Diameter	Shaft Length	Drill Size
R50115	Large	3-1/4"	17"	3/8"



Shed Resistant Microfiber Roller

Short nap — premium microfiber for use with semi-gloss and gloss paint.

Part #	Size	Nap	Surface	Core
R29822*	9"	3/8"	Smooth	Phenolic



Deluxe Mohair Roller

Short nap — premium mohair blend for use with enamels, varnishes and urethanes.

Part #	Size	Nap	Surface	Core
R23111*	3"	3/16"	Smooth	Phenolic
R24111*	4"	3/16"	Smooth	Phenolic
R29113*	9"	3/16"	Smooth	Phenolic



Multi Purpose Roller

Short nap — all purpose for use with paints, enamels, varnishes and urethanes.

Part #	Size	Nap	Surface	Core
R23114*	3"	1/4"	Smooth	Phenolic
R24114*	4"	1/4"	Smooth	Phenolic
R27114*	7"	1/4"	Smooth	Phenolic
R29114*	9"	1/4"	Smooth	Phenolic
R29014**	9"	1/4"	Smooth	Polypropylene



Foam Roller

Short nap — lint free for use with paints, enamels, varnishes and urethanes.

Part #	Size	Nap	Surface	Core
R23311*	3"	1/8"	Smooth	Phenolic
R24302*	4"	1/8"	Smooth	Phenolic
R29311*	9"	1/8"	Smooth	Phenolic



Dynex™ Roller

Medium nap — excellent for use with paints, epoxies and fiberglass resins.

Part #	Size	Nap	Surface	Core
R23123*	3"	3/8"	Smooth to semi smooth	Phenolic
R24122*	4"	3/8"	Smooth to semi smooth	Phenolic
R29123*	9"	3/8"	Smooth to semi smooth	Phenolic
R29022**	9"	3/8"	Smooth to semi smooth	Polypropylene



Treelon™ Roller

Long nap — excellent for use with flat paint.

Part #	Size	Nap	Surface	Core
R23132*	3"	1/2"	Medium to rough	Phenolic
R24132*	4"	1/2"	Medium to rough	Phenolic
R29132*	9"	1/2"	Medium to rough	Phenolic
R23133*	3"	3/4"	Medium to rough	Phenolic
R24133*	4"	3/4"	Medium to rough	Phenolic
R29133*	9"	3/4"	Medium to rough	Phenolic
R29134*	9"	1-1/4"	Medium to rough	Phenolic
R29034**	9"	1-1/4"	Medium to rough	Polypropylene



Disposable Twin Pack Roller

Disposable—for use with paint and epoxy.

Part #	Size	Nap	Surface	Core
R29301**	9"	3/8"	Smooth	Polypropylene



*Phenolic roller covers have heat-cured pressure impregnated phenolic cores that are solvent resistant.

**Plastic roller covers have polypropylene cores that are very solvent resistant.

SPECIALTY ROLLER COVERS AND MINI ROLLER COVERS

Fiberglass Resin Roller

For use with epoxy and fiberglass resin.

Part #	Size	Nap	Surface	Core
R29900	9"	1/8"	Smooth	Phenolic

Roof Roller (Foam)

For use on corrugated surfaces.

Part #	Size	Nap	Surface	Core
R19001	9"	N/A	Corrugated	Phenolic

Texture Roller

Use for textured finishes.

Part #	Size	Nap	Surface	Core
R29307	9"	N/A	Textured	Phenolic

4" Mini Roller Set

Includes a 4" plastic tray, 4" mini roller cover with 5/8" nap, and a 4" mini roller cover with 1/2" nap.

Part #	Size
R36054	4"

4" Mini Complete Roller

Includes a 4" mini frame and 1/2" nap mini roller.

Part #	Size	Nap
R36034	4"	1/2"

4" Mini Frame

For use with 4" or 6-1/2" nap or foam mini rollers.

Part #	Size
R36044	4"

4" Mini 1/2" Nap Roller

For use with all paints and industrial coatings. Solvent resistant.

Part #	Size	Nap	Per Package
R36026	4"	1/2"	2
R36027	4"	1/2"	10

4" Mini Foam Roller (Twin Pack)

For use with all enamel varnishes, urethanes, epoxies and paints. Solvent resistant.

Part #	Size	Nap	Per Package
R36065	4"	5/8"	2

6" Mini 1/2" Nap Roller Refill (Twin Pack)

Uses part #R36044 4" Mini Frame. For use with all paints and industrial coatings. Solvent resistant.


Part #	Size	Nap	Per Package
R36028	6"	1/2"	2

Roller Frames

Frames feature a 4-wire design or heavier duty 5-wire design.

Part #	Size	Shank Diameter	Handle Material	Thread
R33001	3"	1/4"	Plastic	Plastic
R34001	4"	1/4"	Plastic	Plastic
R39001	9"	1/4"	Plastic	Plastic
R39011*	9"	5/16"	Plastic	Plastic
R39012*	9"	5/16"	Wood	Metal

*5 wire design





Metal Trays

Professional metal trays feature ladder-lock legs.

Part #	Size	Capacity
R35001	9"	1/2 quart
R35002	12"	1-1/2 quarts



Plastic Trays

Professional use, solvent resistant black plastic trays.

Part #	Size	Capacity
R35014	4"	1/4 quart
R35003	9"	1/2 quart



Solvent resistant black plastic tray with ladder-lock legs.

Part #	Size	Capacity
R35004	9"	1 quart



Tray Liner

Plastic, solvent resistant tray liner insert for metal tray.

Part #	Size
R35007	9"

Tray Sets

Budget set with plastic tray, roller cover and slip-on frame.

Part #	Size
R35010	9"

Deluxe set with metal tray

Includes a 9" x 3/8" Dynex™ solvent resistant roller cover.

Part #	Size
R35009	9"



Putty Knife — Soft Grip

Flex blade, soft comfort grip handle. For spreading putty, spackle and other materials. Also a good clean up tool for removing paint and rust.

Part #	Size
R50140	1-1/4"
R50141	3"



Paint Scraper — Soft Grip

Razor scraper has an easy push-button operation with retractable locking trigger. Soft comfort grip handle. Use for removing paint, tape, stain, varnish and caulk.

Caution: Store tool with blade retracted for safety.

Part #	Description
R50145	Paint scraper
R50146	Replacement blades, 10 per pack





ABOUT GORDON BRUSH®

Since 1951, Gordon Brush® has been recognized worldwide as a leading manufacturer of quality industrial brushes. We offer over 17,000 brushes — and can modify or custom manufacture any brush to meet your unique specifications. Our wide assortment of industrial brushes are designed, crafted, and shipped from our state-of-the-art, 183,000 square-foot facility in the City of Industry, California. This ensures that your order meets our stringent quality standards each and every time.

Our turnaround times set us apart from the rest of the industry. As a U.S.-based manufacturer, we offer same-day shipping on over 3,000 standard items. And we can deliver custom quotes at lightning speed — usually in one business day or less. Whether you need a standard brush or a custom solution, you can always count on Gordon Brush® for bigger, better brush ideas.



Gordon Brush Mfg. Co., Inc.

3737 Capitol Ave., City of Industry, CA 90601, USA

Ph: 1-800-950-7950 or 1-323-724-7777

Fax: 1-323-724-1111

Email: sales@gordonbrush.com

www.gordonbrush.com

